



CHAMPIONSHIP CAR RACES

Club Motorsport at its best!

OFFICIAL PROGRAMME

CADWELL PARK May 18/19 £2.00



This meeting is held under the General Regulations of the MSA (incorporating the provisions of the International Sporting Code of the FIA) and the Supplementary Regulations, Final Instructions and any written instructions which the Organisers issue for the race meeting. MSA Permit No: 10613.

APPROXIMATE TIMETABLE

Practice Sessions	Time
750 Motor Club 7 Challenge	9.00
750 Motor Club Roadsports Championship	9.25
750 Motor Club 750 Trophy Championship	9.50
750 Motor Club Formula 4 Championship	10.10
Demon Tweeks/Yokohama/CCC Hot Hatch Championship	10.35
750 Motor Club Kit Car Championship - class B	11.00
750 Motor Club 750 Formula Championship	11.20
750 Motor Club Kit Car Championship - class A	11.45
Races	
1: 750 Motor Club 7 Challenge	1.00
2: 750 Motor Club Roadsports Championship	1.35
3: 750 Motor Club 750 Trophy Championship	2.00
4: 750 Motor Club Formula 4 Championship	2.25
5: 750 Motor Club 7 Challenge	2.50
6: Demon Tweeks/Yokohama/CCC Hot Hatch Championship	3.25
7: 750 Motor Club Roadsports Championship	4.00
8: 750 Motor Club Kit Car Championship - class B	4.25
9: 750 Motor Club 750 Trophy Championship	4.50
10: 750 Motor Club 750 Formula Championship	5.15
11: 750 Motor Club Kit Car Championship - class A	5.40

See centre pages for Sunday's Timetable

The organisers reserve the right, with the permission of the Stewards of the Meeting and/or the Clerk of Course, to change the order in which events are run and to postpone, cancel or abandon the meeting or any part thereof.

RACE MEETING OFFICIALS

MSA STEWARD

D.G.Webb

CLERKS OF COURSE

R.Adaway

DEPUTY CLERKS

V.Ayres J.Franks

DRIVING STANDARDS

OBSERVERS

A.Jones

CLUB STEWARDS

V.Adaway L.Jones

TIMEKEEPERS

T.Stevens (Chief) A.Stevens

A.Preston D.Evans

P.Arch A.Hancock

SCRUTINEERS

S.Ford (Chief) H.Fisher

C.Hollingworth R.Dominy

I.Brocklesby P.Jaggard

J.Barlow P.Hewer

G.Mills

INCIDENT OFFICER

A.Bennett

CHIEF MARSHAL

P.Harding

CHIEF OBSERVER

P. Stenning

CHIEF MEDICAL OFFICER

Dr.C.Ruddlesdin

RACE RESCUE UNIT

750 Motor Club

COMMENTATOR

D.Smales

SECRETARY OF THE MEETING

Robin Knight

MARSHALS


750 Motor Club
BMRMC & friends

Races 1 & 5

20 Laps

750 Motor Club 7 Challenge

No	CLS	DRIVER	CAR DETAILS	CCS	HOMETOWN	CLUB
3	B	Tim Lamb	Caterham 7	1600	Clevedon	750
4	A	Keith Dunn	Caterham Superlight	1800	Droitwich	750
5	B	John Benfield	Caterham 7	1600	Houghton Regis	750
10	A	David Litchfield	Caterham 7	1800	Battersea	750
21	A	Peter Ratcliff	Caterham 7	1800	Epsom	750
25	A	Peter Lawrence	Caterham Superlight	1800	Thame	750
30	A	Simon Hubner	Caterham	1700	Bristol	750
32	C	Terry Clark	Caterham 7	1600	Northwood	750
41	B	Ken Pendlebury	Caterham 7	1400	Steyning	750
44	A	William Mitcham	Caterham 7	1800	Bury St Edmunds	750
48	B	Gerald Simpson	Caterham Supersprint	1698	Churton	750
55	C	Steve Lindsey	Caterham K Series	1600	Richmond	750
63	A	Andy Toone	Caterham 7	2000	West Bridgford	750
68	B	Richard Webb	Caterham 7	1400	Fairford	750
77	C	Steve Hindle	Caterham 7 Academy	1600	Forest Hill	750
96	A	Bob Marshall	Caterham 7	2000	Shireoaks	750
97	A	Peter French	Caterham Superlight	1800	Burnham on Crouch	750
99	A	Martin Stewart	Caterham Super 7	2000	Darford	750



The 2002 7 Challenge is for Caterham / Lotus 7 running in 3 classes. Class A is for 1700 Xflow, 2000cc Vauxhall and Ford Zetec, 1700 twincam & 1600 K series; B includes 1600cc twincam, 1800 Ford Zetec, 1800, 1600 K Series; 1400 K series are class C, and former Scholarship/Graduate cars. All have to run on a choice of Yokohama tyres and a minimum weight of 600 kgs including the driver.

Races 2 & 7

12 Laps

Roadsports Championship

NO	CLS	DRIVER	CAR DETAILS	CCS	HOMETOWN	CLUB
2	A	Mal Davison	Porsche 911	3200	Burntwood	750
3	C	Howard Jones	Ginetta G4	1300	Bedford	750
4	B	Stephen Oliver	Lotus Elise	1800	Ely	750
5	A	Pat Thomas	Lotus Exige	1800	Spalding	750
7	B	Robbie Watts	Renault Spider	2000	Westcliff On Sea	750
9	A	Chris Varey	Porsche 968CS Turbo	2500T	Cirencester	750
12	C	Pete Richards	Clan Crusader	998	March	750
15	C	Steve Jay	Clan Crusader	998	Bury	750
19	C	John Morgan	Ginetta G15	998	Chalfont St Peter	750
22	A	Paul Glynn	TVR Griffith	5000	Melton Mowbray	750
26	A	John Chatley	TVR Griffith	4997	Inkberrow	750
28	A	John Dench	Porsche 911	2700	Newark	750
29	A	Keith Ahlers	Morgan +8	4554	Trinity	750
33	C	Rob Moody	Turner MkII	1340	Norwich	750
37	B	Paul Keevill	Lotus Elan	1598	Hemel Hempstead	750
42	C	Paul Morgan	Ginetta G15	998	Chalfont St Peter	750
43	C	Bennet Longman	MG Midget	1275	High Peak	750
46	A	Mark Donald	Lotus Exige	1800	Hemel Hempstead	750
47	A	Wayne Jackson	Porsche 968	3000	Whitley Bridge	750
69	C	Dean Stanton	MG Midget	1330	Southampton	750
77	B	David Hoyle	Renault Spyder	1998	Coleorton	750
85	A	Richard Bayston	Porsche 944 S2	2990	Tadcaster	750
88	A	Chris Williams	Morgan +8	4500	Buckhurst Hill	750
99	B	Alec Livesley	Jensen Healey	2000	St Leonards On Sea	750


The Roadsports Championship, sponsored again in 2002 by **KELSport** and **Club Lotus** is the most varied and competitive sports car category in the country, attracting cars from five decades, over ten different manufacturers and has in excess of 110 eligible models of sports cars currently listed. With carefully chosen class structures to ensure close competition for everyone, even cars from one-make series will find a place with more interesting competition. **KELSport** is the racing side of long-term Lotus dealers Kelvedon Motors of Spalding, Lincolnshire, run by Lotus 'guru' Pat Thomas who races an Exige in this year's championship.

Races 3 & 9

8 Laps

750 MC 750 Trophy Championship

N ^o	CLS	DRIVER	CAR DETAILS	CCS	HOMETOWN	CLUB
1	C	Don Rawson	Rawson Special	1172	Oswestry	750
2	C	Roger Windley	Genie	747	Tattershall	750
10	B	Nick Hayward-Cook	A7 Monoposto	747	Gt Missenden	750
14	B	Mike Gilbert	Austin 7 Special	747	Lower Sunbury	750
21	C	David Brand	Reliant RRR	803	Chesham	750
26	B	Michael Whitby	Austin 7 Special	747	St Neots	750
32	C	David Whetton	Warren	747	Wimborne	750
33	D	Kerry Horan	Vincent Trenberth	498	Studley	750
68	C	Pete Birch	J6S III	750	Mablethorpe	750




The 750 Trophy Championship is for Austin Seven based cars, supported by other cars of historic interest and similar performance. As in the former pre-war Austin 7 Championship, Austin Sevens will compete in two classes:- Austin Seven sports and racing cars, post-war specials and early 750 Formula cars with Austin Seven engines/gearboxes. In further classes are cars from the old 1172 Formula along with vintage, PVT and historic cars such as 500cc Formula 3 and other similar vehicles.

Race 4

15 Laps

750 MC Formula 4 Championship

NO	CLS	DRIVER	CAR DETAILS	CCS	HOMETOWN	CLUB
3	A	Erwin Smiech	Reynard SF86	1600	Lincoln	750
6	A	David Longstaff	Ray 89F	1600	Misterton	750
7	D	David Blyth	Van Diemen RF97	1800	Wavendon Gate	750
10	A	John Woodward	Delta	1600	Stratton Audley	750
11	A	Chris Kite	Dallara 394	1600	Bracknell	750
14	A	Damon Bland	Van Diemen RF86	1600	Cheltenham	750
22	D	Kevin Gillespie	Van Diemen 97	1800	Robertstown	750
26	D	Barry Pomfret	Van Diemen RF98	1800	Bletchley	750
33	B	Stephen Ward	Van Diemen	2000	Desborough	750
38	D	Philip Santer	Van Diemen RF95	1800	Cranbrook	750
44	A	Clive Yorath	Magnum	1600	Cheltenham	750
80	A	Peter Monk	Lotus FVL	1600	Woodbridge	750
91	A	David Healey	Delta T92	1600	Norton	750
99	A	Charles Adrian	Van Diemen FR 93	1600	Ockeridge	750




The 750 Motor Club Formula 4 Championship provides the technical sophistication of slicks and wings in an affordable single seater championship. Class A allows any design of chassis and caters for the designer/constructor as well as for cars converted from F3, FFord, FF2000 and Formula Renault; all must use the 1600 CVH Ford engine. Class B is for FF2000 cars built prior to October 1983, class C for pre Dec '80, running to the former FF2000 regulations and Class D is for pre 1999 Formula Ford Zetec cars.

Race 6

15 Laps

Demon Tweeks/Yokohama/CCC Hot Hatch Championship

NO	CLS	DRIVER	CAR DETAILS	CCS	HOMETOWN	CLUB
1	A	Mark Cunningham	Fiesta	1600	Southwater	750
9	A	Martyn Culley	Fiesta XR2	1600	Andover	750
10	B	Lee Reynolds	Citroen AX GTi	1360	Church Stretton	750
13	A	Adrian Lowes	Escort 1600S	1600	Horsham	750
15	A	Barrie Culley	Fiesta XR2	1600	Basingstoke	750
17	A	Andrew Dunlop	Astra GTE	2000	Longsight	750
22	A	Andy Fells	Fiesta XR2	1600	Basildon	750
29	A	Craig Dawson	Fiesta XR2	1600	Towcester	750
31	A	Lewis Williams	Fiesta XR2	1600	Guildford	750
33	B	Mark Routledge	Fiesta	1398	Letchworth	750
35	B	Keith Piper	Vauxhall Corsa SRi	1389	Haywards Heath	750
38	A	Graham Palmer	Peugeot 205 GTi	1600	Hove	750
43	A	Martin Rutherford	Fiesta XR2	1600	Harrow	750
50	A	John Hammersley	Peugeot 205 GTi	1600	Stone	750
52	A	Leslie Ott	Fiesta XR2i	1600	South Woodford	750
55	A	Steve Horner	Fiesta RS 1800	1800	Buckingham	750
69	A	Martin Lewis	Fiesta XR2	1600	Towcester	750
84	B	Mark Bush	Rover Metro GTi	1400	Milton Keynes	750
97	B	Andy McLennan	Suzuki Swift	1300	London Colney	750




Demon Tweeks, Yokohama tyres and Cars & Car Conversions Magazine are the main sponsors for this year's Hot Hatch Championship which attracts a wide range of popular hatchback cars of up to 2000cc. Cars are allowed engine and suspension modifications, standard pattern brakes and all must use the Yokohama A032R 'control' tyre. This together with a weight penalty for leading cars ensures close racing without excessive budgets.

Races 8 & 12

12 Laps

750 Motor Club Kit Car Championship

NO	CLS	DRIVER	CAR DETAILS	CCS	HOMETOWN	CLUB
4	B	Simon Childs	Sylva Phoenix	1800	Rugby	750
6	B	Andrew Owen	Sylva Phoenix	1800	Welwyn Garden City	750
15	B	Keith Smallwood	Sylva Striker IRS	1800	Reading	750
18	B	Mark Arden	Sylva Phoenix	1800	Binbrook	750
20	B	Robert Putnam	Procomp LA Gold	1800	Warley	750
21	B	Nigel Brown	Sylva Phoenix	1800	Great Barr	750
25	B	Jonathan Barnett	Sylva Phoenix	1800	Putney	750
38	B	Steve Taylor	Sylva Phoenix	1800	Swavesey	750
41	B	Steve Owen	Sylva Clubman	1800	Ripponden	750
44	B	Richard Johnston	Sylva Phoenix	1800	Harpenden	750
45	B	Brian Dean	Sylva Striker Mk2	1800	Leicester	750
46	B	Sheridan Bell	Procomp LA Gold	1800	Skegness	750
53	B	Andy Hiley	Locost	1800	Golcar	750
55	B	Andrew Ward	Sylva Striker	1800	Kettering	750
62	B	Clive Hudson	Sylva Phoenix	1800	Gayton	750
65	B	Richard Clough	Sylva Stryker	1800	keighley	750
71	B	Matt Jones	Westfield SE	1800	Chellaston	750
88	B	Bryan Healey	Sylva Striker	1800	Poynton	750
90	B	Tony Southgate	Sylva Phoenix	1800	Rothersthorpe	750




The 750 Motor Club Kit Car Championship is for road legal front-engined Kit Cars. The engine regulations allow considerable freedom whilst there are limitations on the design of rear suspension and transmission. There are three classes, A - up to 3500cc and class B - 1800 Ford Zetec.

Race 10

12 Laps

750 MC 750 Formula Championship

Nº	CLS	DRIVER	CAR DETAILS	CCS	HOMETOWN	CLUB
1		Peter Bove	Darvi 88/P	850	Essendon	750
2		Bob Simpson	SS Reliant	850	West Drayton	750
3		Mick Harris	Darvi 877	850	High Wycombe	750
4		Antony Raine	Centaur Mk16	850	Verwood	750
5		Pete Knipe	DNC F750	850	Bracknell	750
7		Chris Gough	CGR1	850	Telford	750
8	B	Andrew Lake	Darvi Mk5B	850	Bedford	750
10		Rodney Hill	Mystic T4/21	850	Ashby De La Zouch	750
19		Dave Robson	SDAR/83	850	Ashbourne	750
27	B	Sue Buxton	Darvi Mk5/97	850	West Malling	750
40	B	Bill Rutter	Centaur Mk16	850	Ravensden	750
43		Dick Harvey	Darvi - 91D	850	Totteridge	750
66	B	William Johnston	Centaur Mk16	850	Poole	750
77		Nige Cowley	Cowley MkIV	850	Doncaster	750



750 Formula is for lightweight two-seater sports racing cars and was originally introduced by the 750 MC in 1949, as its first racing formula. The regulations provide ample scope for the budding amateur to design and build his own car, and to develop his skills in chassis / suspension design and engine tuning within carefully controlled limits; alternatively there are often suitable cars available for sale from within the formula.

Races 11 & 13

12 Laps

750 Motor Club Kit Car Championship

NO	CLS	DRIVER	CAR DETAILS	CCS	HOMETOWN	CLUB
10	A	Clive Turner	Autotune Gemini	3000	Sandiacre	750
13	A	Graham Dash	Sylva Striker	1600	Woking	750
27	A	Dave Roberts	Sylva Striker	2800	Hull	750
37	A	David Robinson	Sylva Striker	1998	Rotherfield	750
40	A	Mark Allcock	Dutton Melos	3500	Haslingden	750
51	A	Tony Absolom	Sylva Striker	1700	Reading	750
57	A	Ken Marsh	Fisher Fury	3500	Bury	750
69	A	Nick Craddock	Sylva Phoenix	1660	Pewsey	750
73	A	David Smith	Sylva Phoenix	1600	Cottingham	750
75	A	Matthew Lewis	Eldon Roadster	3500	Woking	750
82	A	Chris Brown	Sylva Striker	1700	London	750
84	A	Wicher Kist	Westfield SEW	1688	Abington	750
89	A	Mark Matthews	Marlin Sportster	3500	Credifon	750

The 750 Motor Club Kit Car Championship is for road legal front-engined Kit Cars. The engine regulations allow considerable freedom whilst there are limitations on the design of rear suspension and transmission. There are two classes, A - up to 3500cc and class B - 1800 Ford Zetec.

Cadwell Park Short Circuit - Lap Records

Formula	Class	Name	Time	Speed	Date
750 Formula		Mick Harris	1:09.6	76.36	01/10/89
750 Trophy	A	Mark Roper	1:36.50	55.06	24/06/00
	B	David Whetton	1:35.35	55.72	24/06/00
	C	Nige Cowley	1:20.39	66.09	19/05/01
	D	Pete Wright	1:24.69	62.74	24/06/00
Formula 4	A	Bob Davis	1:02.2	85.43	21/05/95
	B	Rod Garofall	1:03.04	84.29	12/05/96
	C	Paul Allen	1:06.95	79.36	26/06/99
	D	Peter Jollands	1:04.13	82.85	25/06/00
Formula Vee		Jeremy Clark	1:07.449	78.78	20/05/01
Kit Cars	A	Andy Sterling	1:08.238	77.87	19/05/01
	B	Jonathon Edwards	1:09.226	76.76	19/05/01
RCB	A	James Bickley	1:05.309	81.37	20/05/01
	B	Martin Brooks	1:07.997	78.15	20/05/01
	C	TBE	-	-	-
Roadsports	A	Keith Ahlers	1:09.191	76.80	20/05/01
	B	Dean Lanzante	1:10.167	75.73	20/05/01
	C	Mike Whatley	1:13.1	72.70	11/10/86
Caterhams	A	Martin Stewart	1:06.96	79.35	25/06/00
	B	Gareth Evans	1:10.95	74.89	25/06/00
	C	James Harvey	1:14.13	71.61	16/08/98
Hot Hatch	A	Simon Hill	1:12.625	73.17	20/05/01
	B	Lee Reynolds	1:14.251	73.17	20/05/01
Stock Hatch		Tony Scarlett	1:17.819	68.29	20/05/01
Locost		Darryl Beckwith	1:17.197	68.84	19/05/01

APPROXIMATE TIMETABLE

SUNDAY 19th May

Practice Sessions	Time
Demon Tweeks/Yokohama/CCC Stock Hatch Championship - session A	9.00
Demon Tweeks/Yokohama/CCC Stock Hatch Championship - session B	9.25
Demon Tweeks/Yokohama/CCC Stock Hatch Championship - session C	9.50
750 Motor Club RGB Series	10.10
750 Motor Club Formula Vee Championship - session A	10.35
750 Motor Club Formula Vee Championship - session B	11.00
750 Motor Club Locost Championship - session A	11.20
750 Motor Club Locost Championship - session B	11.45
Races	
12: 750 Motor Club Kit Car Championship - class B	1.00
13: 750 Motor Club Kit Car Championship - class A	1.25
14: Demon Tweeks/Yokohama/CCC Stock Hatch Championship - Heat 1	1.50
15: 750 Motor Club RGB Series	2.15
16: 750 Motor Club Formula Vee Championship - Heat	2.40
17: Demon Tweeks/Yokohama/CCC Stock Hatch Championship - Heat 2	3.05
18: 750 Motor Club Locost Championship - Heat	3.30
19: 750 Motor Club RGB Series	3.55
20: Demon Tweeks/Yokohama/CCC Stock Hatch Championship - Final	4.20
21: 750 Motor Club Formula Vee Championship - Final	4.45
22: 750 Motor Club Locost Championship - Final	5.10

Races 14/17/20 12 Laps

Demon Tweeks/Yokohama/CCC Stock Hatch Championship

No	DRIVER	CAR DETAILS	CCS	HOMETOWN	CLUB
1 A	Tony Scarlett	Peugeot 106 XSi	1587	Scholes	750
2 B	Andy Burgess	Suzuki Swift GTi	1300	Crawley	750
3 C	Pete Morgan	Fiesta XR2	1600	Wrexham	750
7 A	Glenn Stokes	Peugeot 106	1600	Chafford Hundred	750
8 B	James Warner	Fiesta XR2	1600	Hassocks	750
9 C	Craig Shepherd	Fiesta XR2	1600	Braintree	750
10 A	Paul Tibbs	Fiesta XR2	1600	Spalding	750
11 B	Gordon Macmillan	Peugeot 205 GTi	1580	Longworth	750
12 C	Carl Townend	Peugeot 106 XSi	1580	Ecclesfield	750
15 A	Dave Balding	Fiesta XR2	1600	South Woodham	750
19 B	Matt Lewis	Fiesta XR2	1600	Leatherhead	750
21 C	Trevor Gillmor	Fiesta XR2i	1597	Warrington	750
22 A	Hilary Howlett	Peugeot 106 XSi	1587	Dereham	750
24 B	Simon Hunt	Peugeot 205 GTi	1590	Allestree	750
26 C	Simon Howard	Fiesta XR2	1600	Norwich	750
27 A	Stewart Nind	Peugeot GTi	1600	Sittingbourne	750
29 B	Tim Harradine	Fiesta XR2i	1600	Royston	750
31 C	Trevor Corteil	Fiesta XR2	1600	Hersham	750
32 A	Daniel Adderley	Peugeot 205 GTi	1598	Witney	750
34 B	Chris Ball	Fiesta XR2	1600	Bournemouth	750
35 C	Andrew Thorpe	Fiesta XR2	1600	Ilkley	750
36 A	Michael Coleman	Fiesta XR2	1600	Wisbech	750
38 B	Phillip Becker	Fiesta XR2i	1600	Henlow	750
39 C	Richard Kingsnorth	Peugeot 205 GTi	1600	Colchester	750
40 A	John Waples	Fiesta XR2i	1600	Truro	750
41 B	Andy Elliott	Fiesta XR2i	1600	Balcombe	750
42 C	Daniel Neil	Peugeot 205 GTi	1600	Pitsea	750
43 A	Tim Marshall	Peugeot 205 GTi	1580	Hinckley	750
44 B	Simon Welford	Fiesta XR2i	1600	Esher	750
51 A	Derek Rozier	Fiesta XR2	1600	Bexley	750

The letter following the car numbers indicates which of the 3 practice sessions the cars are in. From the combined practice times the slowest 24 go into Race 14, the next fastest 20 into Race 17, the remainder into Race 20. Races 17 & 20 will be topped-up to a full grid by the highest finishers in the previous races.

Demon Tweeks, Yokohama tyres & Cars & Car Conversions magazine are the main sponsors for the Stock Hatch Championship, which in its 5th year continues to be one of the most popular saloon car championships in the UK. The use of standard engine & gearbox, a 'control' Yokohama A539 tyre and a weight penalty for leading cars ensures close racing at very affordable cost.

Races 14/17/20

12 Laps

Demon Tweeks/Yokohama/CCC Stock Hatch Championship

No		DRIVER	CAR DETAILS	CCS	HOMETOWN	CLUB
55	B	Tony Headland	Fiesta XR2	1600	Norwich	750
56	C	Jim Musker	Fiesta XR2	1600	Dodleston	750
58	A	Martin Boon	Peugeot 205 GTi	1600	Kings Lynn	750
59	B	Spencer Woodhouse	Rover Metro GTi	1400	Thrapston	750
2	A	Cliff Pellin	Fiesta XR2	1600	Canvey Island	750
63	B	Pat Grove	Peugeot 205 GTi	1600	Tewkesbury	750
64	B	Kev Hutton	Fiesta XR2	1600	Woodhall Spa	750
65	C	Terry Roughton	Peugeot 205 GTi	1580	Wisbech	750
67	A	Mark Alden	Fiesta XR2	1600	Manchester	750
71	B	Steve Powlesland	Peugeot 205 GTi	1580	Eastleigh	750
72	C	Simon Harvey	Peugeot 205 GTi	1580	New Haw	750
75	A	Simon Bowyer	Fiesta XR2	1600	Islington	750
77	B	Alastair Boulton	Fiesta XR2	1600	Cheltenham	750
79	C	Gary Parkes	Fiesta XR2	1597	Lincoln	750
80	A	Mark Hammersley	Fiesta XR2	1600	Stafford	750
81	B	Matthew Perks	Fiesta XR2	1600	Chelmsford	750
82	C	Ian Kay	Fiesta XR2	1600	Chelmsford	750
83	A	Aubrey Manning	Fiesta XR2	1600	Kingsthorpe	750
87	B	Andy Bowden	Vauxhall Nova GSi	1600	Slough	750
88	C	James Marshall	Fiesta XR2i	1600	Warwick	750
89	A	Nick Joyce	Fiesta XR2	1600	Wellesbourne	750
90	B	Peter Skinner	Fiesta XR2	1600	Wiggington	750
92	C	Paul McMillan	Citroen Saxo	1600	Wisbech	750
95	A	Phil Smith	Nova GTE	1598	Leicester	750
96	B	Gareth Wright	Peugeot XSi	1600	Wisbech	750
98	C	Ian Oakes	Vauxhall Nova GTE	1600	Bletchley	750
100	A	Wayne Bailey	Peugeot 205 GTi	1600	Iver	750
107	B	Paul Whittle	Fiesta XR2i	1600	York	750
112	A	Marcus Gibson	Fiesta XR2	1600	Redditch	750



Demon Tweeks, Yokohama tyres & Cars & Car Conversions magazine are the main sponsors for the Stock Hatch Championship, which in its 5th year continues to be one of the most popular saloon car championships in the UK. The use of standard engine & gearbox, a 'control' Yokohama A539 tyre and a weight penalty for leading cars ensures close racing at very affordable cost.

Races 15 & 19

12 Laps

750 Motor Club RGB series

NO	CLS	DRIVER	CAR DETAILS	CCS	HOMETOWN	CLUB
4	C	Peter Hurst	Locoblade	918	Beccles	750
5	C	Matthew Rowe	Westfield Megablade	919	Ilminster	750
6	C	Gordon Griffin	Fisher Fury	919	Sanderstead	750
9	A	Jonathan Wright	Westfield Megabusa	1300	Swaffham Bulbeck	750
12	A	Tim Harmer	Genesis Evo	1200	Bradford	750
14	B	Ian Harrison	Tiger B6	900	Sheffield	750
18	C	Graham Hills	Fisher Fury	918	Teddington	750
21	B	George Noble	Sylva Phoenix	999	Shustoke	750
24	C	Martin Brooks	Westfield Megablade	919	Teddington	750
25	A	Scott Nicholson	Fisher Fury Spyder	1137	Sheerness	750
26	B	Alan Bushell	Tiger B6	998	Norwich	750
30	C	Glenn Boyer	Locoblade	919	Westonzoyland	750
32	C	Phil Greenway	Sylva Phoenix	900	Ashton	750
38	C	Steve Kelsey	MK Locost	919	Stourbridge	750
39	C	Andy Lamport	Fisher Fury Spyder	912	Hook	750
40	A	Dave Jones	Tiger B6	1200	Northampton	750
41	C	John Stewart	Stuart Taylor Locoblade	920	Hazlemere	750
45	B	Don Hodgkinson	Sylva Phoenix SPT	999	Whitegate	750
60	A	Andy Sterling	Dax Rush	1300	Brockenhurst	750
63	C	David Adams	Stuart Taylor Locost	900	Saham Toney	750
79	A	Peter Clark	Caterham	1200	Finedon	750

Red Line® Synthetic Oil Corporation is the world leader in lubricant and fuel system chemistry. The only oil company to use 100% poly-ol ester base-stocks to provide unbeatable oil performance and durability, with no compromise. Used in Formula 1, F3000, ChampCars, GTs, NASCAR, Touring Cars, on-road, off-road, 2-wheels, 4 wheels, watercraft, hovercraft and aircraft: the same leading edge technology is available to all Red Line® users. Inventors of unique products such as Water Wetter™, LikeWater™ and ShockProof™ gear oil, Red Line® are dedicated to producing the worlds finest synthetic lubricants and additives. Products designed for performance. Red Line® are pleased to support the new RGB race series, with product prizes for the winners in each class.

First introduced in 2001, the 750 Motor Club series for Roadgoing bike-engined cars (RGB) is for two-seater cars which must be road legal and capable of passing an MOT. Cars may be constructed specifically for the series or may be one of the many motorcycle engined cars currently available from a wide range of kit car manufacturers. The engines must be series-production four-stroke units and may not be modified from standard; they run in three classes; standard Fireblade engined kit cars (class C), up to 135 bhp (class B) and 136 to 180 bhp (class A). The series is supported by FISHER SPORTSCARS.

Races 16/21**12 Laps****750 MC Formula Vee Championship**

NO	DRIVER	CAR DETAILS	CCS	HOMETOWN	CLUB
1	Jeremy Clark	Spyder GAC	1300	Attleborough	750
5	Bill Burnett	Sheane	1300	Fordcombe	750
12	Guy Bellingham	GAC 01	1300	Aylesbury	750
21	Ian Jordan	Sheane 98	1300	Tonbridge	750
23	Adrian Weston	Formula Vee	1300	Loughton	750
26	Peter Andrews	Sheane 2001	1300	Gt Barr	750
28	Patrick Sherrington	Scarab Mk2	1300	Bagshot	750
33	Andy Metcalf	Leastone JH001	1300	Womersley	750
36	Peter Kalpakiotis	Leastone AHS	1300	Morden	750
45	Dan Asprey	Sheane Mark II	1300	Warrington	750
49	Graeme Whiting	Spyder	1300	Thefford	750
59	Bill Stenning	Spyder	1300	West End	750
67	Stuart Feather	Sheane FV90 AJD	1300	Morley	750
69	Rob Komen	Sheane	1300	Maidenhead	750
82	Detlef Brehmer	Leastone 2001	1300	Erbach	750
86	Richard Harris	Sheane AHS 97/02	1300	Halstead	750
91	Paul Nicholls	Leastone 98	1300	Loughborough	750
97	Mark Dunham	Sheane	1300	Ely	750

**The above are in the 1st Vee practice session;
those on the next page are in the 2nd session.**

From the combined times, the slowest 24 go into Race 16, the remainder into Race 21. The grid for Race 21 will be topped-up to 24 by the top finishers in Race 16.


The 750 Motor Club Formula Vee championship is ideal for beginner and 'expert' alike, looking for competitive single seater racing on a low budget. It has been run by the 750 Motor Club since 1980 and is probably the cheapest way to go single seater racing in the UK. Engine, gearbox and much of the suspension and braking system is from the VW 1300 Beetle and this, along with a Dunlop 'control' tyre puts the emphasis on driver ability to win races.

Races 16/21

12 Laps

750 MC Formula Vee Championship

NO	DRIVER	CAR DETAILS	CCS	HOMETOWN	CLUB
2	Trevor Welsh	Leystone 2001	1300	Durham	750
6	Paul Mitson	GAC01	1300	Cookham Dean	750
11	Mike Pascall	GAC 01 Formula Vee	1300	Maidenhead	750
17	Adam Wilkinson	Sheane FV96	1300	Royston	750
24	Alan Robinson	Leystone AHS	1300	Weston Hall	750
27	Nik Baatz	Sheane AHS	1300	High Wycombe	750
29	Simon Livesley	Scarab Mk 4	1300	Richester	750
34	Lee Levett	Sheane	1300	Brentwood	750
40	Charlie Reilly	Sheane	1300	Wickford	750
47	William Redman	Leystone	1300	Holywell Green	750
50	James B Conyers	Conyers V2	1300	Mirfield	750
60	Bob Higgins	Sheane	1300	Arundel	750
65	Mike Fenwick	Leystone JH002	1300	Cleveland	750
68	Steven Ough	Leystone	1300	Bradford	750
77	Jake Oliveira	Sheane Mk I	1300	Brackley	750
90	Ian Buxton	Leystone	1300	Leek	750
94	Aaron Atkins	Sheane	1300	Diss	750



The 750 Motor Club Formula Vee championship is ideal for beginner and 'expert' alike, looking for competitive single seater racing on a low budget. It has been run by the 750 Motor Club since 1980 and is probably the cheapest way to go single seater racing in the UK. Engine, gearbox and much of the suspension and braking system is from the VW 1300 Beetle and this, along with a Dunlop 'control' tyre puts the emphasis on driver ability to win races.

Races 18/22**12 Laps****Locost Championship***Supported by**Stuart Taylor Motorsport*

No	DRIVER	CAR DETAILS	CCS	HOMETOWN	CLUB
1	Darryl Beckwith	Locost	1300	Saunderton	750
5	Malcolm Mitton	Locost	1300	Little Staughton	750
7	Royce Grey	Locost	1300	Alresford	750
11	Ivan Thomas	Locost	1300	Chelmsford	750
16	Niki Baxter	Locost	1300	Belper	750
23	Stephen Lansley	Locost	1300	Chalfont St Peter	750
26	Dominic O'Donnell	Locost	1300	Wirral	750
30	Ian Collins	Locost	1300	Bevere	750
33	Chris James	Locost	1300	Reading	750
36	Danny Cassar	Locost	1300	East Ham	750
39	Colin Beckwith	Locost	1300	High Wycombe	750
43	Erik Fairbairn	Locost	1300	Wickford	750
49	Mark Crankshaw	Locost	1300	Cambridge	750
52	Simon Read	Locost	1300	Ely	750
60	Barney Guest	Locost	1300	Bedford	750
66	Brian Turvey	Locost	1300	Old Harlow	750
69	John Ballentyne	Locost	1300	Colchester	750
72	James Harris	Locost	1300	Howden	750
96	Jon Glover	Locost	1300	Coventry	750

The above are in the 1st Locost practice session;

those on the next page are in the 2nd session.

From the combined times, the slowest 24 go into Race 18, the remainder into Race 22. The grid for Race 22 will be topped-up to 24 by the top finishers in Race 18.

The 750 Motor Club Locost Championship is sponsored in 2002 by Stuart Taylor Motorsport, the most significant parts supplier to the Locost racers. With over 60 cars currently registered, the cars are all built to the same basic design and use a standard Ford 1300 cc x flow engine. Designed to ensure close racing and encourage new drivers into club racing at sensible cost levels the championship has now expanded to a point where 2 grids are necessary at some meetings. Stuart Taylor supply all parts required for a car build along with help and advice to any prospective racers.

Races 18/22


12 Laps

Locost Championship

Supported by

Stuart Taylor Motorsport

No	DRIVER	CAR DETAILS	CCS	HOMETOWN	CLUB
3	Darren Banks	Locost	1300	Honiton	750
6	Tim Gray	Locost	1300	Trowell	750
9	Andrew Crapnell	Locost	1300	Bradford On Avon	750
15	Richard Cartledge	Locost	1300	Bolton	750
18	Philip O'Halloran	Locost	1300	Hersham	750
24	Matt Cherrington	Locost	1300	Melksham	750
27	Alex Hughes	Locost	1300	Hindhead	750
32	Derek Linley	Locost	1300	Huddersfield	750
34	Ian Gibson	Locost	1300	Braintree	750
37	Kevin Lucas	Locost	1300	Ilkeston	750
41	Brett Townsend	Locost	1300	Leamington Spa	750
48	Ian McLaughlin	Locost	1300	Worksop	750
51	Helen Saunders	Locost	1300	Sonning Common	750
54	Ian Gray	Locost	1300	Ilkeston	750
62	Brian Mitcham	Locost	1300	Bury St Edmunds	750
68	Tom Ballentyne	Locost	1300	Colchester	750
70	James Grantham	Locost	1300	Hapton	750
73	Ged Sidnell	Locost	1300	Norwich	750
87	Alan			Yearley	Locost1300Bow
750					



The 750 Motor Club Locost Championship is sponsored in 2002 by Stuart Taylor Motorsport, the most significant parts supplier to the Locost racers. With over 60 cars currently registered, the cars are all built to the same basic design and use a standard Ford 1300 cc x flow engine. Designed to ensure close racing and encourage new drivers into club racing at sensible cost levels the championship has now expanded to a point where 2 grids are necessary at some meetings. Stuart Taylor supply all parts required for a car build along with help and advice to any prospective racers.

CADWELL PARK CIRCUIT

Old Manor House, Louth, Lincolnshire. LN11 9SE.
 Tel: 01507 343248 Fax: 01507 343519
 Central Booking Office: 0990 125 250

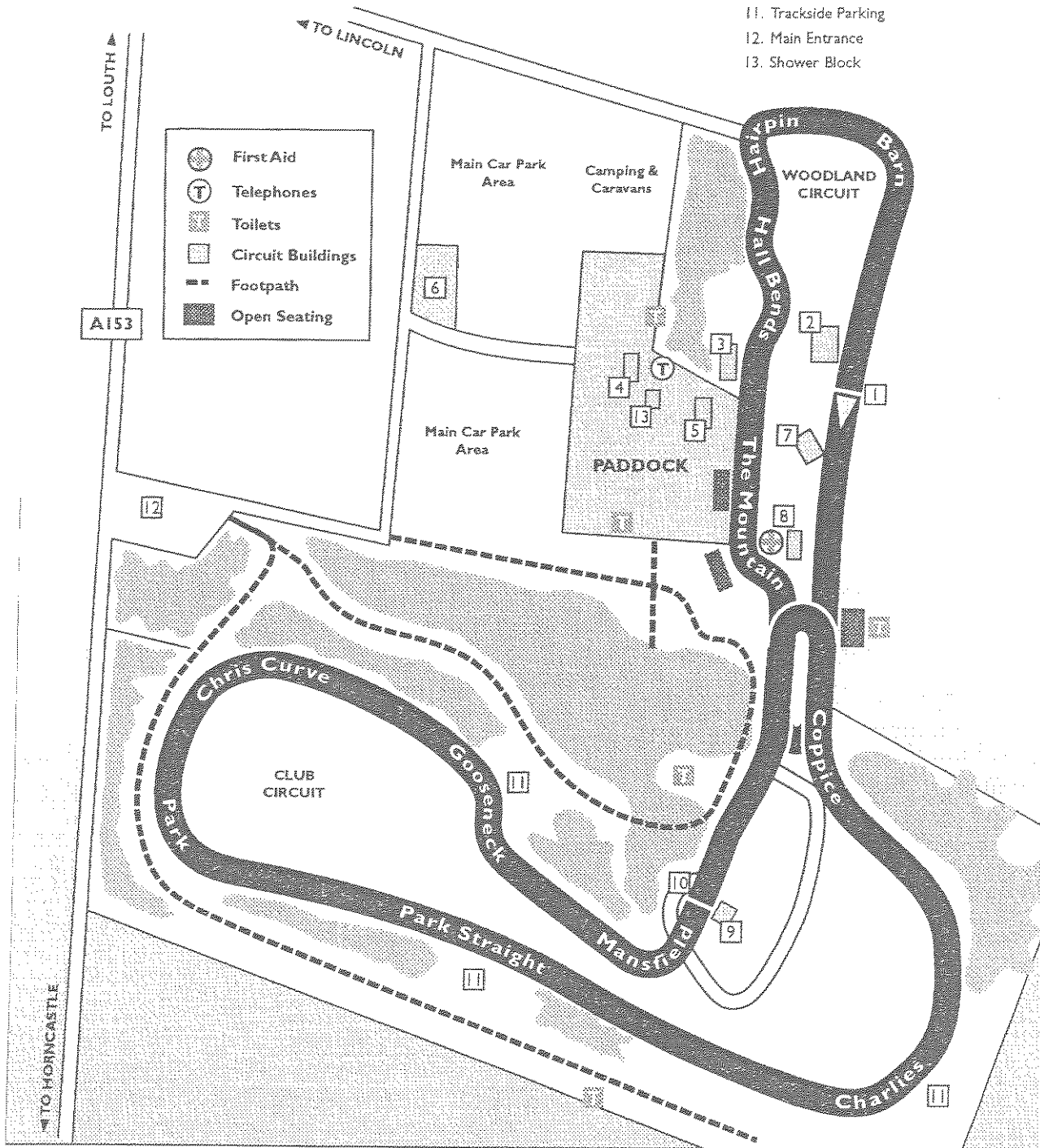
Full Circuit Length: 2.170 miles (3.49 kms)
 Club Circuit Length: 1.476 miles (2.375 kms)
 Woodlands Circuit Length: 0.849 miles (1.366 kms)

OUTRIGHT LAP RECORD:

Enrique Mansilla (F3) 1m 23.4s 93.57 mph 20.6.82

KEY:

1. Start / Finish Line - Full Circuit
2. Circuit Offices / Administration
3. YAMAHA Clubhouse
4. Petrol
5. Scrutineering
6. YAMAHA Bike Park
7. Control Tower
8. Medical Centre
9. Club Circuit timing box
10. Start / Finish Line - Club Circuit
11. Trackside Parking
12. Main Entrance
13. Shower Block



750 Motor Club 7 Series

Provisional Results Race 1 - AMENDED

POS	NO	CL	NAME	NAT	ENTRY	TIME	LAPS	GAP	MPH	BEST
1	99	A	Martin STEWART		Caterham Super 7	22:10.182	20		79.15	1:05.761
2	21	A	Peter RATCLIFF		Caterham 7	22:13.031	20	2.849	78.98	1:05.642
3	44	A	William MITCHAM		Caterham 7	22:29.450	20	19.268	78.02	1:07.030
4	10	A	David LITCHFIELD		Caterham 7	22:35.889	20	25.707	77.65	1:06.964
5	25	A	Peter LAWRENCE		Caterham 7 Superlight	22:59.441	20	49.259	76.32	1:07.949
6	63	A	Andy TOONE		Caterham 7	23:00.637	20	50.455	76.25	1:07.522
7	3	B	Tim LAMB		Caterham 7	23:15.101	19	1 LAP	71.65	1:12.134
8	41	B	Ken PENDLEBURY		Caterham 7	23:15.413	19	1 LAP	71.64	1:12.173
9	30	A	Simon HUBNER		Caterham 7	23:21.834	19	1 LAP	71.31	1:11.684
10	32	C	Terry CLARK		Caterham 7	23:24.377	19	1 LAP	71.18	1:12.019
11	48	B	Gerald SIMPSON		Caterham 7 Supersprint	22:12.792	18	2 LAPS	71.02	1:12.496
12	77	C	Steve HINDLE		Caterham 7 Academy	22:46.312	18	2 LAPS	69.27	1:14.919
NOT CLASSIFIED										
96	A	Bob MARSHALL		Caterham 7	14:38.956	13	D.N.F.	77.46	1:06.471	
FASTEST LAP										
21	A	Peter RATCLIFF		Caterham 7	1:05.642	8	80.95mph	130.28kph		
32	C	Terry CLARK		Caterham 7	1:12.019	16	73.78mph	118.74kph		
3	B	Tim LAMB		Caterham 7	1:12.134	2	73.66mph	118.55kph		

CLASS A LAP RECORD

No 4 excluded: 0.3.1.2: Championship eligibility. Weather/Track: Cloudy/Dry
MST sports timing

Non-starters: 5, 55 & 68

Cadwell Park
Circuit Length = 1.4761 miles.
Start: 12:52

Clerk of Course

[Signature]
15.30

Stewards:

Timekeeper:

[Signature]

KELSport/Club Lotus Roadsports

Provisional Results Race 2

POS	NO	CL	NAME	NAT	ENTRY	TIME	LAPS	GAP	MPH	BEST
1	29	A	Keith AHLERS		Morgan +8	13:51.705	12		75.47	1:08.562
2	2	A	Mal DAVISON		Porsche 996	14:00.932	12	9.227	74.64	1:09.165
3	5	A	Pat THOMAS		Lotus Exige	14:30.071	12	38.366	72.14	1:12.271
4	4	B	Stephen OLIVER		Lotus Elise	14:31.340	12	39.635	72.04	1:11.778
5	28	A	John DENCH		Porsche 911	14:45.381	12	53.676	70.90	1:12.981
6	88	A	Chris WILLIAMS		Morgan +8	14:45.633	12	53.928	70.88	1:11.581
7	37	B	Paul KEEVILL		Lotus Elan	15:01.123	12	1:09.418	69.66	1:12.743
8	99	B	Alec LIVESLEY		Jensen Healey	15:02.698	12	1:10.993	69.54	1:13.974
9	47	A	Wayne JACKSON		Porsche 968	15:34.791	12	1:43.086	67.15	1:14.751
10	46	A	Mark DONALD		Lotus Exige	13:53.352	11	1 LAP	68.95	1:14.037
11	42	C	Paul MORGAN		Ginetta G15	14:07.540	11	1 LAP	67.79	1:15.437
12	26	A	John CHATLEY		TVR Griffith	14:13.961	11	1 LAP	67.28	1:15.921
13	9	A	Chris VAREY		Porsche 968CS Turbo	14:14.396	11	1 LAP	67.25	1:15.784
14	33	C	Rob MOODY		Turner MkII	14:18.260	11	1 LAP	66.94	1:15.994
15	3	C	Howard JONES		Ginetta G4	14:19.315	11	1 LAP	66.86	1:16.299
16	77	B	David HOYLE		Renault Spyder	14:30.761	11	1 LAP	65.98	1:16.471
17	43	C	Bennet LONGMAN		MG Midget	14:36.091	11	1 LAP	65.58	1:18.077
18	12	C	Pete RICHARDS		Clan Crusader	14:38.309	11	1 LAP	65.42	1:17.242
19	15	C	Steve JAY		Clan Crusader	14:44.901	11	1 LAP	64.93	1:18.689
20	69	C	Dean STANTON		MG Midget	14:02.049	10	2 LAPS	61.92	1:21.084
21	19	C	John MORGAN		Ginetta G15	14:24.118	10	2 LAPS	60.34	1:22.013

NOT CLASSIFIED

7	B	Robbie WATTS	Renault Spider	0	D.N.F.	N/A
---	---	--------------	----------------	---	--------	-----

FASTEST LAP

29	A	Keith AHLERS	Morgan +8	1:08.562	3	77.50mph	124.73kph
4	B	Stephen OLIVER	Lotus Elise	1:11.778	12	74.03mph	119.14kph
42	C	Paul MORGAN	Ginetta G15	1:15.437	10	70.44mph	113.36kph

CLASS A LAP RECORD
Weather/Track: Cloudy/Dry

Clerk of Course

www.mstworld.com

MST sports timing

Stewards:

Cadwell Park
Circuit Length = 1.4761 miles.
Start: 13:20

Timekeeper:

Issued - 13:36 Saturday, 18 May 2002

750 Motor Club 750 Trophy

Provosional Results Race 3

POS	NO	CL	NAME	NAT	ENTRY	TIME	LAPS	GAP	MPH	BEST
1	2	C	Roger WINDLEY		Genie	11:04.276	8		62.50	1:22.554
2	1	C	Don RAWSON		Rawson Special	11:04.426	8	0.150	62.48	1:21.607
3	68	C	Pete BIRCH		JGS III	11:39.287	8	35.011	59.37	1:26.946
4	33	D	Kerry HORAN		Vincent Trenberth	11:42.907	8	38.631	59.06	1:27.309
5	21	C	David BRAND		Reliant RRK	11:16.222	7	1 LAP	53.53	1:36.063
6	32	C	David WHETTON		Warren	11:46.393	7	1 LAP	51.25	1:37.403
7	14	B	Mike GILBERT		Austin 7 Special	12:15.377	7	1 LAP	49.23	1:44.167
8	26	B	Michael WHITBY		Austin 7 Special	11:32.695	6	2 LAPS	44.59	1:54.778

NOT CLASSIFIED

10	B	Nick HAYWARD-COOK		A7 Monoposto	4:23.475	2	D.N.F.	36.56	2:43.209
----	---	-------------------	--	--------------	----------	---	--------	-------	----------

FASTEST LAP

1	C	Don RAWSON		Rawson Special	1:21.607	7	65.11mph	104.79kph
33	D	Kerry HORAN		Vincent Trenberth	1:27.309	6	60.86mph	97.95kph
14	B	Mike GILBERT		Austin 7 Special	1:44.167	7	51.01mph	82.09kph

Weather/Track: Cloudy/Dry

Clerk of Course:

[Signature] 14:03

MST sports timing

Stewards:

Cadwell Park
Circuit Length = 1.4761 miles.
Start: 13:42

Timekeeper:

[Signature]

750 Motor Club Formula 4 Provisional Results Race 4

POS	NO	CL	NAME	NAT	ENTRY	TIME	LAPS	GAP	MPH	BEST
1	14	A	Damon BLAND		Van Diemen RF86	16:06.950	15		81.40	1:02.817
2	10	A	John WOODWARD		Delta	16:34.250	15	27.300	79.17	1:04.479
3	33	B	Stephen WARD		Van Diemen	16:43.854	15	36.904	78.41	1:05.779
4	26	D	Barry POMFRET		Van Diemen RF98	16:47.363	15	40.413	78.14	1:06.274
5	32	B	Garry CLEAVER		Reynard	16:54.004	15	47.054	77.62	1:05.708
6	22	D	Kevin GILLESPIE		Van Diemen 97	17:03.355	15	56.405	76.91	1:04.904
7	11	A	Chris KITE		Dallara 394	17:09.943	15	1:02.993	76.42	1:03.674
8	7	D	David BLYTH		Van Diemen RF97	17:11.557	15	1:04.607	76.30	1:07.561
9	6	A	David LONGSTAFF		Ray 89F	16:11.270	14	1 LAP	75.57	1:06.600
10	38	D	Philip SANTER		Van Diemen RF95	16:11.860	14	1 LAP	75.52	1:07.104
11	80	A	Peter MONK		Lotus FVL	16:40.222	14	1 LAP	73.38	1:08.757
12	44	A	Clive YORATH		Magnum	16:55.339	14	1 LAP	72.29	1:09.781
NOT CLASSIFIED										
3	A	Erwin SMIECH		Reynard SF86	13:57.149	13	D.N.F.	81.33	1:03.236	
99	A	Charles ADRIAN		Van Diemen FR93	12:15.657	11	D.N.F.	78.10	1:04.488	
91	A	David HEALEY		Delta T92	8:02.168	7	D.N.F.	75.08	1:06.899	
FASTEST LAP										
14	A	Damon BLAND		Van Diemen RF86	1:02.817	11	84.59mph	136.14kph		
22	D	Kevin GILLESPIE		Van Diemen 97	1:04.904	7	81.87mph	131.76kph		
32	B	Garry CLEAVER		Reynard	1:05.708	14	80.87mph	130.15kph		

Weather/Track: Cloudy/Dry

Clerk of Course:

[Signature]
15.10

MST sports timing

Stewards:

Timekeeper:

Cadwell Park
Circuit Length = 1.4761 miles.
Start: 14:03

Issued - 14:21 Saturday, 18 May 2002

750 Motor Club 7 Series Provisional Results Race 5

POS	NO	CL	NAME	NAT	ENTRY	TIME	LAPS	GAP	MPH	BEST
1	99	A	Martin STEWART		Caterham Super 7	16:28.267	15		79.65	1:05.578
2	21	A	Peter RATCLIFF		Caterham 7	16:30.026	15	1.759	79.50	1:05.586
3	44	A	William MITCHAM		Caterham 7	16:48.924	15	20.657	78.01	1:06.478
4	10	A	David LITCHFIELD		Caterham 7	16:53.693	15	25.426	77.65	1:07.348
5	4	A	Keith DUNN		Caterham 7 Superlight	16:53.893	15	25.626	77.63	1:06.487
6	96	A	Bob MARSHALL		Caterham 7	16:54.896	15	26.629	77.56	1:06.830
7	63	A	Andy TOONE		Caterham 7	17:08.098	15	39.831	76.56	1:08.035
8	25	A	Peter LAWRENCE		Caterham 7 Superlight	17:08.995	15	40.728	76.49	1:07.898
9	3	B	Tim LAMB		Caterham 7	16:55.822	14	1 LAP	72.25	1:11.326
10	32	C	Terry CLARK		Caterham 7	16:57.257	14	1 LAP	72.15	1:11.629
11	30	A	Simon HUBNER		Caterham 7	17:38.343	14	1 LAP	69.35	1:14.657
12	77	C	Steve HINDLE		Caterham 7 Academy	17:39.254	14	1 LAP	69.29	1:14.468

FASTEST LAP

99	A	Martin STEWART	Caterham Super 7	1:05.578	11	81.03mph	130.40kph
3	B	Tim LAMB	Caterham 7	1:11.326	12	74.50mph	119.90kph
32	C	Terry CLARK	Caterham 7	1:11.629	11	74.18mph	119.39kph

Original race stopped after leader had completed 4 laps. No 41 & 48 did not restart.
CLASS A LAP RECORD.

Weather/Track: Cloudy/Dry
MST sports timing

Cadwell Park
Circuit Length = 1.4761 miles.
Start 14:34/15:04

Clerk of Course

Stewards:

Timekeeper:

Demon Tweeks/Yokohama/CCC Hot Hatch

Provisional Results Race 6

POS	NO	CL	NAME	NAT	ENTRY	TIME	LAPS	GAP	MPH	BEST
1	50	A	John HAMMERSLEY		Peugeot 205 GTi	18:44.034	15		70.02	1:13.090
2	1	A	Mark CUNNINGHAM		Ford Fiesta	18:46.257	15	2.223	69.89	1:13.283
3	51	A	Simon HILL		Peugeot 205 GTi	18:51.493	15	7.459	69.56	1:13.235
4	43	A	Martin RUTHERFORD		Ford Fiesta XR2	18:52.953	15	8.919	69.47	1:13.358
5	10	B	Lee REYNOLDS		Citroen AX GTi	18:53.627	15	9.593	69.43	1:13.800
6	9	A	Martyn CULLEY		Ford Fiesta XR2	18:54.588	15	10.554	69.37	1:13.726
7	55	A	Steve HORNER		Ford Fiesta RS 1800	19:13.343	15	29.309	68.25	1:15.177
8	15	A	Barrie CULLEY		Ford Fiesta XR2	19:14.868	15	30.834	68.16	1:14.330
9	31	A	Lewis WILLIAMS		Ford Fiesta XR2	19:17.448	15	33.414	68.00	1:15.375
10	13	A	Adrian LOWES		Ford Escort 1600S	19:18.431	15	34.397	67.95	1:14.163
11	38	A	Graham PALMER		Peugeot 205 GTi	19:44.782	15	1:00.748	66.43	1:16.817
12	69	A	Martin LEWIS		Ford Fiesta XR2	19:50.867	14	1 LAP	61.63	1:22.994
13	35	B	Keith PIPER		Vauxhall Corsa SRI	19:56.149	14	1 LAP	61.36	1:22.114

NOT CLASSIFIED

29	A	Craig DAWSON		Ford Fiesta XR2	9:03.863	7	D.N.F.	66.56	1:16.062
97	B	Andy McLENNAN		Suzuki Swift	7:38.691	6	D.N.F.	67.34	1:14.707
84	B	Mark BUSH		Rover Metro GTi	7:39.553	6	D.N.F.	67.21	1:14.185
17	A	Andrew DUNLOP		Vauxhall Astra GTE	5:24.347	4	D.N.F.	62.47	1:20.858

FASTEST LAP

50	A	John HAMMERSLEY		Peugeot 205 GTi	1:13.090	3	72.70mph	117.00kph
10	B	Lee REYNOLDS		Citroen AX GTi	1:13.800	3	72.00mph	115.88kph

CLASS B LAP RECORD

Weather/Track: Cloudy then raining/Dry then wet

MST sports timing

Cadwell Park
Circuit Length = 1.4761 miles.
Start: 15:26

Clerk of Course

Stewards:

Timekeeper:

KELSport/Club Lotus Roadsports

Provisional Results Race 7

POS	NO	CL	NAME	NAT	ENTRY	TIME	LAPS	GAP	MPH	BEST
1	29	A	Keith AHLERS		Morgan +8	16:12.582	12		64.54	1:19.406
2	2	A	Mal DAVISON		Porsche 911	16:20.336	12	7.754	64.03	1:20.626
3	4	B	Stephen OLIVER		Lotus Elise	17:01.761	12	49.179	61.43	1:23.390
4	5	A	Pat THOMAS		Lotus Exige	17:02.609	12	50.027	61.38	1:22.838
5	37	B	Paul KEEVILL		Lotus Elan	17:03.090	12	50.508	61.35	1:23.290
6	12	C	Pete RICHARDS		Clan Crusader	17:23.978	12	1:11.396	60.12	1:24.323
7	33	C	Rob MOODY		Turner MkII	17:26.630	12	1:14.048	59.97	1:23.812
8	42	C	Paul MORGAN		Ginetta G15	17:26.979	12	1:14.397	59.95	1:23.802
9	46	A	Mark DONALD		Lotus Exige	16:14.350	11	1 LAP	58.97	1:25.533
10	88	A	Chris WILLIAMS		Morgan +8	16:28.668	11	1 LAP	58.11	1:24.361
11	7	B	Robbie WATTS		Renault Spider	16:30.025	11	1 LAP	58.03	1:25.675
12	9	A	Chris VAREY		Porsche 968CS Turbo	16:33.965	11	1 LAP	57.80	1:27.531
13	3	C	Howard JONES		Ginetta G4	16:51.329	11	1 LAP	56.81	1:27.934
14	43	C	Bennet LONGMAN		MG Midget	16:54.682	11	1 LAP	56.62	1:27.939
15	26	A	John CHATLEY		TVR Griffith	16:59.886	11	1 LAP	56.33	1:29.844
16	15	C	Steve JAY		Clan Crusader	17:03.030	11	1 LAP	56.16	1:30.408
17	77	B	David HOYLE		Renault Spyder	17:30.357	11	1 LAP	54.70	1:30.342

NOT CLASSIFIED

19	C	John MORGAN	Ginetta G15	12:57.247	8	D.N.F.	53.41	1:32.462
47	A	Wayne JACKSON	Porsche 968	9:58.760	7	D.N.F.	60.46	1:23.112
69	C	Dean STANTON	MG Midget	11:58.044	7	D.N.F.	50.42	1:37.726
28	A	John DENCH	Porsche 911	8:27.197	5	D.N.F.	50.42	1:26.320

FASTEST LAP

29	A	Keith AHLERS	Morgan +8	1:19.406	9	66.92mph	107.69kph
37	B	Paul KEEVILL	Lotus Elan	1:23.290	9	63.80mph	102.67kph
42	C	Paul MORGAN	Ginetta G15	1:23.802	11	63.41mph	102.05kph

Non-starters: 99
Weather/Track: Raining/Wet

Clerk of Course

www.mstworld.com

MST sports timing

Stewards:

Timekeeper:

Cadwell Park
Circuit Length = 1.4761 miles.
Start: 15:57

Issued - 16:14 Saturday, 18 May 2002

750 Motor Club Kit Cars - Class B
Provisional Results Race 8

POS	NO	CL	NAME	NAT	ENTRY	TIME	LAPS	GAP	MPH	BEST
1	38	B	Steve TAYLOR		Sylva Phoenix	15:38.741	12		66.87	1:17.459
2	53	B	Andy HILEY		Locost	15:39.411	12	0.670	66.82	1:16.952
3	41	B	Steve OWEN		Sylva Clubman	15:43.499	12	4.758	66.53	1:17.211
4	62	B	Clive HUDSON		Sylva Phoenix	15:57.604	12	18.863	65.55	1:16.830
5	4	B	Simon CHILDS		Sylva Phoenix	15:58.289	12	19.548	65.50	1:17.051
6	65	B	Richard CLOUGH		Sylva Stryker	16:01.723	12	22.982	65.27	1:18.068
7	55	B	Andrew WARD		Sylva Striker	16:09.520	12	30.779	64.74	1:18.533
8	6	B	Andrew OWEN		Sylva Phoenix	16:30.957	12	52.216	63.34	1:19.135
9	25	B	Jonathan BARNETT		Sylva Phoenix	16:31.958	12	53.217	63.28	1:19.555
10	21	B	Nigel BROWN		Sylva Phoenix	16:49.501	12	1:10.760	62.18	1:21.919
11	45	B	Brian DEAN		Sylva Striker Mk2	16:50.071	12	1:11.330	62.14	1:21.542
12	88	B	Bryan HEALEY		Sylva Striker	16:50.422	12	1:11.681	62.12	1:22.395
13	44	B	Richard JOHNSTON		Sylva Phoenix	15:41.890	11	1 LAP	61.00	1:23.508
14	90	B	Tony SOUTHGATE		Sylva Phoenix	15:44.169	11	1 LAP	60.85	1:22.646
15	71	B	Matt JONES		Westfield SE	15:47.079	11	1 LAP	60.67	1:21.121
16	20	B	Robert PUTNAM		Procomp LA Gold	15:50.898	11	1 LAP	60.42	1:23.416
17	46	B	Sheridan BELL		Procomp LA Gold	15:54.117	11	1 LAP	60.22	1:21.773
18	15	B	Keith SMALLWOOD		Sylva Striker IRS	16:51.776	11	1 LAP	56.79	1:27.622

FASTEST LAP

62 B Clive HUDSON Sylva Phoenix 1:16.830 12 69.16mph 111.31kph

Non-starter: 18
 Weather/Track: Cloudy/Wet

Cadwell Park
 Circuit Length = 1.4761 miles.
 Start: 16:22

MST sports timing

Clerk of Course:

Stewards:

Timekeeper:

750 Motor Club 750 Trophy Provisional Results Race 9

POS	NO	CL	NAME	NAT	ENTRY	TIME	LAPS	GAP	MPH	BEST
1	1	C	Don RAWSON		Rawson Special	12:04.744	8		57.28	1:29.633
2	33	D	Kerry HORAN		Vincent Trenberth	12:06.976	8	2.232	57.11	1:28.307
3	68	C	Pete BIRCH		JGS III	12:07.401	8	2.657	57.07	1:29.244
4	2	C	Roger WINDLEY		Genie	13:17.637	8	1:12.893	52.05	1:34.988
5	21	C	David BRAND		Reliant RRK	13:19.294	8	1:14.550	51.94	1:36.948
6	10	B	Nick HAYWARD-COOK		A7 Monoposto	13:46.670	8	1:41.926	50.22	1:40.359
7	32	C	David WHETTON		Warren	14:02.233	8	1:57.489	49.29	1:41.982
8	14	B	Mike GILBERT		Austin 7 Special	12:05.442	7	1 LAP	49.90	1:41.964
9	26	B	Michael WHITBY		Austin 7 Special	14:00.882	7	1 LAP	43.05	1:57.944

FASTEST LAP								
33	D	Kerry HORAN		Vincent Trenberth	1:28.307	7	60.17mph	96.84kph
68	C	Pete BIRCH		JGS III	1:29.244	6	59.54mph	95.82kph
10	B	Nick HAYWARD-COOK		A7 Monoposto	1:40.359	6	52.95mph	85.21kph

Weather/Track: Cloudy/Wet

Clerk of Course:

www.mstworld.com

MST sports timing

Stewards:

Timekeeper:

Cadwell Park
Circuit Length = 1.4761 miles.
Start: 16:49

Issued - 17.03 Saturday, 18 May 2002

750 Motor Club 750 Formula Provisional Results Race 10

POS	NO	CL	NAME	NAT	ENTRY	TIME	LAPS	GAP	MPH	BEST
1	7		Chris GOUGH		CGR1	14:49.440	12		70.57	1:12.966
2	2		Bob SIMPSON		SS Reliant	14:52.091	12	2.651	70.36	1:13.004
3	4		Antony RAINE		Centaur Mk16	14:54.403	12	4.963	70.18	1:13.253
4	3		Mick HARRIS		Darvi 877	14:55.341	12	5.901	70.11	1:12.496
5	77		Nige COWLEY		Cowley MkIV	15:15.873	12	26.433	68.54	1:14.752
6	8	B	Andrew LAKE		Darvi Mk5B	15:37.412	12	47.972	66.96	1:17.171
7	43		Dick HARVEY		Darvi - 91D	15:41.345	12	51.905	66.68	1:17.271
8	27	B	Sue BUXTON		Darvi Mk5/97	15:44.868	12	55.428	66.43	1:16.480
9	66	B	William JOHNSTON		Centaur Mk16	16:02.473	12	1:13.033	65.22	1:17.634
10	40	B	Bill RUTTER		Centaur Mk16	14:58.479	11	1 LAP	63.95	1:18.533

NOT CLASSIFIED

19			Dave ROBSON		SDAR/83	14:03.077	11	D.N.F.	68.15	1:14.474
10			Rodney HILL		Mystic T4/21	11:04.884	8	D.N.F.	62.44	1:19.587
5			Pete KNIPE		DNC F750	6:23.558	5	D.N.F.	66.68	1:15.283
1			Peter BOVE		Darvi 88/P	3:46.191	3	D.N.F.	66.08	1:14.965

FASTEST LAP

3			Mick HARRIS		Darvi 877	1:12.496	7	73.30mph	117.96kph	
27	B		Sue BUXTON		Darvi Mk5/97	1:16.480	12	69.48mph	111.82kph	

Weather/Track: Cloudy/Damp

MST sports timing

Cadwell Park
Circuit Length = 1.4761 miles.
Start: 17:13

Clerk of Course:

Stewards:

Timekeeper:

750 Motor Club Kit Cars - Class A
Provisional Results Race 11

POS	NO	CL	NAME	NAT	ENTRY	TIME	LAPS	GAP	MPH	BEST
1	51	A	Tony ABSOLOM		Sylva Striker	14:25.605	12		72.52	1:10.480
2	75	A	Matthew LEWIS		Eldon Roadster	14:34.243	12	8.638	71.80	1:10.694
3	13	A	Graham DASH		Sylva Striker	14:47.145	12	21.540	70.75	1:12.071
4	82	A	Chris BROWN		Sylva Striker	14:54.918	12	29.313	70.14	1:12.824
5	89	A	Mark MATTHEWS		Marlin Sportster	14:55.327	12	29.722	70.11	1:12.539
6	10	A	Clive TURNER		Autotune Gemini	15:05.971	12	40.366	69.28	1:14.154
7	69	A	Nick CRADDOCK		Sylva Phoenix	15:34.788	12	1:09.183	67.15	1:16.176
8	40	A	Mark ALLCOCK		Dutton Melos	14:28.809	11	1 LAP	66.13	1:16.311
9	73	A	David SMITH		Sylva Phoenix	15:12.338	11	1 LAP	62.98	1:19.371
10	84	A	Wicher KIST		Westfield SEW	15:36.431	11	1 LAP	61.36	1:14.201
NOT CLASSIFIED										
37	A	David ROBINSON		Sylva Striker	8:20.751	7	D.N.F.	72.29	1:10.348	
57	A	Ken MARSH		Fisher Fury	6:20.725	5	D.N.F.	67.17	1:14.854	
FASTEST LAP										
37	A	David ROBINSON		Sylva Striker	1:10.348	6	75.53mph	121.56kph		

Weather/Track: Cloudy/Damp

Clerk of Course:



www.mstworld.com

MST sports timing

Stewards:



Cadwell Park
 Circuit Length = 1.4761 miles.
 Start: 17:45

Timekeeper:



Issued - 18:00 Saturday, 18 May 2002

750 Motor Club Kit Cars - Class B

Provisional Results Race 12

POS	NO	CL	NAME	NAT	ENTRY	TIME	LAPS	GAP	MPH	BEST
1	38	B	Steve TAYLOR		Sylva Phoenix	13:49.940	12		75.63	1:08.941
2	53	B	Andy HILEY		Locost	13:50.559	12	0.619	75.58	1:08.893
3	62	B	Clive HUDSON		Sylva Phoenix	14:03.359	12	13.419	74.43	1:10.050
4	6	B	Andrew OWEN		Sylva Phoenix	14:08.204	12	18.264	74.00	1:09.783
5	4	B	Simon CHILDS		Sylva Phoenix	14:08.340	12	18.400	73.99	1:10.025
6	41	B	Steve OWEN		Sylva Clubman	14:10.041	12	20.101	73.84	1:09.970
7	65	B	Richard CLOUGH		Sylva Stryker	14:19.148	12	29.208	73.06	1:10.809
8	55	B	Andrew WARD		Sylva Striker	14:19.569	12	29.629	73.02	1:10.663
9	45	B	Brian DEAN		Sylva Striker Mk2	14:19.812	12	29.872	73.00	1:11.034
10	88	B	Bryan HEALEY		Sylva Striker	14:40.913	12	50.973	71.26	1:12.495
11	44	B	Richard JOHNSTON		Sylva Phoenix	14:43.031	12	53.091	71.08	1:12.081
12	25	B	Jonathan BARNETT		Sylva Phoenix	14:43.886	12	53.946	71.02	1:12.488
13	90	B	Tony SOUTHGATE		Sylva Phoenix	14:45.208	12	55.268	70.91	1:12.548
14	21	B	Nigel BROWN		Sylva Phoenix	14:47.468	12	57.528	70.73	1:13.010
15	20	B	Robert PUTNAM		Procomp LA Gold	14:50.024	12	1:00.084	70.53	1:12.708
16	46	B	Sheridan BELL		Procomp LA Gold	13:53.771	11	1 LAP	68.91	1:13.682
17	18	B	Mark ARDERN		Sylva Phoenix	14:00.139	11	1 LAP	68.39	1:11.857
18	15	B	Keith SMALLWOOD		Sylva Striker IRS	13:55.237	10	2 LAPS	62.43	1:21.965

NOT CLASSIFIED

71	B	Matt JONES	Westfield SE	3:42.681	3	D.N.F.	67.12	1:13.412
----	---	------------	--------------	----------	---	--------	-------	----------

FASTEST LAP

53	B	Andy HILEY	Locost	1:08.893	4	77.13mph	124.13kph
----	---	------------	--------	----------	---	----------	-----------

NEW LAP RECORD
Weather/Track: Sunny/Dry

Cadwell Park
Circuit Length = 1.4761 miles.
Start: 12:43

MST sports timing

Clerk of Course

Stewards:

Timekeeper:

750 Motor Club Kit Cars - Class A

Provisional Results Race 13

POS	NO	CL	NAME	NAT	ENTRY	TIME	LAPS	GAP	MPH	BEST
1	75	A	Matthew LEWIS		Eldon Roadster	14:09.428	12		73.90	1:10.174
2	37	A	David ROBINSON		Sylva Striker	14:10.352	12	0.924	73.82	1:09.169
3	51	A	Tony ABSOLOM		Sylva Striker	14:31.148	12	21.720	72.05	1:11.380
4	82	A	Chris BROWN		Sylva Striker	14:32.777	12	23.349	71.92	1:12.309
5	69	A	Nick CRADDOCK		Sylva Phoenix	14:53.795	12	44.367	70.23	1:12.413
6	40	A	Mark ALLCOCK		Dutton Melos	15:26.660	12	1:17.232	67.74	1:15.675
7	73	A	David SMITH		Sylva Phoenix	14:39.115	11	1 LAP	65.36	1:18.676
NOT CLASSIFIED										
13	A	Graham DASH		Sylva Striker	9:48.415	8	D.N.F.	70.55	1:12.236	
89	A	Mark MATTHEWS		Marlin Sportster		0	D.N.F.	N/A		
10	A	Clive TURNER		Autotune Gemini		0	D.N.F.	N/A		
FASTEST LAP										
37	A	David ROBINSON		Sylva Striker	1:09.169	7	76.82mph	123.63kph		

Non-starters: 57 & 84
Weather/Track: Sunny/Dry

Cadwell Park
Circuit Length = 1.4761 miles.
Start: 13:02

MST sports timing

Clerk of Course:

Stewards:

Timekeeper:

www.mstworld.com

13.30

Issued - 13:19 Sunday, 19 May 2002

Demon Tweeks/Yokohama/CCC Stock Hatch

Provosional Results Race 14

POS	NO	CL	NAME	NAT	ENTRY	TIME	LAPS	GAP	MPH	BEST
1	80		Mark HAMMERSLEY		Ford Fiesta XR2	16:16.101	12		64.31	1:20.638
2	77		Alastair BOULTON		Ford Fiesta XR2	16:16.428	12	0.327	64.28	1:19.939
3	89		Nick JOYCE		Ford Fiesta XR2	16:19.359	12	3.258	64.09	1:20.870
4	31		Trevor CORTEIL		Ford Fiesta XR2	16:19.582	12	3.481	64.08	1:20.929
5	21		Trevor GILLMOR		Ford Fiesta XR2i	16:20.530	12	4.429	64.02	1:20.472
6	98		Ian OAKES		Vauxhall Nova GTE	16:26.170	12	10.069	63.65	1:21.209
7	88		James MARSHALL		Ford Fiesta XR2i	16:27.452	12	11.351	63.57	1:21.073
8	29		Tim HARRADINE		Ford Fiesta XR2i	16:28.059	12	11.958	63.53	1:21.275
9	112		Marcus GIBSON		Ford Fiesta XR2	16:30.209	12	14.108	63.39	1:21.326
10	90		Peter SKINNER		Ford Fiesta XR2	16:31.666	12	15.565	63.30	1:21.193
11	26		Simon HOWARD		Ford Fiesta XR2	16:38.610	12	22.509	62.86	1:21.909
12	64		Kev HUTTON		Ford Fiesta XR2	16:39.424	12	23.323	62.81	1:21.781
13	83		Aubrey MANNING		Ford Fiesta XR2	16:41.153	12	25.052	62.70	1:21.880
14	55		Tony HEADLAND		Ford Fiesta XR2	16:42.586	12	26.485	62.61	1:21.270
15	95		Phil SMITH		Vauxhall Nova GTE	16:43.024	12	26.923	62.58	1:21.885
16	36		Michael COLEMAN		Ford Fiesta XR2	16:44.321	12	28.220	62.50	1:21.214
17	44		Simon WELFORD		Ford Fiesta XR2i	16:52.225	12	36.124	62.01	1:22.892
18	107		Paul WHITTLE		Ford Fiesta XR2i	16:47.389	11	1 LAP	57.03	1:29.616

NOT CLASSIFIED

72	Simon HARVEY	Peugeot 205 GTi	13:41.251	10	D.N.F.	63.49	1:20.955
59	Spencer WOODHOUSE	Rover Metro GTi	1:26.072	1	D.N.F.	50.19	
79	Gary PARKES	Ford Fiesta XR2	1:34.304	1	D.N.F.	45.80	

FASTEST LAP

77	Alastair BOULTON	Ford Fiesta XR2	1:19.939	11	66.47mph	106.98kph	
----	------------------	-----------------	----------	----	----------	-----------	--

NEW STARTERS 39 35 75

Weather/Track: Sunny/Dry

MST sports timing

Cadwell Park
Circuit Length = 1.4761 miles.
Start: 13:23

Clerk of Course:

Stewards:

Timekeeper:

www.mstworld.com

14.05

Issued - 13:41 Sunday, 19 May 2002

750 Motor Club RGB Series

Provisional Results Race 15

POS	NO	CL	NAME	NAT	ENTRY	TIME	LAPS	GAP	MPH	BEST
1	12	A	Tim HARMER		Genesis Evo	10:26.463	9		74.75	1:07.167
2	24	C	Martin BROOKS		Westfield Megablade	10:32.458	9	5.995	74.04	1:08.216
3	60	A	Andy STERLING		Dax Rush	10:32.716	9	6.253	74.01	1:06.836
4	38	C	Steve KELSEY		MK Locost	10:34.833	9	8.370	73.77	1:08.845
5	5	C	Matthew ROWE		Westfield Megablade	10:35.361	9	8.898	73.70	1:08.875
6	9	A	Jonathan WRIGHT		Westfield Megabusa	10:46.012	9	19.549	72.49	1:09.114
7	6	C	Gordon GRIFFIN		Fisher Fury	10:46.679	9	20.216	72.41	1:08.504
8	39	C	Andy LAMPORT		Fisher Fury Spyder	10:47.135	9	20.672	72.36	1:09.135
9	25	A	Scott NICHOLSON		Fisher Fury Spyder	10:48.241	9	21.778	72.24	1:08.984
10	4	C	Peter HURST		Locoblade	11:09.797	9	43.334	69.91	1:10.661
11	79	A	Peter CLARK		Caterham	11:10.515	9	44.052	69.84	1:10.810
12	14	B	Ian HARRISON		Tiger B6	11:11.067	9	44.604	69.78	1:10.586
13	26	B	Alan BUSHELL		Tiger B6	11:18.048	9	51.585	69.06	1:12.362
14	63	C	David ADAMS		Stuart Taylor Locost	11:52.762	9	1:26.299	65.70	1:10.494
15	21	B	George NOBLE		Sylva Phoenix	10:28.316	8	1 LAP	66.07	1:14.851

NOT CLASSIFIED

18	C	Graham HILLS	Fisher Fury	9:53.441	8	D.N.F.	69.96	1:09.988
32	C	Phil GREENWAY	Sylva Phoenix	7:01.364	6	D.N.F.	73.30	1:09.409
41	C	John STEWART	Stuart Taylor Locoblade	2:28.569	2	D.N.F.	64.84	1:13.860

FASTEST LAP

60	A	Andy STERLING	Dax Rush	1:06.836	3	79.50mph	127.95kph
24	C	Martin BROOKS	Westfield Megablade	1:08.216	4	77.89mph	125.36kph
14	B	Ian HARRISON	Tiger B6	1:10.586	5	75.28mph	121.15kph

Chequered flag shown early on grounds of safety.
Weather/Track: Sunny/Dry

Cadwell Park
Circuit Length = 1.4761 miles.
Start: 13:45

MST sports timing

Clerk of Course:

Stewards:

Timekeeper:

750 Motor Club Formula Vee

Provosional Results Race 16

POS	NO	CL	NAME	NAT	ENTRY	TIME	LAPS	GAP	MPH	BEST
1	33		Andy METCALF		Leastone JH001	14:17.372	12		73.21	1:10.741
2	65		Mike FENWICK		Leastone JH002	14:17.730	12	0.358	73.18	1:10.732
3	11		Mike PASCALL		GAC 01	14:21.711	12	4.339	72.84	1:10.298
4	97		Mark DUNHAM		Sheane	14:23.510	12	6.138	72.69	1:10.693
5	5		Bill BURNETT		Sheane	14:27.758	12	10.386	72.34	1:10.229
6	50		James CONYERS		Sheane	14:28.634	12	11.262	72.26	1:11.404
7	45		Dan ASPREY		Sheane Mark II	14:33.221	12	15.849	71.88	1:11.066
8	49		Graeme WHITING		Spyder	14:42.801	12	25.429	71.10	1:12.269
9	68		Steven OUGH		Leastone	14:43.149	12	25.777	71.07	1:11.338
10	69		Rob KOMEN		Sheane	14:44.323	12	26.951	70.98	1:12.111
11	23		Adrian WESTON		Sheane	14:49.253	12	31.881	70.59	1:12.234
12	34		Lee LEVETT		Sheane	15:01.276	12	43.904	69.65	1:13.801
13	36		Peter KALPAKIOTIS		Leastone AHS	15:03.758	12	46.386	69.45	1:13.902
14	67		Stuart FEATHER		Sheane FV90 AJD	15:08.161	12	50.789	69.12	1:12.767
15	60		Bob HIGGINS		Sheane	15:15.628	12	58.256	68.55	1:12.657
16	40		Charlie REILLY		Sheane	14:32.491	11	1 LAP	65.85	1:17.561
17	26		Peter ANDREWS		Sheane 2001	14:32.999	11	1 LAP	65.81	1:15.860

NOT CLASSIFIED

82		Detlef BREHMER		Leastone 2001	5:44.042	4	D.N.F.	58.89	1:23.913
24		Alan ROBINSON		Leastone AHS	3:33.953	3	D.N.F.	69.86	1:11.204
17		Adam WILKINSON		Sheane FV96	3:34.469	3	D.N.F.	69.69	1:11.153
86		Richard HARRIS		Sheane AHS 97/02		0	D.N.F.	N/A	
27		Nik BAATZ		Sheane AHS		0	D.N.F.	N/A	

FASTEST LAP

5		Bill BURNETT		Sheane	1:10.229	5	75.66mph	121.77kph	
---	--	--------------	--	--------	----------	---	----------	-----------	--

Non-starters: 91 & 94
Weather/Track: Bright/Dry

Cadwell Park
Circuit Length = 1.4761 miles.
Start: 14:47

MST sports timing

Clerk of Course:

Stewards:

Timekeeper:

Demon Tweeks/Yokohama/CCC Stock Hatch

Provisional Results Race 17

POS	NO	CL	NAME	NAT	ENTRY	TIME	LAPS	GAP	MPH	BEST
1	42		Daniel NEIL		Peugeot 205 GTi	15:41.434	12		66.67	1:18.342
2	19		Matt LEWIS		Ford Fiesta XR2	15:51.267	12	9.833	65.98	1:19.279
3	11		Gordon MACMILLAN		Peugeot 205 GTi	15:55.656	12	14.222	65.68	1:18.415
4	24		Simon HUNT		Peugeot 205 GTi	15:57.999	12	16.565	65.52	1:19.649
5	65		Terry ROUGHTON		Peugeot 205 GTi	15:58.623	12	17.189	65.48	1:19.582
6	87		Andy BOWDEN		Vauxhall Nova GSi	16:03.714	12	22.280	65.13	1:19.915
7	15		Dave BALDING		Ford Fiesta XR2	16:05.676	12	24.242	65.00	1:19.678
8	82		Ian KAY		Ford Fiesta XR2	16:07.878	12	26.444	64.85	1:19.783
9	100		Wayne BAILEY		Peugeot 205 GTi	16:08.173	12	26.739	64.83	1:20.036
10	56		Jim MUSKER		Ford Fiesta XR2	16:09.248	12	27.814	64.76	1:18.946
11	81		Matthew PERKS		Ford Fiesta XR2	16:15.036	12	33.602	64.38	1:20.089
12	40		John WAPLES		Ford Fiesta XR2i	16:15.916	12	34.482	64.32	1:20.454
13	62		Cliff PELLIN		Ford Fiesta XR2	16:16.091	12	34.657	64.31	1:20.362
14	80		Mark HAMMERSLEY		Ford Fiesta XR2	16:16.887	12	35.453	64.25	1:20.151
15	27		Stewart NIND		Peugeot GTi	16:17.540	12	36.106	64.21	1:19.935
16	77		Alastair BOULTON		Ford Fiesta XR2	16:17.630	12	36.196	64.21	1:19.208
17	34		Chris BALL		Ford Fiesta XR2	16:19.168	12	37.734	64.10	1:19.862
18	31		Trevor CORTEIL		Ford Fiesta XR2	16:21.067	12	39.633	63.98	1:20.105
19	51		Derek ROZIER		Ford Fiesta XR2	16:23.698	12	42.264	63.81	1:20.212
20	21		Trevor GILLMOR		Ford Fiesta XR2i	16:25.621	12	44.187	63.68	1:20.675
21	67		Mark ALDEN		Ford Fiesta XR2	16:25.957	12	44.523	63.66	1:20.593
22	89		Nick JOYCE		Ford Fiesta XR2	16:37.543	12	56.109	62.92	1:21.852

NOT CLASSIFIED

10	Paul TIBBS	Ford Fiesta XR2	14:03.961	10	D.N.F.	61.78	1:20.318
32	Daniel ADDERLEY	Peugeot 205 GTi	8:22.762	6	D.N.F.	61.44	1:21.291

FASTEST LAP

42	Daniel NEIL	Peugeot 205 GTi	1:18.342	2	67.83mph	109.16kph
----	-------------	-----------------	----------	---	----------	-----------

Weather/Track: Bright/Dry

MST sports timing

Cadwell Park
Circuit Length = 1.4761 miles.
Start: 15:08

Clerk of Course:

[Signature] 15:39

Stewards:

Timekeeper:

[Signature]

**750 Motor Club Locost supported by Stuart Taylor Motorsport
Provisional Results Race 18**

POS	NO	CL	NAME	NAT	ENTRY	TIME	LAPS	GAP	MPH	BEST
1	7		Royce GREY		Locost	8:02.547	6		64.01	1:20.303
2	49		Mark CRANKSHAW		Locost	8:03.090	6	0.543	63.94	1:19.914
3	52		Simon READ		Locost	8:04.936	6	2.389	63.69	1:20.379
4	54		Ian GRAY		Locost	8:06.283	6	3.736	63.52	1:20.491
5	73		Ged SIDNELL		Locost	8:07.178	6	4.631	63.40	1:20.824
6	66		Brian TURVEY		Locost	8:07.656	6	5.109	63.34	1:20.392
7	96		Jon GLOVER		Locost	8:10.347	6	7.800	62.99	1:20.195
8	39		Colin BECKWITH		Locost	8:11.976	6	9.429	62.78	1:20.455
9	51		Helen SAUNDERS		Locost	8:13.857	6	11.310	62.54	1:21.325
10	30		Ian COLLINS		Locost	8:14.125	6	11.578	62.51	1:21.090
11	32		Derek LINLEY		Locost	8:14.340	6	11.793	62.48	1:21.640
12	68		Tom BALLENTYNE		Locost	8:14.668	6	12.121	62.44	1:21.290
13	36		Danny CASSAR		Locost	8:16.000	6	13.453	62.27	1:22.000
14	11		Ivan THOMAS		Locost	8:22.535	6	19.988	61.46	1:22.691
15	23		Stephen LANSLEY		Locost	8:25.211	6	22.664	61.14	1:23.004
16	34		Ian GIBSON		Locost	8:36.242	6	33.695	59.83	1:24.554
17	16		Niki BAXTER		Locost	8:46.147	6	43.600	58.70	1:26.505

NOT CLASSIFIED

18		Philip O'HALLORAN	Locost	4:13.114	3	D.N.F.	59.05	1:23.374
26		Dominic O'DONNELL	Locost	4:27.536	3	D.N.F.	55.87	1:23.139
48		Ian McLAUGHLIN	Locost		0	D.N.F.	N/A	

FASTEST LAP

49		Mark CRANKSHAW	Locost	1:19.914	5	66.49mph	107.01kph	
----	--	----------------	--------	----------	---	----------	-----------	--

Non-starters: 6, 24, 33 & 87
Weather/Track: Bright/Dry

Cadwell Park
Circuit Length = 1.4761 miles.
Start: 16:22

MST sports timing

Clerk of Course:

[Signature] 17:13

Stewards:

Timekeeper:

[Signature]

**750 Motor Club RGB Series
Provisional Results Race 19**

POS	NO	CL	NAME	NAT	ENTRY	TIME	LAPS	GAP	MPH	BEST
1	12	A	Tim HARMER		Genesis Evo	13:35.235	12		77.00	1:07.395
2	60	A	Andy STERLING		Dax Rush	13:39.064	12	3.829	76.64	1:07.441
3	24	C	Martin BROOKS		Westfield Megablade	13:40.043	12	4.808	76.54	1:07.928
4	38	C	Steve KELSEY		MK Locost	13:46.023	12	10.788	75.99	1:08.388
5	9	A	Jonathan WRIGHT		Westfield Megabusa	13:54.644	12	19.409	75.21	1:09.353
6	6	C	Gordon GRIFFIN		Fisher Fury	14:02.408	12	27.173	74.51	1:09.154
7	39	C	Andy LAMPORT		Fisher Fury Spyder	14:03.642	12	28.407	74.40	1:09.042
8	14	B	Ian HARRISON		Tiger B6	14:19.375	12	44.140	73.04	1:10.736
9	63	C	David ADAMS		Stuart Taylor Locost	14:19.842	12	44.607	73.00	1:10.718
10	18	C	Graham HILLS		Fisher Fury	14:22.127	12	46.892	72.81	1:10.692
11	79	A	Peter CLARK		Caterham	14:34.611	12	59.376	71.77	1:10.782
12	4	C	Peter HURST		Locoblade	14:35.033	12	59.798	71.73	1:10.572
13	41	C	John STEWART		Stuart Taylor Locoblade	13:51.070	11	1 LAP	69.13	1:13.525
14	21	B	George NOBLE		Sylva Phoenix	14:03.157	11	1 LAP	68.14	1:13.589

NOT CLASSIFIED

5	C	Matthew ROWE	Westfield Megablade	9:18.725	8	D.N.F.	74.30	1:09.035
25	A	Scott NICHOLSON	Fisher Fury Spyder	4:58.923	4	D.N.F.	67.78	1:09.303

FASTEST LAP

12	A	Tim HARMER	Genesis Evo	1:07.395	2	78.84mph	126.89kph
24	C	Martin BROOKS	Westfield Megablade	1:07.928	12	78.22mph	125.89kph
14	B	Ian HARRISON	Tiger B6	1:10.736	12	75.12mph	120.90kph

Non-starters: 26 & 32
Weather/Track: Sunny/Dry

Cadwell Park
Circuit Length = 1.4761 miles.
Start: 16:35

MST sports timing

Clerk of Course:

Stewards:

Timekeeper:

Demon Tweeks/Yokohama/CCC Stock Hatch

Provisional Results Race 20

POS	NO	CL	NAME	NAT	ENTRY	TIME	LAPS	GAP	MPH	BEST
1	3		Pete MORGAN		Ford Fiesta XR2	18:49.908	14		64.96	1:17.731
2	7		Glenn STOKES		Peugeot 106	18:58.602	14	8.694	64.46	1:17.845
3	22		Hilary HOWLETT		Peugeot 106 XSi	19:00.003	14	10.095	64.38	1:18.212
4	2		Andy BURGESS		Suzuki Swift GTi	19:00.495	14	10.587	64.35	1:18.037
5	43		Tim MARSHALL		Peugeot 205 GTi	19:06.461	14	16.553	64.02	1:18.038
6	92		Paul McMILLAN		Citroen Saxo	19:12.850	14	22.942	63.67	1:18.715
7	19		Matt LEWIS		Ford Fiesta XR2	19:19.053	14	29.145	63.32	1:19.160
8	8		James WARNER		Ford Fiesta XR2	19:19.343	14	29.435	63.31	1:19.211
9	56		Jim MUSKER		Ford Fiesta XR2	19:20.069	14	30.161	63.27	1:18.555
10	12		Carl TOWNEND		Peugeot 106 XSi	19:20.593	14	30.685	63.24	1:19.060
11	65		Terry ROUGHTON		Peugeot 205 GTi	19:21.223	14	31.315	63.21	1:19.012
12	11		Gordon MACMILLAN		Peugeot 205 GTi	19:21.628	14	31.720	63.18	1:18.144
13	24		Simon HUNT		Peugeot 205 GTi	19:26.662	14	36.754	62.91	1:19.789
14	87		Andy BOWDEN		Vauxhall Nova GSi	19:30.155	14	40.247	62.72	1:19.568
15	15		Dave BALDING		Ford Fiesta XR2	19:30.620	14	40.712	62.70	1:19.805
16	40		John WAPLES		Ford Fiesta XR2i	19:37.459	14	47.551	62.33	1:20.264
17	80		Mark HAMMERSLEY		Ford Fiesta XR2	19:38.261	14	48.353	62.29	1:19.896
18	42		Daniel NEIL		Peugeot 205 GTi	19:39.136	14	49.228	62.25	1:18.249
19	100		Wayne BAILEY		Peugeot 205 GTi	19:41.692	14	51.784	62.11	1:19.853
20	71		Steve POWLESLAND		Peugeot 205 GTi	19:58.412	14	1:08.504	61.24	1:18.572

NOT CLASSIFIED

9		Craig SHEPHERD	Ford Fiesta XR2	5:56.190	4	D.N.F.	56.88	1:19.054
1		Tony SCARLETT	Peugeot 106 XSi	6:18.064	4	D.N.F.	53.59	1:25.231
96		Gareth WRIGHT	Peugeot 106 XSi	3:30.005	2	D.N.F.	45.87	2:02.478
82		Ian KAY	Ford Fiesta XR2		0	D.N.F.	N/A	

FASTEST LAP

3		Pete MORGAN	Ford Fiesta XR2	1:17.731	6	68.36mph	110.02kph	
---	--	-------------	-----------------	----------	---	----------	-----------	--

No 43 includes 5 second penalty: O2.3.

NEW LAP RECORD

Non-starter: 81. Weather/Track: Sunny/Dry
MST sports timing

Cadwell Park
Circuit Length = 1.4761 miles.
Start 16:56

Clerk of Course:

W. W. W. 18:39

Stewards:

Timekeeper:

[Signature]

750 Motor Club Formula Vee Provisional Results Race 21

POS	NO	CL	NAME	NAT	ENTRY	TIME	LAPS	GAP	MPH	BEST
1	2		Trevor WELSH		Leastone 2001	13:38.468	12		76.69	1:07.545
2	90		Ian BUXTON		Leastone	13:49.282	12	10.814	75.69	1:08.706
3	21		Ian JORDAN		Sheane 98	13:49.495	12	11.027	75.67	1:08.522
4	6		Paul MITSON		GAC 01	13:54.701	12	16.233	75.20	1:08.622
5	12		Guy BELLINGHAM		GAC 01	13:55.206	12	16.738	75.15	1:09.013
6	28		Patrick SHERRINGTON		Scarab Mk2	13:55.493	12	17.025	75.13	1:08.835
7	59		Bill STENNING		Spyder	13:57.420	12	18.952	74.96	1:09.150
8	11		Mike PASCALL		GAC 01	14:03.323	12	24.855	74.43	1:09.502
9	97		Mark DUNHAM		Sheane	14:16.115	12	37.647	73.32	1:10.084
10	65		Mike FENWICK		Leastone JH002	14:17.638	12	39.170	73.19	1:10.569
11	33		Andy METCALF		Leastone JH001	14:19.329	12	40.861	73.05	1:10.518
12	68		Steven OUGH		Leastone	14:19.591	12	41.123	73.02	1:10.510
13	45		Dan ASPREY		Sheane Mark II	14:23.075	12	44.607	72.73	1:10.840
14	49		Graeme WHITING		Spyder	14:32.758	12	54.290	71.92	1:11.108
15	67		Stuart FEATHER		Sheane FV90 AJD	14:33.585	12	55.117	71.85	1:11.145
16	23		Adrian WESTON		Formula Vee	14:35.220	12	56.752	71.72	1:11.672
17	36		Peter KALPAKIOTIS		Leastone AHS	13:39.120	11	1 LAP	70.14	1:13.377
18	69		Rob KOMEN		Sheane	13:39.584	11	1 LAP	70.10	1:13.300
19	60		Bob HIGGINS		Sheane	13:43.489	11	1 LAP	69.77	1:13.019
20	50		James CONYERS		Conyers V2	13:56.534	11	1 LAP	68.68	1:12.398
21	34		Lee LEVETT		Sheane	14:34.756	11	1 LAP	65.68	1:17.186

NOT CLASSIFIED

5	Bill BURNETT	Sheane	9:18.116	8	D.N.F.	74.38	1:08.862
1	Jeremy CLARK	Spyder GAC	4:36.747	4	D.N.F.	73.21	1:07.940
40	Charlie REILLY	Sheane	4:11.893	3	D.N.F.	59.34	1:19.371

FASTEST LAP

2	Trevor WELSH	Leastone 2001	1:07.545	8	78.67mph	126.61kph
---	--------------	---------------	----------	---	----------	-----------

Weather/Track: Sunny/Dry

MST sports timing

Cadwell Park
Circuit Length = 1.4761 miles.
Start: 17:29

Clerk of Course:

[Signature] 18:10

Stewards:

Timekeeper:

[Signature]

**750 Motor Club Locost supported by Stuart Taylor Motorsport
Provisional Result Race 22**

POS	NO	CL	NAME	NAT	ENTRY	TIME	LAPS	GAP	MPH	BEST
1	70		James GRANTHAM		Locost	10:32.309	8		65.66	1:18.580
2	62		Brian MITCHAM		Locost	10:36.497	8	4.188	65.22	1:18.534
3	52		Simon READ		Locost	10:37.048	8	4.739	65.17	1:18.526
4	15		Richard CARTLEDGE		Locost	10:37.426	8	5.117	65.13	1:18.761
5	43		Erik FAIRBAIRN		Locost	10:38.885	8	6.576	64.98	1:18.503
6	9		Andrew CRAPNELL		Locost	10:40.666	8	8.357	64.80	1:18.392
7	41		Brett TOWNSEND		Locost	10:41.500	8	9.191	64.72	1:18.899
8	37		Kevin LUCAS		Locost	10:55.688	8	23.379	63.31	1:18.011
9	49		Mark CRANKSHAW		Locost	10:57.525	8	25.216	63.14	1:18.675
10	7		Royce GREY		Locost	10:59.308	8	26.999	62.97	1:18.698
11	72		James HARRIS		Locost	10:59.664	8	27.355	62.93	1:18.625
12	51		Helen SAUNDERS		Locost	11:00.378	8	28.069	62.87	1:19.579
13	39		Colin BECKWITH		Locost	11:00.925	8	28.616	62.81	1:20.094
14	30		Ian COLLINS		Locost	11:03.535	8	31.226	62.57	1:21.014
15	36		Danny CASSAR		Locost	11:04.209	8	31.900	62.50	1:20.985
16	32		Derek LINLEY		Locost	11:50.792	8	1:18.483	58.41	1:27.292
17	96		Jon GLOVER		Locost	11:56.402	8	1:24.093	57.95	1:19.529

NOT CLASSIFIED

1		Darryl BECKWITH	Locost	9:11.349	7	D.N.F.	65.66	1:18.433
5		Malcolm MITTON	Locost	9:11.588	7	D.N.F.	65.63	1:18.615
3		Darren BANKS	Locost	9:12.572	7	D.N.F.	65.51	1:18.781
73		Ged SIDNELL	Locost	9:24.852	7	D.N.F.	64.09	1:19.443
68		Tom BALLENTYNE	Locost	4:10.747	3	D.N.F.	59.61	1:22.507

FASTEST LAP

37		Kevin LUCAS	Locost	1:18.011	7	68.11mph	109.62kph
----	--	-------------	--------	----------	---	----------	-----------

Original race red flagged after 4 laps. No 54 & 66 did not restart.
Weather/Track: Sunny/Dry

Cadwell Park
Circuit Length = 1.4761 miles.
Start: 17:47

MST sports timing

Clerk of Course:  18:31

Stewards:

Timekeeper: 