



CHAMPIONSHIP CAR RACES


Club Motorsport at its best!

OFFICIAL PROGRAMME

LYDDEN HILL

June 29/30

£2.00



This meeting is held under the General Regulations of the MSA (incorporating the provisions of the International Sporting Code of the FIA) and the Supplementary Regulations, Final Instructions and any written instructions which the Organisers issue for the race meeting. MSA Permit No: 10616.

SATURDAY TIMETABLE

Practice Sessions	Time
750 Motor Club Kit Car Championship	9.00
750 Motor Club 750 Trophy Championship	9.25
750 Motor Club 750 Formula Championship	9.50
Demon Tweeks/Yokohama/CCC Stock Hatch Championship session A	10.15
Demon Tweeks/Yokohama/CCC Stock Hatch Championship session B	10.40
Demon Tweeks/Yokohama/CCC Stock Hatch Championship session C	11.05
750 Motor Club Locost Championship	11.30
Races	
750 Motor Club Kit Car Championship	12.45
750 Motor Club 750 Trophy Championship	1.20
750 Motor Club 750 Formula Championship	1.45
Demon Tweeks/Yokohama/CCC Stock Hatch Championship	2.10
Demon Tweeks/Yokohama/CCC Stock Hatch Championship	2.40
750 Motor Club Locost Championship	3.10
750 Motor Club 750 Trophy Championship	3.40
750 Motor Club 750 Formula Championship	4.05
Demon Tweeks/Yokohama/CCC Stock Hatch Championship	4.35

SUNDAY TIMETABLE

Practice Sessions	Time
Demon Tweeks/Yokohama/CCC Stock Hatch Championship session A	12.30
Demon Tweeks/Yokohama/CCC Stock Hatch Championship session B	12.55
Demon Tweeks/Yokohama/CCC Stock Hatch Championship session C	1.20
750 Motor Club Locost Championship	1.45
Demon Tweeks/Yokohama/CCC Hot Hatch Championship	2.10
Races	
10: Demon Tweeks/Yokohama/CCC Stock Hatch Championship	2.35
11: Demon Tweeks/Yokohama/CCC Stock Hatch Championship	3.10
12: 750 Motor Club Locost Championship	3.45
13: Demon Tweeks/Yokohama/CCC Hot Hatch Championship	4.15
14: Demon Tweeks/Yokohama/CCC Stock Hatch Championship	4.50

The organisers reserve the right, with the permission of the Stewards of the Meeting and/or the Clerk of Course, to change the order in which events are run and to postpone, cancel or abandon the meeting or any part thereof.

RACE MEETING OFFICIALS

MSA STEWARD

D.Walton

CLERKS OF COURSE

V.Ayres

DEPUTY CLERKS

D.Brice J.Smith

DRIVING STANDARDS

OBSERVERS

A.Jones

CLUB STEWARDS

K.Messer L.Jones

TIMEKEEPERS

T.Stevens (Chief) A.Stevens

D.O'Brien C.Arnold

S.Driver A.Preston

SCRUTINEERS

D.F.D.Smith (Chief) J.Nixon

R.Byatt R.Blackmore

M.Nixon H.Fisher

M.Hoggarth C.Baker

INCIDENT OFFICER

A.Bennett

CHIEF MARSHAL

P.Harding

CHIEF OBSERVER

P. Stenning

CHIEF MEDICAL OFFICER

TBA

RACE RESCUE UNIT

750 Motor Club

COMMENTATOR

A.Povey

SECRETARY OF THE MEETING

Robin Knight

MARSHALS

750 Motor Club
BMRMC & friends

Race 1


25 Laps

750 Motor Club Kit Car Championship

NO	CLS	DRIVER	CAR DETAILS	CCS	HOMETOWN	CLUB
4	B	Simon Childs	Sylva Phoenix	1800	Rugby	750
6	B	Andrew Owen	Sylva Phoenix	1800	Welwyn Garden City	750
13	A	Graham Dash	Sylva Striker	1600	Woking	750
21	B	Nigel Brown	Sylva Phoenix	1800	Great Barr	750
25	B	Jonathan Barnett	Sylva Phoenix	1800	Putney	750
37	A	David Robinson	Sylva Striker	1998	Rotherfield	750
38	B	Steve Taylor	Sylva Phoenix	1800	Swavesey	750
46	B	Sheridan Bell	Procomp LA Gold	1800	Skegness	750
51	A	Tony Absolom	Sylva Striker	1700	Reading	750
71	B	Matt Jones	Westfield SE	1800	Chellaston	750
75	A	Matthew Lewis	Eldon Roadster	3500	Woking	750

750 Motor Club Kit Car Championship 2002

	Points	Class	Driver		Points	Class	Driver
1st	90	B	Steve Taylor	4th	63	A	David Robinson
2nd	71	A	Matthew Lewis	5th	56	A	Tony Absolom
3rd	66	B	Andy Hiley	6th	53	B	Steve Owen



The 750 Motor Club Kit Car Championship is for road legal front-engined Kit Cars. The engine regulations allow considerable freedom whilst there are limitations on the design of rear suspension and transmission. There are three classes, A - up to 3500cc and class B - 1800 Ford Zetec.

Races 2 & 7

12 Laps

750 MC 750 Trophy Championship

Nº	CLS	DRIVER	CAR DETAILS	CCS	HOMETOWN	CLUB
1	C	Don Rawson	Rawson Special	1172	Oswestry	750
2	C	Roger Windley	Genie	747	Tattershall	750
4	A	Graham Chambers	A7 Ulster	750	Canterbury	750
5	C	Roger Rowe	RWR	600	Kidderminster	750
10	B	Nick Hayward-Cook	A7 Monoposto	747	Gt Missenden	750
14	A	Mike Gilbert	Austin 7 Special	747	Lower Sunbury	750
21	C	David Brand	Reliant RRK	803	Chesham	750
26	B	Michael Whitby	Austin 7 Special	747	St Neots	750
32	C	David Whetton	Warren	747	Wimborne	750
33	D	Kerry Horan	Vincent Trenberth	498	Studley	750



750 Motor Club 750 Trophy Championship 2002

	Points	Class	Driver		Points	Class	Driver
1st	41	C	Don Rawson	4th	29	B	Mike Gilbert
2nd	41	C	Roger Windley	5th	27	B	Nick Hayward-Cook
3rd	32	C	Pete Birch	6th	25	B	Michael Whitby

The 750 Trophy Championship is for Austin Seven based cars, supported by other cars of historic interest and similar performance. As in the former pre-war Austin 7 Championship, Austin Sevens will compete in two classes:- Austin Seven sports and racing cars, post-war specials and early 750 Formula cars with Austin Seven engines/gearboxes. In further classes are cars from the old 1172 Formula along with vintage, PVT and historic cars such as 500cc Formula 3 and other similar vehicles.

Races 3 & 8


15 Laps

750 MC 750 Formula Championship

Nº	CLS	DRIVER	CAR DETAILS	CCS	HOMETOWN	CLUB
1		Peter Bove	Darvi 88/P	850	Essendon	750
2		Bob Simpson	SS Reliant	850	West Drayton	750
3		Mick Harris	Darvi 877	850	High Wycombe	750
4		Antony Raine	Centaur Mk16	850	Verwood	750
5		Pete Knipe	DNC F750	850	Bracknell	750
6	A	Paul Morris	Darvi 92J	850	Calmore	750
7		Chris Gough	CGR1	850	Telford	750
8	B	Andrew Lake	Darvi Mk5B	850	Bedford	750
10		Rodney Hill	Mystic T4/21	850	Ashby De La Zouch	750
21	B	Ian Allen	Hague 81	850	Deeping St Nicholas	750
24	B	Dick Hartle	Ingham 3 GT	850	Meopham	750
27	B	Sue Buxton	Darvi Mk5/97	850	West Malling	750
30		Peter Sleight	Darvi Mk5	850	Worthing	750
40	B	Bill Rutter	Centaur Mk16	850	Ravensden	750
42	B	Martin Kemp	Darvi Mk6	850	Aldershot	750
43		Dick Harvey	Darvi - 91D	850	Totteridge	750
66	B	William Johnston	Centaur Mk16	850	Poole	750

750 Motor Club 750 Formula Championship 2002

	Points	Driver		Points	Driver
1st	128	Mick Harris	4th	97	Chris Gough
2nd	109	Antony Raine	5th	85	Bob Simpson
3rd	105	Peter Bove	6th	53	Paul Morris



750 Formula is for lightweight two-seater sports racing cars and was originally introduced by the 750 MC in 1949, as its first racing formula. The regulations provide ample scope for the budding amateur to design and build his own car, and to develop his skills in chassis / suspension design and engine tuning within carefully controlled limits; alternatively there are often suitable cars available for sale from within the formula.

Races 4/5/9 & 10/11/14 15 & 20 Laps

Demon Tweeks/Yokohama/CCC Stock Hatch Championship

No	DRIVER	CAR DETAILS	CCS	HOMETOWN	CLUB
1	Tony Scarlett	Peugeot 106 XSi	1587	Scholes	750
9	Craig Shepherd	Fiesta XR2	1600	Braintree	750
12	Carl Townend	Peugeot 106 XSi	1580	Ecclesfield	750
16	Alan Thorndyke	Peugeot 205 GTi	1600	Stanford -le- Hope	750
22	Hilary Howlett	Peugeot 106 XSi	1587	Dereham	750
28	Kevin Hatch	Fiesta XR2	1600	Salisbury	750
33	Jonathan Howes	Fiesta XR2	1600	Norwich	750
40	John Waples	Fiesta XR2i	1600	Truro	750
51	Derek Rozier	Fiesta XR2	1600	Bexley	750
56	Jim Musker	Fiesta XR2	1600	Dodleston	750
60	Andrew Miller	Fiesta XR2	1600	Tring	750
63	Pat Grove	Peugeot 205 GTi	1600	Tewkesbury	750
69	Richard Warner	Fiesta XR2	1600	Northwich	750
75	Simon Bowyer	Fiesta XR2	1600	Islington	750
82	Ian Kay	Fiesta XR2	1600	Chelmsford	750
97	Andy Baldwin	Vauxhall Nova GTE	1598	Leicester	750
108	Arthur Shaw	Fiesta XR2i	1600	Spratton	750



The above drivers are in the 1st practice session for Stock Hatch.

From the combined times of the 3 sessions, the slowest 21 will go into Race 5, the next fastest 21 go into Race 4 and the remainder into Race 9.

Any spaces left on the back of the grid for Race 9 will be filled by the top finishers in Race 4.

There is no qualification from Race 5.

The grids for Sunday's races will be from times set in practice on Sunday morning, with selection for the races being made on the same basis as above.



Demon Tweeks, Yokohama tyres & Cars & Car Conversions magazine are the main sponsors for the Stock Hatch Championship, which in its 5th year continues to be one of the most popular saloon car championships in the UK. The use of standard engine & gearbox, a 'control' Yokohama A539 tyre and a weight penalty for leading cars ensures close racing at very affordable cost.



Races 4/5/9 & 10/11/14 15 & 20 Laps

Demon Tweeks/Yokohama/CCC Stock Hatch Championship

No	DRIVER	CAR DETAILS	CCS	HOMETOWN	CLUB
2	Andy Burgess	Suzuki Swift GTi	1300	Crawley	750
7	Glenn Stokes	Peugeot 106	1600	Chafford Hundred	750
10	Paul Tibbs	Fiesta XR2	1600	Spalding	750
17	Tom Reynolds	Golf GTi	1588	Wimbledon	750
23	Charles Cozens	Peugeot 1.4 XSi	1360	Thatcham	750
31	Trevor Corteil	Fiesta XR2	1600	Hersham	750
34	Chris Ball	Fiesta XR2	1600	Bournemouth	750
44	Simon Welford	Fiesta XR2i	1600	Esher	750
54	Michael Wright	Fiesta XR2	1600	Winslow	750
57	Richard Herbert	Fiesta XR2	1600	Cheddington	750
61	Tony Taylor	Peugeot 205 GTi	1580	Ware	750
65	Terry Raughton	Peugeot 205 GTi	1580	Wisbech	750
79	Gary Parkes	Fiesta XR2	1597	Lincoln	750
92	Paul McMillan	Citroen Saxo	1600	Wisbech	750
100	Wayne Bailey	Peugeot 205 GTi	1600	Iver	750
110	Mark Rodway	Peugeot 205 GTi	1600	London	750

The above drivers are in the 2nd Stock Hatch practice session.

See the previous page for details of who goes into which race.



Demon Tweeks, Yokohama tyres & Cars & Car Conversions magazine are the main sponsors for the Stock Hatch Championship, which in its 5th year continues to be one of the most popular saloon car championships in the UK. The use of standard engine & gearbox, a 'control' Yokohama A539 tyre and a weight penalty for leading cars ensures close racing at very affordable cost.

Races 4/5/9 & 10/11/14 15 & 20 Laps

Demon Tweeks/Yokohama/CCC Stock Hatch Championship

NO	DRIVER	CAR DETAILS	CCS	HOMETOWN	CLUB
0	Paul Taylor	Peugeot 205 GTi	1600	Great Amwell	750
3	Pete Morgan	Fiesta XR2	1600	Wrexham	750
8	James Warner	Fiesta XR2	1600	Hassocks	750
11	Gordon Macmillan	Peugeot 205 GTi	1580	Swindon	750
15	Dave Balding	Fiesta XR2	1600	South Woodham	750
19	Matt Lewis	Fiesta XR2	1600	Leatherhead	750
27	Stewart Nind	Peugeot GTi	1600	Sittingbourne	750
32	Daniel Adderley	Peugeot 205 GTi	1598	Witney	750
39	Richard Kingsnorth	Peugeot 205 GTi	1600	Colchester	750
47	Frances Wood	Peugeot 205 GTi	1600	Harrietsham	750
55	Tony Headland	Fiesta XR2	1600	Norwich	750
58	Martin Boon	Fiesta Si	1400	Kings Lynn	750
62	Cliff Pellin	Fiesta XR2	1600	Canvey Island	750
67	Mark Alden	Fiesta XR2	1600	Manchester	750
72	Simon Harvey	Peugeot 205 GTi	1580	New Haw	750
80	Mark Hammersley	Fiesta XR2	1600	Stafford	750
96	Gareth Wright	Peugeot XSi	1600	Wisbech	750
106	Phillip Mansfield	Fiesta XR2	1600	Canvey Island	750
118	Richard Moore	Peugeot 205 GTi	1580	Lifton	750

The above drivers are in the 3rd Stock Hatch practice session.

750 Motor Club Stock Hatch Championship 2002					
	Points	Driver		Points	Driver
1st	355	Pete Morgan	4th	288	Matt Lewis
2nd	330	Glenn Stokes	5th	272	Carl Townend
3rd	294	Andy Burgess	6th	267	Mark Hammersley

Demon Tweeks, Yokohama tyres & Cars & Car Conversions magazine are the main sponsors for the Stock Hatch Championship, which in its 5th year continues to be one of the most popular saloon car championships in the UK. The use of standard engine & gearbox, a 'control' Yokohama A539 tyre and a weight penalty for leading cars ensures close racing at very affordable cost.

Races 6 & 12

20 & 15 Laps

Locost Championship

Sponsored by

Stuart Taylor Motorsport

No	DRIVER	CAR DETAILS	CCS	HOMETOWN	CLUB
1	Darryl Beckwith	Locost	1300	Saunderton	750
3	Darren Banks	Locost	1300	Honiton	750
5	Malcolm Mitton	Locost	1300	Little Staughton	750
6	Tim Gray	Locost	1300	Trowell	750
7	Royce Grey	Locost	1300	Alresford	750
9	Andrew Crapnell	Locost	1300	Bradford On Avon	750
11	Ivan Thomas	Locost	1300	Chelmsford	750
14	Steve Kimber	Locost	1300	Tonbridge	750
15	Richard Cartledge	Locost	1300	Bolton	750
18	Philip O'Halloran	Locost	1300	Hersham	750
27	Alex Hughes	Locost	1300	Hindhead	750
34	Ian Gibson	Locost	1300	Braintree	750
35	Alex Jullien	Locost	1300	Wickford	750
36	Danny Cassar	Locost	1300	East Ham	750
41	Brett Townsend	Locost	1300	Leamington Spa	750
46	Justin Book	Locost	1300	Norwich	750
49	Mark Crankshaw	Locost	1300	Cambridge	750
52	Simon Read	Locost	1300	Ely	750
62	Brian Mitcham	Locost	1300	Bury St Edmunds	750
69	John Ballentyne	Locost	1300	Colchester	750
70	James Grantham	Locost	1300	Hapton	750
87	Alan Yearley	Locost	1300	Bow	750

Res 1

750 Motor Club Locost Championship 2002					
	Points	Driver		Points	Driver
1st	160	James Grantham	4th	94	Richard Cartledge
2nd	133	Darryl Beckwith	5th	89	Andrew Crapnell
3rd	107	Darren Banks	6th	69	Brian Mitcham



The 750 Motor Club Locost Championship is sponsored in 2002 by Stuart Taylor Motorsport, the most significant parts supplier to the Locost racers. With over 60 cars currently registered, the cars are all built to the same basic design and use a standard Ford 1300 cc x flow engine. Designed to ensure close racing and encourage new drivers into club racing at sensible cost levels the championship has now expanded to a point where 2 grids are necessary at some meetings. Stuart Taylor supply all parts required for a car build along with help and advice to any prospective racers.

Race 13

25 Laps

Demon Tweeks/Yokohama/CCC Hot Hatch Championship

NO	CLS	DRIVER	CAR DETAILS	CCS	HOMETOWN	CLUB
1	A	Mark Cunningham	Fiesta	1600	Southwater	750
9	A	Martyn Culley	Fiesta XR2	1600	Andover	750
10	B	Lee Reynolds	Citroen AX GTi	1360	Church Stretton	750
11	A	Mark Ahlin	Saxo VTR	1600	Great Dunmow	750
13	A	Adrian Lowes	Escort T600S	1600	Horsham	750
15	A	Barrie Culley	Fiesta XR2	1600	Basingstoke	750
21	B	Patrick Purcell	Vauxhall Nova	1389	Washington	750
22	A	Andy Fells	Fiesta XR2	1600	Basildon	750
29	A	Craig Dawson	Fiesta XR2	1600	Towcester	750
33	B	Mark Routledge	Fiesta	1398	Letchworth	750
35	B	Keith Piper	Vauxhall Corsa SRi	1389	Haywards Heath	750
38	A	Graham Palmer	Peugeot 205 GTi	1600	Hove	750
50	A	John Hammersley	Peugeot 205 GTi	1600	Stone	750
51	A	Simon Hill	Peugeot 205 GTi	1600	Stone	750
55	A	Steve Horner	Fiesta RS 1800	1800	Buckingham	750
69	A	Martin Lewis	Fiesta XR2	1600	Towcester	750
84	B	Mark Bush	Rover Metro GTi	1400	Milton Keynes	750
97	B	Andy McLennan	Suzuki Swift	1300	London Colney	750



750 Motor Club Hot Hatch Championship 2002							
	Points	Class	Driver		Points	Class	Driver
1st	87	B	Lee Reynolds	4th	67	A	Mark Cunningham
2nd	84	A	Simon Hill	5th	67	B	Patrick Purcell
3rd	76	A	John Hammersley	6th	67	A	Andy Fells

Demon Tweeks, Yokohama tyres and Cars & Car Conversions Magazine are the main sponsors for this year's Hot Hatch Championship which attracts a wide range of popular hatchback cars of up to 2000cc. Cars are allowed engine and suspension modifications, standard pattern brakes and all must use the Yokohama A032R 'control' tyre. This together with a weight penalty for leading cars ensures close racing without excessive budgets.

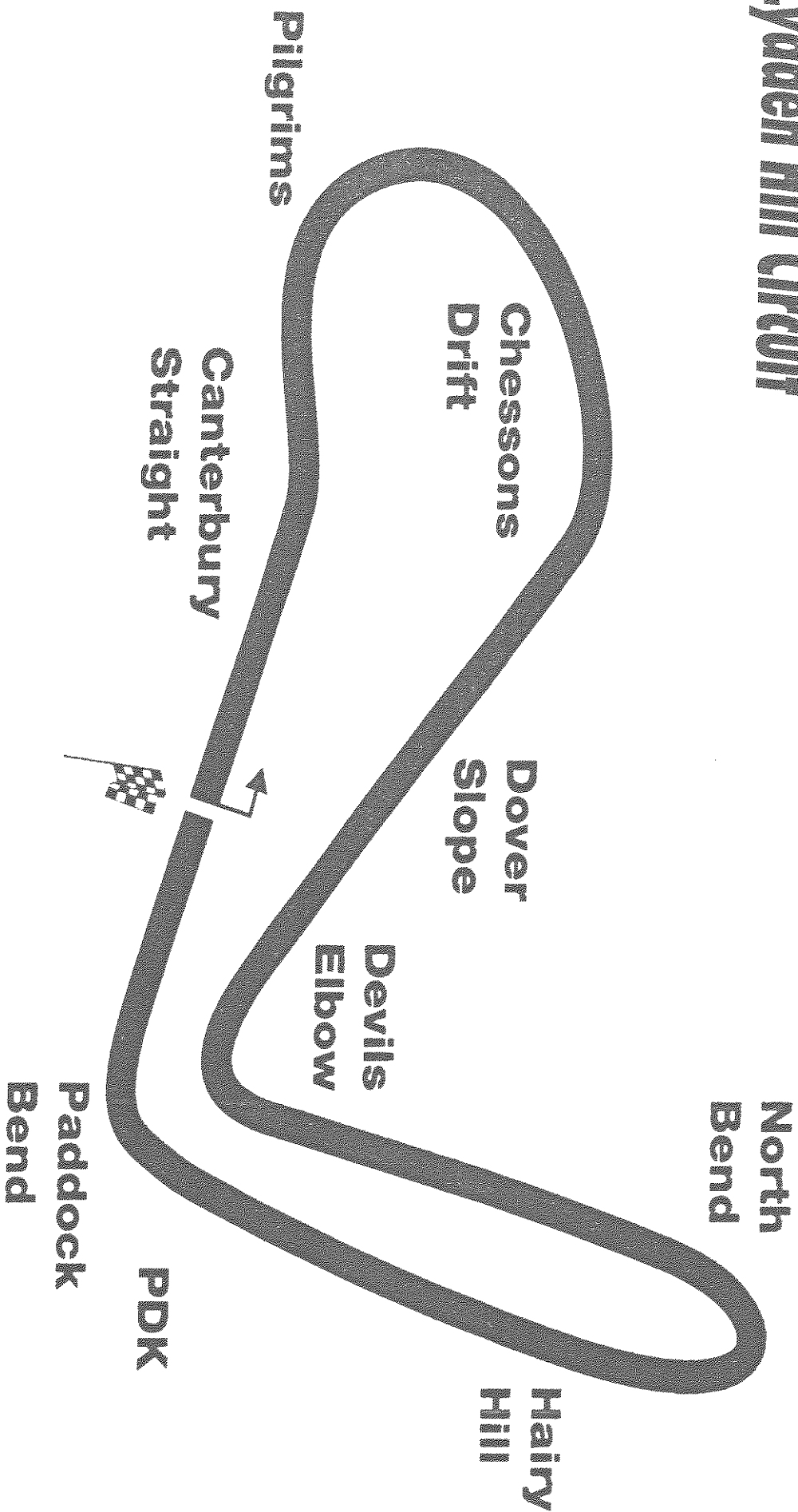
Lydden Hill Circuit - Lap Records

Formula	Class	Name	Time	Speed	Date
750 Formula		M.Harris/R.Couchman	0:44.8	80.35	30/07/94
750 Trophy	A	Mark Roper	1:01.081	58.93	01/05/00
	B	Nick Hayward-Cook	0:57.593	62.50	16/09/01
	C	Roger Rowe	0:50.947	70.66	01/05/00
	D	David Woodhouse	0:53.09	67.80	17/07/99
Formula 4	A	Bob Davis	0:40.6	88.67	24/06/95
	B	Allan Hicks	0:40.9	88.02	24/06/95
	C	Nicholas Pearce	0:42.8	84.11	18/05/97
	D	TBE	-	-	-
Formula Vee		Ray Moore	0:44.6	80.72	25/04/98
Kit Cars	A	Andy Charsley	0:45.336	79.40	01/05/00
	B	Andrew Hiley	0:46.339	77.68	15/09/01
RGB	A	Andy Charsley	0:44.692	80.55	16/09/01
	B	Martin Brooks	0:44.904	80.17	16/09/01
	C	TBE	-	-	-
Roadsports	A	Nick Olson	0:46.7	77.09	25/06/95
	B	Stephen Oliver	0:47.322	76.07	16/09/01
	C	Kevin Ginger	0:48.6	74.07	25/06/95
Caterhams	A	Martin Stewart	0:44.4	81.08	26/04/98
	B	M. Moorhouse	0:46.2	77.92	26/04/98
	C	James Harvey	0:48.4	74.38	26/04/98
Hot Hatch	A	Simon Hill	0:48.079	74.87	01/05/00
	B	Mark Bush	0:48.802	73.76	01/05/00
Stock Hatch		Paul Taylor	0:50.877	70.75	15/09/01
Locost		William Mitcham	0:50.586	71.16	15/09/01

Lydden Hill Circuit Lap Speed Table

Time in secs	Speed in mph	Time in secs	Speed in mph	Time in secs	Speed in mph	Time in secs	Speed in mph	Time in secs	Speed in mph	Time in secs	Speed in mph
40.00	90.00	43.50	82.76	47.00	76.60	50.50	71.29	54.00	66.67	57.50	62.61
40.10	147.14	43.60	82.57	47.10	76.43	50.60	71.15	54.10	66.54	57.60	62.50
40.20	146.78	43.70	82.38	47.20	76.27	50.70	71.01	54.20	66.42	57.70	62.39
40.30	146.41	43.80	82.19	47.30	76.11	50.80	70.87	54.30	66.30	57.80	62.28
40.40	146.05	43.90	82.00	47.40	75.95	50.90	70.73	54.40	66.18	57.90	62.18
40.50	145.69	44.00	81.82	47.50	75.79	51.00	70.59	54.50	66.06	58.00	62.07
40.60	145.33	44.10	81.63	47.60	75.63	51.10	70.45	54.60	65.93	58.10	61.96
40.70	144.97	44.20	81.45	47.70	75.47	51.20	70.31	54.70	65.81	58.20	61.86
40.80	144.62	44.30	81.26	47.80	75.31	51.30	70.18	54.80	65.69	58.30	61.75
40.90	144.26	44.40	81.08	47.90	75.16	51.40	70.04	54.90	65.57	58.40	61.64
41.00	143.91	44.50	80.90	48.00	75.00	51.50	69.90	55.00	65.45	58.50	61.54
41.10	143.56	44.60	80.72	48.10	74.84	51.60	69.77	55.10	65.34	58.60	61.43
41.20	143.21	44.70	80.54	48.20	74.69	51.70	69.63	55.20	65.22	58.70	61.33
41.30	142.87	44.80	80.36	48.30	74.53	51.80	69.50	55.30	65.10	58.80	61.22
41.40	142.52	44.90	80.18	48.40	74.38	51.90	69.36	55.40	64.98	58.90	61.12
41.50	142.18	45.00	80.00	48.50	74.23	52.00	69.23	55.50	64.86	59.00	61.02
41.60	141.84	45.10	79.82	48.60	74.07	52.10	69.10	55.60	64.75	59.10	60.91
41.70	141.50	45.20	79.65	48.70	73.92	52.20	68.97	55.70	64.63	59.20	60.81
41.80	141.16	45.30	79.47	48.80	73.77	52.30	68.83	55.80	64.52	59.30	60.71
41.90	140.82	45.40	79.30	48.90	73.62	52.40	68.70	55.90	64.40	59.40	60.61
42.00	140.49	45.50	79.12	49.00	73.47	52.50	68.57	56.00	64.29	59.50	60.50
42.10	140.15	45.60	78.95	49.10	73.32	52.60	68.44	56.10	64.17	59.60	60.40
42.20	139.82	45.70	78.77	49.20	73.17	52.70	68.31	56.20	64.06	59.70	60.30
42.30	139.49	45.80	78.60	49.30	73.02	52.80	68.18	56.30	63.94	59.80	60.20
42.40	139.16	45.90	78.43	49.40	72.87	52.90	68.05	56.40	63.83	59.90	60.10
42.50	138.83	46.00	78.26	49.50	72.73	53.00	67.92	56.50	63.72	60.00	60.00
42.60	138.51	46.10	78.09	49.60	72.58	53.10	67.80	56.60	63.60	60.10	59.90
42.70	138.18	46.20	77.92	49.70	72.43	53.20	67.67	56.70	63.49	60.20	59.80
42.80	137.86	46.30	77.75	49.80	72.29	53.30	67.54	56.80	63.38	60.30	59.70
42.90	137.54	46.40	77.59	49.90	72.14	53.40	67.42	56.90	63.27	60.40	59.60
43.00	137.22	46.50	77.42	50.00	72.00	53.50	67.29	57.00	63.16	60.50	59.50
43.10	136.90	46.60	77.25	50.10	71.86	53.60	67.16	57.10	63.05	60.60	59.41
43.20	136.58	46.70	77.09	50.20	71.71	53.70	67.04	57.20	62.94	60.70	59.31
43.30	136.27	46.80	76.92	50.30	71.57	53.80	66.91	57.30	62.83	60.80	59.21
43.40	135.95	46.90	76.76	50.40	71.43	53.90	66.79	57.40	62.72	60.90	59.11

Lydden Hill Circuit



Circuit Length (miles)

1.00

**750 Motor Club Kit Cars
Provosional Results Race 1**

POS	NO	CL	NAME	NAT	ENTRY	TIME	LAPS	GAP	MPH	BEST
1	38	B	Steve TAYLOR		Sylva Phoenix	19:28.421	25		77.02	45.898
2	51	A	Tony ABSOLOM		Sylva Striker	19:47.410	25	18.989	75.79	45.981
3	4	B	Simon CHILDS		Sylva Phoenix	19:48.706	25	20.285	75.71	46.513
4	75	A	Matthew LEWIS		Eldon Roadster	19:55.772	25	27.351	75.26	47.143
5	13	A	Graham DASH		Sylva Striker	19:56.090	25	27.669	75.24	46.607
6	6	B	Andrew OWEN		Sylva Phoenix	19:56.652	25	28.231	75.21	46.692
7	71	B	Matt JONES		Westfield SE	19:57.471	25	29.050	75.15	46.873
8	25	B	Jonathan BARNETT		Sylva Phoenix	20:00.707	25	32.286	74.95	47.312
9	21	B	Nigel BROWN		Sylva Phoenix	20:02.745	24	1 LAP	71.83	47.681

NOT CLASSIFIED

46	B	Sheridan BELL		Procomp LA Gold	15:44.271	19	D.N.F.	72.43	47.754
----	---	---------------	--	-----------------	-----------	----	--------	-------	--------

FASTEST LAP

38	B	Steve TAYLOR		Sylva Phoenix	45.898	19	78.43mph	126.22kph
51	A	Tony ABSOLOM		Sylva Striker	45.981	17	78.29mph	126.00kph

LAP RECORD CLASS B
Weather/Track: Bright/Dry

MST sports timing

Lydden Hill
Circuit Length = 1.0000 miles.
Start: 12:37

Clerk of Course:  13.10	Stewards:	Timekeeper: 
---	-----------	--

750 Motor Club 750 Trophy Provisional Results Race 2

POS	NO	CL	NAME	NAT	ENTRY	TIME	LAPS	GAP	MPH	BEST
1	1	C	Don RAWSON		Rawson Special	10:40.137	12		67.48	52.111
2	2	C	Roger WINDLEY		Genie	10:46.968	12	6.831	66.77	52.641
3	21	C	David BRAND		Reliant RRK	11:35.857	12	55.720	62.08	56.572
4	33	D	Kerry HORAN		Vincent Trenberth	10:50.454	11	1 LAP	60.88	56.925
5	4	A	Graham CHAMBERS		A7 Ulster	11:15.977	11	1 LAP	58.58	58.151
6	10	B	Nick HAYWARD-COOK		A7 Monoposto	11:16.964	11	1 LAP	58.49	59.477
7	14	A	Mike GILBERT		Austin 7 Special	10:49.756	10	2 LAPS	55.40	1:02.176
8	26	B	Michael WHITBY		Austin 7 Special	11:37.546	10	2 LAPS	51.60	1:07.722
NOT CLASSIFIED										
5	C	Roger ROWE		RWR		9:04.989	10	D.N.F.	66.05	52.909
FASTEST LAP										
1	C	Don RAWSON		Rawson Special		52.111	2	69.08mph	111.17kph	
33	D	Kerry HORAN		Vincent Trenberth		56.925	7	63.24mph	101.77kph	
4	A	Graham CHAMBERS		A7 Ulster		58.151	7	61.90mph	99.63kph	
10	B	Nick HAYWARD-COOK		A7 Monoposto		59.477	5	60.52mph	97.40kph	

LAP RECORD CLASS A
Weather/Track: Bright/Dry

MST sports timing

Lydden Hill
Circuit Length = 1.0000 miles.
Start: 13:05

Clerk of Course:

Stewards:

Timekeeper:



13.24



750 Motor Club 750 Formula Provisional Results Race 3

POS	NO	CL	NAME	NAT	ENTRY	TIME	LAPS	GAP	MPH	BEST
1	1		Peter BOVE		Darvi 88/P	11:34.935	15		77.70	45.239
2	3		Mick HARRIS		Darvi 877	11:35.718	15	0.783	77.61	45.365
3	2		Bob SIMPSON		SS Reliant	11:44.042	15	9.107	76.70	45.972
4	4		Antony RAINE		Centaur Mk16	11:44.629	15	9.694	76.63	46.240
5	66	B	William JOHNSTON		Centaur Mk16	12:11.684	15	36.749	73.80	47.325
6	6	A	Paul MORRIS		Darvi 92J	12:11.849	15	36.914	73.78	47.541
7	8	B	Andrew LAKE		Darvi Mk5B	11:37.556	14	1 LAP	72.25	48.397
8	40	B	Bill RUTTER		Centaur Mk16	11:40.845	14	1 LAP	71.91	48.439
9	30		Peter SLEIGHT		Darvi Mk5	11:46.306	14	1 LAP	71.35	48.064
10	27	B	Sue BUXTON		Darvi Mk5/97	12:07.612	14	1 LAP	69.26	50.060
11	31	B	John SLEIGHT		Phoenix 799	12:11.278	14	1 LAP	68.92	49.780
12	42	B	Martin KEMP		Darvi Mk6	12:13.278	14	1 LAP	68.73	47.975
13	21	B	Ian ALLEN		Hague 81	12:14.611	14	1 LAP	68.60	50.672
14	24	B	Dick HARTLE		Ingham 3 GT	11:37.866	13	2 LAPS	67.06	52.313

NOT CLASSIFIED

43			Dick HARVEY		Darvi - 91D	3:24.908	4	D.N.F.	70.27	48.802
10			Rodney HILL		Mystic T4/21		0	D.N.F.	N/A	

FASTEST LAP

1			Peter BOVE		Darvi 88/P	45.239	11	79.57mph	128.06kph
66	B		William JOHNSTON		Centaur Mk16	47.325	8	76.07mph	122.42kph
6	A		Paul MORRIS		Darvi 92J	47.541	5	75.72mph	121.86kph

Non-starters: 5 & 7
Weather/Track: Sunny/Dry

Lydden Hill
Circuit Length = 1.0000 miles.
Start: 13:26

MST sports timing

Clerk of Course:

 13.50

Stewards:

Timekeeper:



Demon Tweaks/Yokohama/CCC Stock Hatch

Provisional Results Race 4

POS	NO	CL	NAME	NAT	ENTRY	TIME	LAPS	GAP	MPH	BEST
1	42		Daniel NEIL		Peugeot 205 GTi	13:05.906	15		68.71	51.705
2	3		Pete MORGAN		Fiesta XR2	13:06.075	15	0.169	68.69	51.651
3	19		Matt LEWIS		Fiesta XR2	13:11.164	15	5.258	68.25	52.006
4	96		Gareth WRIGHT		Peugeot XSi	13:12.680	15	6.774	68.12	51.739
5	8		James WARNER		Fiesta XR2	13:17.614	15	11.708	67.70	51.999
6	92		Paul McMILLAN		Citroen Saxo	13:17.956	15	12.050	67.67	52.458
7	80		Mark HAMMERSLEY		Fiesta XR2	13:22.507	15	16.601	67.28	52.457
8	56		Jim MUSKER		Fiesta XR2	13:24.356	15	18.450	67.13	52.121
9	34		Chris BALL		Fiesta XR2	13:25.099	15	19.193	67.07	52.178
10	10		Paul TIBBS		Fiesta XR2	13:25.949	15	20.043	67.00	52.372
11	15		Dave BALDING		Fiesta XR2	13:26.096	15	20.190	66.99	51.858
12	79		Gary PARKES		Fiesta XR2	13:28.087	15	22.181	66.82	52.561
13	51		Derek ROZIER		Fiesta XR2	13:29.629	15	23.723	66.69	52.752
14	82		Ian KAY		Fiesta XR2	13:30.526	15	24.620	66.62	52.688
15	65		Terry ROUGHTON		Peugeot 205 GTi	13:30.917	15	25.011	66.59	52.116
16	62		Cliff PELLIN		Fiesta XR2	13:31.248	15	25.342	66.56	52.528
17	67		Mark ALDEN		Fiesta XR2	13:31.712	15	25.806	66.52	52.729
18	27		Stewart NIND		Peugeot GTi	13:32.223	15	26.317	66.48	52.801
19	100		Wayne BAILEY		Peugeot 205 GTi	13:48.961	15	43.055	65.14	52.675
20	58		Martin BOON		Fiesta Si	13:54.878	15	48.972	64.68	53.735
21	28		Kevin HATCH		Fiesta XR2	13:08.361	14	1 LAP	63.93	52.560

FASTEST LAP

3	Pete MORGAN	Fiesta XR2	51.651	5	69.69mph	112.16kph
---	-------------	------------	--------	---	----------	-----------

Weather/Track: Cloudy/Dry

MST sports timing

Lydden Hill
Circuit Length = 1.0000 miles.
Start: 13:44

Clerk of Course:

 14.16

Stewards:

Timekeeper:



Demon Tweeks/Yokohama/CCC Stock Hatch

Provisional Results Race 5

POS	NO	CL	NAME	NAT	ENTRY	TIME	LAPS	GAP	MPH	BEST
1	72		Simon HARVEY		Peugeot 205 GTi	7:09.994	8		66.97	52.773
2	39		Richard KINGSNORTH		Peugeot 205 GTi	7:20.844	8	10.850	65.32	53.581
3	55		Tony HEADLAND		Fiesta XR2	7:21.494	8	11.500	65.23	53.614
4	17		Tom REYNOLDS		Golf GTi	7:21.792	8	11.798	65.18	53.089
5	110		Mark RODWAY		Peugeot 205 GTi	7:22.496	8	12.502	65.08	53.086
6	32		Daniel ADDERLEY		Peugeot 205 GTi	7:24.318	8	14.324	64.81	53.024
7	57		Richard HERBERT		Fiesta XR2	7:27.153	8	17.159	64.40	53.617
8	118		Richard MOORE		Peugeot 205 GTi	7:27.694	8	17.700	64.33	53.584
9	44		Simon WELFORD		Fiesta XR2i	7:28.829	8	18.835	64.16	53.709
10	47		Frances WOOD		Peugeot 205 GTi	7:29.951	8	19.957	64.00	53.774
11	54		Michael WRIGHT		Fiesta XR2	7:37.178	8	27.184	62.99	54.717
12	69		Richard WARNER		Fiesta XR2	7:37.869	8	27.875	62.90	55.091
13	75		Simon BOWYER		Fiesta XR2	7:38.598	8	28.604	62.80	54.324
14	106		Phillip MANSFIELD		Fiesta XR2	7:52.206	8	42.212	60.99	56.480
15	33		Jonathan HOWES		Fiesta XR2	7:52.306	8	42.312	60.97	54.447

NOT CLASSIFIED

23		Charles COZENS	Peugeot 1.4 XSi	4:38.242	5	D.N.F.	64.69	53.100
60		Andrew MILLER	Fiesta XR2		0	D.N.F.	N/A	
11		Gordon MACMILLAN	Peugeot 205 GTi		0	D.N.F.	N/A	

FASTEST LAP

72		Simon HARVEY	Peugeot 205 GTi	52.773	6	68.21mph	109.78kph
----	--	--------------	-----------------	--------	---	----------	-----------

Restart at 14:26 without 40, 61 & 108
Weather/Track: Bright/Dry

Lydden Hill
Circuit Length = 1.0000 miles.
Start: 14:06


MST sports timing

Clerk of Course:

 14.41

Stewards:

Timekeeper:



**750 Motor Club Locost supported by Stuart Taylor Motorsport
Provisional Results Race 6**

POS	NO	CL	NAME	NAT	ENTRY	TIME	LAPS	GAP	MPH	BEST
1	62		Brian MITCHAM		Locost	17:12.316	20		69.74	50.805
2	3		Darren BANKS		Locost	17:15.224	20	2.908	69.55	50.946
3	70		James GRANTHAM		Locost	17:23.851	20	11.535	68.97	51.227
4	7		Royce GREY		Locost	17:35.582	20	23.266	68.20	51.477
5	15		Richard CARTLEDGE		Locost	17:35.980	20	23.664	68.18	51.583
6	41		Brett TOWNSEND		Locost	17:36.833	20	24.517	68.12	51.951
7	35		Alex JULLIEN		Locost	17:37.283	20	24.967	68.09	51.819
8	14		Steve KIMBER		Locost	17:37.782	20	25.466	68.06	51.525
9	1		Darryl BECKWITH		Locost	17:38.266	20	25.950	68.03	51.544
10	5		Malcolm MITTON		Locost	17:38.594	20	26.278	68.01	51.670
11	6		Tim GRAY		Locost	17:38.791	20	26.475	68.00	51.798
12	9		Andrew CRAPNELL		Locost	17:40.665	20	28.349	67.88	51.855
13	49		Mark CRANKSHAW		Locost	17:42.988	20	30.672	67.73	51.809
14	46		Justin BOAK		Locost	17:49.217	20	36.901	67.33	51.773
15	87		Alan YEARLEY		Locost	17:50.784	20	38.468	67.24	52.488
16	11		Ivan THOMAS		Locost	18:04.176	20	51.860	66.41	53.019
17	36		Danny CASSAR		Locost	17:27.144	19	1 LAP	65.32	53.204
18	34		Ian GIBSON		Locost	17:50.131	19	1 LAP	63.91	54.625
19	27		Alex HUGHES		Locost	17:51.348	19	1 LAP	63.84	53.906
20	18		Philip O'HALLORAN		Locost	18:01.754	19	1 LAP	63.23	54.405

NOT CLASSIFIED

52	Simon READ	Locost	5:23.056	6	D.N.F.	66.86	51.525
----	------------	--------	----------	---	--------	-------	--------

FASTEST LAP

62	Brian MITCHAM	Locost	50.805	8	70.85mph	114.03kph
----	---------------	--------	--------	---	----------	-----------

No 1 includes 2.5 second penalty: J16.1.2.
Weather/Track: Sunny/Dry

MST sports timing

Lydden Hill
Circuit Length = 1.0000 miles.
Start 14:44

Clerk of Course:

 15.55

Stewards:

Timekeeper:



750 Motor Club 750 Trophy Provisional Results Race 7

POS	NO	CL	NAME	NAT	ENTRY	TIME	LAPS	GAP	MPH	BEST
1	1	C	Don RAWSON		Rawson Special	10:34.256	12		68.11	51.615
2	2	C	Roger WINDLEY		Genie	10:35.538	12	1.282	67.97	51.885
3	21	C	David BRAND		Reliant RRK	10:46.111	11	1 LAP	61.29	57.199
4	4	A	Graham CHAMBERS		A7 Ulster	11:01.364	11	1 LAP	59.87	57.099
5	10	B	Nick HAYWARD-COOK		A7 Monoposto	11:06.893	11	1 LAP	59.38	58.894
6	14	A	Mike GILBERT		Austin 7 Special	11:14.449	11	1 LAP	58.71	59.932
7	26	B	Michael WHITBY		Austin 7 Special	11:35.057	10	2 LAPS	51.79	1:07.757
NOT CLASSIFIED										
5	C	Roger ROWE	RWR			7:07.664	8	D.N.F.	67.34	51.358
33	D	Kerry HORAN	Vincent Trenberth			1:02.703	1	D.N.F.	57.41	1:02.703
FASTEST LAP										
5	C	Roger ROWE	RWR			51.358	7	70.09mph	112.80kph	
4	A	Graham CHAMBERS	A7 Ulster			57.099	10	63.04mph	101.46kph	
10	B	Nick HAYWARD-COOK	A7 Monoposto			58.894	10	61.12mph	98.37kph	
33	D	Kerry HORAN	Vincent Trenberth			1:02.703	1	57.41mph	92.39kph	

LAP RECORD CLASS A
Weather/Track: Sunny/Dry

MST sports timing

Lydden Hill
Circuit Length = 1.0000 miles.
Start: 15:10

Clerk of Course:  15:26	Stewards:	Timekeeper: 
---	-----------	--

750 Motor Club 750 Formula Provisional Results Race 8

POS	NO	CL	NAME	NAT	ENTRY	TIME	LAPS	GAP	MPH	BEST
1	1		Peter BOVE		Darvi 88/P	11:34.324	15		77.77	45.410
2	2		Bob SIMPSON		SS Reliant	11:37.601	15	3.277	77.40	45.483
3	4		Antony RAINE		Centaur Mk16	11:49.008	15	14.684	76.16	46.496
4	6	A	Paul MORRIS		Darvi 92J	12:09.975	15	35.651	73.97	47.473
5	3		Mick HARRIS		Darvi 877	12:10.165	15	35.841	73.95	45.763
6	43		Dick HARVEY		Darvi - 91D	11:36.585	14	1 LAP	72.35	48.151
7	30		Peter SLEIGHT		Darvi Mk5	11:39.506	14	1 LAP	72.05	48.843
8	40	B	Bill RUTTER		Centaur Mk16	11:39.732	14	1 LAP	72.02	48.731
9	8	B	Andrew LAKE		Darvi Mk5B	11:40.289	14	1 LAP	71.97	49.109
10	27	B	Sue BUXTON		Darvi Mk5/97	11:54.339	14	1 LAP	70.55	49.788
11	31	B	John SLEIGHT		Phoenix 799	12:05.145	14	1 LAP	69.50	50.213
12	21	B	Ian ALLEN		Hague 81	12:18.397	14	1 LAP	68.25	50.268
13	10		Rodney HILL		Mystic T4/21	11:36.956	13	2 LAPS	67.14	48.854
14	24	B	Dick HARTLE		Ingham 3 GT	11:48.928	13	2 LAPS	66.01	53.241

NOT CLASSIFIED

66	B	William JOHNSTON		Centaur Mk16	6:48.345	8	D.N.F.	70.52	49.393
----	---	------------------	--	--------------	----------	---	--------	-------	--------

FASTEST LAP

1		Peter BOVE		Darvi 88/P	45.410	13	79.27mph	127.58kph
6	A	Paul MORRIS		Darvi 92J	47.473	10	75.83mph	122.04kph
40	B	Bill RUTTER		Centaur Mk16	48.731	7	73.87mph	118.89kph


Non-starter: 42
Weather/Track: Bright/Dry

Lydden Hill
Circuit Length = 1.0000 miles.
Start: 15:33

MST sports timing

Clerk of Course:  15 52

Stewards:

Timekeeper: 

Demon Tweaks/Yokohama/CCC Stock Hatch

Provisional Results Race 9

POS	NO	CL	NAME	NAT	ENTRY	TIME	LAPS	GAP	MPH	BEST
1	1		Tony SCARLETT		Peugeot 106 XSi	13:07.513	15		68.57	51.439
2	9		Craig SHEPHERD		Fiesta XR2	13:07.723	15	0.210	68.55	51.697
3	7		Glenn STOKES		Peugeot 106	13:07.967	15	0.454	68.53	51.803
4	16		Alan THORNDYKE		Peugeot 205 GTi	13:08.231	15	0.718	68.50	51.649
5	0		Paul TAYLOR		Peugeot 205 GTi	13:08.494	15	0.981	68.48	51.437
6	2		Andy BURGESS		Suzuki Swift GTi	13:09.534	15	2.021	68.39	51.770
7	12		Carl TOWNEND		Peugeot 106 XSi	13:10.875	15	3.362	68.27	51.766
8	3		Pete MORGAN		Fiesta XR2	13:14.388	15	6.875	67.97	52.136
9	42		Daniel NEIL		Peugeot 205 GTi	13:15.202	15	7.689	67.90	52.032
10	19		Matt LEWIS		Fiesta XR2	13:18.440	15	10.927	67.63	52.218
11	8		James WARNER		Fiesta XR2	13:18.757	15	11.244	67.60	52.102
12	96		Gareth WRIGHT		Peugeot XSi	13:19.445	15	11.932	67.54	51.599
13	80		Mark HAMMERSLEY		Fiesta XR2	13:23.730	15	16.217	67.18	52.383
14	34		Chris BALL		Fiesta XR2	13:24.158	15	16.645	67.15	52.272
15	15		Dave BALDING		Fiesta XR2	13:24.856	15	17.343	67.09	52.089
16	56		Jim MUSKER		Fiesta XR2	13:25.677	15	18.164	67.02	52.364
17	92		Paul McMILLAN		Citroen Saxo	13:26.207	15	18.694	66.98	52.659
18	79		Gary PARKES		Fiesta XR2	13:27.174	15	19.661	66.90	52.351
19	10		Paul TIBBS		Fiesta XR2	13:33.447	15	25.934	66.38	52.808
20	51		Derek ROZIER		Fiesta XR2	13:35.282	15	27.769	66.23	52.753

NOT CLASSIFIED

22	Hilary HOWLETT	Peugeot 106 XSi	9:35.315	11	D.N.F.	68.83	51.490
----	----------------	-----------------	----------	----	--------	-------	--------

FASTEST LAP

0	Paul TAYLOR	Peugeot 205 GTi	51.437	2	69.98mph	112.63kph
---	-------------	-----------------	--------	---	----------	-----------

Weather/Track: Sunny/Dry

MST sports timing

Lydden Hill
Circuit Length = 1.0000 miles.
Start: 15:56

Clerk of Course:

[Signature] 16.12

Stewards:

Timekeeper:

[Signature]

Demon Tweeks/Yokohama/CCC Stock Hatch

Provisional Results Race 10

POS	NO	CL	NAME	NAT	ENTRY	TIME	LAPS	GAP	MPH	BEST
1	42		Daniel NEIL		Peugeot 205 GTi	17:22.769	20		69.04	51.690
2	96		Gareth WRIGHT		Peugeot XSi	17:23.418	20	0.649	69.00	51.561
3	9		Craig SHEPHERD		Fiesta XR2	17:26.115	20	3.346	68.82	51.520
4	7		Glenn STOKES		Peugeot 106	17:28.052	20	5.283	68.69	51.585
5	12		Carl TOWNEND		Peugeot 106 XSi	17:34.385	20	11.616	68.28	51.847
6	3		Pete MORGAN		Fiesta XR2	17:36.452	20	13.683	68.15	51.777
7	8		James WARNER		Fiesta XR2	17:36.733	20	13.964	68.13	51.906
8	28		Kevin HATCH		Fiesta XR2	17:36.946	20	14.177	68.12	51.750
9	61		Tony TAYLOR		Peugeot 205 GTi	17:41.124	20	18.355	67.85	52.328
10	34		Chris BALL		Fiesta XR2	17:41.224	20	18.455	67.84	52.057
11	80		Mark HAMMERSLEY		Fiesta XR2	17:44.590	20	21.821	67.63	52.346
12	72		Simon HARVEY		Peugeot 205 GTi	17:45.075	20	22.306	67.60	52.159
13	79		Gary PARKES		Fiesta XR2	17:45.596	20	22.827	67.56	52.341
14	65		Terry ROUGHTON		Peugeot 205 GTi	17:51.407	20	28.638	67.20	52.275
15	19		Matt LEWIS		Fiesta XR2	17:51.654	20	28.885	67.18	52.145
16	92		Paul McMILLAN		Citroen Saxo	17:52.213	20	29.444	67.15	52.319
17	15		Dave BALDING		Fiesta XR2	17:52.457	20	29.688	67.13	52.287
18	10		Paul TIBBS		Fiesta XR2	17:56.745	20	33.976	66.86	52.557
19	51		Derek ROZIER		Fiesta XR2	18:00.091	20	37.322	66.66	52.410
20	32		Daniel ADDERLEY		Peugeot 205 GTi	18:09.909	20	47.140	66.06	52.929

NOT CLASSIFIED

11	Gordon MACMILLAN	Peugeot 205 GTi	5:28.920	6	D.N.F.	65.66	52.926
----	------------------	-----------------	----------	---	--------	-------	--------

FASTEST LAP

9	Craig SHEPHERD	Fiesta XR2	51.520	7	69.87mph	112.45kph
---	----------------	------------	--------	---	----------	-----------

Weather/Track: Bright/Dry

MST sports timing

Lydden Hill
Circuit Length = 1.0000 miles.
Start: 14:34

Clerk of Course:

[Signature] 15:00

Stewards:

Timekeeper:

Demon Tweeks/Yokohama/CCC Stock Hatch Provisional Results Race 11

POS	NO	CL	NAME	NAT	ENTRY	TIME	LAPS	GAP	MPH	BEST
1	56		Jim MUSKER		Fiesta XR2	17:56.352	20		66.89	52.570
2	62		Cliff PELLIN		Fiesta XR2	17:59.823	20	3.471	66.67	52.534
3	27		Stewart NIND		Peugeot GTi	18:00.250	20	3.898	66.65	52.785
4	67		Mark ALDEN		Fiesta XR2	18:02.046	20	5.694	66.54	53.008
5	82		Ian KAY		Fiesta XR2	18:03.683	20	7.331	66.44	52.800
6	110		Mark RODWAY		Peugeot 205 GTi	18:04.256	20	7.904	66.40	53.121
7	39		Richard KINGSNORTH		Peugeot 205 GTi	18:05.317	20	8.965	66.34	53.327
8	17		Tom REYNOLDS		Golf GTi	18:05.488	20	9.136	66.33	53.261
9	60		Andrew MILLER		Fiesta XR2	18:06.936	20	10.584	66.24	53.087
10	100		Wayne BAILEY		Peugeot 205 GTi	18:07.152	20	10.800	66.22	52.898
11	118		Richard MOORE		Peugeot 205 GTi	18:09.372	20	13.020	66.09	53.608
12	55		Tony HEADLAND		Fiesta XR2	18:13.220	20	16.868	65.86	53.446
13	33		Jonathan HOWES		Fiesta XR2	18:24.883	20	28.531	65.16	53.982
14	57		Richard HERBERT		Fiesta XR2	18:25.145	20	28.793	65.15	54.012
15	47		Frances WOOD		Peugeot 205 GTi	18:25.603	20	29.251	65.12	54.086
16	54		Michael WRIGHT		Fiesta XR2	18:34.037	20	37.685	64.63	54.693
17	75		Simon BOWYER		Fiesta XR2	18:38.001	20	41.649	64.40	54.774
18	106		Phillip MANSFIELD		Fiesta XR2	18:43.812	20	47.460	64.06	55.094

NOT CLASSIFIED

23	Charles COZENS	Peugeot 1.4 XSi	14:59.471	16	D.N.F.	64.03	52.382
44	Simon WELFORD	Fiesta XR2i	11:03.183	12	D.N.F.	65.14	53.840

FASTEST LAP

23	Charles COZENS	Peugeot 1.4 XSi	52.382	3	68.72mph	110.60kph
----	----------------	-----------------	--------	---	----------	-----------

Non-starter: 108
Weather/Track: Cloudy/Dry

MST sports timing

Lydden Hill
Circuit Length = 1.0000 miles.
Start: 15:01

Clerk of Course:

Stewards:

Timekeeper:

**750 Motor Club Locost supported by Stuart Taylor Motorsport
Provisional Results Race 12**

POS	NO	CL	NAME	NAT	ENTRY	TIME	LAPS	GAP	MPH	BEST
1	62		Brian MITCHAM		Locost	12:56.627	15		69.53	51.041
2	70		James GRANTHAM		Locost	12:59.975	15	3.348	69.23	50.832
3	1		Darryl BECKWITH		Locost	13:01.060	15	4.433	69.13	51.111
4	3		Darren BANKS		Locost	13:01.232	15	4.605	69.12	51.083
5	6		Tim GRAY		Locost	13:01.375	15	4.748	69.10	51.047
6	35		Alex JULLIEN		Locost	13:08.441	15	11.814	68.49	51.661
7	7		Royce GREY		Locost	13:09.239	15	12.612	68.42	51.385
8	52		Simon READ		Locost	13:09.395	15	12.768	68.40	51.143
9	5		Malcolm MITTON		Locost	13:15.559	15	18.932	67.87	51.794
10	49		Mark CRANKSHAW		Locost	13:15.920	15	19.293	67.84	51.760
11	46		Justin BOAK		Locost	13:16.489	15	19.862	67.79	51.675
12	9		Andrew CRAPNELL		Locost	13:16.931	15	20.304	67.76	51.413
13	87		Alan YEARLEY		Locost	13:17.562	15	20.935	67.70	51.858
14	11		Ivan THOMAS		Locost	13:33.535	15	36.908	66.37	53.190
15	36		Danny CASSAR		Locost	13:39.880	15	43.253	65.86	53.305
16	18		Philip O'HALLORAN		Locost	13:40.502	15	43.875	65.81	53.174
17	34		Ian GIBSON		Locost	13:12.246	14	1 LAP	63.61	54.753

NOT CLASSIFIED

15		Richard CARTLEDGE	Locost	9:45.785	11	D.N.F.	67.60	51.583
27		Alex HUGHES	Locost	1:04.513	1	D.N.F.	55.80	1:04.513

FASTEST LAP

70		James GRANTHAM	Locost	50.832	8	70.82mph	113.97kph
----	--	----------------	--------	--------	---	----------	-----------

Non-starter: 41
Weather/Track: Bright/Dry

MST sports timing

Lydden Hill
Circuit Length = 1.0000 miles.
Start: 15:28

Clerk of Course:  15.54	Stewards:	Timekeeper: 
--	-----------	--

Demon Tweaks/Yokohama/CCC Hot Hatch Provisional Results Race 13

POS	NO	CL	NAME	NAT	ENTRY	TIME	LAPS	GAP	MPH	BEST
1	22	A	Andy FELLO		Fiesta XR2	20:34.152	25		72.92	48.705
2	9	A	Martyn CULLEY		Fiesta XR2	20:35.547	25	1.395	72.84	48.864
3	13	A	Adrian LOWES		Escort 1600S	20:42.918	25	8.766	72.41	48.994
4	51	A	Simon HILL		Peugeot 205 GTi	20:44.501	25	10.349	72.31	49.058
5	10	B	Lee REYNOLDS		Citroen AX GTi	20:47.029	25	12.877	72.17	49.027
6	21	B	Patrick PURCELL		Vauxhall Nova	20:48.433	25	14.281	72.09	49.054
7	11	A	Mark AHLIN		Saxo VTR	20:53.313	25	19.161	71.81	49.118
8	15	A	Barrie CULLEY		Fiesta XR2	21:00.433	25	26.281	71.40	48.976
9	50	A	John HAMMERSLEY		Peugeot 205 GTi	21:00.896	25	26.744	71.37	49.279
10	84	B	Mark BUSH		Rover Metro GTi	21:07.662	25	33.510	70.99	49.587
11	29	A	Craig DAWSON		Fiesta XR2	21:08.332	25	34.180	70.95	50.033
12	55	A	Steve HORNER		Fiesta RS 1800	21:13.597	25	39.445	70.66	50.003

NOT CLASSIFIED

97	B	Andy McLENNAN		Suzuki Swift	11:06.230	13	D.N.F.	70.24	50.026
1	A	Mark CUNNINGHAM		Fiesta	3:42.315	4	D.N.F.	64.77	54.639
33	B	Mark ROUTLEDGE		Fiesta		0	D.N.F.	N/A	

FASTEST LAP

22	A	Andy FELLO		Fiesta XR2	48.705	7	73.91mph	118.95kph
10	B	Lee REYNOLDS		Citroen AX GTi	49.027	12	73.42mph	118.17kph

Non-starters: 35 & 38
Weather/Track: Bright/Dry

MST sports timing

Lydden Hill
Circuit Length = 1.0000 miles.
Start: 15:55

Clerk of Course:

 16.39

Stewards:

Timekeeper:



Demon Tweeks/Yokohama/CCC Stock Hatch

Provisional Results Race 14

POS	NO	CL	NAME	NAT	ENTRY	TIME	LAPS	GAP	MPH	BEST
1	0		Paul TAYLOR		Peugeot 205 GTi	12:05.743	14		69.44	51.120
2	22		Hilary HOWLETT		Peugeot 106 XSi	12:10.539	14	4.796	68.99	51.536
3	1		Tony SCARLETT		Peugeot 106 XSi	12:11.460	14	5.717	68.90	51.500
4	42		Daniel NEIL		Peugeot 205 GTi	12:15.194	14	9.451	68.55	51.795
5	7		Glenn STOKES		Peugeot 106	12:17.617	14	11.874	68.32	51.868
6	96		Gareth WRIGHT		Peugeot XSi	12:17.972	14	12.229	68.29	51.527
7	12		Carl TOWNEND		Peugeot 106 XSi	12:18.847	14	13.104	68.21	51.756
8	28		Kevin HATCH		Fiesta XR2	12:19.026	14	13.283	68.19	51.723
9	3		Pete MORGAN		Fiesta XR2	12:19.086	14	13.343	68.19	51.862
10	8		James WARNER		Fiesta XR2	12:21.059	14	15.316	68.01	52.017
11	34		Chris BALL		Fiesta XR2	12:25.089	14	19.346	67.64	52.181
12	9		Craig SHEPHERD		Fiesta XR2	12:25.546	14	19.803	67.60	52.298
13	80		Mark HAMMERSLEY		Fiesta XR2	12:26.673	14	20.930	67.49	52.254
14	19		Matt LEWIS		Fiesta XR2	12:27.104	14	21.361	67.46	51.988
15	92		Paul McMILLAN		Citroen Saxo	12:29.289	14	23.546	67.26	52.265
16	61		Tony TAYLOR		Peugeot 205 GTi	12:29.750	14	24.007	67.22	52.326
17	72		Simon HARVEY		Peugeot 205 GTi	12:33.156	14	27.413	66.91	52.782
18	10		Paul TIBBS		Fiesta XR2	12:35.278	14	29.535	66.73	52.705
19	65		Terry ROUGHTON		Peugeot 205 GTi	12:35.458	14	29.715	66.71	52.660
20	79		Gary PARKES		Fiesta XR2	12:35.859	14	30.116	66.67	52.580

FASTEST LAP

0	Paul TAYLOR	Peugeot 205 GTi	51.120	3	70.42mph	113.33kph
---	-------------	-----------------	--------	---	----------	-----------

Restarted at 16:48 without 15.
Weather/Track: Cloudy/Dry

Lydden Hill
Circuit Length = 1.0000 miles.
Start: 16:27

MST sports timing

Clerk of Course:

[Signature] 17.05

Stewards:

Timekeeper:

[Signature]