




CHAMPIONSHIP CAR RACES

Club Motorsport at its best!



OFFICIAL PROGRAMME

OULTON	<i>April 6th</i>	£2.00
---------------	------------------	--------------



This meeting is held under the General Regulations of the MSA (incorporating the provisions of the International Sporting Code of the FIA) and the Supplementary Regulations, Final Instructions and any written instructions which the Organisers issue for the race meeting. MSA Permit No: 10608.

APPROXIMATE TIMETABLE

Practice Sessions	
	Time
Demon Tweeks/Yokohama/CCC Hot Hatch Championship	9.00
750 Motor Club Formula Vee Championship - session A	9.25
750 Motor Club Formula Vee Championship - session B	9.50
750 Motor Club Kit Car Championship - class A	10.15
750 Motor Club Kit Car Championship - class B	10.35
Demon Tweeks/Yokohama/CCC Stock Hatch Championship -session A	11.00
Demon Tweeks/Yokohama/CCC Stock Hatch Championship -session B	11.20
750 Motor Club Locost Championship - session A	11.45
750 Motor Club Locost Championship - session B	12.10
Races	
1: Demon Tweeks/Yokohama/CCC Hot Hatch Championship	1.25
2: 750 Motor Club Formula Vee Championship - Heat	1.50
3: 750 Motor Club Kit Car Championship - class A	2.20
4: Demon Tweeks/Yokohama/CCC Stock Hatch Championship	2.45
5: 750 Motor Club Locost Championship - Heat	3.10
6: Demon Tweeks/Yokohama/CCC Hot Hatch Championship	3.35
7: 750 Motor Club Formula Vee Championship - Final	4.00
8: 750 Motor Club Kit Car Championship - class B	4.30
9: Demon Tweeks/Yokohama/CCC Hot Hatch Championship	5.00
10: 750 Motor Club Locost Championship - Final	5.25

The organisers reserve the right, with the permission of the Stewards of the Meeting and/or the Clerk of Course, to change the order in which events are run and to postpone, cancel or abandon the meeting or any part thereof.

RACE MEETING OFFICIALS

MSA STEWARD

E.Cowall

CLERKS OF COURSE

V.Ayres

DEPUTY CLERKS

J.Floyd J.Smith

DRIVING STANDARDS

OBSERVERS

A.Jones

CLUB STEWARDS

E.Minhinnick L.Jones

TIMEKEEPERS

T.Stevens (Chief) A.Stevens

K.Allman E.Evans

J.Pover D.Allman

SCRUTINEERS

D.F.D.Smith (Chief) P.Hewer

D.Baxter J.Barlow

I.Brocklesby S.Ford

A.Billett H.Fisher

J.Atkinson

INCIDENT OFFICER

A.Bennett

CHIEF MARSHAL

P.Harding

CHIEF OBSERVER

P.Stenning

CHIEF MEDICAL OFFICER

Dr.M.Sadiq

RACE RESCUE UNIT

750 Motor Club

COMMENTATOR

R.Sproston M.Cookson

SECRETARY OF THE MEETING

Robin Knight

MARSHALS

750 Motor Club
BMRMC & friends

Races 1 & 6

12 Laps

Demon Tweeks/Yokohama/CCC Hot Hatch Championship

NO	CLS	DRIVER	CAR DETAILS	CCS	HOMETOWN	CLUB
1	A	Mark Cunningham	Fiesta	1600	Southwater	750
9	A	Martyn Culley	Fiesta XR2	1600	Andover	750
10	B	Lee Reynolds	Citroen AX GTi	1360	Church Stretton	750
11	A	Mark Ahlin	Sozo VTR	1600	Great Dunmow	750
13	A	Adrian Lowes	Escort XR3	1600	Horsham	750
15	A	Barrie Culley	Fiesta XR2	1600	Basingstoke	750
16	B	Marc Gliddon	Rover Metro GTi	1400	Brockham	750
17	A	Andrew Dunlop	Astra GTE	2000	Longsight	750
20	A	Geoff Bluff	Vauxhall Nova GTE	1600	Sheffield	750
21	B	Patrick Purcell	Vauxhall Nova	1389	Washington	750
22	A	Andy Fells	Fiesta XR2	1600	Basildon	750
29	A	Craig Dawson	Fiesta XR2	1600	Towcester	750
31	A	Lewis Williams	Fiesta XR2	1600	Guildford	750
32	A	Richard Walmsley	Peugeot 106 GTi 16v	1600	Dewsbury	750
35	B	Keith Piper	Vauxhall Corsa SRi	1389	Haywards Heath	750
43	A	Martin Rutherford	Fiesta XR2	1600	Harrow	750
45	A	Paul Brown	Fiesta XR2	1600	Rugeley	750
50	A	John Hammersley	Peugeot 205 GTi	1600	Stone	750
55	A	Steve Horner	Fiesta RS 1800	1800	Buckingham	750
84	B	Mark Bush	Rover Metro GTi	1400	Milton Keynes	750
91	A	Paul Fines - Allin	Fiesta XR2	1600	Croprey	750
97	B	Andy McLennan	Suzuki Swift	1300	London Colney	750

Demon Tweeks, Yokohama tyres and Cars & Car Conversions Magazine are the main sponsors for this year's Hot Hatch Championship which attracts a wide range of popular hatchback cars of up to 2000cc. Cars are allowed engine and suspension modifications, standard pattern brakes and all must use the Yokohama A032R 'control' tyre. This together with a weight penalty for leading cars ensures close racing without excessive budgets.

Race 2/7**15 Laps****750 MC Formula Vee Championship**

NO	DRIVER	CAR DETAILS	CCS	HOMETOWN	CLUB
1	Jeremy Clark	Spyder GAC	1300	Attleborough	750
5	Bill Burnett	Sheane	1300	Fordcombe	750
12	Guy Bellingham	GAC 01	1300	Aylesbury	750
20	Derek Willetts	Falcon Mk2	1300	Great Barr	750
23	Adrian Weston	Formula Vee	1300	Loughton	750
26	Peter Andrews	Sheane 2001	1300	Gr Barr	750
28	Patrick Sherrington	Scarab Mk2	1300	Bagshot	750
33	Andy Metcalf	Leystone JH001	1300	Womersley	750
36	Peter Kalpakiotis	Leystone AHS	1300	Marden	750
42	Ian Ellis	Scarab Mk4	1300	Macclesfield	750
45	Dan Asprey	Sheane Mark II	1300	Warrington	750
50	James B Conyers	Conyers V2	1300	Mirfield	750
54	Ian Fuller	Rossallini FV931	1300	Rugby	750
57	Neil Chilleystone	Scarab Mk2	1300	Hingham	750
60	Bob Higgins	Sheane	1300	Arundel	750
66	Jamie Hall	Sheane 96	1300	Canvey Island	750
68	Steven Ough	Leystone	1300	Bradford	750
85	Tony Dawson	Sheane	1300	Ealing	750
91	Paul Nicholls	Leystone 98	1300	Loughborough	750
97	Mark Dunham	Sheane	1300	Ely	750


The above drivers will be in the 1st Vee practice session;
those on the next page are in the 2nd Vee session.

From the combined practice times the slowest 26 will go into Race 2, the remainder into Race 7.
The grid for Race 7 will be topped-up to 26 by the top finishers in Race 2.

The 750 Motor Club Formula Vee championship is ideal for beginner and 'expert' alike, looking for competitive single seater racing on a low budget. It has been run by the 750 Motor Club since 1980 and is probably the cheapest way to go single seater racing in the UK. Engine, gearbox and much of the suspension and braking system is from the VW 1300 Beetle and this, along with a Dunlop 'control' tyre puts the emphasis on driver ability to win races.

Race 2/7**15 Laps****750 MC Formula Vee Championship**


NO	DRIVER	CAR DETAILS	CCS	HOMETOWN	CLUB
2	Trevor Welsh	Leystone 2001	1300	Durham	750
7	Stephen Kershaw	Leystone JH003	1300	Swords	750
19	Simon Readman	Spyder	1300	Allestree	750
21	Ian Jordan	Sheane 98	1300	Tonbridge	750
24	Alan Robinson	Leystone AHS	1300	Weston Hall	750
27	Nik Boatz	Sheane GAC	1300	High Wycombe	750
29	Simon Livesley	Scarab Mk 4	1300	Richester	750
35	Mike Jenvey	Sheane	1300	South Woodford	750
38	David Heavey	Leystone JH002	1300	Kilmeegue	750
43	John Stapleton	Leystone JH002	1300	Crayford	750
46	John Bowles	Roy 87	1300	Sevenoaks	750
51	Alistair Heslop	Scarab Mk4	1300	Stoke Bruerne	750
55	Jon Randall	Kaimann	1300	Standon Massey	750
59	Bill Stenning	Spyder	1300	West End	750
65	Mike Fenwick	Leystone JH002	1300	Cleveland	750
67	Stuart Feather	Sheane FV90 AID	1300	Morley	750
77	Jake Oliveira	Sheane Mk 1	1300	Brackley	750
90	Ian Buxton	Leystone	1300	Leek	750
94	Aaron Atkins	Sheane	1300	Diss	750
99	John Parry	Scarab Mk2	1300	Hawarden	750



The 750 Motor Club Formula Vee championship is ideal for beginner and 'expert' alike, looking for competitive single seater racing on a low budget. It has been run by the 750 Motor Club since 1980 and is probably the cheapest way to go single seater racing in the UK. Engine, gearbox and much of the suspension and braking system is from the VW 1300 Beetle and this, along with a Dunlop 'control' tyre puts the emphasis on driver ability to win races.

Race 3**15 Laps****750 Motor Club Kit Car Championship**

NO	CLS	DRIVER	CAR DETAILS	CCS	HOMETOWN	CLUB
10	A	Clive Turner	Autotune Gemini	3000	Sandiacre	750
13	A	Graham Dash	Sylva Striker	1600	Woking	750
16	A	Anton Landon	Westfield SE	1700	Notwich	750
26	A	Peter Rowney	Westfield SEi	1640	Stafford	750
28	A	Foster Lewins	Dutton Lagerra	3500	Chesterfield	750
37	A	David Robinson	Sylva Striker	1998	Rotherfield	750
40	A	Mark Alcock	Dutton Melos	3500	Hastingsden	750
47	A	Graeme Manton	Sylva Striker	1600	Newport	750
51	A	Tony Absalom	Sylva Striker	1700	Reading	750
57	A	Ken Marsh	Fisher Fury	3500	Bury	750
69	A	Nick Craddock	Sylva Phoenix	1660	Pewsey	750
71	A	Mike Howes	Sylva Striker Mk II	1600	Stratford upon Avon	750
75	A	Matthew Lewis	Eldon Roadster	3500	Woking	750



The Kit Car Championship, is for road legal Kit Cars. The engine regulations allow considerable freedom whilst there are limitations on the design of rear suspension and transmission. There are two classes, A - up to 3500cc and class B - 1800 Ford Zetec.

Race 4/9 **12 Laps**
Demon Tweaks/Yokohama/CCC Stock Hatch Championship

	NO	DRIVER	CAR DETAILS	CCS	HOMETOWN	CLUB
	1	Tony Scarlett	Peugeot 106 XSi	1587	Scholes	750
	3	Pete Morgan	Fiesta XR2	1600	Wrexham	750
	6	Darren Blumson	Peugeot 205 GTi	1580	Reigate	750
	8	James Warner	Fiesta XR2	1600	Hassocks	750
	10	Paul Tibbs	Fiesta XR2	1600	Spalding	750
	12	Carl Townend	Peugeot 106 XSi	1580	Ecclesfield	750
	18	Roger Ebdon	Fiesta XR2	1600	Ramsey	750
	21	Trevor Gillmor	Fiesta XR2i	1597	Warrington	750
	24	Simon Hunt	Peugeot 205 GTi	1590	Alliestree	750
	28	Kevin Hatch	Fiesta XR2	1600	Salisbury	750
	32	Daniel Adderley	Peugeot 205 GTi	1598	Witney	750
	34	Chris Bail	Fiesta XR2	1600	Bournemouth	750
	38	Phillip Becker	Fiesta XR2i	1600	Henlow	750
	40	John Waples	Fiesta XR2i	1600	Truro	750
	42	Daniel Neil	Peugeot 205 GTi	1600	Pitsea	750
	44	Simon Welford	Fiesta XR2i	1600	Esher	750
Res 2	53	Paul Coulam	Fiesta XR2	1600	Horncastle	750
	58	Martin Boon	Peugeot 205 GTi	1600	Kings Lynn	750
Res 3	62	Cliff Pellin	Fiesta XR2	1600	Canvey Island	750
	65	Terry Roughton	Peugeot 205 GTi	1580	Wisbech	750
	69	Richard Warner	Fiesta XR2	1600	Northwich	750
	72	Simon Harvey	Peugeot 205 GTi	1580	New Haw	750
	77	Alastair Boulton	Fiesta XR2	1600	Cheltenham	750
	80	Mark Hammersley	Fiesta XR2	1600	Stafford	750
	87	Andy Bowden	Vauxhall Nova GSi	1600	Slough	750
Res 4	89	Nick Joyce	Fiesta XR2	1600	Wellesbourne	750
	92	Paul McMillan	Citroen Saxo	1600	Wisbech	750
	98	Jon Oakes	Vauxhall Nova GTE	1600	Bletchley	750
	107	Paul Whittle	Fiesta XR2i	1600	York	750

The above drivers are in the 1st Stock Hatch practice session; those on the next page are in the 2nd session. From the combined times the fastest 26 go into Race 9, the next 26 into Race 4. The nominated reserves may practice, but only get to race if space becomes available.

Race 4/9 **12 Laps**
Demon Tweaks/Yokohama/CCC Stock Hatch Championship

No	DRIVER	CAR DETAILS	CCS	HOMETOWN	CLUB
2	Andy Burgess	Suzuki Swift GTi	1300	Crawley	750
5	Paul Sheehan	Peugeot 205 GTi	1600	Coundon	750
7	Glenn Stokes	Peugeot 106	1600	Chafford Hundred	750
9	Craig Shepherd	Fiesta XR2	1600	Braintree	750
11	Gordon Macmillan	Peugeot 205 GTi	1580	Longworth	750
15	Dave Baiding	Fiesta XR2	1600	South Woodham	750
19	Matt Lewis	Fiesta XR2	1600	Leatherhead	750
23	Charles Cozens	Peugeot 1.4 XSi	1360	Thatcham	750
27	Stewart Mind	Peugeot GTi	1600	Sittingbourne	750
31	Trevor Cortail	Fiesta XR2	1600	Hersham	750
33	Jonathan Howes	Fiesta XR2	1600	Norwich	750
35	Andrew Thorpe	Fiesta XR2	1600	Ilkley	750
39	Richard Kingsnorth	Peugeot 205 GTi	1600	Colchester	750
41	Andy Elliott	Fiesta XR2i	1600	Balcombe	750
Res 1 43	Tim Marshall	Peugeot 205 GTi	1580	Hinckley	750
52	Colin Thorpe	Fiesta XR2	1597	Ilkley	750
56	Jim Musker	Fiesta XR2	1600	Dadlington	750
59	Spencer Woodhouse	Rover Metro GTi	1400	Thrapston	750
63	Pat Grove	Peugeot 205 GTi	1600	Tewkesbury	750
67	Mark Alden	Fiesta XR2	1600	Manchester	750
71	Steve Powlesland	Peugeot 205 GTi	1580	Eastleigh	750
75	Simon Bowyer	Fiesta XR2	1600	Islington	750
79	Gary Parkes	Fiesta XR2	1597	Lincoln	750
84	William Hamsey	Peugeot GTi	1600	Harrogate	750
88	James Marshall	Fiesta XR2i	1600	Warwick	750
Res 5 91	Steve Groom	Peugeot 205 GTi	1600	Walkern	750
96	Gareth Wright	Peugeot XSi	1600	Wisbech	750
100	Wayne Bailey	Peugeot 205 GTi	1600	Iver	750

Demon Tweaks, Yokohama tyres & Cars & Car Conversions magazine are the main sponsors for the Stock Hatch Championship, which in its 5th year continues to be one of the most popular saloon car championships in the UK. The use of standard engine & gearbox, a 'control' Yokohama A539 tyre and a weight penalty for leading cars ensures close racing at very affordable cost.

Races 5/10

12 Laps

Locost Championship

Supported by

Stuart Taylor Motorsport

	No	DRIVER	CAR DETAILS	CCS	HOMETOWN	CLUB	
Session A	1	Darryl Beckwith		Locost	1300	Saunderton	750
	5	Malcolm Mitten		Locost	1300	Little Staughton	750
	9	Andrew Croppell		Locost	1300	Bradford On Avon	750
	15	Richard Cartledge		Locost	1300	Boiton	750
	18	Philip O'Halloran		Locost	1300	Hersham	750
	23	Stephen Lansley		Locost	1300	Chalfont St Peter	750
	27	Alex Hughes		Locost	1300	Hindhead	750
	33	Chris James		Locost	1300	Reading	750
	36	Danny Cassar		Locost	1300	East Ham	750
	38	Brendan Dudley		Locost	1300	Rosewell	750
	41	Brett Townsend		Locost	1300	Leamington Spa	750
	46	Justin Book		Locost	1300	Norwich	750
	49	Mark Crankshaw		Locost	1300	Cambridge	750
	52	Simon Read		Locost	1300	Ely	750
	68	Tom Bailentyne		Locost	1300	Colchester	750
	70	James Grantham		Locost	1300	Hapton	750
	87	Alan Yearley		Locost	1300	Bow	750
96	Jon Glover	Locost	1300	Coventry	750		
Session B	3	Darren Banks		Locost	1300	Honiton	750
	7	Royce Grey		Locost	1300	Atresford	750
	11	Ivan Thomas		Locost	1300	Chelmsford	750
	16	Niki Baxter		Locost	1300	Belper	750
	22	Mark Benton		Locost	1300	Woburn Moor	750
	24	Matt Cherrington		Locost	1300	Melksham	750
	32	Derek Linley		Locost	1300	Huddersfield	750
	34	Ian Gibson	Locost	1300	Braintree	750	
	37	Kevin Lucas		Locost	1300	Ilkeston	750
	39	Colin Beckwith		Locost	1300	High Wycombe	750
	43	Erik Fairboim		Locost	1300	Wickford	750
	48	Ian McLaughlin		Locost	1300	Worksop	750
	51	Heien Saunders		Locost	1300	Sonning Common	750
	62	Brian Mitcham		Locost	1300	Bury St Edmunds	750
	69	John Bailentyne		Locost	1300	Colchester	750
	72	James Harris		Locost	1300	Howden	750
	88	Nik Tarry		Locost	1300	Southampton	750

From the combined practice times of the two practice sessions, the slowest 26 will go into Race 5, the remainder into Race 10. The grid for Race 10 will be topped-up to 26 by the top finishers in Race 5.

The 750 Motor Club Locost Championship is sponsored in 2002 by Stuart Taylor Motorsport, the most significant parts supplier to the Locost racers. With over 60 cars currently registered, the cars are all built to the same basic design and use a standard Ford 1300 cc x flow engine. Designed to ensure close racing and encourage new drivers into club racing at sensible cost levels the championship has now expanded to a point where 2 grids are necessary at some meetings. Stuart Taylor supply all parts required for a car build along with help and advice to any prospective racers.

Race 8**15 Laps****750 Motor Club Kit Car Championship**

No	CLS	DRIVER	CAR DETAILS	CCS	HOMETOWN	CLUB
4	B	Simon Childs	Sylva Phoenix	1800	Rugby	750
6	B	Andrew Owen	Sylva Phoenix	1800	Welwyn Garden City	750
19	B	Martin Smith	Procomp LA Gold	1800	Warley	750
20	B	Robert Putnam	Procomp LA Gold	1800	Warley	750
21	B	Nigel Brown	Sylva Phoenix	1800	Great Barr	750
22	B	John Holdsworth	Sylva Striker	1800	Halifax	750
25	B	Jonathan Barnett	Sylva Phoenix	1800	Putney	750
38	B	Steve Taylor	Sylva Phoenix	1800	Swavesey	750
41	B	Steve Owen	Sylva Clubman	1800	Ripponden	750
44	B	Richard Johnston	Sylva Phoenix	1800	Harpenden	750
45	B	Brian Dean	Sylva Striker Mk2	1800	Leicester	750
46	B	Sheridan Bell	Procomp LA Gold	1800	Skegness	750
48	B	Jim Goodwin	Sylva Striker	1800	Lichfield	750
52	B	Stewart Linn	Westfield SE	1800	Dewsbury	750
53	B	Andy Hiley	Lacost	1800	Golcar	750
65	B	Richard Clough	Sylva Stryker	1800	keighley	750
71	B	Matt Jones	Westfield SE	1800	Chellaston	750
72	B	Lesley Hudson	Sylva Phoenix	1800	Litchborough	750
74	B	Richard Welch	Westfield SE/W	1800	Milton Keynes	750
77	B	Michael Fishwick	Tiger 6B	1800	Bolton	750
88	B	Bryan Healey	Sylva Striker	1800	Poynton	750
90	B	Tony Southgate	Sylva Phoenix	1800	Rothersthorpe	750

The Kit Car Championship, is for road legal f Kit Cars. The engine regulations allow considerable freedom whilst there are limitations on the design of rear suspension and transmission. There are two classes, A - up to 3500cc and class B - 1800 Ford Zetec.

Oulton Park (Fosters) Circuit - Lap Records

Formula	Class	Name	Time	Speed	Date
Austin 7		TBE	-	-	-
750 Formula		P. Myatt	1:09.7	85.74	16/06/90
750 Trophy	A	TBE	-	-	-
	B	TBE	-	-	-
	C	TBE	-	-	-
	D	TBE	-	-	-
Formula 4	A	Andy Schulz	1:03.203	94.21	11/08/01
	B	Mike Whatley	1:04.3	92.96	24/08/91
	C	Mike Read	1:07.935	87.64	11/08/01
	D	Simon Kinsey	1:04.528	92.27	11/08/01
Formula Vee		Jeremy Clark	1:07.39	88.67	12/06/99
Kit Cars	A	David Robinson	1:08.573	86.83	11/08/01
	B	Clive Hudson	1:08.43	87.01	14/10/00
Bike Engined	A	James Bickley	1:06.852	89.06	11/08/01
	B	Martin Brooks	1:07.587	88.1	11/08/01
Roadsports	A	Pete Richards	1:15.62	79.02	12/06/99
	B	Natasha Bell	1:12.28	82.67	12/06/99
	C	Keith Ahlers	1:08.032	87.52	11/08/01
Caterhams	A	Mike King	1:06.92	89.3	12/06/99
	B	Mark Mayall	1:07.72	88.24	12/06/99
	C	Simon Fairman	1:10.35	84.94	12/06/99
Hot Hatch	A	Carl Lawrence	1:12.29	82.36	13/06/98
	B	Tony Broom	1:15.70	78.65	13/06/98
	C	TBE	-	-	-
Stock Hatch		Ian Carvell	1:16.71	77.9	12/06/99
Locost		TBE	-	-	-

Culton Park (Fosters) - Lap Speed Table

Time in secs	Speed in mph	Time in secs	Speed in mph	Time in secs	Speed in mph	Time in secs	Speed in mph	Time in secs	Speed in mph	Time in secs	Speed in mph
63.50	94.11	67.40	88.66	71.30	83.81	75.20	79.47	79.10	75.55	83.00	72.00
63.60	93.96	67.50	88.53	71.40	83.70	75.30	79.36	79.20	75.45	83.10	71.91
63.70	93.81	67.60	88.40	71.50	83.58	75.40	79.26	79.30	75.36	83.20	71.83
63.80	93.67	67.70	88.27	71.60	83.46	75.50	79.15	79.40	75.26	83.30	71.74
63.90	93.52	67.80	88.14	71.70	83.35	75.60	79.05	79.50	75.17	83.40	71.65
64.00	93.38	67.90	88.01	71.80	83.23	75.70	78.94	79.60	75.08	83.50	71.57
64.10	93.23	68.00	87.88	71.90	83.12	75.80	78.84	79.70	74.98	83.60	71.48
64.20	93.08	68.10	87.75	72.00	83.00	75.90	78.74	79.80	74.89	83.70	71.40
64.30	92.94	68.20	87.62	72.10	82.88	76.00	78.63	79.90	74.79	83.80	71.31
64.40	92.80	68.30	87.50	72.20	82.77	76.10	78.53	80.00	74.70	83.90	71.23
64.50	92.65	68.40	87.37	72.30	82.66	76.20	78.43	80.10	74.61	84.00	71.14
64.60	92.51	68.50	87.24	72.40	82.54	76.30	78.32	80.20	74.51	84.10	71.06
64.70	92.36	68.60	87.11	72.50	82.43	76.40	78.22	80.30	74.42	84.20	70.97
64.80	92.22	68.70	86.99	72.60	82.31	76.50	78.12	80.40	74.33	84.30	70.89
64.90	92.08	68.80	86.86	72.70	82.20	76.60	78.02	80.50	74.24	84.40	70.81
65.00	91.94	68.90	86.73	72.80	82.09	76.70	77.91	80.60	74.14	84.50	70.72
65.10	91.80	69.00	86.61	72.90	81.98	76.80	77.81	80.70	74.05	84.50	70.72
65.20	91.66	69.10	86.48	73.00	81.86	76.90	77.71	80.80	73.96	84.50	70.72
65.30	91.52	69.20	86.36	73.10	81.75	77.00	77.61	80.90	73.87	84.50	70.72
65.40	91.38	69.30	86.23	73.20	81.64	77.10	77.51	81.00	73.78	84.50	70.72
65.50	91.24	69.40	86.11	73.30	81.53	77.20	77.41	81.10	73.69	84.50	70.72
65.60	91.10	69.50	85.99	73.40	81.42	77.30	77.31	81.20	73.60	84.50	70.72
65.70	90.96	69.60	85.86	73.50	81.31	77.40	77.21	81.30	73.51	84.50	70.72
65.80	90.82	69.70	85.74	73.60	81.20	77.50	77.11	81.40	73.42	84.50	70.72
65.90	90.68	69.80	85.62	73.70	81.09	77.60	77.01	81.50	73.33	84.50	70.72
66.00	90.55	69.90	85.49	73.80	80.98	77.70	76.91	81.60	73.24	84.50	70.72
66.10	90.41	70.00	85.37	73.90	80.87	77.80	76.81	81.70	73.15	84.50	70.72
66.20	90.27	70.10	85.25	74.00	80.76	77.90	76.71	81.80	73.06	84.50	70.72
66.30	90.14	70.20	85.13	74.10	80.65	78.00	76.62	81.90	72.97	84.50	70.72
66.40	90.00	70.30	85.01	74.20	80.54	78.10	76.52	82.00	72.88	84.50	70.72
66.50	89.86	70.40	84.89	74.30	80.43	78.20	76.42	82.10	72.79	84.50	70.72
66.60	89.73	70.50	84.77	74.40	80.32	78.30	76.32	82.20	72.70	84.50	70.72
66.70	89.60	70.60	84.65	74.50	80.21	78.40	76.22	82.30	72.61	84.50	70.72
66.80	89.46	70.70	84.53	74.60	80.11	78.50	76.13	82.40	72.52	84.50	70.72
66.90	89.33	70.80	84.41	74.70	80.00	78.60	76.03	82.50	72.44	84.50	70.72
67.00	89.19	70.90	84.29	74.80	79.89	78.70	75.93	82.60	72.35	84.50	70.72
67.10	89.06	71.00	84.17	74.90	79.79	78.80	75.84	82.70	72.26	84.50	70.72
67.20	88.93	71.10	84.05	75.00	79.68	78.90	75.74	82.80	72.17	84.50	70.72
67.30	88.80	71.20	83.93	75.10	79.57	79.00	75.65	82.90	72.09	84.50	70.72

Octagon Motorsports Limited

Oulton Park Circuit

Little Budworth, Cheshire, CW8 9BW

Tel: 01829 760301 Fax: 01829 760378

www.oultontpark.co.uk

International Circuit Length: 2.769 miles (4.46 kms)

(with chicane: 2.775 miles)

Fosters Circuit Length: 1.654 miles (2.66 kms)

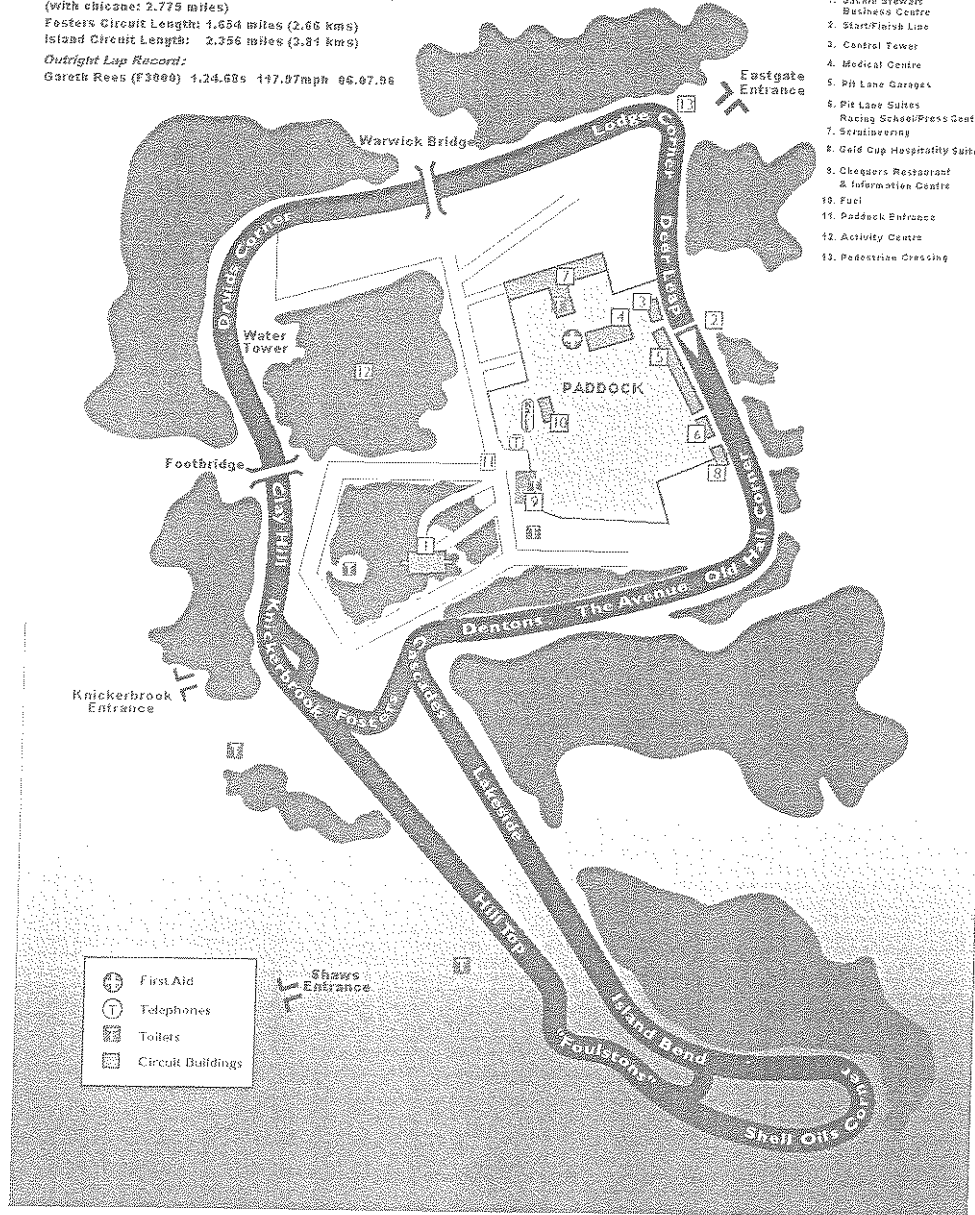
Island Circuit Length: 2.356 miles (3.81 kms)

Outright Lap Record:

Gareth Rees (F3000) 4:24.68s 117.97mph 86.67.96

KEY

1. Jackie Stewart Business Centre
2. Start/Finish Line
3. Central Tower
4. Medical Centre
5. Pit Lane Garages
6. Pit Lane Suites
7. Racing School/Press Centre
8. Scrutineering
9. Gold Cup Hospitality Suites
10. Chequers Restaurant & Information Centre
11. Fuel
12. Paddock Entrance
13. Activity Centre
14. Pedestrian Crossing



	First Aid
	Telephones
	Toilets
	Circuit Buildings

Demon Tweaks/Yokohama/CCC Hot Hatch

Provisional Results Race 1

POS	NO	CL	NAME	NAT	ENTRY	TIME	LAPS	GAP	MPH	BEST
1	51	A	Simon HILL		Peugeot 205 GTi	14:31.113	12		82.02	1:11.203
2	22	A	Andy FELLO		Fiesta XR2	14:35.494	12	4.381	81.61	1:11.416
3	1	A	Mark CUNNINGHAM		Fiesta	14:36.051	12	4.938	81.56	1:11.803
4	50	A	John HAMMERSLEY		Peugeot 205 GTi	14:36.219	12	5.106	81.54	1:11.569
5	17	A	Andrew DUNLOP		Astra GTE	14:44.571	12	13.458	80.77	1:12.032
6	9	A	Martyn CULLEY		Fiesta XR2	14:44.986	12	13.873	80.73	1:12.011
7	10	B	Lee REYNOLDS		Citroen AX GTi	14:46.427	12	15.314	80.60	1:12.449
8	43	A	Martin RUTHERFORD		Fiesta XR2	14:46.835	12	15.722	80.57	1:12.377
9	11	A	Mark AHLIN		Saxo VTR	14:53.920	12	22.807	79.93	1:12.702
10	15	A	Barrie CULLEY		Fiesta XR2	15:00.959	12	29.846	79.30	1:13.557
11	84	B	Mark BUSH		Rover Metro GTi	15:01.604	12	30.491	79.25	1:13.830
12	55	A	Steve HORNER		Fiesta RS 1800	15:02.002	12	30.889	79.21	1:13.686
13	21	B	Patrick PURCELL		Vauxhall Nova	15:16.514	12	45.401	77.96	1:13.305
14	45	A	Paul BROWN		Fiesta XR2	15:18.930	12	47.817	77.75	1:13.873
15	31	A	Lewis WILLIAMS		Fiesta XR2	15:24.448	12	53.335	77.29	1:13.374
16	85	A	Bernie BOWDEN		Vauxhall Nova	15:24.588	12	53.475	77.28	1:14.831
17	20	A	Geoff BLUFF		Vauxhall Nova GTE	15:26.970	12	55.857	77.08	1:14.603
18	91	A	Paul FINES-ALLIN		Fiesta XR2	14:34.128	11	1 LAP	74.93	1:17.095
19	97	B	Andy McLENNAN		Suzuki Swift	15:42.348	11	1 LAP	69.50	1:14.924

NOT CLASSIFIED

29	A	Craig DAWSON		Fiesta XR2	7:44.450	6	D.N.F.	76.92	1:12.849
----	---	--------------	--	------------	----------	---	--------	-------	----------

FASTEST LAP

51	A	Simon HILL		Peugeot 205 GTi	1:11.203	5	83.62mph	134.58kph
10	B	Lee REYNOLDS		Citroen AX GTi	1:12.449	5	82.18mph	132.26kph

Non-starters: 32
Weather/Track: Sunny/Dry

LAP RECORDS CLASS A & B

MST sports timing

Oulton Park
Circuit Length = 1.6540 miles.
Start: 13:26

Clerk of Course:  13:46	Stewards:	Timekeeper: 
---	-----------	--

750 Motor Club Formula Vee Provisional Result Race 2 - HEAT

POS	NO	CL	NAME	NAT	ENTRY	TIME	LAPS	GAP	MPH	BEST
1	57		Neil CHILLEYSTONE		Scarab Mk2	17:46.618	15		83.73	1:09.985
2	90		Ian BUXTON		Leystone	17:52.471	15	5.853	83.28	1:10.089
3	24		Alan ROBINSON		Leystone AHS	18:00.569	15	13.951	82.65	1:10.872
4	55		Jon RANDALL		Kaimann	18:00.639	15	14.021	82.65	1:10.714
5	97		Mark DUNHAM		Sheane	18:34.406	15	47.788	80.14	1:11.970
6	33		Andy METCALF		Leystone JH001	18:34.628	15	48.010	80.13	1:11.788
7	35		Mike JENVEY		Sheane	18:37.090	15	50.472	79.95	1:10.853
8	77		Jake OLIVEIRA		Sheane Mki	18:38.012	15	51.394	79.88	1:11.375
9	68		Steven OUGH		Leystone	18:38.574	15	51.956	79.84	1:11.362
10	54		Ian FULLER		Rossallini FV931	18:42.477	15	55.859	79.57	1:12.171
11	85		Tony DOWSON		Sheane	18:42.709	15	56.091	79.55	1:12.056
12	67		Stuart FEATHER		Sheane FV90 AJD	18:47.997	15	1:01.379	79.18	1:11.714
13	23		Adrian WESTON		Formula Vee	18:50.516	15	1:03.898	79.00	1:12.903
14	94		Aaron ATKINS		Sheane	19:01.215	15	1:14.597	78.26	1:13.513
15	12		Guy BELLINGHAM		GAC 01	19:15.937	15	1:29.319	77.26	1:09.321
16	45		Dan ASPREY		Sheane Mark II	17:46.749	14	1 LAP	78.14	1:11.529
17	60		Bob HIGGINS		Sheane	17:53.124	14	1 LAP	77.68	1:14.762
18	29		Simon LIVESLEY		Scarab Mk4	18:02.300	14	1 LAP	77.02	1:15.661
19	91		Paul NICHOLLS		Leystone 98	18:24.657	13	2 LAPS	70.07	1:20.358

NOT CLASSIFIED

20		Derek WILLETTS		Falcon Mk2	12:09.770	9	D.N.F.	73.43	1:16.952
42		Ian ELLIS		Scarab Mk4	7:44.157	6	D.N.F.	76.97	1:13.429
65		Mike FENWICK		Leystone JH002	2:32.392	2	D.N.F.	78.14	1:12.075
50		James B CONYERS		Conyers V2		0	D.N.F.	N/A	

FASTEST LAP

12		Guy BELLINGHAM		GAC 01	1:09.321	5	85.89mph	138.23kph	
----	--	----------------	--	--------	----------	---	----------	-----------	--

Non-starters: 26, 32, 36
Weather/Track: Sunny/Dry

MST sports timing

Oulton Park
Circuit Length = 1.6540 miles.
Start: 13:52

Clerk of Course: 	Stewards:	Timekeeper: 
--	-----------	---

750 Motor Club Kit Cars - Class A
Provisional Results Race 3

POS	NO	CL	NAME	NAT	ENTRY	TIME	LAPS	GAP	MPH	BEST
1	75	A	Matthew LEWIS		Eldon Roadster	17:34.876	15		84.67	1:08.863
2	13	A	Graham DASH		Sylva Striker	18:50.237	15	1:15.361	79.02	1:12.409
3	10	A	Clive TURNER		Autotune Gemini	17:41.238	14	1 LAP	78.55	1:14.226
4	28	A	Foster LEWINS		Dutton Legerra	17:45.057	14	1 LAP	78.27	1:14.025
5	26	A	Peter ROWNEY		Westfield SEi	17:45.218	14	1 LAP	78.25	1:14.594
6	40	A	Mark ALLCOCK		Dutton Melos	18:40.427	14	1 LAP	74.40	1:17.086
7	79	A	Mike HOWES		Sylva Striker MkII	18:51.005	14	1 LAP	73.70	1:18.216
8	73	A	David SMITH		Sylva Phoenix	17:58.235	13	2 LAPS	71.79	1:20.825
9	16	A	Anton LANDON		Westfield SE	17:59.514	13	2 LAPS	71.70	1:20.965
10	47	A	Graeme MANTON		Sylva Striker	18:42.959	13	2 LAPS	68.93	1:23.672
11	51	A	Tony ABSOLOM		Sylva Striker	17:51.181	12	3 LAPS	66.70	1:25.176
NOT CLASSIFIED										
32	A	Iain CHISNELL		Dutton Melos	16:11.213	11	D.N.F.	67.44	1:23.493	
57	A	Ken MARSH		Fisher Fury	6:44.347	5	D.N.F.	73.63	1:13.783	
37	A	David ROBINSON		Sylva Striker	3:36.600	3	D.N.F.	82.47	1:09.510	
69	A	Nick CRADDOCK		Sylva Phoenix		0	D.N.F.	N/A		
FASTEST LAP										
75	A	Matthew LEWIS		Eldon Roadster	1:08.863	12	86.46mph	139.15kph		

Weather/Track: Sunny/Dry

MST sports timing

Oulton Park
 Circuit Length = 1.6540 miles.
 Start: 14:19

Clerk of Course: 	Stewards:	Timekeeper: 
---	-----------	--

Demon Tweeks/Yokohama/CCC Stock Hatch
AMENDED Provisional Results Race 4 - HEAT

POS	NO	CL	NAME	NAT	ENTRY	TIME	LAPS	GAP	MPH	BEST
1	28		Kevin HATCH		Fiesta XR2	16:11.995	12		73.51	1:19.381
2	23		Charles COZENS		Peugeot 1.4 XSi	16:12.583	12	0.588	73.46	1:18.754
3	10		Paul TIBBS		Fiesta XR2	16:13.004	12	1.009	73.43	1:18.566
4	56		Jim MUSKER		Fiesta XR2	16:14.688	12	2.693	73.30	1:19.056
5	67		Mark ALDEN		Fiesta XR2	16:18.441	12	6.446	73.02	1:19.711
6	58		Martin BOON		Peugeot 205 GTi	16:26.283	12	14.288	72.44	1:19.074
7	21		Trevor GILLMOR		Fiesta XR2i	16:27.963	12	15.968	72.32	1:19.333
8	87		Andy BOWDEN		Vauxhall Nova GSi	16:28.339	12	16.344	72.29	1:19.246
9	39		Richard KINGSNORTH		Peugeot 205 GTi	16:31.467	12	19.472	72.06	1:20.279
10	84		William HORNSEY		Peugeot GTi	16:35.862	12	23.867	71.75	1:20.726
11	33		Jonathan HOWES		Fiesta XR2	16:41.229	12	29.234	71.36	1:20.562
12	100		Wayne BAILEY		Peugeot 205 GTi	16:47.714	12	35.719	70.90	1:21.050
13	88		James MARSHALL		Fiesta XR2i	16:50.645	12	38.650	70.70	1:19.833
14	98		Ian OAKES		Vauxhall Nova GTE	16:52.512	12	40.517	70.57	1:21.089
15	77		Alastair BOULTON		Fiesta XR2	17:01.331	12	49.336	69.96	1:22.017
16	59		Spencer WOODHOUSE		Rover Metro GTi	17:03.713	12	51.718	69.79	1:22.437
17	35		Andrew THORPE		Fiesta XR2	17:05.169	12	53.174	69.69	1:22.616
18	53		Paul COULAM		Fiesta XR2	17:26.926	12	1:14.931	68.25	1:23.663
19	69		Richard WARNER		Fiesta XR2	16:25.850	11	1 LAP	66.43	1:26.297
20	107		Paul WHITTLE		Fiesta XR2i	17:07.918	11	1 LAP	63.71	1:30.161

NOT CLASSIFIED

75	Simon BOWYER	Fiesta XR2	5:58.569	4	D.N.F.	66.42	1:23.602
----	--------------	------------	----------	---	--------	-------	----------

FASTEST LAP

10	Paul TIBBS	Fiesta XR2	1:18.566	12	75.78mph	121.96kph
----	------------	------------	----------	----	----------	-----------

Nos 27, 31 & 52 excluded from results - C/ship reg 5.14.1

Non-starters: 5 & 44

Weather/Track: Sunny/Dry

MST sports timing

Oulton Park

Circuit Length = 1.6540 miles.

Start: 14:50

Clerk of Course:

Stewards:

Timekeeper:

**750MC Locost in association with Stuart Taylor Motorsport
Provisional Results Race 5 - HEAT**

POS	NO	CL	NAME	NAT	ENTRY	TIME	LAPS	GAP	MPH	BEST
1	9		Andrew CRAPNELL		Locost	16:02.250	12		74.25	1:18.812
2	33		Chris JAMES		Locost	16:02.561	12	0.311	74.23	1:18.387
3	41		Brett TOWNSEND		Locost	16:14.583	12	12.333	73.31	1:19.257
4	88		Nik TARRY		Locost	16:23.028	12	20.778	72.68	1:19.749
5	43		Erik FAIRBAIRN		Locost	16:23.399	12	21.149	72.65	1:20.169
6	49		Mark CRANKSHAW		Locost	16:24.559	12	22.309	72.57	1:19.551
7	51		Helen SAUNDERS		Locost	16:33.242	12	30.992	71.93	1:20.541
8	68		Tom BALLENTYNE		Locost	16:33.414	12	31.164	71.92	1:20.815
9	39		Colin BECKWITH		Locost	16:33.484	12	31.234	71.92	1:20.481
10	27		Alex HUGHES		Locost	16:34.088	12	31.838	71.87	1:20.717
11	87		Alan YEARLEY		Locost	16:43.591	12	41.341	71.19	1:21.514
12	37		Kevin LUCAS		Locost	16:52.114	12	49.864	70.59	1:19.046
13	18		Philip O'HALLORAN		Locost	17:06.579	12	1:04.329	69.60	1:23.187
14	32		Derek LINLEY		Locost	17:14.498	12	1:12.248	69.07	1:23.764
15	11		Ivan THOMAS		Locost	17:21.586	12	1:19.336	68.60	1:24.712
16	69		John BALLENTYNE		Locost	16:13.585	11	1 LAP	67.27	1:25.564
17	34		Ian GIBSON		Locost	16:13.665	11	1 LAP	67.27	1:23.655
18	24		Matt CHERRINGTON		Locost	16:16.194	11	1 LAP	67.09	1:24.876
19	23		Stephen LANSLEY		Locost	16:21.353	11	1 LAP	66.74	1:25.365
20	16		Niki BAXTER		Locost	16:26.989	11	1 LAP	66.36	1:25.560
21	48		Ian MCLAUGHLIN		Locost	16:50.225	11	1 LAP	64.83	1:28.097

NOT CLASSIFIED

38	Brendan DUDLEY	Locost	12:41.363	9	D.N.F.	70.38	1:20.643
72	James HARRIS	Locost	2:58.543	2	D.N.F.	66.70	1:24.697
36	Danny CASSAR	Locost	3:24.465	2	D.N.F.	58.24	1:35.000
22	Mark BENTON	Locost	1:40.442	1	D.N.F.	59.28	1:40.442
46	Justin BOAK	Locost	3:07.526	1	D.N.F.	31.75	

FASTEST LAP

33	Chris JAMES	Locost	1:18.387	12	75.96mph	122.24kph	
----	-------------	--------	----------	----	----------	-----------	--

NEW LAP RECORD
Weather/Track: Sunny/Dry

Oulton Park
Circuit Length = 1.6540 miles.
Start: 15:16

MST sports timing

Clerk of Course:



Stewards:

Timekeeper:



Demon Tweeks/Yokohama/CCC Hot Hatch

Provisional Results Race 6

POS	NO	CL	NAME	NAT	ENTRY	TIME	LAPS	GAP	MPH	BEST
1	51	A	Simon HILL		Peugeot 205 GTi	14:33.153	12		81.83	1:11.892
2	22	A	Andy FELLS		Fiesta XR2	14:34.110	12	0.957	81.74	1:11.026
3	50	A	John HAMMERSLEY		Peugeot 205 GTi	14:35.636	12	2.483	81.60	1:11.515
4	43	A	Martin RUTHERFORD		Fiesta XR2	14:42.442	12	9.289	80.97	1:12.014
5	9	A	Martyn CULLEY		Fiesta XR2	14:48.862	12	15.709	80.38	1:12.388
6	10	B	Lee REYNOLDS		Citroen AX GTi	14:51.346	12	18.193	80.16	1:12.393
7	29	A	Craig DAWSON		Fiesta XR2	14:52.047	12	18.894	80.10	1:12.025
8	15	A	Barrie CULLEY		Fiesta XR2	14:55.080	12	21.927	79.82	1:12.698
9	21	B	Patrick PURCELL		Vauxhall Nova	14:57.831	12	24.678	79.58	1:12.204
10	84	B	Mark BUSH		Rover Metro GTi	15:03.048	12	29.895	79.12	1:13.159
11	11	A	Mark AHLIN		Saxo VTR	15:03.535	12	30.382	79.08	1:12.640
12	55	A	Steve HORNER		Fiesta RS 1800	15:06.785	12	33.632	78.79	1:13.281
13	85	A	Bernie BOWDEN		Vauxhall Nova	15:09.054	12	35.901	78.60	1:13.759
14	45	A	Paul BROWN		Fiesta XR2	15:11.768	12	38.615	78.36	1:13.598
15	31	A	Lewis WILLIAMS		Fiesta XR2	15:31.090	12	57.937	76.74	1:15.295
16	91	A	Paul FINES-ALLIN		Fiesta XR2	15:32.102	12	58.949	76.65	1:15.162
17	20	A	Geoff BLUFF		Vauxhall Nova GTE	15:32.272	12	59.119	76.64	1:15.425

NOT CLASSIFIED

17	A	Andrew DUNLOP	Astra GTE	13:45.819	11	D.N.F.	79.31	1:11.444
1	A	Mark CUNNINGHAM	Fiesta	11:30.370	9	D.N.F.	77.62	1:11.591
97	B	Andy McLENNAN	Suzuki Swift	10:25.186	8	D.N.F.	76.19	1:15.633

FASTEST LAP

22	A	Andy FELLS	Fiesta XR2	1:11.026	12	83.83mph	134.91kph
21	B	Patrick PURCELL	Vauxhall Nova	1:12.204	6	82.46mph	132.71kph

LAP RECORDS CLASS A & B
Weather/Track: Sunny/Dry

Oulton Park
Circuit Length = 1.6540 miles.
Start: 15:39

MST sports timing

Clerk of Course: 	Stewards:	Timekeeper: 
---	-----------	--

750 Motor Club Formula Vee Provisional Results Race 7 - FINAL

POS	NO	CL	NAME	NAT	ENTRY	TIME	LAPS	GAP	MPH	BEST
1	1		Jeremy CLARK		Spyder GAC	17:25.325	15		85.44	1:08.697
2	21		Ian JORDAN		Sheane 98	17:35.983	15	10.658	84.58	1:08.516
3	28		Patrick SHERRINGTON		Scarab Mk2	17:35.993	15	10.668	84.58	1:08.213
4	2		Trevor WELSH		Leastone 2001	17:37.223	15	11.898	84.48	1:07.833
5	5		Bill BURNETT		Sheane	17:38.215	15	12.890	84.40	1:08.017
6	27		Nik BAATZ		Sheane AHS	17:40.280	15	14.955	84.23	1:09.039
7	59		Bill STENNING		Spyder	17:40.454	15	15.129	84.22	1:09.009
8	46		John BOWLES		Ray 87	17:46.463	15	21.138	83.75	1:09.140
9	7		Stephen KERSHAW		Leastone JH003	17:46.513	15	21.188	83.74	1:09.443
10	90		Ian BUXTON		Leastone	17:57.728	15	32.403	82.87	1:09.599
11	55		Jon RANDALL		Kaimann	17:57.975	15	32.650	82.85	1:09.971
12	43		John STAPLETON		Leastone JH002	18:03.093	15	37.768	82.46	1:08.657
13	97		Mark DUNHAM		Sheane	18:03.313	15	37.988	82.44	1:10.268
14	24		Alan ROBINSON		Leastone AHS	18:05.520	15	40.195	82.27	1:10.207
15	51		Alistair HESLOP		Scarab Mk4	18:16.589	15	51.264	81.44	1:10.340
16	33		Andy METCALF		Leastone JH001	18:23.053	15	57.728	80.97	1:11.223
17	68		Steven OUGH		Leastone	18:24.284	15	58.959	80.88	1:11.302
18	54		Ian FULLER		Rossallini FV931	18:28.198	15	1:02.873	80.59	1:12.252
19	67		Stuart FEATHER		Sheane FV90 AJD	18:33.732	15	1:08.407	80.19	1:11.545
20	94		Aaron ATKINS		Sheane	17:25.721	14	1 LAP	79.71	1:11.325
21	85		Tony DOWSON		Sheane	17:26.632	14	1 LAP	79.64	1:12.400
22	38		David HEAVEY		Leastone JH002	17:51.734	14	1 LAP	77.78	1:10.108
23	77		Jake OLIVEIRA		Sheane Mk1	17:57.207	14	1 LAP	77.38	1:11.490
24	57		Neil CHILLEYSTONE		Scarab Mk2	18:17.907	14	1 LAP	75.92	1:09.043
25	23		Adrian WESTON		Formula Vee	18:20.112	14	1 LAP	75.77	1:12.329

NOT CLASSIFIED

35	Mike JENVEY	Sheane	4:07.397	3	D.N.F.	72.20	1:12.642
----	-------------	--------	----------	---	--------	-------	----------

FASTEST LAP

2	Trevor WELSH	Leastone 2001	1:07.833	15	87.78mph	141.26kph
---	--------------	---------------	----------	----	----------	-----------

Weather/Track: Sunny/Dry

MST sports timing

Oulton Park
Circuit Length = 1.6540 miles.
Start: 16:10

Clerk of Course:  16:38	Stewards:	Timekeeper: 
---	-----------	--

750 Motor Club Kit Cars - Class B

Provisional Results Race 8

POS	NO	CL	NAME	NAT	ENTRY	TIME	LAPS	GAP	MPH	BEST
1	38	B	Steve TAYLOR		Sylva Phoenix	20:14.694	17		83.33	1:08.104
2	52	B	Stewart LINN		Westfield SE	20:23.081	17	8.387	82.76	1:08.445
3	53	B	Andy HILEY		Locost	20:23.356	17	8.662	82.74	1:08.096
4	41	B	Steve OWEN		Sylva Clubman	20:27.691	17	12.997	82.45	1:08.955
5	6	B	Andrew OWEN		Sylva Phoenix	20:28.495	17	13.801	82.39	1:08.772
6	19	B	Martin SMITH		Procomp LA Gold	20:39.157	17	24.463	81.68	1:08.283
7	4	B	Simon CHILDS		Sylva Phoenix	20:40.194	17	25.500	81.62	1:09.001
8	45	B	Brian DEAN		Sylva Striker Mk2	20:50.525	17	35.831	80.94	1:09.747
9	71	B	Matt JONES		Westfield SE	20:53.078	17	38.384	80.78	1:10.369
10	48	B	Jim GOODWIN		Sylva Striker	21:00.765	17	46.071	80.28	1:10.522
11	88	B	Bryan HEALEY		Sylva Striker	21:06.134	17	51.440	79.94	1:11.089
12	72	B	Lesley HUDSON		Sylva Phoenix	21:06.471	17	51.777	79.92	1:10.431
13	21	B	Nigel BROWN		Sylva Phoenix	20:35.215	16	1 LAP	77.12	1:13.889
14	77	B	Michael FISHWICK		Tiger 6B	20:51.536	16	1 LAP	76.12	1:14.152
15	74	B	Richard WELCH		Westfield SEiW	21:09.475	16	1 LAP	75.04	1:13.058
16	46	B	Sheridan BELL		Procomp LA Gold	20:32.196	15	2 LAPS	72.48	1:18.321
17	44	B	Richard JOHNSTON		Sylva Phoenix	20:24.739	13	4 LAPS	63.20	1:15.698

NOT CLASSIFIED

22	B	John HOLDSWORTH	Sylva Striker	16:10.913	12	D.N.F.	73.59	1:13.771
25	B	Jonathan BARNETT	Sylva Phoenix	11:19.981	9	D.N.F.	78.81	1:10.239
65	B	Richard CLOUGH	Sylva Stryker	10:44.355	8	D.N.F.	73.92	1:10.890

FASTEST LAP

53	B	Andy HILEY	Locost	1:08.096	12	87.44mph	140.72kph
----	---	------------	--------	----------	----	----------	-----------

NEW LAP RECORD
Weather/Track: Sunny/Dry

Oulton Park
Circuit Length = 1.6540 miles.
Start: 16:35

MST sports timing

Clerk of Course: 	Stewards:	Timekeeper: 
---	-----------	--

Demon Tweeks/Yokohama/CCC Stock Hatch

Provisional Results Race 9 - FINAL

POS	NO	CL	NAME	NAT	ENTRY	TIME	LAPS	GAP	MPH	BEST
1	9		Craig SHEPHERD		Fiesta XR2	15:13.611	12		78.20	1:15.018
2	3		Pete MORGAN		Fiesta XR2	15:14.144	12	0.533	78.16	1:14.930
3	1		Tony SCARLETT		Peugeot 106 XSi	15:14.684	12	1.073	78.11	1:14.972
4	11		Gordon MACMILLAN		Peugeot 205 GTi	15:26.696	12	13.085	77.10	1:15.795
5	2		Andy BURGESS		Suzuki Swift GTi	15:32.496	12	18.885	76.62	1:16.509
6	7		Glenn STOKES		Peugeot 106	15:32.926	12	19.315	76.59	1:16.437
7	41		Andy ELLIOTT		Fiesta XR2i	15:33.560	12	19.949	76.53	1:16.532
8	92		Paul McMILLAN		Citroen Saxo	15:33.708	12	20.097	76.52	1:16.493
9	71		Steve POWLESLAND		Peugeot 205 GTi	15:33.984	12	20.373	76.50	1:16.472
10	6		Darren BLUMSON		Peugeot 205 GTi	15:38.321	12	24.710	76.15	1:16.896
11	80		Mark HAMMERSLEY		Fiesta XR2	15:38.879	12	25.268	76.10	1:16.839
12	96		Gareth WRIGHT		Peugeot XSi	15:43.283	12	29.672	75.74	1:16.990
13	63		Pat GROVE		Peugeot 205 GTi	15:47.686	12	34.075	75.39	1:16.713
14	72		Simon HARVEY		Peugeot 205 GTi	15:49.032	12	35.421	75.29	1:17.472
15	19		Matt LEWIS		Fiesta XR2	15:51.845	12	38.234	75.06	1:16.963
16	24		Simon HUNT		Peugeot 205 GTi	15:52.456	12	38.845	75.02	1:17.341
17	12		Carl TOWNEND		Peugeot 106 XSi	15:53.679	12	40.068	74.92	1:17.190
18	34		Chris BALL		Fiesta XR2	15:59.340	12	45.729	74.48	1:17.446
19	40		John WAPLES		Fiesta XR2i	16:00.376	12	46.765	74.40	1:18.188
20	38		Phillip BECKER		Fiesta XR2i	16:00.510	12	46.899	74.39	1:17.760
21	32		Daniel ADDERLEY		Peugeot 205 GTi	16:08.333	12	54.722	73.78	1:18.565
22	8		James WARNER		Fiesta XR2	16:08.763	12	55.152	73.75	1:18.423

NOT CLASSIFIED

18			Roger EBDON		Fiesta XR2	12:11.420	9	D.N.F.	73.26	1:16.717
43			Tim MARSHALL		Peugeot 205 GTi	11:08.798	8	D.N.F.	71.22	1:18.083
79			Gary PARKES		Fiesta XR2	15:45.695	7	N.C.F.	44.07	1:18.983
65			Terry ROUGHTON		Peugeot 205 GTi	4:48.342	3	D.N.F.	61.95	2:50.176

FASTEST LAP

3			Pete MORGAN		Fiesta XR2	1:14.930	9	79.46mph	127.88kph	
---	--	--	-------------	--	------------	----------	---	----------	-----------	--

NEW LAP RECORD
Weather/Track: Sunny/Dry


Clerk of Course: 

www.mstworld.com

MST sports timing

Stewards:

Oulton Park
Circuit Length = 1.6540 miles.
Start: 17:11

Timekeeper: 

Issued - 17:42 Saturday, 06 April 2002

6.002

750MC Locost in association with Stuart Taylor Motorsport Provisional Results Race 10

POS	NO	CL	NAME	NAT	ENTRY	TIME	LAPS	GAP	MPH	BEST
1	1		Darryl BECKWITH		Locost	15:55.107	12		74.81	1:18.055
2	70		James GRANTHAM		Locost	15:55.958	12	0.851	74.74	1:18.083
3	9		Andrew CRAPNELL		Locost	15:57.228	12	2.121	74.64	1:17.682
4	3		Darren BANKS		Locost	15:57.393	12	2.286	74.63	1:18.102
5	62		Brian MITCHAM		Locost	15:57.570	12	2.463	74.61	1:17.904
6	15		Richard CARTLEDGE		Locost	15:59.337	12	4.230	74.48	1:18.280
7	33		Chris JAMES		Locost	16:09.792	12	14.685	73.67	1:18.699
8	41		Brett TOWNSEND		Locost	16:10.694	12	15.587	73.61	1:18.927
9	5		Malcolm MITTON		Locost	16:11.099	12	15.992	73.57	1:18.844
10	49		Mark CRANKSHAW		Locost	16:11.948	12	16.841	73.51	1:18.570
11	37		Kevin LUCAS		Locost	16:19.079	12	23.972	72.98	1:19.309
12	88		Nik TARRY		Locost	16:19.179	12	24.072	72.97	1:19.197
13	39		Cofin BECKWITH		Locost	16:19.593	12	24.486	72.94	1:18.825
14	68		Tom BALLENTYNE		Locost	16:23.980	12	28.873	72.61	1:19.131
15	27		Alex HUGHES		Locost	16:34.091	12	38.984	71.87	1:19.973
16	51		Helen SAUNDERS		Locost	16:38.166	12	43.059	71.58	1:19.735
17	96		Jon GLOVER		Locost	16:41.380	12	46.273	71.35	1:20.041
18	43		Erik FAIRBAIRN		Locost	16:41.590	12	46.483	71.33	1:18.998
19	18		Philip O'HALLORAN		Locost	16:43.525	12	48.418	71.20	1:21.301
20	32		Derek LINLEY		Locost	16:49.780	12	54.673	70.76	1:21.619
21	52		Simon READ		Locost	17:01.236	12	1:06.129	69.96	1:19.987
22	34		Ian GIBSON		Locost	17:15.009	12	1:19.902	69.03	1:23.392
23	24		Matt CHERRINGTON		Locost	16:00.952	11	1 LAP	68.16	1:23.875
24	69		John BALLENTYNE		Locost	16:04.282	11	1 LAP	67.92	1:23.900
25	11		Ivan THOMAS		Locost	16:07.056	11	1 LAP	67.73	1:23.609

NOT CLASSIFIED

87	Alan YEARLEY	Locost	7:56.635	5	D.N.F.	62.46	1:22.300
----	--------------	--------	----------	---	--------	-------	----------

FASTEST LAP


9	Andrew CRAPNELL	Locost	1:17.682	8	76.65mph	123.35kph
---	-----------------	--------	----------	---	----------	-----------

Weather/Track: Sunny/Dry

MST sports timing

Oulton Park
Circuit Length = 1.6540 miles.
Start: 17:33

Clerk of Course:



Stewards:

Timekeeper: