



CHAMPIONSHIP CAR RACES

Club Motorsport at its best!

OFFICIAL PROGRAMME

SNETTERTON

Sept 14/15

£2.00



This meeting is held under the General Regulations of the MSA (incorporating the provisions of the International Sporting Code of the FIA) and the Supplementary Regulations, Final Instructions and any written instructions which the Organisers issue for the race meeting. MSA Permit No: 11753.

Saturday 14th September

Practice Sessions

	Time
Stuart Taylor Locost Championship	9.00
Demon Tweeks/Yokohama/CCC Stock Hatch Championship - session A	9.25
Demon Tweeks/Yokohama/CCC Stock Hatch Championship - session B	9.50
750 Motor Club Kit Car Championship	10.15
750 Motor Club 750 Formula Championship	10.40
750 Motor Club 7 Challenge	11.05

Races

1: Stuart Taylor Locost Championship	12.30
2: Demon Tweeks/Yokohama/CCC Stock Hatch Championship - Heat	12.55
3: 750 Motor Club Kit Car Championship	1.25
4: 750 Motor Club 750 Formula Championship	1.55
5: 750 Motor Club 7 Challenge	2.20
6: Demon Tweeks/Yokohama/CCC Stock Hatch Championship	3.00
7: 750 Motor Club Kit Car Championship	3.30
8: 750 Motor Club 750 Formula Championship	3.55
9: 750 Motor Club 7 Challenge	4.25

Sunday 15th September

Practice Sessions

	Time
750 Motor Club Formula Vee Championship - session A	9.00
750 Motor Club Formula Vee Championship - session B	9.25
Kelsport/Club Lotus Roadsports Championship	9.50
John Cooper Challenge	10.15
Demon Tweeks/Yokohama/CCC Hot Hatch Championship	10.40
Sports Racing & GT Challenge	11.05
Sports 1000 Demonstration	11.30

There will be a One Minute Silence prior to the start of racing in memory of Tony Clinkard & Stefan Gilboy who lost their lives at Cadwell Park on Sunday 1st September.

10: 750 Motor Club Formula Vee Championship - Heat	12.45
11: Kelsport/Club Lotus Roadsports Championship	1.10
12: John Cooper Challenge	1.45
13: 750 Motor Club Formula Vee Championship - Final	2.10
14: Sports Racing & GT Challenge	2.35
15: Demon Tweeks/Yokohama/CCC Hot Hatch Championship	3.00
16: Kelsport/Club Lotus Roadsports Championship	3.40
Sports 1000 Demonstration	4.15
17: Sports Racing & GT Challenge	4.45

The organisers reserve the right, with the permission of the Stewards of the Meeting and/or the Clerk of Course, to change the order in which events are run and to postpone, cancel or abandon the meeting or any part thereof.

RACE MEETING OFFICIALS

MSA STEWARD

TBA

CLERKS OF COURSE

V.Ayres

DEPUTY CLERKS

D.Brice J.Smith

DRIVING STANDARDS

OBSERVERS

TBA

CLUB STEWARDS

E.Minhinnick K.Messer

TIMEKEEPERS

T.Stevens (Chief) A.Stevens

R.Adie T.Adie

M.Adie A.Preston

SCRUTINEERS

D.F.D.Smith (Chief) H.Fisher

R.Dominy W.Cass

I.Brocklesby R.Byatt

R.Blackmore C.Baker

M.Hoggarth K.Peake

INCIDENT OFFICER

A.Bennett

CHIEF MARSHAL

P.Harding

CHIEF OBSERVER

P. Stenning

CHIEF MEDICAL OFFICER

Prof. C.Loveday

RACE RESCUE UNIT

750 Motor Club BRSCC

COMMENTATOR

L.Beales

SECRETARY OF THE MEETING

Robin Knight

MARSHALS

750 Motor Club
BMRMC & friends

Race 1**10 Laps****Locost Championship***Sponsored by**Stuart Taylor Motorsport*

NO	DRIVER	CAR DETAILS	CCS	HOMETOWN	CLUB
1	Darryl Beckwith	Locost	1300	Saunderton	750
3	Darren Banks	Locost	1300	Honiton	750
5	Malcolm Mitton	Locost	1300	Little Staughton	750
6	Tim Gray	Locost	1300	Trowell	750
7	Royce Grey	Locost	1300	Alresford	750
9	Andrew Crapnell	Locost	1300	Bradford On Avon	750
11	Ivan Thomas	Locost	1300	Chelmsford	750
14	Steve Kimber	Locost	1300	Tonbridge	750
15	Richard Cartledge	Locost	1300	Bolton	750
16	Niki Baxter	Locost	1300	Belper	750
18	Philip O'Halloran	Locost	1300	Hersham	750
24	Matt Cherrington	Locost	1300	Melksham	750
27	Alex Hughes	Locost	1300	Hindhead	750
30	Ian Collins	Locost	1300	Bevere	750
32	Derek Linley	Locost	1300	Huddersfield	750
33	Chris James	Locost	1300	Reading	750
34	Ian Gibson	Locost	1300	Braintree	750
Res 1 35	Alex Jullien	Locost	1300	Wickford	750
39	Colin Beckwith	Locost	1300	High Wycombe	750
41	Brett Townsend	Locost	1300	Leamington Spa	750
48	Ian McLaughlin	Locost	1300	Worksop	750
49	Mark Crankshaw	Locost	1300	Cambridge	750
51	Helen Saunders	Locost	1300	Sonning Common	750
52	Simon Read	Locost	1300	Ely	750
Res 2 55	Rodney Gildersleeves	Locost	1300	Sudbury	750
59	David Brailey	Locost	1300	Wyndham	750
62	Brian Mitcham	Locost	1300	Bury St Edmunds	750
68	Tom Ballentyne	Locost	1300	Colchester	750
69	John Ballentyne	Locost	1300	Colchester	750
70	James Grantham	Locost	1300	Hapton	750
72	James Harris	Locost	1300	Howden	750
88	Nik Tarry	Locost	1300	Southampton	750
96	Jon Glover	Locost	1300	Coventry	750
99	Stuart James	Locost	1300	Tadley	750

Lap Record

William Mitcham 1:28.976 77.41 17/06/01

The 750 Motor Club Locost Championship is sponsored in 2002 by Stuart Taylor Motorsport, the most significant parts supplier to the Locost racers. With over 60 cars currently registered, the cars are all built to the same basic design and use a standard Ford 1300 cc x flow engine. Designed to ensure close racing and encourage new drivers into club racing at sensible cost levels the championship has now expanded to a point where 2 grids are necessary at some meetings. Stuart Taylor supply all parts required for a car build along with help and advice to any prospective racers.

Races 2/6

12 Laps

Demon Tweeks/Yokohama/CCC Stock Hatch Championship

NO	DRIVER	CAR DETAILS	CCS	HOMETOWN	CLUB
0	Paul Taylor	Peugeot 205 GTi	1600	Great Amwell	750
2	Andy Burgess	Suzuki Swift GTi	1300	Crawley	750
6	Darren Blumson	Peugeot 205 GTi	1580	Reigate	750
9	Craig Shepherd	Fiesta XR2	1600	Braintree	750
11	Gordon Macmillan	Peugeot 205 GTi	1580	Swindon	750
15	Dave Balding	Fiesta XR2	1600	South Woodham	750
19	Matt Lewis	Fiesta XR2	1600	Leatherhead	750
23	Charles Cozens	Peugeot 1.4 XSi	1360	Thatcham	750
26	Simon Howard	Fiesta XR2	1600	Norwich	750
28	Kevin Hatch	Fiesta XR2	1600	Salisbury	750
33	Jonathan Howes	Fiesta XR2	1600	Norwich	750
35	Andrew Thorpe	Fiesta XR2	1600	Ilkley	750
38	Phillip Becker	Fiesta XR2i	1600	Henlow	750
40	John Waples	Fiesta XR2i	1600	Truro	750
44	Simon Welford	Fiesta XR2i	1600	Esher	750
53	Paul Coulam	Fiesta XR2	1600	Horncastle	750
56	Jim Musker	Fiesta XR2	1600	Dodleston	750
61	Tony Taylor	Peugeot 205 GTi	1580	Ware	750
63	Pat Grove	Peugeot 205 GTi	1600	Tewkesbury	750
67	Mark Alden	Fiesta XR2	1600	Manchester	750
74	James Fennelow	Fiesta XR2	1600	Spalding	750
79	Gary Parkes	Fiesta XR2	1597	Lincoln	750
88	James Marshall	Fiesta XR2i	1600	Warwick	750
90	Peter Skinner	Fiesta XR2	1600	Wiggington	750
96	Gareth Wright	Peugeot XSi	1600	Wisbech	750
98	Ian Oakes	Vauxhall Nova GTE	1600	Bletchley	750
100	Wayne Bailey	Peugeot 205 GTi	1600	Iver	750
106	Phillip Mansfield	Fiesta XR2	1600	Canvey Island	750
114	James Gardiner	Peugeot 205 GTi	1580	Findern	750
117	Peter Felix	Peugeot 106	1600	Allestree	750
123	Paul Wilson	Fiesta XR2	1598	Nailsea	750
125	Andy Perks	Fiesta XR2	1600	Chelmsford	750

The above are in the 1st Stock Hatch practice session.

Lap Record	Tony Scarlett	1:28.764	79.16	11/08/02
------------	---------------	----------	-------	----------

Demon Tweeks, Yokohama tyres & Cars & Car Conversions magazine are the main sponsors for the Stock Hatch Championship, which in its 5th year continues to be one of the most popular saloon car championships in the UK. The use of standard engine & gearbox, a 'control' Yokohama A539 tyre and a weight penalty for leading cars ensures close racing at very affordable cost.

Race 2/6 **12 Laps**

Demon Tweeks/Yokohama/CCC Stock Hatch Championship

NO	DRIVER	CAR DETAILS	CCS	HOMETOWN	CLUB
1	Tony Scarlett	Peugeot 106 XSi	1587	Scholes	750
3	Pete Morgan	Fiesta XR2	1600	Wrexham	750
7	Glenn Stokes	Peugeot 106	1600	Chafford Hundred	750
10	Paul Tibbs	Fiesta XR2	1600	Spalding	750
12	Carl Townend	Peugeot 106 XSi	1580	Ecclesfield	750
16	Alan Thorndyke	Peugeot 205 GTi	1600	Stanford -le- Hope	750
22	Hilary Howlett	Peugeot 106 XSi	1587	Dereham	750
24	Simon Hunt	Peugeot 205 GTi	1590	Allestree	750
27	Stewart Nind	Peugeot GTi	1600	Sittingbourne	750
32	Daniel Adderley	Peugeot 205 GTi	1598	Witney	750
34	Chris Ball	Fiesta XR2	1600	Bournemouth	750
36	Michael Coleman	Fiesta XR2	1600	Wisbech	750
39	Richard Kingsnorth	Peugeot 205 GTi	1600	Colchester	750
43	Tim Marshall	Peugeot 205 GTi	1580	Hinckley	750
46	Chris Dear	Rover Metro GTi	1400	Farnborough	750
55	Tony Headland	Fiesta XR2	1600	Norwich	750
58	Martin Boon	Fiesta Si	1400	Kings Lynn	750
62	Cliff Pellin	Fiesta XR2	1600	Canvey Island	750
65	Terry Roughton	Peugeot 205 GTi	1580	Wisbech	750
69	Richard Warner	Fiesta XR2	1600	Northwich	750
75	Simon Bowyer	Fiesta XR2	1600	Islington	750
87	Andy Bowden	Vauxhall Nova GSi	1600	Slough	750
89	Nick Joyce	Fiesta XR2	1600	Wellesbourne	750
92	Paul McMillan	Citroen Saxo	1600	Wisbech	750
97	Andy Baldwin	Vauxhall Nova GTE	1598	Leicester	750
99	Matt Fincham	Peugeot 205 GTi	1598	Aylesbury	750
102	Ian Perry	Peugeot 205	1580	Powick	750
108	Arthur Shaw	Fiesta XR2i	1600	Spratton	750
115	Simon Holloway	Suzuki Swift	1300	Wyomondham	750
122	Sean Stanway	Fiesta XR2	1600	Chelmsford	750
124	Steve Drewery	Suzuki Swift	1300	Kings Lynn	750

The above are in the 2nd Stock Hatch practice session. From the combined times the slowest 32 go into Race 2, the remainder into Race 6 which will, if there are spaces, be topped up to 32 by the top finishers in Race 2.

Demon Tweeks, Yokohama tyres & Cars & Car Conversions magazine are the main sponsors for the Stock Hatch Championship, which in its 5th year continues to be one of the most popular saloon car championships in the UK. The use of standard engine & gearbox, a 'control' Yokohama A539 tyre and a weight penalty for leading cars ensures close racing at very affordable cost.

Races 3 & 7

10 Laps

750 Motor Club Kit Car Championship

No	CLS	DRIVER	CAR DETAILS	CCS	HOMETOWN	CLUB
4	B	Simon Childs	Sylva Phoenix	1800	Rugby	750
6	B	Andrew Owen	Sylva Phoenix	1800	Welwyn Garden City	750
10	A	Clive Turner	Autotune Gemini	3000	Sandiacre	750
12	A	Jamie Packham	Fisher Fury	1600	Henley on Thames	750
13	A	Graham Dash	Sylva Striker	1600	Woking	750
16	A	Anton Landon	Westfield SE	1700	Natwich	750
18	B	Mark Arden	Sylva Phoenix	1800	Binbrook	750
20	B	Robert Putnam	Procomp LA Gold	1800	Warley	750
21	B	Nigel Brown	Sylva Phoenix	1800	Great Barr	750
24	B	Paul Sawyer	Westfield SE	1800	Redditch	750
27	A	Dave Roberts	Sylva Striker	2800	Hull	750
38	B	Steve Taylor	Sylva Phoenix	1800	Swavesey	750
44	B	Richard Johnston	Sylva Phoenix	1800	Harpenden	750
45	B	Brian Dean	Sylva Striker Mk2	1800	Leicester	750
46	B	Sheridan Bell	Procomp LA Gold	1800	Skegness	750
51	A	Tony Absolom	Sylva Striker	1700	Reading	750
53	B	Andy Hiley	Locost	1800	Golcar	750
55	B	Andrew Ward	Sylva Striker	1800	Kettering	750
62	B	Clive Hudson	Sylva Phoenix	1800	Gayton	750
65	B	Richard Clough	Sylva Stryker	1800	keighley	750
69	A	Nick Craddock	Sylva Phoenix	1660	Pewsey	750
75	A	Matthew Lewis	Eldon Roadster	3500	Woking	750
84	A	Wicher Kist	Westfield SEW	1688	Abington	750
88	B	Bryan Healey	Sylva Striker	1800	Poynton	750
99	A	John Cartwright	Sylva Striker Mk2	1700	Beckenham	750

Lap Records	A	Andy Sterling	1:18.736	89.25	08/04/01
	B	Steve Taylor	1:19.291	88.62	11/08/02

The 750 Motor Club Kit Car Championship is for road legal front-engined Kit Cars. The engine regulations allow considerable freedom whilst there are limitations on the design of rear suspension and transmission. There are three classes, A - up to 3500cc and class B - 1800 Ford Zetec.

Races 4 & 8

10 Laps

750 MC 750 Formula Championship

Nº	CLS	DRIVER	CAR DETAILS	CCS	HOMETOWN	CLUB
1		Peter Bove	Darvi 88/P	850	Essendon	750
2		Bob Simpson	SS Reliant	850	West Drayton	750
3		Mick Harris	Darvi 877	850	High Wycombe	750
4		Antony Raine	Centaur Mk16	850	Verwood	750
5		Pete Knipe	DNC F750	850	Bracknell	750
6		Paul Morris	Darvi 92J	850	Calmore	750
8	B	Andrew Lake	Darvi Mk5B	850	Bedford	750
10		Rodney Hill	Mystic T4/21	850	Ashby De La Zouch	750
21	B	Ian Allen	Hague 81	850	Deeping St Nicholas	750
23	B	David Bass	Time 3B	850	Redbourne	750
24	B	Dick Hartle	Ingham 3 GT	850	Meopham	750
25	B	Paul Collins	Centaur Mk 16	850	Bedford	750
27	B	Sue Buxton	Darvi Mk5/97	850	West Malling	750
42	B	Martin Kemp	Darvi Mk6	850	Aldershot	750
43		Dick Harvey	Darvi - 91D	850	Totteridge	750
65	B	Mick Gleadow	DNC Mk 6	850	St Ives	750
66	B	William Johnston	Centaur Mk16	850	Poole	750



Lap Record

Mick Harris

1:22.00

85.69

05/04/99


750 Formula is for lightweight two-seater sports racing cars and was originally introduced by the 750 MC in 1949, as its first racing formula. The regulations provide ample scope for the budding amateur to design and build his own car, and to develop his skills in chassis / suspension design and engine tuning within carefully controlled limits; alternatively there are often suitable cars available for sale from within the formula.

Races 5 & 9

20 Laps

750 Motor Club 7 Challenge

No	CLS	DRIVER	CAR DETAILS	CCS	HOMETOWN	CLUB
3	B	Tim Lamb	Caterham 7	1600	Clevedon	750
5	B	John Benfield	Caterham 7	1600	Houghton Regis	750
16	B	Howard Kaye	Caterham 7 Supersports	1600	Crouch End	750
21	A	Peter Ratcliff	Caterham 7	1800	Epsom	750
32	C	Terry Clark	Caterham 7	1600	Northwood	750
44	A	William Mitcham	Caterham 7	1800	Bury St Edmunds	750
46	C	Ben Woodhouse	Caterham Super 7	1400	Richmond	750
63	A	Andy Toone	Caterham 7	2000	West Bridgford	750
68	B	Richard Webb	Caterham 7	1400	Fairford	750
98	A	Fenton Ramsahoye	Caterham	1800	Clapham Common	750
99	A	Martin Stewart	Caterham Super 7	2000	Dartford	750



Lap Records	A	Peter Ratcliffe	1:16.148	92.28	14/04/02
	B	John Benfield	1:22.322	84.84	14/04/02
	C	Howard Kaye	1:22.560	85.11	14/04/02

The 2002 7 Challenge is for Caterham / Lotus 7 running in 3 classes. Class A is for 1700 Xflow, 2000cc Vauxhall and Ford Zetec, 1700 twincam & 1600 K series; B includes 1600cc twincam, 1800 Ford Zetec, 1800, 1600 K Series: 1400 K series are class C, and former Scholarship/Graduate cars. All have to run on a choice of Yokohama tyres and a minimum weight of 600 kgs including the driver.

Races 10/13**12 Laps****750 MC Formula Vee Championship**

No	DRIVER	CAR DETAILS	CCS	HOMETOWN	CLUB
2	Trevor Welsh	Leystone 2001	1300	Durham	750
14	Graham Kiddy	Sheane 97	1300	Haverhill	750
22	Stephen Glasswell	Sheane 97	1300	Bury St Edmunds	750
26	Peter Andrews	Sheane 2001	1300	Gt Barr	750
29	Simon Livesley	Scarab Mk 4	1300	Richester	750
36	Peter Kalpakiotis	Leystone AHS	1300	Morden	750
40	Charlie Reilly	Sheane	1300	Wickford	750
43	John Stapleton	Leystone JH002	1300	Crayford	750
49	Graeme Whiting	Spyder	1300	Thetford	750
52	Laurence Wiltshire	AHS	1300	Buckingham	750
56	Neale Blunden	TTM Veetech	1300	Guildford	750
59	Bill Stenning	Spyder	1300	West End	750
66	Jamie Hall	Sheane 96	1300	Canvey Island	750
83	Brehmer Detlef	Leystone 2001	1300	Erbach	750
87	Warren Smith	Sheane	1300	London	750
90	Ian Buxton	Leystone	1300	Leek	750
94	Aaron Atkins	Sheane	1300	Diss	750

The above drivers are in the 1st Vee practice session; those on the next page are in the 2nd session.

From the combined times, the slowest 32 go into Race 8, the remainder into Race 11.

The grid for Race 11 will be topped-up to 32 by the top finishers in Race 8.

Formula Vee

Trevor Welsh

1:18.52

89.50

20/07/97


The 750 Motor Club Formula Vee championship is ideal for beginner and 'expert' alike, looking for competitive single seater racing on a low budget. It has been run by the 750 Motor Club since 1980 and is probably the cheapest way to go single seater racing in the UK. Engine, gearbox and much of the suspension and braking system is from the VW 1300 Beetle and this, along with a Dunlop 'control' tyre puts the emphasis on driver ability to win races.

Races 10/13

12 Laps

750 MC Formula Vee Championship

NO	DRIVER	CAR DETAILS	CCS	HOMETOWN	CLUB
1	Jeremy Clark	Spyder GAC	1300	Attleborough	750
12	Guy Bellingham	GAC 01	1300	Aylesbury	750
19	Simon Readman	Spyder	1300	Allestree	750
21	Ian Jordan	Sheane 98	1300	Tonbridge	750
24	Alan Robinson	Leystone AHS	1300	Weston Hall	750
28	Patrick Sherrington	Scarab Mk2	1300	Bagshot	750
34	Lee Levett	Sheane	1300	Brentwood	750
38	David Heavey	Leystone JH002	1300	Kilmeague	750
42	Ian Ellis	Scarab Mk4	1300	Macclesfield	750
44	Charlie Walker	Sheane	1300	Rushden	750
51	Alistair Heslop	Scarab Mk4	1300	Stoke Bruerne	750
55	Jon Randall	Kaimann	1300	Stondon Massey	750
57	Neil Chilleystone	Scarab Mk2	1300	Hingham	750
60	Bob Higgins	Sheane	1300	Arundel	750
68	Steven Ough	Leystone AHS	1300	Bradford	750
85	Tony Dowson	Sheane	1300	Ealing	750
89	David Lavington	Sheane	1300	Mayfield	750
91	Paul Nicholls	Leystone JH02 AHS	1300	Loughborough	750
97	Mark Dunham	Sheane	1300	Ely	750



The 750 Motor Club Formula Vee championship is ideal for beginner and 'expert' alike, looking for competitive single seater racing on a low budget. It has been run by the 750 Motor Club since 1980 and is probably the cheapest way to go single seater racing in the UK. Engine, gearbox and much of the suspension and braking system is from the VW 1300 Beetle and this, along with a Dunlop 'control' tyre puts the emphasis on driver ability to win races.

Races 11 & 16 15 & 10 Laps

750 Motor Club Roadsports Championship

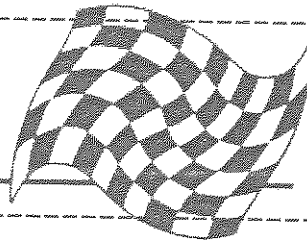
No	CLS	DRIVER	CAR DETAILS	CCS	HOMETOWN	CLUB
2	A	Mal Davison	Porsche 911	3200	Burntwood	750
3	C	Howard Jones	Ginetta G4	1300	Bedford	750
4	B	Stephen Oliver	Lotus Elise	1800	Ely	750
5	A	Pat Thomas	Lotus Exige	1800	Spalding	750
6	B	Mike Youles	Lotus Elan	1600	Brighton	750
7	B	Robbie Watts	Renault Spider	2000	Westcliff On Sea	750
9	A	Chris Varey	Porsche 968CS Turbo	2500T	Cirencester	750
12	C	Pete Richards	Clan Crusader	998	March	750
17	A	Mike Walker	Porsche 911 RSR	3600	East Harptree	750
18	A	Cliff Finn	Ginetta G4	1998	East Molesey	750
19	C	John Morgan	Ginetta G15	998	Chalfont St Peter	750
26	A	John Chatley	TVR Griffith	4997	Inkberrow	750
29	A	Keith Ahlers	Morgan +8	4554	Trinity	750
33	C	Rob Moody	Turner Mk. 2	1340	East Harling	750
36	A	Michael Salmon	Porsche 968	3000	Shalbourne	750
37	B	Paul Keevill	Lotus Elan	1598	Hemel Hempstead	750
39	A	Paul Edwards	Porsche 911	2993	Ickenham	750
40	B	Alex Graham	Renault Spyder	2000	Farnborough	750
42	C	Paul Morgan	Ginetta G15	998	Chalfont St Peter	750
45	A	Richard Smith	Porsche 924 Turbo	1984	Ropley	750
46	A	Mark Donald	Lotus Exige	1800	Hemel Hempstead	750
47	A	Wayne Jackson	Porsche 968	3000	Whitley Bridge	750
50	A	Holly Mason	Lotus Exige	1800	Hampstead	750
55	A	John Hammersley	Porsche 911	3400	Stone	750
66	B	John Reed	Renault Spider	1998	Great Bardfield	750
88	A	Chris Williams	Morgan +8	4500	Buckhurst Hill	750
99	B	Alec Livesley	Jensen Healey	2000	St Leonards On Sea	750

Lap Records	CLS	DRIVER	TIME	CCS	DATE
	A	Keith Ahlers	1:18.061	90.02	14/04/02
	B	Phil Gladman	1:21.42	86.31	02/08/98
	C	Kevin Ginger	1:25.87	81.84	02/08/98

The Roadsports Championship, sponsored again in 2002 by **KELSport** and **Club Lotus** is the most varied and competitive sports car category in the country, attracting cars from five decades, over ten different manufacturers and has in excess of 110 eligible models of sports cars currently listed. With carefully chosen class structures to ensure close competition for everyone, even cars from one-make series will find a place with more interesting competition.

Race 12

John Cooper Challenge



10 Laps

N°	DRIVER	CAR DETAILS	CCS	HOMETOWN	CLUB
2	Julian Maynard	ClubSport Mini	1600	London	750
3	Jq Bamford	ClubSport Mini	1600	London	750
4	Liz Biagioni	ClubSport Mini	1600	London	750
5	Barney Craggs	ClubSport Mini	1600	London	750
6	Glen Christian	ClubSport Mini	1600	West Malling	750
7	Steven Meli	ClubSport Mini	1600	London	750
8	Chris Chilton	ClubSport Mini	1600	Teddington	750
9	Phil Dyson	ClubSport Mini	1600	Bognor Regis	750
10	Ross Dyson	ClubSport Mini	1600	Bognor Regis	750
11	David Phillips	ClubSport Mini	1600	Ditchling	750
12	Dave Elliott	ClubSport Mini	1600	Rustington	750
14	Rob Holgate	ClubSport Mini	1600	Haslemere	750
15	Phil Hollingdale	ClubSport Mini	1600	Leatherhead	750
16	Nick Smith	ClubSport Mini	1600	Dosthill	750
17	Tony Skelton	ClubSport Mini	1600	Canterbury	750
18	Graham Parsons	ClubSport Mini	1600	Brighton	750
19	Stephen Campbell	ClubSport Mini	1600	London	750
20	Andrew Stevens	ClubSport Mini	1600	Norwich	750
21	Arthur Forster	ClubSport Mini	1600	Morpeth	750
22	Nigel Armitage	ClubSport Mini	1600	Singleton	750
23	Andy Waterfall	ClubSport Mini	1600	Guildford	750
25	Ben Blydenstein	ClubSport Mini	1600	Fulham	750
26	Julian McGinnity	ClubSport Mini	1600	Henley in Arden	750
27	Dominic Yarnold	ClubSport Mini	1600	Stratford upon Avon	750

MINTEX




DUNLOP



Competition Car Insurance

Races 14 & 17 10 & 15 Laps MAN Trucks Sports Racing & GT Challenge

No	CLS	DRIVER	CAR DETAILS	CCS	HOMETOWN	CLUB
1	C	Ken Culverwell	Westfield 11	1330	Burntwood	750
2	B	Mark Jordan	Jaguar D Type	4200	Elstree	SR>C
9	B	Richard Abels	Jaguar E Type	4235	Oakham	750
17	A	Mike Walker	Porsche 911	3600	East Harptree	750
18	A	Michael Shoobridge	DWR Cobra Replica	6900	Frankfurt, Germany	SR & GT
21	D	Anna Robins	Reliant Sabre 6	2553	Elstree	750
24	B	Justin Fleming	Jaguar D Type Replica	4200	East Chiltonington	SR & GT
25	D	Graham Turner	Ford GT40 Mk 1	5000	Great Bricett	750
27	B	Graham Paddick	Kougar Jaguar	3800	Henley -on- Thames	750
57	D	Nick Taylor	Gardner Douglas Cobra	6000	Awsworth	750
97	D	Mike Haig	Marcos 3000 GT	2997	Perry Barr	750
98	A	Cheng Lim	AC Cobra	6600	Singapore	750



There will be a Minute's
Silence prior to the start
of racing on Sunday
in memory of
Tony Clinkard and
Stefan Gilboy.


The MAN TRUCKS Sports Racing & GT Challenge is open to original and replica cars such as AC Cobra, Ford GT40, Jaguar C & D types, Lots, Marcos, Porsche etc. Engine tuning is virtually free with the exception of forced induction (turbocharging, supercharging), all cars have to run on selected Yokohama road-legal tyres and there are minimum weights in all classes.

Race 15

20 Laps

Demon Tweeks/Yokohama/CCC Hot Hatch Championship

No	CLS	DRIVER	CAR DETAILS	CCS	HOMETOWN	CLUB
1	A	Mark Cunningham	Fiesta	1600	Southwater	750
9	A	Martyn Culley	Fiesta XR2	1600	Andover	750
10	B	Lee Reynolds	Citroen AX GTi	1360	Church Stretton	750
11	A	Mark Ahlin	Saxo VTR	1600	Great Dunmow	750
13	A	Adrian Lowes	Escort 1600S	1600	Harsham	750
15	A	Barrie Culley	Fiesta XR2	1600	Basingstoke	750
17	A	Andrew Dunlop	Astra GTE	2000	Longsight	750
22	A	Andy Fells	Fiesta XR2	1600	Basildon	750
27	A	David Phillips	Honda Civic Si	1600	Witton	750
32	A	Richard Walmsley	Peugeot 106 GTi 16v	1600	Dewsbury	750
33	B	Mark Routledge	Fiesta	1398	Letchworth	750
35	B	Keith Piper	Vauxhall Corsa SRI	1389	Haywards Heath	750
51	A	Simon Hill	Peugeot 205 GTi	1600	Stone	750
55	A	Steve Horner	Fiesta RS 1800	1800	Buckingham	750
84	B	Mark Bush	Rover Metro GTi	1400	Milton Keynes	750
97	B	Andy McLennan	Suzuki Swift	1300	London Colney	750



Lap Records	A	Roger Edbon	1:23.307	84.35	28/10/01
	B	Mark Bush	1:25.243	82.43	11/08/02

Demon Tweeks, Yokohama tyres and Cars & Car Conversions Magazine are the main sponsors for this year's Hot Hatch Championship which attracts a wide range of popular hatchback cars of up to 2000cc. Cars are allowed engine and suspension modifications, standard pattern brakes and all must use the Yokohama A032R 'control' tyre. This together with a weight penalty for leading cars ensures close racing without excessive budgets.

Snetterton Circuit - Lap Speed Table

Time in secs	Speed in mph	Time in secs	Speed in mph	Time in secs	Speed in mph	Time in secs	Speed in mph	Time in secs	Speed in mph	Time in secs	Speed in mph	Time in secs	Speed in mph
70.00	100.39	73.00	96.26	76.00	92.46	79.00	88.95	82.00	85.70	85.00	82.67	88.00	79.85
70.10	100.25	73.10	96.13	76.10	92.34	79.10	88.84	82.10	85.59	85.10	82.58	88.10	79.76
70.20	100.10	73.20	96.00	76.20	92.22	79.20	88.73	82.20	85.49	85.20	82.48	88.20	79.67
70.30	99.96	73.30	95.87	76.30	92.10	79.30	88.62	82.30	85.39	85.30	82.38	88.30	79.58
70.40	99.82	73.40	95.74	76.40	91.98	79.40	88.50	82.40	85.28	85.40	82.29	88.40	79.49
70.50	99.68	73.50	95.61	76.50	91.86	79.50	88.39	82.50	85.18	85.50	82.19	88.50	79.40
70.60	99.54	73.60	95.48	76.60	91.74	79.60	88.28	82.60	85.08	85.60	82.09	88.60	79.31
70.70	99.39	73.70	95.35	76.70	91.62	79.70	88.17	82.70	84.97	85.70	82.00	88.70	79.22
70.80	99.25	73.80	95.22	76.80	91.50	79.80	88.06	82.80	84.87	85.80	81.90	88.80	79.14
70.90	99.11	73.90	95.09	76.90	91.38	79.90	87.95	82.90	84.77	85.90	81.81	88.90	79.05
71.00	98.97	74.00	94.96	77.00	91.26	80.00	87.84	83.00	84.67	86.00	81.71	89.00	78.96
71.10	98.84	74.10	94.83	77.10	91.14	80.10	87.73	83.10	84.56	86.10	81.62	89.10	78.87
71.20	98.70	74.20	94.71	77.20	91.03	80.20	87.62	83.20	84.46	86.20	81.52	89.20	78.78
71.30	98.56	74.30	94.58	77.30	90.91	80.30	87.51	83.30	84.36	86.30	81.43	89.30	78.69
71.40	98.42	74.40	94.45	77.40	90.79	80.40	87.40	83.40	84.26	86.40	81.33	89.40	78.60
71.50	98.28	74.50	94.32	77.50	90.67	80.50	87.29	83.50	84.16	86.50	81.24	89.50	78.52
71.60	98.15	74.60	94.20	77.60	90.56	80.60	87.19	83.60	84.06	86.60	81.15	89.60	78.43
71.70	98.01	74.70	94.07	77.70	90.44	80.70	87.08	83.70	83.96	86.70	81.05	89.70	78.34
71.80	97.87	74.80	93.95	77.80	90.32	80.80	86.97	83.80	83.86	86.80	80.96	89.80	78.25
71.90	97.74	74.90	93.82	77.90	90.21	80.90	86.86	83.90	83.76	86.90	80.87	89.90	78.17
72.00	97.60	75.00	93.70	78.00	90.09	81.00	86.76	84.00	83.66	87.00	80.77	90.00	78.08
72.10	97.46	75.10	93.57	78.10	89.98	81.10	86.65	84.10	83.56	87.10	80.68	90.10	77.99
72.20	97.33	75.20	93.45	78.20	89.86	81.20	86.54	84.20	83.46	87.20	80.59	90.20	77.91
72.30	97.20	75.30	93.32	78.30	89.75	81.30	86.44	84.30	83.36	87.30	80.49	90.30	77.82
72.40	97.06	75.40	93.20	78.40	89.63	81.40	86.33	84.40	83.26	87.40	80.40	90.40	77.73
72.50	96.93	75.50	93.08	78.50	89.52	81.50	86.22	84.50	83.16	87.50	80.31	90.50	77.65
72.60	96.79	75.60	92.95	78.60	89.40	81.60	86.12	84.60	83.06	87.60	80.22	90.60	77.56
72.70	96.66	75.70	92.83	78.70	89.29	81.70	86.01	84.70	82.97	87.70	80.13	90.70	77.48
72.80	96.53	75.80	92.71	78.80	89.18	81.80	85.91	84.80	82.87	87.80	80.04	90.80	77.39
72.90	96.40	75.90	92.58	78.90	89.06	81.90	85.80	84.90	82.77	87.90	79.95	90.90	77.31

750 Motor Club 750 Formula Championship 2002

1st	191	Mick Harris	4th	149	Bob Simpson
2nd	173	Peter Bove	5th	101	Paul Morris
3rd	167	Antony Raine	6th	97	Chris Gough

750 Motor Club Formula Vee Championship 2002

1st	224	Trevor Welsh	4th	163	Ian Jordan
2nd	206	Jeremy Clark	5th	128	Neale Blunden
3rd	201	Patrick Sherrington	6th	95	Bill Stenning

750 Motor Club Kit Car Championship 2002

	Points	Class	Driver		Points	Class	Driver
1st	148	B	Steve Taylor	4th	91	A	Graham Dash
2nd	126	A	Matthew Lewis	5th	78	B	Steve Owen
3rd	93	B	Simon Childs	6th	76	B	Andrew Owen

750 Motor Club Roadsports Championship 2002

	Points	Class	Driver		Points	Class	Driver
1st	152	A	Keith Ahlers	4th	107	B	Robbie Watts
2nd	119	B	Stephen Oliver	5th	107	C	Pete Richards
3rd	107	A	Mal Davison	6th	100	C	Howard Jones

750 Motor Club Hot Hatch Championship 2002

	Points	Class	Driver		Points	Class	Driver
1st	145	B	Lee Reynolds	4th	107	A	Mark Cunningham
2nd	135	A	Simon Hill	5th	95	B	Patrick Purcell
3rd	113	A	Andy Fells	6th	93	B	Andy McLennan

750 Motor Club 7 Challenge 2002

	Points	Class	Driver		Points	Class	Driver
1st	145	A	Martin Stewart	4th	96	B	John Benfield
2nd	123	A	Peter Ratcliff	5th	90	A	William Mitcham
3rd	117	C	Terry Clark	6th	82	C	Ken Baird

750 Motor Club Stock Hatch Championship 2002

	Points	Driver		Points	Driver
1st	592	Pete Morgan	4th	501	Carl Townend
2nd	571	Tony Scarlett	5th	490	Matt Lewis
3rd	570	Glenn Stokes	6th	444	Hilary Howlett

750 Motor Club Locost Championship 2002

	Points	Driver		Points	Driver
1st	279	James Grantham	4th	154	Brian Mitcham
2nd	215	Darryl Beckwith	5th	139	Richard Cartledge
3rd	189	Darren Banks	6th	133	Andrew Crappnell

SNETTERTON CIRCUIT

Norwich, Norfolk. NR16 2JU.

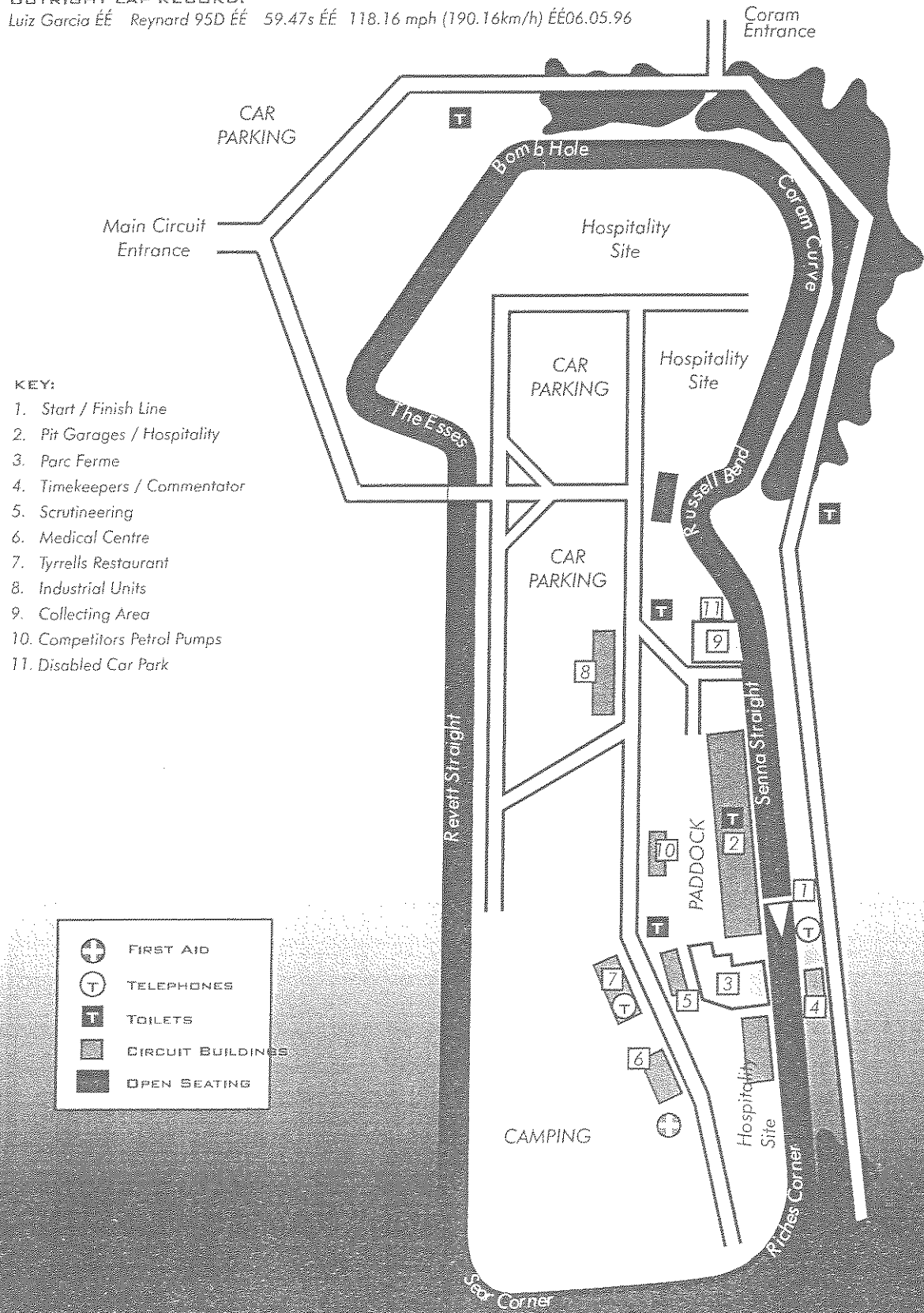
Tel: 01953 887303 Fax: 01953 888220

Central Booking Office: 0990 125 250

FULL CIRCUIT LENGTH: 1.952 miles (3.141 kms)

OUTRIGHT LAP RECORD:

Luiz Garcia $\acute{E}\acute{E}$ Reynard 95D $\acute{E}\acute{E}$ 59.47s $\acute{E}\acute{E}$ 118.16 mph (190.16km/h) $\acute{E}\acute{E}$ 06.05.96



KEY:

1. Start / Finish Line
2. Pit Garages / Hospitality
3. Parc Ferme
4. Timekeepers / Commentator
5. Scrutineering
6. Medical Centre
7. Tyrrells Restaurant
8. Industrial Units
9. Collecting Area
10. Competitors Petrol Pumps
11. Disabled Car Park

	FIRST AID
	TELEPHONES
	TOILETS
	CIRCUIT BUILDINGS
	OPEN SEATING

Stuart Taylor Motorsport Locost

Provisional Results Race 1

POS	NO	CL	NAME	NAT	ENTRY	TIME	LAPS	GAP	MPH	BEST
1	41		Brett TOWNSEND		Locost	12:13.083	8		76.68	1:29.770
2	62		Brian MITCHAM		Locost	12:13.153	8	0.070	76.67	1:30.176
3	3		Darren BANKS		Locost	12:14.259	8	1.176	76.56	1:30.006
4	52		Simon READ		Locost	12:14.613	8	1.530	76.52	1:29.566
5	72		James HARRIS		Locost	12:14.623	8	1.540	76.52	1:30.006
6	70		James GRANTHAM		Locost	12:14.703	8	1.620	76.51	1:30.200
7	1		Darryl BECKWITH		Locost	12:21.074	8	7.991	75.86	1:30.600
8	5		Malcolm MITTON		Locost	12:33.841	8	20.758	74.57	1:31.327
9	7		Royce GREY		Locost	12:34.334	8	21.251	74.52	1:31.328
10	9		Andrew CRAPNELL		Locost	12:34.394	8	21.311	74.52	1:31.582
11	39		Colin BECKWITH		Locost	12:34.978	8	21.895	74.46	1:32.406
12	35		Alex JULLIEN		Locost	12:39.623	8	26.540	74.00	1:32.830
13	15		Richard CARTLEDGE		Locost	12:39.643	8	26.560	74.00	1:32.777
14	51		Helen SAUNDERS		Locost	12:49.182	8	36.099	73.08	1:33.738
15	49		Mark CRANKSHAW		Locost	12:50.839	8	37.756	72.93	1:32.076
16	55		Rodney GILDERSLEEVES		Locost	12:51.207	8	38.124	72.89	1:33.928
17	32		Derek LINLEY		Locost	12:52.624	8	39.541	72.76	1:33.890
18	11		Ivan THOMAS		Locost	12:52.905	8	39.822	72.73	1:34.060
19	30		Ian COLLINS		Locost	13:02.599	8	49.516	71.83	1:33.849
20	88		Nik TARRY		Locost	13:03.754	8	50.671	71.72	1:34.050
21	69		John BALLENTYNE		Locost	13:06.579	8	53.496	71.47	1:36.027
22	18		Philip O'HALLORAN		Locost	13:08.169	8	55.086	71.32	1:35.565
23	99		Stuart JAMES		Locost	13:21.941	8	1:08.858	70.10	1:36.803
24	34		Ian GIBSON		Locost	13:33.771	8	1:20.688	69.08	1:39.425

NOT CLASSIFIED

14	Steve KIMBER	Locost	7:04.348	4	D.N.F.	66.24	1:36.055
27	Alex HUGHES	Locost	4:55.272	3	D.N.F.	71.39	1:34.060
96	Jon GLOVER	Locost		0	D.N.F.	N/A	
59	David BRAILEY	Locost		0	D.N.F.	N/A	

FASTEST LAP

52	Simon READ	Locost	1:29.566	3	78.45mph	126.26kph
----	------------	--------	----------	---	----------	-----------

No 6 excluded: J16.1.2/E6.1.8
 Non-starter: 24. No 48 did not restart.

Weather/Track: Cloudy/Dry

Snetterton
 Circuit Length = 1.9520 miles.
 Start: 12:26

Clerk of Course:

 13.55

Stewards:

Timekeeper:



Demon Tweeks/Yokohama/CCC Stock Hatch (AMENDED)

Provisional Results Race 2 - Heat

POS	NO	CL	NAME	NAT	ENTRY	TIME	LAPS	GAP	MPH	BEST
1	43		Tim MARSHALL		Peugeot 205 GTi	18:27.118	12		76.16	1:30.580
2	28		Kevin HATCH		Fiesta XR2	18:27.525	12	0.407	76.13	1:30.779
3	63		Pat GROVE		Peugeot 205 GTi	18:43.732	12	16.614	75.04	1:31.515
4	100		Wayne BAILEY		Peugeot 205 GTi	18:47.435	12	20.317	74.79	1:31.281
5	15		Dave BALDING		Fiesta XR2	18:47.836	12	20.718	74.76	1:31.772
6	27		Stewart NIND		Peugeot GTi	19:00.542	12	33.424	73.93	1:32.514
7	62		Cliff PELLIN		Fiesta XR2	19:03.278	12	36.160	73.75	1:32.403
8	24		Simon HUNT		Peugeot 205 GTi	19:14.720	12	47.602	73.02	1:33.272
9	90		Peter SKINNER		Fiesta XR2	19:16.309	12	49.191	72.92	1:33.821
10	44		Simon WELFORD		Fiesta XR2i	19:17.071	12	49.953	72.87	1:33.521
11	89		Nick JOYCE		Fiesta XR2	19:17.706	12	50.588	72.83	1:33.747
12	125		Andy PERKS		Fiesta XR2	19:18.095	12	50.977	72.81	1:33.450
13	123		Paul WILSON		Fiesta XR2	19:18.732	12	51.614	72.77	1:33.213
14	108		Arthur SHAW		Fiesta XR2i	19:26.623	12	59.505	72.28	1:34.151
15	36		Michael COLEMAN		Fiesta XR2	19:36.350	12	1:09.232	71.68	1:34.906
16	102		Ian PERRY		Peugeot 205	19:52.155	12	1:25.037	70.73	1:35.735
17	35		Andrew THORPE		Fiesta XR2	19:53.309	12	1:26.191	70.66	1:36.482

NOT CLASSIFIED

114	James GARDINER	Peugeot 205 GTi	17:52.753	11	D.N.F.	72.05	1:34.267
69	Richard WARNER	Fiesta XR2	16:49.428	10	D.N.F.	69.61	1:37.442
33	Jonathan HOWES	Fiesta XR2	15:23.769	9	D.N.F.	68.46	1:32.450
87	Andy BOWDEN	Vauxhall Nova GSi	12:41.019	8	D.N.F.	73.87	1:31.569
53	Paul COULAM	Fiesta XR2	9:42.538	6	D.N.F.	72.37	1:33.342
106	Phillip MANSFIELD	Fiesta XR2	8:28.016	5	D.N.F.	69.16	1:37.104
56	Jim MUSKER	Fiesta XR2	6:48.516	4	D.N.F.	68.80	1:32.349
75	Simon BOWYER	Fiesta XR2	7:26.364	4	D.N.F.	62.97	1:37.391

FASTEST LAP

43	Tim MARSHALL	Peugeot 205 GTi	1:30.580	3	77.58mph	124.85kph
----	--------------	-----------------	----------	---	----------	-----------

Exclusions: 99 (Champ reg 5.14.1) & 55, 67, 115, 124 (Champ reg 5.6.1)
 Non-starters: 74 & 79.

Weather/Track: Cloudy/Dry
 MST sports timing

Snetterton
 Circuit Length = 1.9520 miles.
 Start: 13:01

Clerk of Course:	Stewards:	Timekeeper:
 15.30		

750 Motor Club Kit Cars

Provisional Results Race 3

POS	NO	CL	NAME	NAT	ENTRY	TIME	LAPS	GAP	MPH	BEST
1	75	A	Matthew LEWIS		Eldon Roadster	13:28.692	10		86.89	1:19.780
2	38	B	Steve TAYLOR		Sylva Phoenix	13:31.634	10	2.942	86.58	1:19.476
3	4	B	Simon CHILDS		Sylva Phoenix	13:43.648	10	14.956	85.31	1:20.573
4	62	B	Clive HUDSON		Sylva Phoenix	13:51.164	10	22.472	84.54	1:21.097
5	13	A	Graham DASH		Sylva Striker	13:51.946	10	23.254	84.46	1:21.334
6	53	B	Andy HILEY		Locost	13:53.844	10	25.152	84.27	1:20.888
7	45	B	Brian DEAN		Sylva Striker Mk2	14:00.207	10	31.515	83.63	1:21.563
8	55	B	Andrew WARD		Sylva Striker	14:04.634	10	35.942	83.19	1:21.837
9	51	A	Tony ABSOLOM		Sylva Striker	14:05.081	10	36.389	83.15	1:22.107
10	65	B	Richard CLOUGH		Sylva Stryker	14:06.829	10	38.137	82.98	1:22.264
11	6	B	Andrew OWEN		Sylva Phoenix	14:09.389	10	40.697	82.73	1:21.728
12	88	B	Bryan HEALEY		Sylva Striker	14:16.097	10	47.405	82.08	1:23.582
13	44	B	Richard JOHNSTON		Sylva Phoenix	14:16.372	10	47.680	82.05	1:23.174
14	69	A	Nick CRADDOCK		Sylva Phoenix	14:22.759	10	54.067	81.45	1:23.474
15	12	A	Jamie PACKHAM		Fisher Fury	14:24.549	10	55.857	81.28	1:23.563
16	21	B	Nigel BROWN		Sylva Phoenix	14:29.329	10	1:00.637	80.83	1:24.257
17	20	B	Robert PUTNAM		Procomp LA Gold	14:29.991	10	1:01.299	80.77	1:24.656
18	99	A	John CARTWRIGHT		Sylva Striker Mk2	14:40.915	10	1:12.223	79.77	1:25.314
19	24	B	Paul SAWYER		Westfield SE	14:41.610	10	1:12.918	79.70	1:25.579
20	46	B	Sheridan BELL		Procomp LA Gold	14:43.828	10	1:15.136	79.50	1:25.579
21	84	A	Wicher KIST		Westfield SEW	14:47.214	10	1:18.522	79.20	1:25.672
22	16	A	Anton LANDON		Westfield SE	14:34.943	9	1 LAP	72.28	1:34.505

NOT CLASSIFIED

10	A	Clive TURNER	Autotune Gemini	12:14.529	8	D.N.F.	76.53	1:24.425
18	B	Mark ARDERN	Sylva Phoenix	8:34.847	6	D.N.F.	81.89	1:23.603

FASTEST LAP

38	B	Steve TAYLOR	Sylva Phoenix	1:19.476	10	88.41mph	142.29kph
75	A	Matthew LEWIS	Eldon Roadster	1:19.780	2	88.08mph	141.75kph

Non-starter: 27
Weather/Track: Cloudy/Dry

Snetterton
Circuit Length = 1.9520 miles.
Start: 13:31 End: 13:44

Clerk of Course:

[Signature] 13.55

Stewards:

Timekeeper:

[Signature]

750 Motor Club 750 Formula Provisional Results Race 4

POS	NO	CL	NAME	NAT	ENTRY	TIME	LAPS	GAP	MPH	BEST
1	3		Mick HARRIS		Darvi 877	14:08.301	10		82.83	1:23.094
2	2		Bob SIMPSON		SS Reliant	14:16.442	10	8.141	82.05	1:23.633
3	4		Antony RAINE		Centaur Mk16	14:18.946	10	10.645	81.81	1:23.842
4	1		Peter BOVE		Darvi 88/P	14:27.651	10	19.350	80.99	1:24.755
5	6		Paul MORRIS		Darvi 92J	14:30.452	10	22.151	80.73	1:24.969
6	8	B	Andrew LAKE		Darvi Mk5B	14:56.444	10	48.143	78.39	1:27.609
7	43		Dick HARVEY		Darvi - 91D	15:04.078	10	55.777	77.72	1:28.856
8	42	B	Martin KEMP		Darvi Mk6	15:06.677	10	58.376	77.50	1:28.911
9	22	B	Alan COLLARD		Hague 80	15:06.727	10	58.426	77.50	1:28.019
10	66	B	William JOHNSTON		Centaur Mk16	15:18.681	10	1:10.380	76.49	1:25.117
11	40	B	Bill RUTTER		Centaur Mk16	15:40.182	10	1:31.881	74.74	1:31.528
12	27	B	Sue BUXTON		Darvi Mk5/97	14:37.819	9	1 LAP	72.04	1:33.320
13	23	B	David BASS		Time 3B	15:24.965	9	1 LAP	68.37	1:38.849
14	24	B	Dick HARTLE		Ingham 3 GT	14:38.083	8	2 LAPS	64.02	1:46.887
15	65	B	Mick GLEADOW		DNC Mk 6	14:45.668	8	2 LAPS	63.47	1:47.492

NOT CLASSIFIED

10		Rodney HILL		Mystic T4/21	11:04.801	7	D.N.F.	73.99	1:32.760
5		Pete KNIPE		DNC F750	7:14.112	5	D.N.F.	80.93	1:23.575
55	B	Roger ROWE		Centaur Mk20	3:11.979	2	D.N.F.	73.20	1:31.404

FASTEST LAP

3		Mick HARRIS		Darvi 877	1:23.094	6	84.56mph	136.10kph
66	B	William JOHNSTON		Centaur Mk16	1:25.117	4	82.55mph	132.86kph

Weather/Track: Cloudy/Dry

Snetterton
Circuit Length = 1.9520 miles.
Start: 13:56 End: 14:10

Clerk of Course:

Charles 14:21

Stewards:

Timekeeper:

[Signature]

750 Motor Club 7 Series

Provisional Results Race 5

POS	NO	CL	NAME	NAT	ENTRY	TIME	LAPS	GAP	MPH	BEST
1	21	A	Peter RATCLIFF		Caterham 7	25:46.998	20		90.85	1:16.225
2	99	A	Martin STEWART		Caterham Super 7	25:52.606	20	5.608	90.52	1:16.314
3	19	A	Chris PORRITT		Caterham 7	25:53.007	20	6.009	90.49	1:16.129
4	44	A	William MITCHAM		Caterham 7	25:53.240	20	6.242	90.48	1:16.475
5	98	A	Fenton RAMSAHOYE		Caterham	26:09.395	20	22.397	89.55	1:17.281
6	63	A	Andy TOONE		Caterham 7	26:48.630	20	1:01.632	87.36	1:18.913
7	11	A	Howard CRAMER		Caterham 7 HPC	25:58.648	19	1 LAP	85.66	1:18.252
8	5	B	John BENFIELD		Caterham 7	26:18.461	19	1 LAP	84.58	1:21.181
9	16	B	Howard KAYE		Caterham 7 Supersports	26:18.758	19	1 LAP	84.57	1:21.617
10	14	B	Neil HINSON		Caterham Roadsport	26:21.193	19	1 LAP	84.44	1:21.433
11	3	B	Tim LAMB		Caterham 7	26:44.961	19	1 LAP	83.19	1:23.136
12	32	C	Terry CLARK		Caterham 7	27:00.978	19	1 LAP	82.36	1:23.780
13	29	C	Ken BAIRD		Caterham 7	27:01.314	19	1 LAP	82.35	1:23.385
14	68	B	Richard WEBB		Caterham 7	27:11.264	19	1 LAP	81.84	1:23.789
15	46	C	Ben WOODHOUSE		Caterham Super 7	27:11.679	19	1 LAP	81.82	1:24.098

FASTEST LAP

19	A	Chris PORRITT	Caterham 7	1:16.129	20	92.30mph	148.55kph
5	B	John BENFIELD	Caterham 7	1:21.181	18	86.56mph	139.30kph
29	C	Ken BAIRD	Caterham 7	1:23.385	16	84.27mph	135.62kph

Weather/Track: Cloudy/Dry

Snetterton
Circuit Length = 1.9520 miles.
Start: 14:18 End: 14:43

Clerk of Course  14:53	Stewards:	Timekeeper: 
--	-----------	--

Demon Tweeks/Yokohama/CCC Stock Hatch

Provisional Results Race 6 - Final

POS	NO	CL	NAME	NAT	ENTRY	TIME	LAPS	GAP	MPH	BEST
1	1		Tony SCARLETT		Peugeot 106 XSi	17:55.573	12		78.40	1:28.652
2	11		Gordon MACMILLAN		Peugeot 205 GTi	18:11.667	12	16.094	77.24	1:29.407
3	117		Peter FELIX		Peugeot 106	18:15.086	12	19.513	77.00	1:29.634
4	92		Paul McMILLAN		Citroen Saxo	18:17.233	12	21.660	76.85	1:29.936
5	16		Alan THORNDYKE		Peugeot 205 GTi	18:18.406	12	22.833	76.77	1:29.583
6	7		Glenn STOKES		Peugeot 106	18:20.631	12	25.058	76.61	1:30.018
7	58		Martin BOON		Fiesta Si	18:24.388	12	28.815	76.35	1:30.440
8	9		Craig SHEPHERD		Fiesta XR2	18:27.747	12	32.174	76.12	1:29.428
9	10		Paul TIBBS		Fiesta XR2	18:27.827	12	32.254	76.11	1:30.578
10	34		Chris BALL		Fiesta XR2	18:29.827	12	34.254	75.98	1:30.250
11	19		Matt LEWIS		Fiesta XR2	18:30.047	12	34.474	75.96	1:29.999
12	22		Hilary HOWLETT		Peugeot 106 XSi	18:38.151	12	42.578	75.41	1:30.094
13	40		John WAPLES		Fiesta XR2i	18:39.818	12	44.245	75.30	1:31.015
14	100		Wayne BAILEY		Peugeot 205 GTi	18:43.404	12	47.831	75.06	1:30.817
15	46		Chris DEAR		Rover Metro GTi	18:46.254	12	50.681	74.87	1:31.496
16	23		Charles COZENS		Peugeot 1.4 XSi	18:47.589	12	52.016	74.78	1:30.417
17	39		Richard KINGSNORTH		Peugeot 205 GTi	18:47.718	12	52.145	74.77	1:31.811
18	6		Darren BLUMSON		Peugeot 205 GTi	18:49.002	12	53.429	74.69	1:31.177
19	26		Simon HOWARD		Fiesta XR2	18:49.779	12	54.206	74.64	1:31.033
20	15		Dave BALDING		Fiesta XR2	18:50.115	12	54.542	74.61	1:31.507
21	27		Stewart NIND		Peugeot GTi	19:11.389	12	1:15.816	73.23	1:32.776
22	12		Carl TOWNEND		Peugeot 106 XSi	19:24.715	12	1:29.142	72.40	1:32.039
NOT CLASSIFIED										
43			Tim MARSHALL		Peugeot 205 GTi	9:32.971	6	D.N.F.	73.58	1:31.040
65			Terry ROUGHTON		Peugeot 205 GTi	4:51.829	3	D.N.F.	72.24	1:31.073
122			Sean STANWAY		Fiesta XR2		0	D.N.F.	N/A	
FASTEST LAP										
1			Tony SCARLETT		Peugeot 106 XSi	1:28.652	12	79.26mph		127.56kph

No 92 includes 5s penalty (J15.4.2). No 67 was not eligible to start.
 Excluded: 2,3,96(Champ reg 5.6.1) & 28,32(Champ reg 5.14.1). N/S:63,88,98,124

Snetterton
 Circuit Length = 1.9520 miles.
 Start: 15:07

Clerk of Course:  17.25	Stewards:	Timekeeper: 
---	-----------	--

750 Motor Club Kit Cars Provisional Results Race 7

POS	NO	CL	NAME	NAT	ENTRY	TIME	LAPS	GAP	MPH	BEST
1	75	A	Matthew LEWIS		Eldon Roadster	13:32.214	10		86.51	1:20.058
2	4	B	Simon CHILDS		Sylva Phoenix	13:41.294	10	9.080	85.56	1:20.626
3	62	B	Clive HUDSON		Sylva Phoenix	13:47.184	10	14.970	84.95	1:20.784
4	55	B	Andrew WARD		Sylva Striker	13:50.128	10	17.914	84.65	1:20.635
5	45	B	Brian DEAN		Sylva Striker Mk2	13:50.797	10	18.583	84.58	1:21.142
6	13	A	Graham DASH		Sylva Striker	13:51.978	10	19.764	84.46	1:19.968
7	6	B	Andrew OWEN		Sylva Phoenix	13:54.097	10	21.883	84.24	1:21.054
8	51	A	Tony ABSOLOM		Sylva Striker	13:54.988	10	22.774	84.15	1:21.332
9	69	A	Nick CRADDOCK		Sylva Phoenix	14:10.996	10	38.782	82.57	1:22.569
10	12	A	Jamie PACKHAM		Fisher Fury	14:12.211	10	39.997	82.45	1:22.878
11	44	B	Richard JOHNSTON		Sylva Phoenix	14:12.593	10	40.379	82.42	1:22.828
12	53	B	Andy HILEY		Locost	14:12.663	10	40.449	82.41	1:21.988
13	88	B	Bryan HEALEY		Sylva Striker	14:13.752	10	41.538	82.31	1:23.082
14	65	B	Richard CLOUGH		Sylva Stryker	14:15.390	10	43.176	82.15	1:22.403
15	21	B	Nigel BROWN		Sylva Phoenix	14:19.294	10	47.080	81.77	1:23.866
16	18	B	Mark ARDERN		Sylva Phoenix	14:30.318	10	58.104	80.74	1:24.241
17	20	B	Robert PUTNAM		Procomp LA Gold	14:31.563	10	59.349	80.62	1:24.369
18	24	B	Paul SAWYER		Westfield SE	14:31.649	10	59.435	80.62	1:24.466
19	84	A	Wicher KIST		Westfield SEW	14:37.109	10	1:04.895	80.11	1:24.754
20	46	B	Sheridan BELL		Procomp LA Gold	14:50.592	10	1:18.378	78.90	1:25.677
21	99	A	John CARTWRIGHT		Sylva Striker Mk2	13:40.735	9	1 LAP	77.05	1:26.870
22	16	A	Anton LANDON		Westfield SE	14:25.429	9	1 LAP	73.07	1:33.185

NOT CLASSIFIED


10	A	Clive TURNER	Autotune Gemini	3:44.279	2	D.N.F.	62.66	1:49.245
38	B	Steve TAYLOR	Sylva Phoenix	3:47.331	2	D.N.F.	61.82	1:41.840

FASTEST LAP


13	A	Graham DASH	Sylva Striker	1:19.968	5	87.87mph	141.42kph
4	B	Simon CHILDS	Sylva Phoenix	1:20.626	5	87.15mph	140.26kph

Weather/Track: Cloudy/Dry

Snetterton
Circuit Length = 1.9520 miles.
Start: 15:38 End: 15:51

Clerk of Course:  15:50

Stewards:

Timekeeper: 

**750 Motor Club 750 Formula
Provisional Results Race 8**

POS	NO	CL	NAME	NAT	ENTRY	TIME	LAPS	GAP	MPH	BEST
1	3		Mick HARRIS		Darvi 877	14:21.728	10		81.54	1:24.193
2	2		Bob SIMPSON		SS Reliant	14:22.461	10	0.733	81.47	1:23.412
3	4		Antony RAINE		Centaur Mk16	14:31.468	10	9.740	80.63	1:24.356
4	6		Paul MORRIS		Darvi 92J	14:43.049	10	21.321	79.57	1:25.507
5	66	B	William JOHNSTON		Centaur Mk16	14:56.449	10	34.721	78.38	1:27.072
6	43		Dick HARVEY		Darvi - 91D	14:57.987	10	36.259	78.25	1:28.279
7	22	B	Alan COLLARD		Hague 80	15:16.822	10	55.094	76.64	1:27.702
8	40	B	Bill RUTTER		Centaur Mk16	16:27.222	10	2:05.494	71.18	1:28.483
9	27	B	Sue BUXTON		Darvi Mk5/97	14:31.305	9	1 LAP	72.58	1:33.656
10	24	B	Dick HARTLE		Ingham 3 GT	15:11.049	9	1 LAP	69.42	1:39.058
11	23	B	David BASS		Time 3B	16:02.016	9	1 LAP	65.74	1:38.654
12	65	B	Mick GLEADOW		DNC Mk 6	14:43.826	8	2 LAPS	63.60	1:47.351

NOT CLASSIFIED

8	B	Andrew LAKE	Darvi Mk5B	8:58.816	6	D.N.F.	78.25	1:27.501
42	B	Martin KEMP	Darvi Mk6	9:06.846	6	D.N.F.	77.10	1:28.777
1		Peter BOVE	Darvi 88/P	4:30.454	3	D.N.F.	77.94	1:25.865
10		Rodney HILL	Mystic T4/21		0	D.N.F.	N/A	

FASTEST LAP

2		Bob SIMPSON	SS Reliant	1:23.412	4	84.24mph	135.58kph
66	B	William JOHNSTON	Centaur Mk16	1:27.072	4	80.70mph	129.88kph

Non-starters: 5 & 55
Weather/Track: Cloudy/Dry

Snetterton
Circuit Length = 1.9520 miles.
Start: 16:01

Clerk of Course:  16.20	Stewards:	Timekeeper: 
---	-----------	--

750 Motor Club 7 Series

Provisional Results Race 9

POS	NO	CL	NAME	NAT	ENTRY	TIME	LAPS	GAP	MPH	BEST
1	99	A	Martin STEWART		Caterham Super 7	25:48.058	20		90.78	1:16.311
2	21	A	Peter RATCLIFF		Caterham 7	25:48.707	20	0.649	90.74	1:16.205
3	44	A	William MITCHAM		Caterham 7	25:52.175	20	4.117	90.54	1:16.314
4	19	A	Chris PORRITT		Caterham 7	26:10.532	20	22.474	89.48	1:16.769
5	11	A	Howard CRAMER		Caterham 7 HPC	26:40.409	20	52.351	87.81	1:17.642
6	63	A	Andy TOONE		Caterham 7	26:41.496	20	53.438	87.75	1:17.963
7	14	B	Neil HINSON		Caterham Roadsport	26:34.666	19	1 LAP	83.72	1:21.440
8	5	B	John BENFIELD		Caterham 7	26:37.646	19	1 LAP	83.57	1:21.234
9	3	B	Tim LAMB		Caterham 7	26:45.947	19	1 LAP	83.13	1:21.598
10	97	A	Peter FRENCH		Caterham	26:50.753	19	1 LAP	82.89	1:21.722
11	16	B	Howard KAYE		Caterham 7 Supersports	26:52.115	19	1 LAP	82.82	1:21.564
12	29	C	Ken BAIRD		Caterham 7	26:58.746	19	1 LAP	82.48	1:23.434
13	32	C	Terry CLARK		Caterham 7	27:11.765	19	1 LAP	81.82	1:23.286
14	68	B	Richard WEBB		Caterham 7	27:11.967	19	1 LAP	81.81	1:24.521
15	46	C	Ben WOODHOUSE		Caterham Super 7	27:12.442	19	1 LAP	81.79	1:24.559

FASTEST LAP

21	A	Peter RATCLIFF	Caterham 7	1:16.205	9	92.21mph	148.40kph
5	B	John BENFIELD	Caterham 7	1:21.234	12	86.50mph	139.21kph
32	C	Terry CLARK	Caterham 7	1:23.286	7	84.37mph	135.78kph

Weather/Track: Cloudy/Dry

Snetterton
Circuit Length = 1.9520 miles.
Start 16:25

Clerk of Course:

Stewards:

Timekeeper:

**750 Motor Club Formula Vee
Provisional Results Race 10 - Heat**

POS	NO	CL	NAME	NAT	ENTRY	TIME	LAPS	GAP	MPH	BEST
1	28		Patrick SHERRINGTON		Scarab Mk2	16:18.194	12		86.20	1:19.679
2	59		Bill STENNING		Spyder	16:18.686	12	0.492	86.16	1:20.020
3	51		Alistair HESLOP		Scarab Mk4	16:33.176	12	14.982	84.90	1:21.060
4	57		Neil CHILLEYSTONE		Scarab Mk2	16:33.574	12	15.380	84.87	1:20.627
5	52		Laurence WILTSHIRE		AHS	16:33.614	12	15.420	84.86	1:20.852
6	55		Jon RANDALL		Kaimann	16:41.246	12	23.052	84.22	1:20.995
7	14		Graham KIDDY		Sheane 97	16:41.616	12	23.422	84.19	1:21.213
8	94		Aaron ATKINS		Sheane	16:49.498	12	31.304	83.53	1:20.911
9	49		Graeme WHITING		Spyder	16:51.365	12	33.171	83.37	1:21.541
10	24		Alan ROBINSON		Leastone AHS	16:51.734	12	33.540	83.34	1:22.418
11	97		Mark DUNHAM		Sheane	16:58.285	12	40.091	82.81	1:22.625
12	85		Tony DOWSON		Sheane	17:00.196	12	42.002	82.65	1:22.621
13	22		Stephen GLASSWELL		Sheane 97	17:14.340	12	56.146	81.52	1:23.882
14	91		Paul NICHOLLS		Leastone JH02 AHS	17:14.533	12	56.339	81.51	1:23.071
15	68		Steven OUGH		Leastone AHS	17:19.575	12	1:01.381	81.11	1:22.685
16	42		Ian ELLIS		Scarab Mk4	17:23.899	12	1:05.705	80.78	1:24.286
17	87		Warren SMITH		Sheane	17:40.693	12	1:22.499	79.50	1:25.012
18	36		Peter KALPAKIOTIS		Leastone AHS	17:41.710	12	1:23.516	79.42	1:25.729
19	90		Ian BUXTON		Leastone	16:18.548	11	1 LAP	78.99	1:20.129
20	18		Tim PROBERT		Scarab Mk II	16:24.533	11	1 LAP	78.51	1:25.559
21	40		Charlie REILLY		Sheane	16:25.669	11	1 LAP	78.42	1:26.681
22	26		Peter ANDREWS		Sheane 2001	16:45.185	11	1 LAP	76.90	1:28.937
23	44		Charlie WALKER		Sheane	16:48.253	11	1 LAP	76.66	1:27.269
24	83		Detlef BREHMER		Leastone 2001	17:43.010	11	1 LAP	72.71	1:33.200
25	34		Lee LEVETT		Sheane	16:27.401	10	2 LAPS	71.16	1:29.221
26	66		Jamie HALL		Sheane 96	16:28.715	10	2 LAPS	71.07	1:32.805

NOT CLASSIFIED

60	Bob HIGGINS	Sheane	10:07.047	7	D.N.F.	81.03	1:24.270
19	Simon READMAN	Spyder	8:25.400	6	D.N.F.	83.42	1:20.505
29	Simon LIVESLEY	Scarab Mk 4	7:18.086	5	D.N.F.	80.20	1:24.546
89	David LAVINGTON	Sheane		0	D.N.F.	N/A	


FASTEST LAP

28	Patrick SHERRINGTON	Scarab Mk2	1:19.679	5	88.19mph	141.93kph	
----	---------------------	------------	----------	---	----------	-----------	--

Non-starters: 43 & 80
Weather/Track: Cloudy/Dry

Snetterton
Circuit Length = 1.9520 miles.
Start: 12:58

Clerk of Course:

 13.22

Stewards:

Timekeeper:



KELSport/Club Lotus Roadsports
Provisional Results Race 11

POS	NO	CL	NAME	NAT	ENTRY	TIME	LAPS	GAP	MPH	BEST
1	2	A	Mal DAVISON		Porsche 911	19:39.098	15		89.39	1:16.438
2	29	A	Keith AHLERS		Morgan +8	19:42.847	15	3.749	89.11	1:15.998
3	18	A	Cliff FINN		Ginetta G4	20:16.946	15	37.848	86.61	1:19.266
4	39	A	Paul EDWARDS		Porsche 911	20:24.077	15	44.979	86.11	1:19.856
5	6	B	Mike YOULES		Lotus Elan	20:51.864	15	1:12.766	84.20	1:20.400
6	7	B	Robbie WATTS		Renault Spider	20:54.849	15	1:15.751	84.00	1:20.841
7	4	B	Stephen OLIVER		Lotus Elise	20:58.822	15	1:19.724	83.73	1:22.130
8	36	A	Michael SALMON		Porsche 968	19:49.571	14	1 LAP	82.70	1:23.571
9	66	B	John REED		Renault Spider	20:02.384	14	1 LAP	81.82	1:23.891
10	46	A	Mark DONALD		Lotus Exige	20:02.746	14	1 LAP	81.79	1:22.469
11	31	B	Pat THOMAS		Lotus Elise	20:13.018	14	1 LAP	81.10	1:24.232
12	40	B	Alex GRAHAM		Renault Spyder	20:22.172	14	1 LAP	80.49	1:25.115
13	50	A	Holly MASON		Lotus Exige	20:26.734	14	1 LAP	80.19	1:24.398
14	37	B	Paul KEEVILL		Lotus Elan	20:28.643	14	1 LAP	80.07	1:25.318
15	47	A	Wayne JACKSON		Porsche 968	20:48.950	14	1 LAP	78.77	1:26.647
16	26	A	John CHATLEY		TVR Griffith	21:08.434	14	1 LAP	77.56	1:27.108
17	33	C	Rob MOODY		Turner MkII	19:45.708	13	2 LAPS	77.04	1:28.027
18	9	A	Chris VAREY		Porsche 968CS Turbo	19:56.429	13	2 LAPS	76.35	1:29.429
19	12	C	Pete RICHARDS		Clan Crusader	20:36.540	13	2 LAPS	73.87	1:28.100
20	19	C	John MORGAN		Ginetta G15	20:18.076	12	3 LAPS	69.22	1:37.499

NOT CLASSIFIED

3	C	Howard JONES	Ginetta G4	13:32.347	9	D.N.F.	77.85	1:27.571
42	C	Paul MORGAN	Ginetta G15	18:42.974	4	D.N.F.	25.03	1:38.794
99	B	Alec LIVESLEY	Jensen Healey		0	D.N.F.	N/A	

FASTEST LAP

29	A	Keith AHLERS	Morgan +8	1:15.998	14	92.46mph	148.80kph
6	B	Mike YOULES	Lotus Elan	1:20.400	10	87.40mph	140.66kph
3	C	Howard JONES	Ginetta G4	1:27.571	4	80.24mph	129.14kph

Non-starter: 17 & 45
 LAP RECORDS CLASS A & B.

Weather/Track: Cloudy/Dry

Snetterton
 Circuit Length = 1.9520 miles.
 Start: 13:22

Clerk of Course: <i>Dave [Signature]</i> 13:50	Stewards:	Timekeeper: <i>[Signature]</i>
---	-----------	-----------------------------------

John Cooper Challenge

Provisional Results Race 12

POS	NO	CL	NAME	NAT	ENTRY	TIME	LAPS	GAP	MPH	BEST
1	21		Arthur FORSTER		ClubSport Mini	15:43.558	10		74.47	1:33.313
2	12		Dave ELLIOTT		ClubSport Mini	15:46.356	10	2.798	74.25	1:33.350
3	16		Nick SMITH		ClubSport Mini	15:47.296	10	3.738	74.18	1:33.133
4	25		Ben BLYDENSTEIN		ClubSport Mini	15:47.589	10	4.031	74.15	1:32.907
5	6		Glen CHRISTIAN		ClubSport Mini	15:50.622	10	7.064	73.92	1:33.413
6	23		Andy WATERFALL		ClubSport Mini	15:52.650	10	9.092	73.76	1:33.566
7	7		Steven MELI		ClubSport Mini	15:52.827	10	9.269	73.75	1:32.285
8	5		Barney CRAGGS		ClubSport Mini	15:53.365	10	9.807	73.70	1:33.523
9	15		Phil HOLLINGDALE		ClubSport Mini	15:55.573	10	12.015	73.53	1:33.992
10	4		Liz BIAGIONI		ClubSport Mini	16:05.529	10	21.971	72.78	1:34.482
11	2		Julian MAYNARD		ClubSport Mini	16:07.500	10	23.942	72.63	1:34.636
12	22		Nigel ARMITAGE		ClubSport Mini	16:08.247	10	24.689	72.57	1:34.229
13	8		Chris CHILTON		ClubSport Mini	16:09.268	10	25.710	72.50	1:33.192
14	11		David PHILLIPS		ClubSport Mini	16:12.505	10	28.947	72.25	1:35.005
15	26		Julian McGINNITY		ClubSport Mini	16:12.980	10	29.422	72.22	1:33.848
16	17		Tony SKELTON		ClubSport Mini	16:17.750	10	34.192	71.87	1:34.157
17	14		Rob HOLGATE		ClubSport Mini	16:18.250	10	34.692	71.83	1:35.482
18	19		Stephen CAMPBELL		ClubSport Mini	16:19.036	10	35.478	71.77	1:34.487
19	3		Jo BAMFORD		ClubSport Mini	16:22.646	10	39.088	71.51	1:36.115
20	28		Oliver WILMORE		ClubSport Mini	16:22.949	10	39.391	71.49	1:35.729
21	10		Ross DYSON		ClubSport Mini	16:23.670	10	40.112	71.43	1:35.115
22	9		Phil DYSON		ClubSport Mini	16:35.016	10	51.458	70.62	1:37.081

NOT CLASSIFIED

27	Dominic YARNOLD	ClubSport Mini	5:21.541	3	D.N.F.	65.56	1:35.579
----	-----------------	----------------	----------	---	--------	-------	----------

FASTEST LAP

7	Steven MELI	ClubSport Mini	1:32.285	7	76.14mph	122.54kph
---	-------------	----------------	----------	---	----------	-----------

Non-starter: 18
Weather/Track: Cloudy/Dry

Snetterton
Circuit Length = 1.9520 miles.
Start: 13:54

Clerk of Course:

 14.22

Stewards:

Timekeeper:



750 Motor Club Formula Vee Provisional Results Race 13

POS	NO	CL	NAME	NAT	ENTRY	TIME	LAPS	GAP	MPH	BEST
1	21		Ian JORDAN		Sheane 98	19:26.795	14		84.31	1:18.585
2	1		Jeremy CLARK		Spyder GAC	19:27.006	14	0.211	84.30	1:18.628
3	12		Guy BELLINGHAM		GAC 01	19:28.233	14	1.438	84.21	1:19.345
4	28		Patrick SHERRINGTON		Scarab Mk2	19:30.481	14	3.686	84.05	1:19.618
5	2		Trevor WELSH		Leastone 2001	19:30.501	14	3.706	84.05	1:19.219
6	59		Bill STENNING		Spyder	19:31.215	14	4.420	83.99	1:19.338
7	51		Alistair HESLOP		Scarab Mk4	19:42.772	14	15.977	83.17	1:20.916
8	90		Ian BUXTON		Leastone	19:42.852	14	16.057	83.17	1:20.925
9	14		Graham KIDDY		Sheane 97	19:47.536	14	20.741	82.84	1:20.709
10	52		Laurence WILTSHIRE		AHS	19:47.586	14	20.791	82.84	1:19.280
11	24		Alan ROBINSON		Leastone AHS	19:48.746	14	21.951	82.76	1:21.207
12	57		Neil CHILLEYSTONE		Scarab Mk2	19:54.272	14	27.477	82.37	1:20.008
13	85		Tony DOWSON		Sheane	20:01.341	14	34.546	81.89	1:22.274
14	68		Steven OUGH		Leastone AHS	20:01.411	14	34.616	81.88	1:21.667
15	97		Mark DUNHAM		Sheane	20:03.469	14	36.674	81.74	1:22.195
16	55		Jon RANDALL		Kaimann	20:04.106	14	37.311	81.70	1:22.154
17	91		Paul NICHOLLS		Leastone JH02 AHS	20:07.968	14	41.173	81.44	1:22.167
18	22		Stephen GLASSWELL		Sheane 97	20:08.429	14	41.634	81.41	1:22.496
19	94		Aaron ATKINS		Sheane	20:09.435	14	42.640	81.34	1:21.682
20	42		Ian ELLIS		Scarab Mk4	20:21.098	14	54.303	80.56	1:23.586
21	36		Peter KALPAKIOTIS		Leastone AHS	20:33.953	14	1:07.158	79.72	1:25.198
22	87		Warren SMITH		Sheane	20:39.199	14	1:12.404	79.39	1:25.045
23	18		Tim PROBERT		Scarab Mk II	20:46.693	14	1:19.898	78.91	1:25.418
24	40		Charlie REILLY		Sheane	19:41.979	13	1 LAP	77.28	1:26.097
25	26		Peter ANDREWS		Sheane 2001	19:43.135	13	1 LAP	77.21	1:27.921
26	34		Lee LEVETT		Sheane	20:12.581	13	1 LAP	75.33	1:28.654
27	83		Brehmer DETLEF		Leastone 2001	20:56.301	13	1 LAP	72.71	1:32.485
28	66		Jamie HALL		Sheane 96	20:18.361	12	2 LAPS	69.21	1:34.712

NOT CLASSIFIED

44	Charlie WALKER	Sheane	16:43.136	11	D.N.F.	77.05	1:27.089
89	David LAVINGTON	Sheane	9:55.794	7	D.N.F.	82.56	1:21.567
49	Graeme WHITING	Spyder	8:22.886	6	D.N.F.	83.84	1:21.286
60	Bob HIGGINS	Sheane	1:43.909	1	D.N.F.	67.62	1:43.909

FASTEST LAP

21	Ian JORDAN	Sheane 98	1:18.585	7	89.42mph	143.91kph
----	------------	-----------	----------	---	----------	-----------

Weather/Track: Cloudy/Dry

Snetterton
Circuit Length = 1.9520 miles.
Start: 14:22

Clerk of Course:  14:55	Stewards:	Timekeeper: 
--	-----------	---

MAN Trucks Sports Racing & GT

Provisional Results Race 14

POS	NO	CL	NAME	NAT	ENTRY	TIME	LAPS	GAP	MPH	BEST
1	57	D	Nick TAYLOR		Gardner Douglas Cobra	13:02.305	10		89.82	1:16.680
2	98	A	Cheng LIM		AC Cobra	13:10.032	10	7.727	88.94	1:17.200
3	9	B	Richard ABELS		Jaguar E Type	14:15.525	10	1:13.220	82.13	1:24.032
4	27	B	Graham PADDICK		Kougar Jaguar	14:16.285	10	1:13.980	82.06	1:23.316
5	97	D	Mike HAIG		Marcos 3000 GT	14:26.778	10	1:24.473	81.07	1:25.269
6	24	B	Justin FLEMING		Jaguar D Type Replica	13:07.860	9	1 LAP	80.27	1:25.993
7	1	C	Ken CULVERWELL		Westfield 11	13:17.979	9	1 LAP	79.25	1:27.055
8	25	D	Graham TURNER		Ford GT40 Mk 1	13:29.617	9	1 LAP	78.11	1:26.364
9	87	A	Robert DOWNEY		AC Cobra	13:30.458	9	1 LAP	78.03	1:28.119
10	21	D	Anna ROBINS		Reliant Sabre 6	14:34.714	9	1 LAP	72.30	1:34.541
NOT CLASSIFIED										
13	A	Vic NUTTER		GT40	4:36.190	3	D.N.F.	76.33	1:28.463	
18	A	Michael SHOBRIDGE		DWR Cobra Replica	1:29.481	1	D.N.F.	78.53	1:29.481	
FASTEST LAP										
57	D	Nick TAYLOR		Gardner Douglas Cobra	1:16.680	6	91.64mph	147.48kph		
98	A	Cheng LIM		AC Cobra	1:17.200	6	91.02mph	146.49kph		
27	B	Graham PADDICK		Kougar Jaguar	1:23.316	10	84.34mph	135.73kph		
1	C	Ken CULVERWELL		Westfield 11	1:27.055	8	80.72mph	129.90kph		

Weather/Track: Cloudy/Dry

Snetterton
 Circuit Length = 1.9520 miles.
 Start: 14:56

Clerk of Course:  15.15	Stewards:	Timekeeper: 
---	-----------	--

Demon Tweaks/Yokohama/CCC Hot Hatch Provisional Results Race 15

POS	NO	CL	NAME	NAT	ENTRY	TIME	LAPS	GAP	MPH	BEST
1	51	A	Simon HILL		Peugeot 205 GTi	32:32.949	22		79.16	1:24.204
2	11	A	Mark AHLIN		Saxo VTR	32:36.291	22	3.342	79.02	1:24.311
3	97	B	Andy McLENNAN		Suzuki Swift	33:08.953	22	36.004	77.72	1:25.881
4	55	A	Steve HORNER		Fiesta RS 1800	33:14.282	22	41.333	77.52	1:26.770
5	35	B	Keith PIPER		Vauxhall Corsa SRi	32:41.703	21	1 LAP	75.22	1:28.531
6	27	A	David PHILLIPS		Honda Civic Si	33:03.668	21	1 LAP	74.39	1:31.416
NOT CLASSIFIED										
10	B	Lee REYNOLDS		Citroen AX GTi	30:19.481	20	D.N.F.	77.24	1:25.339	
9	A	Martyn CULLEY		Fiesta XR2	17:04.251	11	D.N.F.	75.46	1:25.153	
17	A	Andrew DUNLOP		Astra GTE	17:38.042	11	D.N.F.	73.05	1:24.742	
32	A	Richard WALMSLEY		Peugeot 106 GTi 16v	9:55.040	6	D.N.F.	70.85	1:26.327	
15	A	Barrie CULLEY		Fiesta XR2	1:35.559	1	D.N.F.	73.53	1:35.559	
FASTEST LAP										
51	A	Simon HILL		Peugeot 205 GTi	1:24.204	15	83.45mph	134.30kph		
10	B	Lee REYNOLDS		Citroen AX GTi	1:25.339	10	82.34mph	132.52kph		

No 1, 13 & 54 excluded, championship reg. E4.1.5 (car underweight)
 Non-starters: 33 & 84. Weather/Track: Cloudy/Dry

Snetterton
 Circuit Length = 1.9520 miles.
 Start: 15:17

Clerk of Course:  17:35	Stewards:	Timekeeper: 
--	-----------	--

KELSport/Club Lotus Roadsports

Provisional Results Race 16

POS	NO	CL	NAME	NAT	ENTRY	TIME	LAPS	GAP	MPH	BEST
1	29	A	Keith AHLERS		Morgan +8	13:08.373	10		89.13	1:16.944
2	18	A	Cliff FINN		Ginetta G4	13:36.159	10	27.786	86.10	1:19.561
3	39	A	Paul EDWARDS		Porsche 911	13:47.167	10	38.794	84.95	1:19.922
4	2	A	Mal DAVISON		Porsche 911	13:50.638	10	42.265	84.60	1:16.795
5	7	B	Robbie WATTS		Renault Spider	14:09.861	10	1:01.488	82.68	1:22.152
6	4	B	Stephen OLIVER		Lotus Elise	14:10.088	10	1:01.715	82.66	1:22.651
7	46	A	Mark DONALD		Lotus Exige	14:13.679	10	1:05.306	82.31	1:22.033
8	66	B	John REED		Renault Spider	14:30.317	10	1:21.944	80.74	1:24.550
9	37	B	Paul KEEVILL		Lotus Elan	13:09.315	9	1 LAP	80.12	1:24.851
10	40	B	Alex GRAHAM		Renault Spyder	13:10.606	9	1 LAP	79.99	1:25.706
11	50	A	Holly MASON		Lotus Exige	13:14.799	9	1 LAP	79.57	1:25.463
12	47	A	Wayne JACKSON		Porsche 968	13:25.480	9	1 LAP	78.51	1:26.990
13	36	A	Michael SALMON		Porsche 968	13:30.208	9	1 LAP	78.06	1:23.288
14	26	A	John CHATLEY		TVR Griffith	13:43.722	9	1 LAP	76.77	1:27.760
15	9	A	Chris VAREY		Porsche 968CS Turbo	13:46.643	9	1 LAP	76.50	1:29.204
16	33	C	Rob MOODY		Turner MkII	14:15.609	9	1 LAP	73.91	1:32.121
17	3	C	Howard JONES		Ginetta G4	13:26.544	8	2 LAPS	69.70	1:36.934
18	19	C	John MORGAN		Ginetta G15	13:29.411	8	2 LAPS	69.45	1:38.448

NOT CLASSIFIED

6	B	Mike YOULES	Lotus Elan	9:31.993	7	D.N.F.	85.99	1:19.366
31	B	Pat THOMAS	Lotus Elise	5:26.879	3	D.N.F.	64.49	1:25.127
12	C	Pete RICHARDS	Clan Crusader		0	D.N.F.	N/A	
42	C	Paul MORGAN	Ginetta G15		0	D.N.F.	N/A	

FASTEST LAP

2	A	Mal DAVISON	Porsche 911	1:16.795	4	91.50mph	147.26kph
6	B	Mike YOULES	Lotus Elan	1:19.366	7	88.54mph	142.49kph
33	C	Rob MOODY	Turner MkII	1:32.121	2	76.28mph	122.76kph

Non-starter: 99
Weather/Track: Bright/Dry

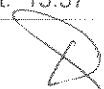
Snetterton
Circuit Length = 1.9520 miles.
Start: 15:57

Clerk of Course:

 16.17

Stewards:

Timekeeper:



MAN Trucks Sports Racing & GT

Provisional Results Race 17

POS	NO	CL	NAME	NAT	ENTRY	TIME	LAPS	GAP	MPH	BEST
1	9	B	Richard ABELS		Jaguar E Type	21:12.677	15		82.82	1:23.446
2	27	B	Graham PADDICK		Kougar Jaguar	21:12.872	15	0.195	82.81	1:23.011
3	98	A	Cheng LIM		AC Cobra	21:13.033	15	0.356	82.80	1:23.087
4	24	B	Justin FLEMING		Jaguar D Type Replica	21:33.928	15	21.251	81.46	1:24.820
5	18	A	Michael SHOOBRIDGE		DWR Cobra Replica	21:44.509	15	31.832	80.80	1:23.123
6	97	D	Mike HAIG		Marcos 3000 GT	22:07.786	15	55.109	79.38	1:24.913
7	1	C	Ken CULVERWELL		Westfield 11	22:09.028	15	56.351	79.31	1:26.913
8	87	A	Robert DOWNEY		AC Cobra	22:24.757	15	1:12.080	78.38	1:25.703
9	25	D	Graham TURNER		Ford GT40 Mk 1	22:26.383	15	1:13.706	78.29	1:27.906
10	21	D	Anna ROBINS		Reliant Sabre 6	22:25.328	14	1 LAP	73.12	1:33.932

FASTEST LAP

27	B	Graham PADDICK	Kougar Jaguar	1:23.011	13	84.65mph	136.23kph
98	A	Cheng LIM	AC Cobra	1:23.087	15	84.57mph	136.11kph
97	D	Mike HAIG	Marcos 3000 GT	1:24.913	9	82.75mph	133.18kph
1	C	Ken CULVERWELL	Westfield 11	1:26.913	6	80.85mph	130.12kph

Non-starters: 13 & 57
Weather/Track: Bright/Dry

Snetterton
Circuit Length = 1.9520 miles.
Start: 16:40

Clerk of Course:

Dave Bur 17:06

Stewards:

Timekeeper:

[Signature]