




Official Programme - £2.50

**LYDDEN HILL Aug 30/31**



The meeting is held under the General Regulations of the FIA (Group 1) and the Motor Vehicle Technical Regulations (Group 2) of the FIA and the Departmental Regulations, Road Vehicles (Construction and Use) (SI 1988/1063) and the Departmental Regulations for the same (SI 1988/1063).

## APPROXIMATE TIMETABLE

Sponsored Club/Event/Category/Engine	Time
750 Motor Club Locost Championship - session A	9.00
750 Motor Club Locost Championship - session B	9.25
750 Motor Club 750 Formula Championship	9.50
750 Motor Club Kit Car Championship	10.15
Demon Tweeks/Yokohama Hot Hatch Championship	10.40
(Lunch)	
1: 750 Motor Club Locost Championship - top 15 from practice	11.10
2: 750 Motor Club Locost Championship - remainder from practice	11.35
3: 750 Motor Club 750 Formula Championship	12.00
4: 750 Motor Club Kit Car Championship	1.15
5: Demon Tweeks/Yokohama Hot Hatch Championship	1.40
6: 750 Motor Club Locost Championship - top 15 from races 1/2	2.15
7: 750 Motor Club Locost Championship - remainder	2.45
8: 750 Motor Club 750 Formula Championship	3.15
9: 750 Motor Club Kit Car Championship	3.40
(Lunch)	
Austin 7 Triple Challenge	12.30
Demon Tweeks/Yokohama Stock Hatch Championship - session A	12.50
Demon Tweeks/Yokohama Stock Hatch Championship - session B	1.15
Demon Tweeks/Yokohama Stock Hatch Championship - session C	1.35
RaceSpeed Roadsports Championship	2.10
(Lunch)	
10: Austin 7 Triple Challenge	2.35
11: Demon Tweeks/Yokohama Stock Hatch Championship - Heat 1	3.00
12: Demon Tweeks/Yokohama Stock Hatch Championship - Heat 2	3.30
13: RaceSpeed Roadsports Championship	4.00
14: Austin 7 Triple Challenge	4.25
15: Demon Tweeks/Yokohama Stock Hatch Championship - Final	4.50
16: RaceSpeed Roadsports Championship	5.20

## RACE MEETING OFFICIALS

MSA Director	R.Harris
Stewards/Control	V.Ayres
Deputy Clerk	J.Smith
D.Brice	K.Messer
A.Jones	A.Stevens
L.Jones	C.Baker
T.Stevens (Chief)	I.Brocklesby
C.Arnold	M.Hoggarth
D.F.D.Smith (Chief)	A.Bennett
R.Blackmore	P.Harding
H.Fisher	P.Stenning
750 Motor Club	750 Motor Club
Robin Knight	Robin Knight
BMMC	BMMC

## Races 1/2 & 6/7

## 12 & 15 Laps

# 750 Motor Club Locost Championship

NO	PR SESS	DRIVER	CAR DETAILS	CCS	HOMETOWN	CLUB
7	A	Andrew Crapnell	Locost	1300.	Bradford On Avon	750
8	B	Simon Read	Locost	1300.	Ely	750
11	A	Tim Gray	Locost	1300.	Trowell	750
24	B	Danny Cassar	Locost	1300.	East Ham	750
28	A	David Black	Locost	1300.	Gt Barr	750
29	B	Alex Hughes	Locost	1300.	Hindhead	750
31	A	Alex Jullien	Locost	1300.	Wickford	750
34	B	Robert Fitter	Locost	1300.	Horsham	750
36	A	Mark Glover	Locost	1300.	Ashton on Trent	750
37	B	Kevin Lucas	Locost	1300.	Ilkeston	750
41	A	Brett Townsend	Locost	1300.	Leamington Spa	750
42	B	Paul Bryant	Locost	1300.	Taunton	750
44	A	Matt Cherrington	Locost	1300.	Melksham	750
46	B	Justin Boak	Locost	1300.	Norwich	750
60	A	Alan Meaker	Locost	1300.	Wellingborough	750
62	B	Brian Mitcham	Locost	1300.	Bury St Edmunds	750
65	A	Bruno Viana	Locost	1300.	Swansea	750
67	B	John Ballentyne	Locost	1300.	Colchester	750
68	A	Tom Ballentyne	Locost	1300.	Colchester	750
69	B	Daniel Lee Stevens	Locost	1300.	Flimwell	750
71	A	Richard Brown	Locost	1300.	Swindon	750
75	B	Fred Wheeler	Locost	1300.	Port Talbot	750
81	A	James Kmiecik	Locost	1300.	Grantham	750
88	B	Nik Tarry	Locost	1300.	Southampton	750
90	A	Mike Conniff	Locost	1300.	Swansea	750

There are two practice sessions, indicated by the letter following the driver's car number.

From the combined practice times, the fastest 15 go into Race 1, the remainder into Race 2.

From the combined fastest race lap times, the fastest 15 go into Race 6, the remainder into Race 7


The 750 Motor Club Locost Championship is for cars built to the same basic design and using a standard Ford 1300 cc x flow engine, gearbox and many other standard components. Designed to ensure close racing and encourage new drivers into club racing at sensible cost levels the championship has now expanded to a point where 2 grids are necessary at some meetings.

## Races 3 & 8

## 15 Laps

# 750 MC 750 Formula Championship

N <sup>o</sup>	CLS	DRIVER	CAR DETAILS	CCS	HOMETOWN	CLUB
3		Peter Bove	Darvi 88/P	1108.	Essendon	750
4		Bob Simpson	SS Reliant	850.	West Drayton	750
5		Paul Morris	Darvi 92J	850.	Calmore	750
8	B	Will Johnston	Centaur Mk 16	850.	Poole	750
10	B	Bill Rutter	Darvi Mk 5B6	850.	Ravensden	750
14		Rodney Hill	Mystic T4/21	1108.	Ashby De La Zouch	750
19	B	Dick Hartle	Ingham 3 GT	850.	Meopham	750
21	B	Ian Allen	Hague 81	850.	Deeping St Nicholas	750
22	B	Chris Isaacs	Snipe	850.	Romford	750
23	B	David Bass	Time 3B	850.	Redbourne	750
25	B	Paul Collins	Centaur Mk 16	850.	Bedford	750
27	B	Sue Buxton	Darvi Mk5/97	850.	West Malling	750
28	B	Max Sheppard	Trisstesse	850.	Dover	750
31	B	Sean Graham	Myatt Marrow	850.	Gosport	750
37	B	Tony Brazier	Brazier Reliant Special	850.	Herne Bay	750
42	B	Martin Kemp	Darvi Mk6	1108.	Aldershot	750
55	B	Roger Rowe	Centaur Mk20	1108.	Kidderminster	750
67	B	Manual Hughes	KAZ 96	850	Brackley	750



750 Formula is for lightweight two-seater sports racing cars and was originally introduced by the 750 MC in 1949, as its first racing formula. The regulations provide ample scope for the budding amateur to design and build his own car, and to develop his skills in chassis / suspension design and engine tuning within carefully controlled limits; alternatively there are often suitable cars available for sale from within the formula. There are two engine options, either the highly tuned Reliant 850cc or the unmodified Fiat 'FIRE' 1108cc, the latter introduced in 2003 due to the diminishing supply of spares for the Reliant engine.

## Races 4 & 9

## 12 & 15 Laps

### 750 Motor Club Kit Car Championship


NO	CLS	DRIVER	CAR DETAILS	CCS	HOMETOWN	CLUB
1	B	Steve Taylor	Sylva Phoenix	1800.	Swavesey	750
4	B	Simon Childs	Sylva Phoenix	1800.	Northampton	750
5	A	Tony Absolom	Sylva Striker	1700.	Reading	750
6	B	Andrew Owen	Sylva Phoenix	1800.	Welwyn Garden City	750
13	A	Graham Dash	Sylva Striker	1600.	Woking	750
14	A	Clive Turner	Gemini	3000.	Sandiacre	750
17	B	Dave Devine	Procomp LA Gold	1800.	Ashington	750
21	B	Nigel Brown	Sylva Phoenix	1800.	Great Barr	750
27	A	Dave Roberts	Sylva Striker	2800.	Hull	750
46	B	Sheridan Bell	Procomp LA Gold	1800.	Skegness	750
48	B	Jim Goodwin	Sylva Striker	1800.	Lichfield	750
59	B	Mark Conroy	Sylva Striker	1800.	Bakewell	750
66	B	Jonathan Christie - Rundle	Sylva Phoenix	1800.	Langley	750
68	A	Matthew Sturmer	Sylva Mk4	1700.	Newdigate	750
75	A	Matthew Lewis	Razer	3500.	Woking	750
79	B	Paul Sawyer	Westfield SE	1800.	Redditch	750
88	B	Bryan Healey	Sylva Striker	1800.	Poynton	750
99	B	Edward Hasler	Westfield SEiW	1800.	Woodford Green	750

The 750 Motor Club Kit Car Championship is for road legal Kit Cars. The engine regulations allow considerable freedom whilst there are limitations on the design of rear suspension and transmission. There are two classes, A - up to 3500cc and class B - 1800 Ford Zetec.

# Race 5 25 Laps

## Demon Tweeks/Yokohama Hot Hatch Championship

No	Cls	DRIVER	CAR DETAILS	CCS	HOMETOWN	CLUB
3	A	Andy Fells	Fiesta XR2	1600.	Basildon	750
5	A	Mark Cunningham	Fiesta Sport	1600.	Southwater	750
15	A	Barrie Culley	Fiesta XR2	1600.	Thatcham	750
16	A	Martyn Culley	Fiesta XR2	1600.	Basingstoke	750
22	C	Wayne Bailey	Peugeot 205 GTi	1600.	Iver	750
24	C	Hilary Howlett	Peugeot 106 XSi	1600.	Dereham	750
30	A	Craig Dawson	Fiesta XR2i	1600.	Towcester	750
34	A	Chris Ball	Fiesta XR2	1600.	Bournemouth	750
38	A	Graham Palmer	Peugeot 205 GTi	1600.	Hove	750
57	A	Alex Horner	Fiesta XR2	1600.	Buckingham	750
64	A	Mike Webb	Escort RS2000	2000.	Brighton	750
88	A	Simon Harvey	Peugeot 306 GTi	2000.	New Haw	750
97	B	Andy McLennan	Suzuki Swift	1300.	London Colney	750





Demon Tweeks and Yokohama tyres are the main sponsors for this year's Hot Hatch Championship which attracts a wide range of popular hatchback cars of up to 2000cc. Cars are allowed engine and suspension modifications, standard pattern brakes and all must use the Yokohama A032R 'control' tyre. This together with a weight penalty for leading cars ensures close racing without excessive budgets.

# Races 10 & 14

# 15 Laps

## Historic Austin 7 Triple Challenge

No	DRIVER	CAR DETAILS	CCS	HOMETOWN	CLUB
3	Nick Hayward-Cook	A7 Monoposto	747	Gt Missenden	A7TC
7	Geoffrey Brandon	A7 Sports Special	748	Harleston	A7TC
8	David Brand	Austin 7	750	Chesham	A7TC
10	Graham Goode	Austin 7 Special	748	Ruislip	A7TC
11	Locky McKenzie	Austin 7 Special	747	Bosham	A7TC
12	Nick Allen	Austin 7 Ulster	749	Elmore	A7TC
14	Clive Bergman	Austin 7	750	Farnham	A7TC
15	Alistair Frayling-Cork	Austin 7 Special	747	Reading	A7TC
17	Derek Jones	A7 Speedex	805	Worcester	A7TC
18	Graham Chambers	Austin 7 Rivet	747	Canterbury	A7TC
20	Darrell Woods	Austin 7 Ulster	750	Reading	A7TC
22	N Powell	Austin Seven	750	London	A7TC
23	Frank Tiedeman	Austin Ulster	750	Cheltenham	A7TC
24	Terry Rowing	Austin 7	747	Colchester	750
25	Matt Shepherd	Austin Seven	747	London	A7TC
26	Keith Whitby	Austin 7 Mason	749	St Neots	750
27	Paul Lawrence	A7 Single Seater	748	Beecham Well	750
30	Tim Myall (Race 14 only)	Austin 7	797	Crowborough	A7TC
30	Alexander Myall (Race 10 only)	Austin 7 Racer	750	Horley	750
32	David Whetton	Mouse	850	Wimborne	750
40	John Skeavington	Austin Ulster	750	Sutton Bonington	A7TC

Sponsored by  
Rawson & Rawson Motorsport  
Vintage Racecar Specialists  
[www.rawsonmotorsport.com](http://www.rawsonmotorsport.com)

Austin Sevens first raced in 1923. Bill Boddy kicked off the **Seven Fifty Motor Club** in 1939 and the first Austin 7 race (Formula 750) took place at Silverstone in 1950. Raceworthy components became scarce and Austin 7 racing declined during the late 1970's.

The **Austin 7 Triple Challenge** is held in celebration of those pioneering days. Thanks to the support of the **Seven Fifty Motor Club**, Austin 7 racers from all eras are once again on the track displaying the traditional spirit of friendly, but resolute, competition. Handicap results are calculated after the finish by applying a performance-related allowance to each car.

# Races 11/12/15 20 Laps

## Demon Tweeks/Yokohama Stock Hatch Championship

NO	DRIVER	CAR DETAILS	CCS	HOMETOWN	CLUB	
2	A	Glenn Stokes	Peugeot 106 Rallye	1600	Chafford Hundred	750
3	B	Pete Morgan	Fiesta XR2i	1600	Wrexham	750
4	C	Hilary Howlett	Peugeot 106 XSi	1587	Dereham	750
5	A	Carl Townend	Peugeot 106 XSi	1580	Ecclesfield	750
6	B	Matt Lewis	Fiesta XR2i	1600	Leatherhead	750
7	C	Paul McMillan	Citroen Saxo	1600	Wisbech	750
9	A	Gordon Macmillan	Peugeot 205 GTi	1580	Swindon	750
11	B	Craig Shepherd	Fiesta XR2	1600	Braintree	750
12	C	Paul Tibbs	Fiesta XR2	1600	Spalding	750
15	A	Tyson Lamp	Suzuki Swift GTi	1300	Dursley	750
18	B	Simon Hunt	Peugeot 205 GTi	1590	Allestree	750
19	C	Andy Clarkson	Fiesta XR2	1600	Tring	750
20	A	Peter Felix	Peugeot 106	1600	Allestree	750
25	B	Matt Urlwin	Fiesta XR2	1600	Leighton Buzzard	750
26	C	Simon Howard	Fiesta XR2	1600	Norwich	750
27	A	Stewart Nind	Peugeot 205 GTi	1600	Sittingbourne	750
28	B	Kevin Hatch	Fiesta XR2	1600	Salisbury	750
29	C	Dave Balding	Fiesta XR2	1600	Hadleigh	750
33	A	Jonathan Howes	Fiesta XR2	1600	Norwich	750
34	B	Steve Drewery	Suzuki Swift GTi	1300	Kings Lynn	750
39	C	Richard Kingsnorth	Peugeot 205 GTi	1600	Colchester	750
41	A	John Townshend	Peugeot 205 GTi	1600	Colchester	750
42	B	Roger Neep	Peugeot 205 GTi	1580	London	750
45	C	Paul Taylor	Peugeot 106 Rallye	1600	Great Amwell	750
46	A	Darren Blumson	Peugeot 205 GTi	1580	Reigate	750
47	B	John Munday	Peugeot 205 GTi	1600	Harrow	750

These two pages of entries are split into three practice sessions,  
as per the letter after the driver's car number.

From the combined times of those three sessions, the slowest 42 will be split alternately  
between Races 11 & 12; the remainder go straight through into Race 15.

The spaces on the back of that grid will be filled by the top finishers from Races 11 & 12 alternately.

Demon Tweeks and Yokohama tyres are the main sponsors for the Stock Hatch Championship, which in its 6<sup>th</sup> year continues to be one of the most popular saloon car championships in the UK. The use of standard engine & gearbox, a 'control' Yokohama A539 tyre and a weight penalty for leading cars ensures close racing at very affordable cost.



# Races 11/12/15

## 20 Laps

### Demon Tweeks/Yokohama Stock Hatch Championship

No	DRIVER	CAR DETAILS	CCS	HOMETOWN	CLUB
48	C Rhys Heke	Fiesta XR2	1600	Gosport	750
50	A Ian Laughton	Fiesta XR2	1597	Eastbourne	750
51	B Simon Holloway	Suzuki Swift	1300	Wymondham	750
54	C Michael Wright	Fiesta XR2	1600	Winslow	750
57	A Dave Wright	Peugeot 205 GTi	1600	Sittingbourne	750
58	B Martin Boon	Fiesta Si	1400	Kings Lynn	750
62	C Cliff Pellin	Fiesta XR2	1600	Canvey Island	750
65	A Terry Roughton	Peugeot 205 GTi	1580	Wisbech	750
66	B Jerry Kitchener	Fiesta XR2	1600	Wickford	750
70	C Richard Warner	Fiesta XR2	1600	Northwich	750
75	A Simon Bowyer	Fiesta XR2	1600	Islington	750
79	B Gary Parkes	Fiesta XR2	1597	Lincoln	750
87	C Chris Cody	Citroen Saxo VTR	1600	Winchmore Hill	750
95	A Trevor Corteil	Fiesta XR2	1600	Hersham	750
96	B Gareth Wright	Peugeot XSi	1600	Wisbech	750
98	C Ian Oakes	Vauxhall Nova GTE	1600	Bletchley	750
99	A Matt Fincham	Peugeot 205 GTi	1598	Aylesbury	750
102	B Mark Alden	Peugeot 106 XSi	1600	Manchester	750
103	C Derek Rozier	Fiesta XR2	1600	Bexley	750
104	A John Heming	Nova GTE	1600	Torquay	750
109	B Tom Blamire	Peugeot 106 XSi	1600	Gnosall	750
110	C Noel Moffitt	Peugeot 205 GTi	1600	Sutton Coldfield	750
112	A David Drinkwater	Fiesta XR2	1600	Woking	750
129	B Jean-Marc Poulton	Fiesta XR2	1600	Enfield	750
134	C Andy Slinger	Peugeot 106 XSi	1300	St Annes	750
136	A Alan Hassell	Fiesta XR2	1600	Eastbourne	750



# Races 13 & 16

# 12 & 15 Laps

## Race Speed Roadsports Championship

NO	CLS	DRIVER	CAR DETAILS	CCS	HOMETOWN	CLUB
3	C	Howard Jones	Ginetta G4	1300.	Bedford	750
5	A	Mal Davison	Porsche 993	3200.	Burntwood	750
6	C	Pete Richards	Clan Crusader	998.	March	750
7	B	Robbie Watts	Renault Spider	2000.	Westcliff On Sea	750
12	A	Rick Lloyd	Morgan + 8	4554.	Burley	750
16	A	Chris Varey	Porsche 968CS Turbo	2400.	Cirencester	750
24	B	Ian White	Renault Spider	1998.	Sandwich	750
25	A	Doug Ellwood	TVR Griffith	4997.	Stratford On Avon	750

r a c e s p e e d  
[www.race-speed.com](http://www.race-speed.com)

**Circuit Driver**  
[www.circuitdriver.com](http://www.circuitdriver.com)

The 750 Motor Club Roadsports Championship, sponsored in 2003 by Race Speed, is the most varied and competitive sports car category in the country, attracting cars from five decades, over ten different manufacturers and has in excess of 110 eligible models of sports cars currently listed. With carefully chosen class structures to ensure close competition for everyone, even cars from one-make series will find a place with more interesting competition.

See the inside back page for full information about this year's sponsor, Race Speed.

# Marshalling

As an active alternative to competing, you could become one of the hundreds of hardy souls who clad themselves in orange overalls each weekend, to carry out the variety of jobs essential to the safe running of an event. It's a serious undertaking and can get you very close to the action at times.

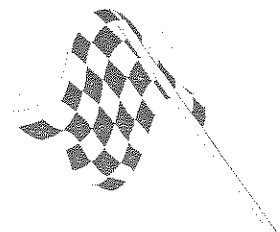
Course, Incident, Flag, Observer, Pits, Paddock, Assembly, Race Rescue Unit - all these basically come under the umbrella of marshalling. However, you don't just come along and do whatever job you fancy on the day; there is a lot more to it than that. Those with no experience start as Trainees and will be placed with experienced marshals at whatever position they are allocated. Training days are available, ranging from fire-fighting, incident handling, use and knowledge of the many flags through to, after years of experience, becoming Examining Observer or Specialist.

The 750 Motor Club looks after its Marshals, realising only too well that they are all volunteers and it has a Sponsorship Scheme to assist new marshals to buy the necessary kit (overalls, wet weather gear etc) or to help with their replacement; this funding uniquely comes directly from the 750 Motor Club competitors by way of donations to our Marshals Fund.

With its 28 race days, plus Sprints, Trials, the Formula Student event, the Shell Eco-Marathon and the London-to-Brighton run, the 750 Motor Club has lots to offer to both new or experienced Marshals.

For more information about Marshalling (remembering that Novice drivers can get a licence-upgrading signature for doing just one day's marshalling), please contact the Club's Chief Marshal:-

Pete Harding  
07802 505588  
or  
01206 502064



**750 Motor Club  
750 Formula Championship 2003**

	Points	Driver		Points	Driver
1st	160	Bob Simpson	4th	138	Peter Bove
2nd	149	Antony Raine	5th	92	Roger Rowe
3rd	146	Will Johnston	6th	84	Pete Knipe

**750 Motor Club  
Kit Car Championship 2003**

	Points	Class	Driver		Points	Class	Driver
1st	107	B	Steve Taylor	4th	75	B	Andrew Owen
2nd	94	A	Graham Dash	5th	65	A	Clive Turner
3rd	79	B	Dave Devine	6th	49	B	Richard Clough

**750 Motor Club**

**Roadsports Championship 2003**

	Points	Class	Driver		Points	Class	Driver
1st	107	B	Robbie Watts	4th	88	C	Howard Jones
2nd	105	A	Keith Ahlers	5th	78	A	Mal Davison
3rd	90	A	Rick Lloyd	6th	52	A	Doug Ellwood

**750 Motor Club**

**Hot Hatch Championship 2003**

	Points	Class	Driver		Points	Class	Driver
1st	146	A	Andy Fells	4th	86	A	Martyn Culley
2nd	92	B	Andy McLennan	5th	86	C	Pete Morgan
3rd	89	A	Mark Cunningham	6th	63	A	Lee Reynolds

**750 Motor Club**

**Stock Hatch Championship 2003**

	Points	Driver		Points	Driver
1st	540	Paul Taylor	4th	471	Pete Morgan
2nd	539	Carl Townend	5th	448	Simon Hunt
3rd	495	Peter Felix	6th	433	Darren Blumson

**750 Motor Club**

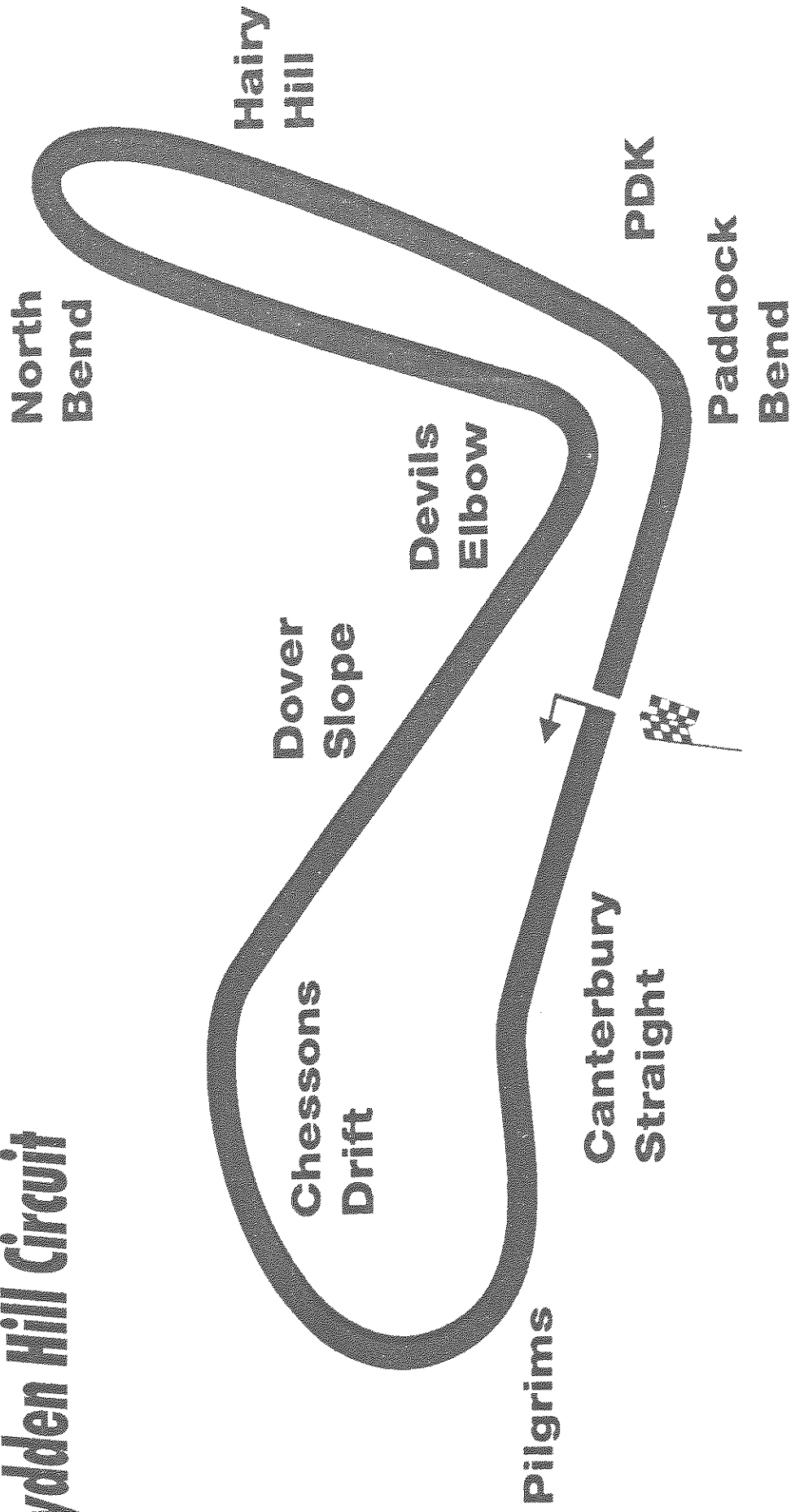
**Locost Championship 2003**

	Points	Driver		Points	Driver
1st	225	Tim Gray	4th	100	Andrew Crapnell
2nd	144	Daniel Lee Stevens	5th	99	Brett Townsend
3rd	125	Brian Mitcham	6th	81	James Harris

## ***Lydden Hill Circuit - Lap Records***

Formula	Class	Name	Time	Speed	Date
750 Formula		M.Harris/R.Couchman	0:44.8	80.35	30/07/94
750 Trophy	A	Graham Chambers	0:57.099	70.09	29/06/02
	B	Nick Hayward-Cook	0:57.593	62.5	16/09/01
	C	Roger Rowe	0:50.947	70.66	01/05/00
	D	David Woodhouse	0:53.09	67.8	17/07/99
Formula 4	A	Bob Davis	0:40.6	88.67	24/06/95
	B	Allan Hicks	0:40.9	88.02	24/06/95
	C	Nicholas Pearce	0:42.8	84.11	18/05/97
	D	TBE	-	-	-
Formula Vee		Ray Moore	0:44.6	80.72	25/04/98
Kit Cars	A	Andy Charsley	0:45.336	79.4	01/05/00
	B	Steve Taylor	0:45.898	78.43	29/06/02
RGB	A	Andy Charsley	0:44.692	80.55	16/09/01
	B	Martin Brooks	0:44.904	80.17	16/09/01
	C	TBE	-	-	-
	D	TBE	-	-	-
Roadsports	A	Nick Olson	0:46.7	77.09	25/06/95
	B	Stephen Oliver	0:47.322	76.07	16/09/01
	C	Kevin Ginger	0:48.6	74.07	25/06/95
Caterhams	A	Martin Stewart	0:44.4	81.08	26/04/98
	B	M. Moorhouse	0:46.2	77.92	26/04/98
	C	James Harvey	0:48.4	74.38	26/04/98
Hot Hatch	A	Simon Hill	0:48.079	74.87	01/05/00
	B	Mark Bush	0:48.802	73.76	01/05/00
	C	TBE	-	-	-
Stock Hatch		Paul Taylor	0:50.877	70.75	15/09/01
Locost		William Mitcham	0:50.586	71.16	15/09/01

# Lydden Hill Circuit



Circuit Length (miles)

1.00

# Lydden Hill Circuit - Lap Speed Table

Time in secs	Speed in mph	Time in secs	Speed in mph	Time in secs	Speed in mph	Time in secs	Speed in mph	Time in secs	Speed in mph	Time in secs	Speed in mph
40.00	90.00	43.50	82.76	47.00	76.60	50.50	71.29	54.00	66.67	57.50	62.61
40.10	147.14	43.60	82.57	47.10	76.43	50.60	71.15	54.10	66.54	57.60	62.50
40.20	146.78	43.70	82.38	47.20	76.27	50.70	71.01	54.20	66.42	57.70	62.39
40.30	146.41	43.80	82.19	47.30	76.11	50.80	70.87	54.30	66.30	57.80	62.28
40.40	146.05	43.90	82.00	47.40	75.95	50.90	70.73	54.40	66.18	57.90	62.18
40.50	145.69	44.00	81.82	47.50	75.79	51.00	70.59	54.50	66.06	58.00	62.07
40.60	145.33	44.10	81.63	47.60	75.63	51.10	70.45	54.60	65.93	58.10	61.96
40.70	144.97	44.20	81.45	47.70	75.47	51.20	70.31	54.70	65.81	58.20	61.86
40.80	144.62	44.30	81.26	47.80	75.31	51.30	70.18	54.80	65.69	58.30	61.75
40.90	144.26	44.40	81.08	47.90	75.16	51.40	70.04	54.90	65.57	58.40	61.64
41.00	143.91	44.50	80.90	48.00	75.00	51.50	69.90	55.00	65.45	58.50	61.54
41.10	143.56	44.60	80.72	48.10	74.84	51.60	69.77	55.10	65.34	58.60	61.43
41.20	143.21	44.70	80.54	48.20	74.69	51.70	69.63	55.20	65.22	58.70	61.33
41.30	142.87	44.80	80.36	48.30	74.53	51.80	69.50	55.30	65.10	58.80	61.22
41.40	142.52	44.90	80.18	48.40	74.38	51.90	69.36	55.40	64.98	58.90	61.12
41.50	142.18	45.00	80.00	48.50	74.23	52.00	69.23	55.50	64.86	59.00	61.02
41.60	141.84	45.10	79.82	48.60	74.07	52.10	69.10	55.60	64.75	59.10	60.91
41.70	141.50	45.20	79.65	48.70	73.92	52.20	68.97	55.70	64.63	59.20	60.81
41.80	141.16	45.30	79.47	48.80	73.77	52.30	68.83	55.80	64.52	59.30	60.71
41.90	140.82	45.40	79.30	48.90	73.62	52.40	68.70	55.90	64.40	59.40	60.61
42.00	140.49	45.50	79.12	49.00	73.47	52.50	68.57	56.00	64.29	59.50	60.50
42.10	140.15	45.60	78.95	49.10	73.32	52.60	68.44	56.10	64.17	59.60	60.40
42.20	139.82	45.70	78.77	49.20	73.17	52.70	68.31	56.20	64.06	59.70	60.30
42.30	139.49	45.80	78.60	49.30	73.02	52.80	68.18	56.30	63.94	59.80	60.20
42.40	139.16	45.90	78.43	49.40	72.87	52.90	68.05	56.40	63.83	59.90	60.10
42.50	138.83	46.00	78.26	49.50	72.73	53.00	67.92	56.50	63.72	60.00	60.00
42.60	138.51	46.10	78.09	49.60	72.58	53.10	67.80	56.60	63.60	60.10	59.90
42.70	138.18	46.20	77.92	49.70	72.43	53.20	67.67	56.70	63.49	60.20	59.80
42.80	137.86	46.30	77.75	49.80	72.29	53.30	67.54	56.80	63.38	60.30	59.70
42.90	137.54	46.40	77.59	49.90	72.14	53.40	67.42	56.90	63.27	60.40	59.60
43.00	137.22	46.50	77.42	50.00	72.00	53.50	67.29	57.00	63.16	60.50	59.50
43.10	136.90	46.60	77.25	50.10	71.86	53.60	67.16	57.10	63.05	60.60	59.41
43.20	136.58	46.70	77.09	50.20	71.71	53.70	67.04	57.20	62.94	60.70	59.31
43.30	136.27	46.80	76.92	50.30	71.57	53.80	66.91	57.30	62.83	60.80	59.21
43.40	135.95	46.90	76.76	50.40	71.43	53.90	66.79	57.40	62.72	60.90	59.11



## 750 Motor Club Locost

### Provisional Results - Race 1 - A

Pl	No	Cl	Name	Car	Laps	Time	Behind	MPH	Best Lap on	MPH
1	11	LC	Tim GRAY	Locost	12	10:07.33		71.13	6	72.13
2	31	LC	Alex JULIEN	Locost	12	10:07.99	0.66	71.05	6	72.38
3	68	LC	Tom BALLENTYNE	Locost	12	10:22.90	15.57	69.35	6	70.96
4	41	LC	Brett TOWNSEND	Locost	12	10:24.36	17.03	69.19	8	70.51
5	37	LC	Kevin LUCAS	Locost	12	10:25.48	18.15	69.07	10	70.67
6	8	LC	Simon READ	Locost	12	10:27.38	20.05	68.86	7	70.53
7	71	LC	Richard BROWN	Locost	12	10:30.63	23.30	68.50	6	70.41
8	62	LC	Brian MITCHAM	Locost	12	10:30.87	23.54	68.48	6	71.34
9	29	LC	Alex HUGHES	Locost	12	10:36.95	29.62	67.82	6	69.38
10	81	LC	James KMIECIAK	Locost	12	10:37.65	30.32	67.75	9	69.35
11	46	LC	Justin BOAK	Locost	12	10:38.78	31.45	67.63	6	70.94
12	24	LC	Danny CASSAR	Locost	12	10:39.57	32.24	67.55	10	69.44
13	44	LC	Matt CHERRINGTON	Locost	12	10:40.08	32.75	67.49	12	69.34
<u>Not-Classified</u>										
69	LC		Daniel LEE STEVENS	Locost	3	2:41.23	DNF	66.99	2	70.12
34	LC		Robert FITTER	Locost	2	1:53.49	DNF	63.44	2	68.43
<u>Fastest Lap</u>										
31	LC		Alex JULIEN	Locost					6	72.38

Start Time : 11:02

Lydden Hill

30 Aug 03 11:14

Clerk of Course:  11-19	Time Issued: 11 20	Chief Timekeeper:
-------------------------	--------------------	-------------------

THESE RESULTS REMAIN PROVISIONAL FOR A MINIMUM OF 30 MINUTES FROM THE TIME OF ISSUE





## 750 Motor Club Locost

### Provisional Results - Race 2 - B

Pl	No	Cl	Name	Car	Laps	Time	Behind	MPH	Best Lap on	MPH
1	67	LC	John BALLENTYNE	Locost	12	10:59.11		65.54	54.01	8 66.65
2	36	LC	Mark GLOVER	Locost	12	10:59.95	0.84	65.46	53.62	7 67.14
3	76	LC	Simon HUNTER	Locost	12	11:07.94	8.83	64.68	54.56	7 65.98
4	79	LC	Gavin PARKES	Locost	12	11:08.26	9.15	64.65	54.65	7 65.87
5	60	LC	Alan MEAKER	Locost	12	11:08.52	9.41	64.62	54.55	7 65.99
6	90	LC	Mike CONNIFF	Locost	11	11:02.95	1 Lap	59.73	57.59	2 62.51
<u>Not-Classified</u>										
	28	LC	David BLACK	Locost	0		Starter	0		
<u>Non-Starters</u>										
	75	LC	Fred WHEELER	Locost						
	88	LC	NIK TARRY	Locost						
<u>Fastest Lap</u>										
	36	LC	Mark GLOVER	Locost					53.62	7 67.14

Start Time : 11:22

Lydden Hill

30 Aug 03 11:34

Clerk of Course:


*David E. [Signature]* 1135

Time Issued:

Chief Timekeeper:

*[Signature]*

THESE RESULTS REMAIN PROVISIONAL FOR A MINIMUM OF 30 MINUTES FROM THE TIME OF ISSUE



## 750 Motor Club Locost Combined

Pos	No	Name	Car	Session	Laps	Best	on Lap	Mph
1	31	Alex JULIEN	Locost	A	12	49.74	6	72.38
2	11	Tim GRAY	Locost	A	12	49.91	6	72.13
3	62	Brian MITCHAM	Locost	A	12	50.46	6	71.34
4	68	Tom BALLENTYNE	Locost	A	12	50.73	6	70.96
5	46	Justin BOAK	Locost	A	12	50.75	6	70.94
6	37	Kevin LUCAS	Locost	A	12	50.94	10	70.67
7	8	Simon READ	Locost	A	12	51.04	7	70.53
8	41	Brett TOWNSEND	Locost	A	12	51.06	8	70.51
9	71	Richard BROWN	Locost	A	12	51.13	6	70.41
10	69	Daniel LEE STEVENS	Locost	A	3	51.34	2	70.12
11	24	Danny CASSAR	Locost	A	12	51.84	10	69.44
12	29	Alex HUGHES	Locost	A	12	51.89	6	69.38
13	81	James KMIECIAK	Locost	A	12	51.91	9	69.35
14	44	Matt CHERRINGTON	Locost	A	12	51.92	12	69.34
15	34	Robert FITTER	Locost	A	2	52.61	2	68.43
16	36	Mark GLOVER	Locost	B	12	53.62	7	67.14
17	67	John BALLENTYNE	Locost	B	12	54.01	8	66.65
18	60	Alan MEAKER	Locost	B	12	54.55	7	65.99
19	76	Simon HUNTER	Locost	B	12	54.56	7	65.98
20	79	Gavin PARKES	Locost	B	12	54.65	7	65.87
21	90	Mike CONNIFF	Locost	B	11	57.59	2	62.51
22	75	Fred WHEELER	Locost	B	0	DNS	0	
23	28	David BLACK	Locost	B	0	DNS	0	
24	88	Nik TARRY	Locost	B	0	DNS	0	

Lydden Hill

30 Aug 03 11:38

Clerk of Course:

*D. J. E. P.* 1145

Time Issued:

12.03

Chief Timekeeper:

*[Signature]*

THESE RESULTS REMAIN PROVISIONAL FOR A MINIMUM OF 30 MINUTES FROM THE TIME OF ISSUE



**750 Motor Club 750 Formula  
Provisional Results - Race 3**

Pl	No	Cl	Name	Car	Laps	Time	Behind	MPH	Best Lap on	MPH
1	4	F7	Bob SIMPSON	SS Reliant	15	11:53.33		75.70	46.63	8 77.20
2	55	F7B	Roger ROWE	Centaur Mk20	15	11:56.38	3.05	75.38	46.65	6 77.17
3	8	F7B	Will JOHNSTON	Centaur Mk16	15	11:57.38	4.05	75.27	46.46	11 77.49
4	3	F7	Peter BOVE	Darvi 88/P	15	12:07.22	13.89	74.26	47.51	13 75.77
5	14	F7	Rodney HILL	Mystic T4/21	15	12:08.81	15.48	74.09	47.74	9 75.41
6	42	F7B	Martin KEMP	Darvi Mk6	15	12:20.69	27.36	72.90	47.76	14 75.38
7	67	F7B	Manuel HUGHES	KAZ 96	15	12:23.79	30.46	72.60	47.43	13 75.90
8	27	F7B	Sue BUXTON	Darvi Mk5/97	15	12:32.10	38.77	71.80	48.73	14 73.88
9	10	F7B	Bill RUTTER	Darvi Mk5B6	15	12:32.49	39.16	71.76	47.89	15 75.17
10	28	F7B	Max SHEPPARD	Tristesse	14	12:10.36	1 Lap	69.01	50.73	13 70.96
11	23	F7B	David BASS	Time 3B	12	12:03.95	3 Laps	59.67	57.74	3 62.35
<b>Not-Classified</b>										
21	F7B	Ian ALLEN	Hague 81	13	11:00.72	DNF	70.83	48.80	8	73.77
22	F7B	Chris ISAACS	Snipe	11	9:23.68	DNF	70.25	49.31	8	73.01
37	F7B	Tony BRAZIER	Brazier Reliant Special	1	1:22.15	DNF	43.82		0	0.00
19	F7B	Dick HARTLE	Ingham 3 GT	0		Starter	0			
5	F7	Paul MORRIS	Darvi 92J	0		Starter	0			
<b>Non-Starters</b>										
25	F7B	Paul COLLINS	Centaur Mk16							
<b>Fastest Lap</b>										
4	F7	Bob SIMPSON	SS Reliant					46.63	8	77.20
8	F7B	Will JOHNSTON	Centaur Mk16					46.46	11	77.49

Start Time : 11:40

Lydden Hill

30 Aug 03 11:54

Clerk of Course:

*[Signature]* 12.14


Time Issued:

12.22

Chief Timekeeper:

*[Signature]*

THESE RESULTS REMAIN PROVISIONAL FOR A MINIMUM OF 30 MINUTES FROM THE TIME OF ISSUE



## 750 Motor Club Kit Cars

### Provisional Results - Race 4

Pl	No	Cl	Name	Car	Laps	Time	Behind	MPH	Best Lap on	MPH
1	13	KCA	Graham DASH	Sylva Striker	12	9:25.20		76.43	11	77.91
2	17	KCB	Dave DEVINE	Procomp LA Gold	12	9:28.77	3.57	75.95	10	77.49
3	4	KCB	Simon CHILDS	Sylva Phoenix	12	9:29.78	4.58	75.82	9	77.30
4	6	KCB	Andrew OWEN	Sylva Phoenix	12	9:30.98	5.78	75.66	8	77.15
5	21	KCB	Nigel BROWN	Sylva Phoenix	12	9:41.23	16.03	74.33	6	75.71
6	66	KCB	Jonathan CHRISTIE-RUNDLE	Sylva Phoenix	12	9:44.20	19.00	73.95	12	76.08
7	59	KCB	Mark CONROY	Sylva Striker	12	9:44.99	19.79	73.85	12	75.73
8	46	KCB	Sheridan BELL	Procomp LA Gold	12	9:46.65	21.45	73.64	9	75.85
9	75	KCA	Matthew LEWIS	Razer	12	9:48.06	22.86	73.46	8	75.74
10	88	KCB	Bryan HEALEY	Sylva Striker	12	9:48.58	23.38	73.40	10	75.89
11	68	KCA	Matthew STURMER	Sylva Mk4	12	9:59.20	34.00	72.10	7	74.61
12	22	KCA	John CARTWIGHT	Sylva Striker Mk2	12	9:59.90	34.70	72.01	7	75.39
13	48	KCB	Jim GOODWIN	Sylva Striker	12	10:00.69	35.49	71.92	5	75.19
14	14	KCA	Clive TURNER	Gemini	12	10:01.59	36.39	71.81	8	73.73
15	99	KCB	Edward HASLER	Westfield SEIW	12	10:01.83	36.63	71.78	5	74.09
16	27	KCA	Dave ROBERTS	Sylva Striker	11	9:37.15	1 Lap	68.61	5	71.05
<u>Not-Classified</u>										
	5	KCA	Tony ABSOLOM	Sylva Striker	0		Starter	0		
<u>Non-Starters</u>										
	1	KCB	Steve TAYLOR	Sylva Phoenix						
	79	KCB	Paul SAWYER	Westfield SE						
<u>Fastest Lap</u>										
	13	KCA	Graham DASH	Sylva Striker				46.21	11	77.91
	17	KCB	Dave DEVINE	Procomp LA Gold				46.46	10	77.49

Start Time : 13:11

Lydden Hill

30 Aug 03 13:22

Clerk of Course: 13.40	Time Issued: 13.40	Chief Timekeeper: 
---------------------------	-----------------------	-----------------------

THESE RESULTS REMAIN PROVISIONAL FOR A MINIMUM OF 30 MINUTES FROM THE TIME OF ISSUE



## Demon Tweeks/Yokohama Hot Hatch

### Provisional Results - Race 5

Pl	No	Cl	Name	Car	Laps	Time	Behind	MPH	Best Lap on	MPH
1	3	HHA	Andy FELLO	Fiesta XR2	25	20:42.58		72.43	49.02	5 73.44
2	5	HHA	Mark CUNNINGHAM	Fiesta Sport	25	20:46.03	3.45	72.23	49.17	3 73.22
3	16	HHA	Martyn CULLEY	Fiesta XR2	25	20:46.43	3.85	72.21	48.93	3 73.57
4	15	HHA	Barrie CULLEY	Fiesta XR2	25	20:58.83	16.25	71.49	49.36	12 72.93
5	34	HHA	Chris BALL	Fiesta XR2	25	21:00.72	18.14	71.39	49.55	3 72.65
6	88	HHA	Simon HARVEY	Peugeot 306 GTi	25	21:01.47	18.89	71.35	49.50	21 72.73
7	97	HHA	Andy McLENNAN	Suzuki Swift	25	21:04.70	22.12	71.16	49.32	3 72.99
8	68	HHA	Andrew WOOD	Ford Fiesta	24	20:47.81	1 Lap	69.24	50.52	11 71.26
9	57	HHA	Alex HORNER	Fiesta XR2	24	21:02.48	1 Lap	68.44	50.94	9 70.67
10	24	HHC	Hilary HOWLETT	Peugeot 106 XSi	24	21:06.85	1 Lap	68.20	51.70	24 69.63
<u>Not-Classified</u>										
	38	HHA	Graham PALMER	Peugeot 205 GTi	17	14:19.04	DNF	71.24	49.71	5 72.42
<u>Non-Starters</u>										
	22	HHC	Wayne BAILEY	Peugeot 205 GTi						
	30	HHA	Craig DAWSON	Fiesta XR2i						
	64	HHA	Mike WEBB	Escort RS2000						
<u>Fastest Lap</u>										
	16	HHA	Martyn CULLEY	Fiesta XR2				48.93	3	73.57
	24	HHC	Hilary HOWLETT	Peugeot 106 XSi				51.70	24	69.63
	97	HHA	Andy McLENNAN	Suzuki Swift				49.32	3	72.99

Start Time : 13:27

Lydden Hill

30 Aug 03 13:49

Clerk of Course:

*[Signature]* 13.57

Time Issued:

13.59

Chief Timekeeper:

*[Signature]*

THESE RESULTS REMAIN PROVISIONAL FOR A MINIMUM OF 30 MINUTES FROM THE TIME OF ISSUE



## 750 Motor Club Locost Provisional Results - Race 6 - A

Pl	No	Cl	Name	Car	Laps	Time	Behind	MPH	Best Lap on	MPH
1	11	LC	Tim GRAY	Locost	15	12:36.82		71.35	49.81	8 72.27
2	31	LC	Alex JULIEN	Locost	15	12:38.94	2.12	71.15	49.76	8 72.35
3	62	LC	Brian MITCHAM	Locost	15	12:47.09	10.27	70.40	50.20	3 71.71
4	69	LC	Daniel LEE STEVENS	Locost	15	12:49.19	12.37	70.20	50.34	6 71.51
5	46	LC	Justin BOAK	Locost	15	12:52.04	15.22	69.94	50.38	5 71.46
6	68	LC	Tom BALLENTYNE	Locost	15	12:52.53	15.71	69.90	50.35	4 71.50
7	37	LC	Kevin LUCAS	Locost	15	12:56.57	19.75	69.54	50.50	5 71.29
8	41	LC	Brett TOWNSEND	Locost	15	13:00.64	23.82	69.17	51.16	5 70.37
9	8	LC	Simon READ	Locost	15	13:04.05	27.23	68.87	51.35	15 70.11
10	71	LC	Richard BROWN	Locost	15	13:04.98	28.16	68.79	51.44	15 69.98
11	44	LC	Matt CHERRINGTON	Locost	15	13:13.03	36.21	68.09	51.57	8 69.81
12	34	LC	Robert FITTER	Locost	15	13:13.63	36.81	68.04	51.39	9 70.05
13	81	LC	James KMIECIAK	Locost	15	13:14.16	37.34	68.00	51.60	8 69.77
14	24	LC	Danny CASSAR	Locost	15	13:33.30	56.48	66.40	51.67	6 69.67
<u>Not-Classified</u>										
	29	LC	Alex HUGHES	Locost	1	59.42	DNF	60.59		0 0.00
<u>Fastest Lap</u>										
	31	LC	Alex JULIEN	Locost					49.76	8 72.35

Start Time : 13:59

Lydden Hill

30 Aug 03 14:13

Clerk of Course:  14.20	Time Issued: 14.20	Chief Timekeeper:
-------------------------	--------------------	-------------------

THESE RESULTS REMAIN PROVISIONAL FOR A MINIMUM OF 30 MINUTES FROM THE TIME OF ISSUE





750 Motor Club Locost  
Provisional Results - Race 7 - B

Pl	No	Cl	Name	Car	Laps	Time	Behind	MPH	Best Lap on	MPH
1	76	LC	Simon HUNTER	Locost	15	13:41.50		65.73	53.46	13 67.34
2	67	LC	John BALLENTYNE	Locost	15	13:41.80	0.30	65.71	53.45	13 67.35
3	36	LC	Mark GLOVER	Locost	15	13:42.11	0.61	65.68	53.19	13 67.68
4	79	LC	Gavin PARKES	Locost	15	13:42.49	0.99	65.65	53.28	13 67.57
5	60	LC	Alan MEAKER	Locost	15	13:53.55	12.05	64.78	53.35	9 67.48
6	90	LC	Mike CONNIFF	Locost	14	13:51.79	1 Lap	60.59	57.75	12 62.34
<u>Not-Classified</u>										
	28	LC	David BLACK	Locost	2	2:07.90	DNF	56.29	1:04.02	2 56.23
<u>Non-Starters</u>										
	75	LC	Fred WHEELER	Locost						
	88	LC	Nik TARRY	Locost						
<u>Fastest Lap</u>										
	36	LC	Mark GLOVER	Locost					53.19	13 67.68


Start Time : 14:21

Lydden Hill

30 Aug 03 14:35

Clerk of Course:  14.42	Time Issued: 16.42	Chief Timekeeper: 
---	-----------------------	--

THESE RESULTS REMAIN PROVISIONAL FOR A MINIMUM OF 30 MINUTES FROM THE TIME OF ISSUE



**750 Motor Club 750 Formula  
Provisional Results - Race 8**

Pl	No	Cl	Name	Car	Laps	Time	Behind	MPH	Best Lap on	MPH
1	4	F7	Bob SIMPSON	SS Reliant	15	11:55.57		75.46	46.30	7 77.75
2	8	F7B	Will JOHNSTON	Centaur Mk16	15	11:56.66	1.09	75.35	46.63	7 77.20
3	3	F7	Peter BOVE	Darvi 88/P	15	11:57.96	2.39	75.21	46.94	9 76.69
4	55	F7B	Roger ROWE	Centaur Mk20	15	12:02.82	7.25	74.71	47.37	9 76.00
5	14	F7	Rodney HILL	Mystic T4/21	15	12:22.82	27.25	72.70	48.22	11 74.66
6	42	F7B	Martin KEMP	Darvi Mk6	15	12:23.83	28.26	72.60	48.18	15 74.72
7	67	F7B	Manuel HUGHES	KAZ 96	15	12:24.86	29.29	72.50	48.29	13 74.55
8	27	F7B	Sue BUXTON	Darvi Mk5/97	15	12:37.29	41.72	71.31	49.08	11 73.35
9	10	F7B	Bill RUTTER	Darvi Mk5B6	15	12:37.65	42.08	71.27	48.77	11 73.82
10	28	F7B	Max SHEPPARD	Tristesse	15	12:45.84	50.27	70.51	49.73	6 72.39
11	22	F7B	Chris ISAACS	Snipe	14	11:58.68	1 Lap	70.13	49.33	12 72.98
12	19	F7B	Dick HARTLE	Ingham 3 GT	14	12:41.15	1 Lap	66.22	52.27	5 68.87
13	23	F7B	David BASS	Time 3B	13	12:47.62	2 Laps	60.97	56.23	8 64.02

Not-Classified

25 F7B Paul COLLINS Centaur Mk16 1 1:00.30 DNF 59.70 0 0.00

Non-Starters

21 F7B Ian ALLEN Hague 81  
 37 F7B Tony BRAZIER Brazier Reliant Special  
 5 F7 Paul MORRIS Darvi 92J

Fastest Lap

4 F7 Bob SIMPSON SS Reliant 46.30 7 77.75  
 8 F7B Will JOHNSTON Centaur Mk16 46.63 7 77.20

Start Time : 14:48

Lydden Hill

30 Aug 03 15:02

Clerk of Course:  15.16.	Time Issued:	Chief Timekeeper: 
--	--------------	--

THESE RESULTS REMAIN PROVISIONAL FOR A MINIMUM OF 30 MINUTES FROM THE TIME OF ISSUE





## 750 Motor Club Kit Cars

### Provisional Results - Race 9

Pl	No	Cl	Name	Car	Laps	Time	Behind	MPH	Best Lap on	MPH
1	17	KCB	Dave DEVINE	Procomp LA Gold	15	11:47.22		76.36	9	77.67
2	4	KCB	Simon CHILDS	Sylva Phoenix	15	11:48.43	1.21	76.22	11	77.75
3	13	KCA	Graham DASH	Sylva Striker	15	11:49.00	1.78	76.16	12	77.52
4	6	KCB	Andrew OWEN	Sylva Phoenix	15	11:56.86	9.64	75.33	6	76.94
5	5	KCA	Tony ABSOLOM	Sylva Striker	15	12:01.25	14.03	74.87	8	78.21
6	75	KCA	Matthew LEWIS	Razer	15	12:04.53	17.31	74.53	13	76.55
7	21	KCB	Nigel BROWN	Sylva Phoenix	15	12:08.68	21.46	74.11	7	75.63
8	88	KCB	Bryan HEALEY	Sylva Striker	15	12:08.93	21.71	74.08	11	75.41
9	59	KCB	Mark CONROY	Sylva Striker	15	12:09.73	22.51	74.00	6	76.05
10	48	KCB	Jim GOODWIN	Sylva Striker	15	12:10.09	22.87	73.96	10	76.43
11	66	KCB	Jonathan CHRISTIE-RUNDLE	Sylva Phoenix	15	12:16.52	29.30	73.32	9	75.55
12	46	KCB	Sheridan BELL	Procomp LA Gold	15	12:20.59	33.37	72.91	12	75.90
13	14	KCA	Clive TURNER	Gemini	15	12:27.54	40.32	72.24	6	74.21
14	68	KCA	Matthew STURMER	Sylva Mk4	15	12:27.73	40.51	72.22	14	74.61
15	22	KCA	John CARTWIGHT	Sylva Striker Mk2	15	12:31.22	44.00	71.88	4	74.98
16	27	KCA	Dave ROBERTS	Sylva Striker	14	12:35.76	1 Lap	66.69	3	71.34

#### Non-Starters

1	KCB	Steve TAYLOR	Sylva Phoenix
79	KCB	Paul SAWYER	Westfield SE
99	KCB	Edward HASLER	Westfield SEIW

#### Fastest Lap

4	KCB	Simon CHILDS	Sylva Phoenix	46.30	11	77.75
5	KCA	Tony ABSOLOM	Sylva Striker	46.03	8	78.21

Start Time : 15:15

Lydden Hill

30 Aug 03 15:28

Clerk of Course:

*[Signature]* 15-30

Time issued:

15-30

Chief Timekeeper:

*[Signature]*

THESE RESULTS REMAIN PROVISIONAL FOR A MINIMUM OF 30 MINUTES FROM THE TIME OF ISSUE



## Austin 7 Triple Challenge Provisional Results - Race 10

Pl	No	Cl	Name	Car	Laps	Time	Behind	MPH	Best Lap on	MPH
1	27	A7	Paul LAWRENCE	Austin 7 Single Seater	15	14:26.79		62.30	56.03	6 64.25
2	24	A7	Terry ROWING	Austin 7	15	14:28.62	1.83	62.17	56.57	10 63.64
3	7	A7	Geoffrey BRANDON	A7 Sports Special	15	14:44.86	18.07	61.03	57.84	15 62.24
4	20	A7	Darrell WOODS	Austin 7 Ulster	15	14:53.54	26.75	60.43	57.23	11 62.90
5	30	A7	Alexander MYALL	Austin 7	15	14:54.81	28.02	60.35	57.60	14 62.50
6	22	A7	N POWELL	Austin Seven	15	15:04.72	37.93	59.69	58.17	9 61.89
7	8	A7	David BRAND	Austin 7	15	15:08.30	41.51	59.45	59.01	13 61.01
8	10	A7	Graham GOODE	Austin 7 Special	14	14:28.40	1 Lap	58.04	1:00.22	9 59.78
9	17	A7	Derek JONES	A7 Speedex	14	14:38.98	1 Lap	57.34	59.56	14 60.44
10	32	A7	David WHETTON	Warren	14	14:50.60	1 Lap	56.59	1:01.61	9 58.43
11	26	A7	Keith WHITBY	Austin 7 Mason	14	14:50.77	1 Lap	56.58	1:01.50	4 58.54
12	14	A7	Clive BERGMAN	Austin 7	14	14:51.31	1 Lap	56.55	1:01.90	14 58.16
13	11	A7	Locky McKENZIE	Austin 7 Special	14	14:53.20	1 Lap	56.43	1:01.70	7 58.35
14	25	A7	Matt SHEPHERD	Austin Seven	14	14:55.97	1 Lap	56.25	1:02.07	13 58.00
15	15	A7	Alistair FRAYLING-CORK	Austin 7 Special	14	14:57.70	1 Lap	56.14	1:02.42	10 57.67
16	40	A7	John SKEAVINGTON	Austin 7 Ulster	14	15:18.38	1 Lap	54.88	1:02.56	5 57.54
17	12	A7	Nick ALLEN	Austin 7 Ulster	13	14:36.99	2 Laps	53.36	1:06.13	3 54.44
18	23	A7	Frank TIEDEMAN	Austin 7 Ulster	12	15:41.41	3 Laps	45.89	1:14.74	8 48.17

### Not-Classified

99	A7	Jennie BOSTOCK	A7 Speedex	9	10:12.85	DNF	52.87	1:05.73	2 54.77
18	A7	Graham CHAMBERS	Austin 7 Ulster	6	5:56.13	DNF	60.65	55.01	3 65.44
3	A7	Nick HAYWARD-COOK	Austin 7 Monoposto	5	5:01.31	DNF	59.74	58.33	3 61.72

### Fastest Lap

18	A7	Graham CHAMBERS	Austin 7 Ulster					55.01	3 65.44
----	----	-----------------	-----------------	--	--	--	--	-------	---------

Start Time : 14:27

Lydden Hill

31 Aug 03 14:44

Clerk of Course:

*Smith* 14:55


Time Issued:

14:56

Chief Timekeeper:

*[Signature]*

THESE RESULTS REMAIN PROVISIONAL FOR A MINIMUM OF 30 MINUTES FROM THE TIME OF ISSUE



**Demon Tweeks/Yokohama Stock Hatch  
Provisional Results - Race 11 - Heat 1**

Pl	No	Cl	Name	Car	Laps	Time	Behind	MPH	Best Lap on	MPH
1	11	SH	Craig SHEPHERD	Fiesta XR2	20	17:24.81		68.91	12	70.52
2	20	SH	Peter FELIX	Peugeot 106	20	17:25.92	1.11	68.84	6	69.61
3	95	SH	Trevor CORTEIL	Fiesta XR2	20	17:26.66	1.85	68.79	8	69.63
4	34	SH	Steve DREWERY	Suzuki Swift GTI	20	17:29.05	4.24	68.63	17	69.61
5	58	SH	Martin BOON	Fiesta Si	20	17:29.90	5.09	68.58	12	69.47
6	26	SH	Simon HOWARD	Fiesta XR2	20	17:31.52	6.71	68.47	3	69.50
7	39	SH	Richard KINGSNORTH	Peugeot 205 GTi	20	17:36.02	11.21	68.18	13	69.31
8	18	SH	Simon HUNT	Peugeot 205 GTi	20	17:38.87	14.06	68.00	12	69.39
9	33	SH	Jonathan HOWES	Fiesta XR2	20	17:39.69	14.88	67.94	17	69.19
10	42	SH	Roger NEEP	Peugeot 205 GTi	20	17:40.43	15.62	67.90	16	69.42
11	104	SH	John HEMMING	Nova GTE	20	17:41.79	16.98	67.81	18	69.12
12	62	SH	Cliff PELLIN	Fiesta XR2	20	17:42.55	17.74	67.76	17	69.58
13	79	SH	Gary PARKES	Fiesta XR2	20	17:54.59	29.78	67.00	7	68.23
14	98	SH	Ian OAKES	Vauxhall Nova GTE	20	17:54.85	30.04	66.99	10	68.55
15	27	SH	Stewart NIND	Peugeot 205 GTi	20	17:55.11	30.30	66.97	7	68.58
16	41	SH	John TOWNSHEND	Peugeot 205 GTi	20	17:55.85	31.04	66.92	14	68.39
17	48	SH	Rhys HEKE	Fiesta XR2	20	17:58.27	33.46	66.77	11	68.31
18	110	SH	Noel MOFFITT	Peugeot 205 GTi	20	18:02.58	37.77	66.51	14	67.75
19	57	SH	Dave WRIGHT	Peugeot 205 GTi	20	18:02.89	38.08	66.49	5	67.76
20	118	SH	Nick GIBBS	Fiesta XR2	19	17:31.16	1 Lap	65.07	4	66.79
21	66	SH	Jerry KITCHENER	Fiesta XR2	19	17:48.11	1 Lap	64.04	12	65.90



**Fastest Lap**

11 SH Craig SHEPHERD Fiesta XR2 51.05 12 70.52

Start Time : 14:48

Lydden Hill

31 Aug 03 15:07

Clerk of Course:  15.42	Time Issued: 15.45	Chief Timekeeper: 
---	-----------------------	--

THESE RESULTS REMAIN PROVISIONAL FOR A MINIMUM OF 30 MINUTES FROM THE TIME OF ISSUE



**Demon Tweeks/Yokohama Stock Hatch  
Provisional Results - Race 12 - Heat 2**

Pl	No	Cl	Name	Car	Laps	Time	Behind	MPH	Best Lap on	MPH
1	65	SH	Terry ROUGHTON	Citroen Saxo	20	17:29.38		68.61	51.35	7 70.11
2	28	SH	Kevin HATCH	Fiesta XR2	20	17:29.96	0.58	68.57	51.75	7 69.57
3	102	SH	Mark ALDEN	Peugeot 106 XSi	20	17:30.85	1.47	68.52	51.58	4 69.79
4	50	SH	Ian LAUGHTON	Fiesta XR2	20	17:37.47	8.09	68.09	51.71	8 69.62
5	12	SH	Paul TIBBS	Fiesta XR2	20	17:38.11	8.73	68.05	51.76	8 69.55
6	47	SH	John MUNDAY	Peugeot 205 GTi	20	17:38.39	9.01	68.03	51.53	7 69.86
7	46	SH	Darren BLUMSON	Peugeot 205 GTi	20	17:38.69	9.31	68.01	51.93	3 69.32
8	15	SH	Tyson LAMP	Suzuki Swift GTi	20	17:38.83	9.45	68.00	51.98	15 69.26
9	19	SH	Andy CLARKSON	Fiesta XR2	20	17:39.63	10.25	67.95	51.87	12 69.40
10	112	SH	David DRINKWATER	Fiesta XR2	20	17:47.03	17.65	67.48	52.37	11 68.74
11	51	SH	Simon HOLLOWAY	Suzuki Swift	20	17:47.87	18.49	67.42	52.62	9 68.42
12	97	SH	Tim SPEED	Peugeot 205 GTi	20	17:48.35	18.97	67.39	52.62	11 68.42
13	103	SH	Derek ROZIER	Fiesta XR2	20	18:30.30	1:00.92	64.85	53.34	13 67.49
14	70	SH	Richard WARNER	Fiesta XR2	19	17:30.69	1 Lap	65.10	54.05	8 66.60
15	136	SH	Alan HASSELL	Fiesta XR2	19	17:31.15	1 Lap	65.07	53.99	16 66.68
16	129	SH	Jean-Marc POULTON	Fiesta XR2	19	17:31.60	1 Lap	65.04	53.82	16 66.89
17	54	SH	Michael WRIGHT	Fiesta XR2	19	17:34.06	1 Lap	64.89	53.89	16 66.80
18	99	SH	Matt FINCHAM	Peugeot 205 GTi	19	17:55.31	1 Lap	63.61	52.87	6 68.09
<u>Not-Classified</u>										
134	SH	Andy SLINGER	Peugeot 106 XSi	16	15:21.92	DNF	62.48	53.91	7 66.78	
75	SH	Simon BOWYER	Fiesta XR2	12	11:02.80	DNF	65.18	53.99	8 66.68	
<u>Non-Starters</u>										
25	SH	Matt URLWIN	Fiesta XR2							
<u>Fastest Lap</u>										
65	SH	Terry ROUGHTON	Citroen Saxo					51.35	7 70.11	


Start Time : 15:13

Lydden Hill

31 Aug 03 15:33

Clerk of Course:  15.42

Time Issued: 15.45

Chief Timekeeper: 

THESE RESULTS REMAIN PROVISIONAL FOR A MINIMUM OF 30 MINUTES FROM THE TIME OF ISSUE



## Race Speed Roadsports Provisional Results - Race 13

Pl	No	Cl	Name	Car	Laps	Time	Behind	MPH	Best Lap on	MPH
1	12	RSA	Rick LLOYD	Morgan +8	12	9:14.99		77.84	45.19	4 79.66
2	5	RSA	Mal DAVISON	Porsche 993	12	9:31.22	16.23	75.63	46.48	12 77.45
3	25	RSA	Doug ELLWOOD	TVR Griffith	12	9:38.19	23.20	74.72	46.91	11 76.74
4	7	RSB	Robbie WATTS	Renault Spider	12	9:39.40	24.41	74.56	47.36	8 76.01
5	28	RSB	Nick HAMILTON	Ginetta G27	12	9:53.15	38.16	72.83	47.73	11 75.42
6	3	RSC	Howard JONES	Ginetta G4	11	9:17.70	1 Lap	71.01	49.28	3 73.05
7	24	RSB	Ian WHITE	Renault Spider	11	9:23.08	1 Lap	70.33	49.58	10 72.61
8	16	RSA	Chris VAREY	Porsche 968CS Turbo	11	9:27.70	1 Lap	69.76	50.11	3 71.84

### Fastest Lap

12	RSA	Rick LLOYD	Morgan +8	45.19	4	79.66
7	RSB	Robbie WATTS	Renault Spider	47.36	8	76.01
3	RSC	Howard JONES	Ginetta G4	49.28	3	73.05

Start Time : 15:38

Lydden Hill

31 Aug 03 15:48

Clerk of Course:

*[Signature]* 15.54

Time Issued:

Chief Timekeeper:

*[Signature]*

THESE RESULTS REMAIN PROVISIONAL FOR A MINIMUM OF 30 MINUTES FROM THE TIME OF ISSUE



## Austin 7 Triple Challenge

### Provisional Results - Race 14

Pl	No	Cl	Name	Car	Laps	Time	Behind	MPH	Best Lap on	MPH
1	18	A7	Graham CHAMBERS	Austin 7 Ulster	15	14:13.03		63.30	54.33	7 66.26
2	24	A7	Terry ROWING	Austin 7	15	14:27.63	14.60	62.24	56.43	6 63.80
3	7	A7	Geoffrey BRANDON	A7 Sports Special	15	14:48.03	35.00	60.81	57.61	3 62.49
4	22	A7	N POWELL	Austin Seven	15	14:48.28	35.25	60.79	57.98	7 62.09
5	20	A7	Darrell WOODS	Austin 7 Ulster	15	14:59.33	46.30	60.04	57.31	13 62.82
6	8	A7	David BRAND	Austin 7	15	15:11.88	58.85	59.22	59.81	3 60.19
7	17	A7	Derek JONES	A7 Speedex	14	14:15.07	1 Lap	58.94	59.36	13 60.65
8	10	A7	Graham GOODE	Austin 7 Special	14	14:19.72	1 Lap	58.62	59.84	9 60.16
9	30	A7	Tim MYALL	Austin 7	14	14:24.29	1 Lap	58.31	59.07	9 60.94
10	32	A7	David WHETTON	Warren	14	14:49.00	1 Lap	56.69	1:02.07	10 58.00
11	26	A7	Keith WHITBY	Austin 7 Mason	14	14:50.41	1 Lap	56.60	1:01.77	14 58.28
12	14	A7	Clive BERGMAN	Austin 7	14	14:51.16	1 Lap	56.56	1:01.50	14 58.54
13	11	A7	Locky McKENZIE	Austin 7 Special	14	14:59.14	1 Lap	56.05	1:02.48	5 57.62
14	12	A7	Nick ALLEN	Austin 7 Ulster	13	14:27.09	2 Laps	53.97	1:05.03	13 55.36
15	99	A7	Jennie BOSTOCK	A7 Speedex	13	14:45.51	2 Laps	52.85	1:05.76	2 54.74
16	23	A7	Frank TIEDEMAN	Austin 7 Ulster	12	15:17.14	3 Laps	47.10	1:13.35	9 49.08
<u>Not-Classified</u>										
27	A7	Paul LAWRENCE	Austin 7 Single Seater		14	13:47.61	DNF	60.9	55.75	11 64.57
25	A7	Matt SHEPHERD	Austin Seven		2	2:20.06	DNF	51.41	1:06.65	2 54.01
15	A7	Alistair FRAYLING-CORK	Austin 7 Special		1	1:14.59	DNF	48.26		0 0.00
<u>Non-Starters</u>										
3	A7	Nick HAYWARD-COOK	Austin 7 Monoposto							
40	A7	John SKEAVINGTON	Austin 7 Ulster							
<u>Fastest Lap</u>										
18	A7	Graham CHAMBERS	Austin 7 Ulster					54.33	7	66.26

Start Time : 15:59

Lydden Hill

31 Aug 03 16:15

Clerk of Course:  16-26	Time Issued: 16.24.	Chief Timekeeper:
-------------------------	---------------------	-------------------

THESE RESULTS REMAIN PROVISIONAL FOR A MINIMUM OF 30 MINUTES FROM THE TIME OF ISSUE



## Demon Tweeks/Yokohama Stock Hatch

### Provisional Results - Race 15 - Final

Pl	No	Cl	Name	Car	Laps	Time	Behind	MPH	Best Lap on	MPH	
1	9	SH	Gordon MACMILLAN	Peugeot 205 GTi	20	17:15.82		69.51	51.20	20	70.31
2	7	SH	Paul McMILLAN	Citroen Saxo	20	17:21.56	5.74	69.13	51.43	3	70.00
3	45	SH	Paul TAYLOR	Peugeot 205 GTi	20	17:26.04	10.22	68.83	51.71	3	69.62
4	5	SH	Carl TOWNEND	Peugeot 106 XSi	20	17:27.43	11.61	68.74	51.63	19	69.73
5	4	SH	Hilary HOWLETT	Peugeot 106 XSi	20	17:28.74	12.92	68.65	51.65	17	69.70
6	2	SH	Glenn STOKES	Peugeot 106 Rallye	20	17:33.07	17.25	68.37	51.61	14	69.75
7	87	SH	Chris CODY	Citroen Saxo VTR	20	17:34.61	18.79	68.27	51.61	15	69.75
8	6	SH	Matt LEWIS	Fiesta XR2i	20	17:36.04	20.22	68.18	51.76	17	69.55
9	20	SH	Peter FELIX	Peugeot 106	20	17:38.70	22.88	68.01	51.92	10	69.34
10	102	SH	Mark ALDEN	Peugeot 106 XSi	20	17:42.21	26.39	67.78	51.86	18	69.42
11	28	SH	Kevin HATCH	Fiesta XR2	20	17:43.61	27.79	67.69	51.90	16	69.36
12	58	SH	Martin BOON	Fiesta Si	20	17:50.42	34.60	67.26	52.37	20	68.74
13	12	SH	Paul TIBBS	Fiesta XR2	20	17:51.03	35.21	67.23	52.20	17	68.97
14	50	SH	Ian LAUGHTON	Fiesta XR2	20	17:51.91	36.09	67.17	51.93	12	69.32
15	47	SH	John MUNDAY	Peugeot 205 GTi	20	17:52.30	36.48	67.15	52.05	12	69.16
16	95	SH	Trevor CORTEIL	Fiesta XR2	20	17:54.48	38.66	67.01	51.84	14	69.44
17	65	SH	Terry ROUGHTON	Citroen Saxo	20	18:23.33	1:07.51	65.26	52.19	6	68.98
<b>Not-Classified</b>											
34	SH	Steve DREWERY	Suzuki Swift GTi		8	7:20.77	DNF	65.34	52.53	5	68.53
11	SH	Craig SHEPHERD	Fiesta XR2		3	2:46.77	DNF	64.76	52.58	2	68.47
<b>Exclusions</b>											
3	SH	Pete MORGAN	Fiesta XR2				O1.1.6 Careless Driving				
96	SH	Gareth WRIGHT	Peugeot 106 XSi				O1.1.6 Careless Driving				
<b>Fastest Lap</b>											
9	SH	Gordon MACMILLAN	Peugeot 205 GTi						51.20	20	70.31

Start Time : 16:28/

Lydden Hill

31 Aug 03 19:23

Clerk of Course:

Time Issued:

Chief Timekeeper:

THESE RESULTS REMAIN PROVISIONAL FOR A MINIMUM OF 30 MINUTES FROM THE TIME OF ISSUE



## Race Speed Roadsports Provisional Results - Race 16

Pl	No	Cl	Name	Car	Laps	Time	Behind	MPH	Best Lap on	MPH	
1	12	RSA	Rick LLOYD	Morgan +8	15	11:27.91		78.50	44.78	5 80.39	
2	5	RSA	Mal DAVISON	Porsche 993	15	11:55.33	27.42	75.49	46.56	7 77.32	
3	25	RSA	Doug ELLWOOD	TVR Griffith	15	12:00.39	32.48	74.96	47.10	8 76.43	
4	7	RSB	Robbie WATTS	Renault Spider	15	12:02.77	34.86	74.71	47.21	10 76.26	
5	28	RSB	Nick HAMILTON	Ginetta G27	15	12:05.17	37.26	74.47	47.41	4 75.93	
6	24	RSB	Ian WHITE	Renault Spider	14	11:58.98	1 Lap	70.10	50.16	14 71.77	
7	3	RSC	Howard JONES	Ginetta G4	14	12:00.73	1 Lap	69.93	50.20	11 71.71	
8	16	RSA	Chris VAREY	Porsche 968CS Turbo	14	12:01.30	1 Lap	69.87	50.11	11 71.84	
<u>Fastest Lap</u>									44.78	5	80.39
12 RSA Rick LLOYD									47.21	10	76.26
7 RSB Robbie WATTS									50.20	11	71.71
3 RSC Howard JONES											

Start Time : 16:53

Lydden Hill

31 Aug 03 17:00

Clerk of Course:

*DJEH 17.11*

Time Issued:

Chief Timekeeper:

*[Signature]*

THESE RESULTS REMAIN PROVISIONAL FOR A MINIMUM OF 30 MINUTES FROM THE TIME OF ISSUE