




Official Programme - £2.50

SNETTERTON April 26/27



This meeting is held under the General Regulations of the MSA (incorporating the provisions of the International Sporting Code of the FIA) and the Supplementary Regulations, Final Instructions and any written instructions which the Organisers issue for the race meeting. MSA Permit Nos: 17135/17136.

PRACTICE SESSIONS - Saturday 26th April

750 MC Formula Vee Championship - session A	9.00
750 MC Formula Vee Championship - session B	9.25
750 MC Locost Championship	9.50
Demon Tweeks/Yokohama Hot Hatch Championship	10.10
750 MC Formula 4 Championship - classes A, B & C	10.35
MDS Battery RGB Championship	11.00
750 MC Kit Car Championship	11.20
750 MC Formula 4 Championship - class D	11.45

RACES - Saturday 26th April

1: 750 MC Formula Vee Championship - Heat 1	12.10
2: 750 MC Formula Vee Championship - Final 1	1.30
3: 750 MC Locost Championship	2.00
4: Demon Tweeks/Yokohama Hot Hatch Championship	2.25
5: 750 MC Formula 4 Championship - classes A, B & C	2.50
6: 750 MC Formula Vee Championship - Heat 2	3.20
7: MDS Battery RGB Championship	3.45
8: 750 MC Kit Car Championship	4.15
9: 750 MC Formula 4 Championship - class D	4.35
10: 750 MC Formula Vee Championship - Final 2	5.05

PRACTICE SESSIONS - Sunday 27th April

750 MC 7 Championship	9.00
Morgan Motor Co Challenge	9.25
Demon Tweeks/Yokohama Stock Hatch Championship - session A	9.50
Demon Tweeks/Yokohama Stock Hatch Championship - session B	10.15
Peter Best Insurance MGCC BCV8 Championship	10.40
JEC Proteus & Revival Jaguar Championship	11.05
Race Speed Roadsports Championship	11.30

RACES - Sunday 27th April

11: 750 MC Formula 4 Championship - classes A, B & C	11.55
12: 750 MC Formula 4 Championship - class D	12.20
13: 750 MC 7 Championship	1.30
14: Morgan Motor Co Challenge	2.00
15: Demon Tweeks/Yokohama Stock Hatch Championship	2.25
16: Peter Best Insurance MGCC BCV8 Championship	2.55
17: JEC Proteus & Revival Jaguar Championship	3.20
18: 750 MC 7 Championship	3.50
19: Demon Tweeks/Yokohama Stock Hatch Championship	4.15
20: Race Speed Roadsports Championship	4.45

RACE MEETING OFFICIALS

MSA STEWARD

G. Wood-Hill

CLERK OF COURSE

J.Floyd

DEPUTY CLERK

V.Ayres

D.Brice

RACE SUPERVISOR

A.Jones

A.Jones

OUR ADVISORS

L.Jones

K.Messer

PROGRESSOR

T.Stevens (Chief)

A.Stevens

A.Preston

SCULPINSON

S.Ford (Chief)

C.Baker

R.Blackmore

R.Byatt

R.Dominy

H.Fisher

M.Hoggarth

ORGANISER

A.Bennett

TIME MASTER

P.Harding

RACE DIRECTOR

P.Stenning

PROFESSOR OF CONDUCT

Prof. C.Loveday

750 MOTOR CLUB

BRSCC

750 MOTOR CLUB

L.Beales

750 MOTOR CLUB

Robin Knight

750 MOTOR CLUB

BMMC

750 MOTOR CLUB

Red Rocket

... ..

Races 1/2 & 6/10

15 & 10 Laps

750 MC Formula Vee Championship

NO	DRIVER	CAR DETAILS	CCS	HOMETOWN	CLUB
3	Patrick Sherrington	Scarab Mk2	1300.	Bagshot	750
6	Ian Buxton	Leystone/Daghorn	1300.	Leek	750
9	Bill Stenning	Spyder	1300.	West End	750
19	Simon Piers-Hall	Sheane	1300.	Stowmarket	750
22	Stephen Glasswell	Sheane 97	1300.	Bury St Edmunds	750
25	Ken Elliott	Leystone JH002	1300.	Clondalkin	750
27	Alan Robinson	Leystone AHS	1300.	Weston Hall	750
29	Simon Livesley	Scarab Mk IV	1300.	Richester	750
31	Martin Brown	RAY GM	1300.	Sevenoaks	750
34	Lee Levett	Sheane	1300.	Brentwood	750
36	John Hughes	Formula Vee	1300.	Long Ashton	750
38	Paul Smith	Predator	1300.	Chafford Hundred	750
48	Jonathan Bygrave	Sheane	1300.	Brentwood	750
51	Alistair Heslop	Scarab Mk4	1300.	Towcester	750
53	Gordon Barnes	Spyder	1300.	Colchester	750
60	Bob Higgins	Sheane	1300.	Arundel	750
70	Nick Brown	AHS Challenger	1300.	Orsett Heath	750
80	Steven Ough	Leystone AHS	1300.	Bradford	750
83	Detlef Brehmer	Leystone 2001	1300.	Erbach	750
86	Richard Harris	Sheane AHS 97/02	1300.	Halstead	750
87	Warren Smith	Sheane	1300.	London	750
89	Martin Borrow	A.C.E Mk II	1300.	Kettering	750

The above are in the 1st Vee practice session; those on the next page are in the 2nd session.

From the combined times of those two sessions, the slowest 32 go into Race 1 (Heat 1), the remainder into Race 2 (Final 1) and any spaces on the back of that grid are filled by the top finishers in Heat 1.

Selection for Race 6 (Heat 2) will be the slowest 32 'best lap times' from Races 1 and 2, the remainder going into Race 10 and the spaces on the back of that grid being filled by the top finishers in Race 6.

The 750 Motor Club Formula Vee championship is ideal for beginner and 'expert' alike, looking for competitive single seater racing on a low budget. It has been run by the 750 Motor Club since 1980 and is probably the cheapest way to go single seater racing in the UK. Engine, gearbox and much of the suspension and braking system is from the VW 1300 Beetle and this, along with a Dunlop 'control' tyre puts the emphasis on driver ability to win races.

Races 1/2 & 6/10

15 & 10 Laps

750 MC Formula Vee Championship

No	DRIVER	CAR DETAILS	CCS	HOMETOWN	CLUB
2	Jeremy Clark	Spyder GAC	1300.	Attleborough	750
4	Ian Jordan	Sheane 98	1300.	Tonbridge	750
8	Guy Bellingham	GAC 01	1300.	Aylesbury	750
14	Graham Kiddy	Sheane	1300.	Haverhill	750
23	Jamie Conyers	Sheane	1300.	Mirfield	750
26	Peter Andrews	Sheane 2001	1300.	Gr Barr	750
28	Adam Wilkinson	Sheane FV96	1300.	Royston	750
30	Tim Probert	Sheane	1300.	Richmond	750
33	Bill Burnett	Sheane	1300.	Fordcombe	750
35	Mike Jenvey	Sheane	1300.	Bushey	750
37	Adrian Weston	Sheane AHS	1300.	Farnham	750
41	Andy Metcalf	Leystone JH001	1300.	Womersley	750
50	Phil Waterhouse	ARI Mk 4	1300.	Yelverton	750
52	Jonathan Storer	Scarab	1300.	Lincoln	750
57	Neil Chilleystone	Scarab Mk2	1300.	Hingham	750
62	David Heavey	Leystone JH002	1300.	Kilmeague	750
76	Jamie Hall	Sheane 96	1300.	Canvey Island	750
79	Nik Baatz	GAC 01	1300.	High Wycombe	750
81	Peter Cann	Predator	1300.	Saxmundham	750
85	Tony Dowson	Sheane	1300.	Ealing	750
88	David Lavington	Sheane	1300.	Mayfield	750
91	Paul Nicholls	Leystone JH02 AHS	1300.	Loughborough	750

Please see previous page for details of selection for the Heats and Finals of Formula Vee.

The 750 Motor Club Formula Vee championship is ideal for beginner and 'expert' alike, looking for competitive single seater racing on a low budget. It has been run by the 750 Motor Club since 1980 and is probably the cheapest way to go single seater racing in the UK. Engine, gearbox and much of the suspension and braking system is from the VW 1300 Beetle and this, along with a Dunlop 'control' tyre puts the emphasis on driver ability to win races.

Race 3

10 Laps

750 Motor Club Locost Championship

	No	DRIVER	CAR DETAILS	CCS	HOMETOWN	CLUB	
Res 1	7	Andrew Crapnell	Locost	1300.	Bradford On Avon	750	
	8	Simon Read	Locost	1300.	Ely	750	
	11	Tim Gray	Locost	1300.	Trowell	750	
	19	Erik Fairbairn	Locost	1300.	Wickford	750	
	24	Danny Cassar	Locost	1300.	East Ham	750	
Res 5	26	Dominic O'Donnell	Locost	1300.	Wirral	750	
	27	Andrew Henriette	Locost	1300.	Hanwell	750	
	28	David Black	Locost	1300.	Gt Barr	750	
Res 4	29	Alex Hughes	Locost	1300.	Hindhead	750	
	30	Derek Linley	Locost	1300.	Huddersfield	750	
Res 6	33	Lee Baverstock	Locost	1300.	Wickford	750	
	34	Robert Fitter	Locost	1300.	Horsham	750	
	36	Mark Glover	Locost	1300.	Ashton on Trent	750	
	37	Kevin Lucas	Locost	1300.	Ilkeston	750	
	38	Brendan Dudley	Locost	1300.	Rosewell	750	
	39	Colin Beckwith	Locost	1300.	High Wycombe	750	
	40	David Foers	Locost	1300.	Leamington Spa	750	
	41	Brett Townsend	Locost	1300.	Leamington Spa	750	
	42	Paul Bryant	Locost	1300.	Taunton	750	
	43	Darren Shephard	Locost	1300.	Tinley	750	
	44	Matt Cherrington	Locost	1300.	Melksham	750	
	45	Ian Gibson	Locost	1300.	Braintree	750	
	46	Justin Book	Locost	1300.	Norwich	750	
	47	Robert Palin	Locost	1300.	Nuneaton	750	
	48	Ian McLaughlin	Locost	1300.	Worksop	750	
	Res 3	55	Ivan Thomas	Locost	1300.	Chelmsford	750
		60	Alan Meaker	Locost	1300.	Wellingborough	750
	Res 2	62	Brian Mitcham	Locost	1300.	Bury St Edmunds	750
		65	Bruno Viana	Locost	1300.	Swansea	750
		67	John Ballentyne	Locost	1300.	Colchester	750
68		Tom Ballentyne	Locost	1300.	Colchester	750	
69		Daniel Lee Stevens	Locost	1300.	Flimwell	750	
71		Richard Brown	Locost	1300.	Uxbridge	750	
72		James Harris	Locost	1300.	Howden	750	
77		Martin Gambling	Locost	1300.	Leamington Spa	750	
88		Nik Tarry	Locost	1300.	Southampton	750	
96		Jon Glover	Locost	1300.	Coventry	750	
99	Stuart James	Locost	1300.	Reading	750		

The 750 Motor Club Locost Championship is for cars built to the same basic design and using a standard Ford 1300 cc x flow engine, gearbox and many other standard components. Designed to ensure close racing and encourage new drivers into club racing at sensible cost levels the championship has now expanded to a point where 2 grids are necessary at some meetings.

Race 4 10 Laps

Demon Tweeks/Yokohama Hot Hatch Championship

NO	CLS	DRIVER	CAR DETAILS	CCS	HOMETOWN	CLUB
1	A	Lee Reynolds	Citreon Saxo	1600.	Church Stretton	750
3	A	Andy Fells	Fiesta XR2	1600.	Basildon	750
5	A	Mark Cunningham	Fiesta Sport	1600.	Southwater	750
10	A	Adrian Lowes	Escort 1600S	1600.	Horsham	750
15	A	Barrie Culley	Fiesta XR2	1600.	Thatcham	750
16	A	Martyn Culley	Fiesta XR2	1600.	Basingstoke	750
22	C	Wayne Bailey	Peugeot 205 GTi	1600.	Iver	750
24	C	Hilary Howlett	Peugeot 106 XSi	1600.	Dereham	750
25	C	Pete Morgan	Fiesta XR2i	1600.	Wrexham	750
32	A	Richard Walmsley	Peugeot 106 GTi	1600.	Dewsbury	750
33	B	Mark Routledge	Fiesta	1400.	Letchworth	750
35	B	Keith Piper	Vauxhall Corsa SRi	1389.	Heathfield	750
48	A	Carl Lawrence	Astra GSi	2000.	Grimsby	750
55	A	Steve Horner	Fiesta RS 1800	1800.	Buckingham	750
57	A	Alex Horner	Fiesta XR2	1600.	Buckingham	750
80	A	Mark Hammersley	Peugeot 205 GTi	1600.	Stafford	750
84	B	Mark Bush	Metro GTi	1400.	Milton Keynes	750
86	A	Paul Horton	Fiesta Zetec	1400.	Eastleigh	750
88	A	Simon Harvey	Peugeot 306 GTi	2000.	New Haw	750
97	B	Andy McLennan	Suzuki Swift	1300.	Colney	750



Demon Tweeks and Yokohama tyres are the main sponsors for this year's Hot Hatch Championship which attracts a wide range of popular hatchback cars of up to 2000cc. Cars are allowed engine and suspension modifications, standard pattern brakes and all must use the Yokohama A032R 'control' tyre. This together with a weight penalty for leading cars ensures close racing without excessive budgets.

Races 5 & 11

12 Laps

750 MC Formula 4 Championship

No	CLS	DRIVER	CAR DETAILS	CCS	HOMETOWN	CLUB
3	A	Damon Bland	Van Diemen	1600.	Teddington	750
9	A	David Longstaff	RM03	1137.	Misterton	750
10	A	Barry Pritchard	Van Diemen	1800.	Attleborough	750
15	B	Nick Barnett	Van Diemen RF83	2000.	Great Chart	750
20	A	Adrian Kidd	Van Diemen	1800.	Attleborough	750
23	C	Quentin Fulljames - Curtis	Royale RP30	2000.	Alton	750
24	A	John Carding	Speed RM02	1123.	Leek	750
44	A	Clive Yorath	Magnum	1600.	Cheltenham	750
80	A	Peter Monk	Lotus FVL	1600.	Woodbridge	750
83	A	Lee Atkins	Mygale US99/00	1600.	Goldalming	750
91	A	David Healey	Delta T92	1600.	Norton	750

The 750 Motor Club Formula 4 Championship provides the technical sophistication of slicks and wings in an affordable single seater championship. Class A allows any design of chassis powered by the 1600 CVH, 1800 Zetec or Honda Blackbird engine. Class B is for FF2000 cars, class C for pre Dec '80, running to the former FF2000 regulations and Class D is for pre 2001 Formula Ford Zetec cars.

Race 7

10 Laps

MDS Battery - RGB Championship

	NO	CLS	DRIVER	CAR DETAILS	CCS	HOMETOWN	CLUB
	4	C	Peter Hurst	Locoblade	918.	Beccles	750
	5	C	Matthew Rowe	Westfield Megablade	919.	Ilminster	750
	6	C	Gordon Griffin	Fisher Fury	919.	Sanderstead	750
	7	C	Mark Falco	Fisher Fury	929.	Billericay	750
	9	A	Jonathan Wright	Westfield Megabusa	1300.	Swaffham Bulbeck	750
	10	C	Guy Spaven	Westfield Megablade	900.	High Peak	750
	11	C	Mike Field	Fisher Fury	919.	London	750
	12	C	Mark Thomas	Phoenix	918.	Ravenshead	750
	15	B	Tom Barnard	Tiger B6	900.	Harpham	750
	16	C	Paul Bainbridge	Locoblade	893.	Belmont	750
	18	C	Graham Hills	Fisher Fury	919.	Teddington	750
Res 1	21	C	Stephen Dean	Fisher Fury	900.	Cranbrook	750
	23	C	Tim Evans	MK Indy	919.	Preston	750
	25	A	Scott Nicholson	Fisher Fury	1137.	Sheerness	750
Res 4	26	B	Alan Bushell	Tiger B6	1000.	Norwich	750
	27	C	Martin Brooks	Stuart Taylor Phoenix	919.	Teddington	750
	28	C	David Chapman	Fisher Fury	919.	Diss	750
	30	B	George Noble	Sylva Phoenix	999.	Shustoke	750
	32	C	Phil Greenway	Sylva Phoenix	919.	Ashton	750
	33	B	Mark Farthing	Caterham Fireblade	919.	Steyning	750
Res 3	34	A	James Johnson	Tiger Avon	1199.	Corsham	750
	35	A	Alistair Massarella	Custom Autotech	1300.	Kings Lynn	750
Res 2	36	C	Charlie Gregory	Fisher Fury	919.	Upper Hartfield	750
	38	C	Ian Gray	Stuart Taylor Phoenix	919.	Ilkeston	750
	39	C	Andy Lamport	Fisher Fury Spyder	912.	Hook	750
	40	C	Dustin Barnes	Fisher Fury	919.	Heathfield	750
	41	C	John Stewart	Fisher Fury	920.	Hazlemere	750
	50	C	Matt Roberts	Luego Locoblade	919.	Ely	750
	51	A	Andy Charsley	Fisher Fury	1300.	Bromley	750
	53	A	Ian Harrison	Tiger Avon	1000.	Sheffield	750
	55	C	Neil Atkinson	Sylva Phoenix	900.	Gateshead	750
	56	C	Chris Suckling	Stuart Taylor Phoenix	919.	Grimsby	750
	60	A	Andy Sterling	Dax Rush	1300.	Brockenhurst	750
	77	C	Warwick Barnes	Fisher Fury	913.	Rotherfield	750
	88	C	Michael Fishwick	MK Indy	919.	Bolton	750
	99	C	Steve Kelsey	MK Locost	919.	Stourbridge	750

The nominated reserves practice but only race if space becomes available.

First introduced in 2001, the 750 Motor Club's RGB Championship is for two-seater cars which must be road legal and capable of passing an MOT. Cars may be constructed specifically for the series or may be one of the many motorcycle engined cars currently available from a wide range of kit car manufacturers. The engines must be series-production four-stroke units and may not be modified from standard; they run in four classes; standard Fireblade engined kit cars (class C), up to 135 bhp (class B), 136 to 180 bhp (class A) and rear-engined cars (class D). The Championship is sponsored by MDS Battery Ltd - see their advert on the inside front page for full information.

Race 8

10 Laps

750 Motor Club Kit Car Championship

NO	CLS	DRIVER	CAR DETAILS	CCS	HOMETOWN	CLUB
1	B	Steve Taylor	Sylva Phoenix	1800.	Swavesey	750
4	B	Simon Childs	Sylva Phoenix	1800.	Rugby	750
6	B	Andrew Owen	Sylva Phoenix	1800.	Welwyn Garden City	750
13	A	Graham Dash	Sylva Striker	1600.	Woking	750
14	A	Clive Turner	Gemini	3000.	Sandiacre	750
17	B	Dave Devine	Procomp LA Gold	1800.	Ashington	750
20	B	Robert Putnam	Procomp LA Gold	1800.	Warley	750
21	B	Nigel Brown	Sylva Phoenix	1800.	Great Barr	750
28	A	Gary Goodyear	Sylva Striker	1600.	Penistone	750
37	A	Jamie Packham	Fisher Fury	1600.	Henley on Thames	750
41	B	Steve Owen	Sylva Clubman	1800.	Ripponden	750
46	B	Sheridan Bell	Procomp LA Gold	1800.	Skegness	750
50	B	Mark Lloyd - Jones	Sylva Striker	1800.	Cranbrook	750
53	B	Andy Hiley	Locast	1800.	Golcar	750
60	A	Nik Tyson	Tiger	1600.	Leamington Spa	750
65	B	Richard Clough	Sylva Stryker	1800.	keighley	750
79	B	Paul Sawyer	Westfield SE	1800.	Redditch	750
88	B	Bryan Healey	Sylva Striker	1800.	Poynton	750
99	B	Edward Hasler	Westfield SEiW	1800.	Woodford Green	750


The 750 Motor Club Kit Car Championship is for road legal Kit Cars. The engine regulations allow considerable freedom whilst there are limitations on the design of rear suspension and transmission. There are two classes, A - up to 3500cc and class B - 1800 Ford Zetec.

Races 9 & 12

12 Laps

750 MC Formula 4 Championship

No	CLS	DRIVER	CAR DETAILS	CCS	HOMETOWN	CLUB
6	D	John Moore	Van Dieman VD97	1800.	Sandhurst	750
14	D	Ian Pratt	Mygale SJ	1800.	Malaga, Spain	750
26	D	Barry Pomfret	Van Diemen RF98	1800.	Bletchley	750
33	D	Malcolm Scott	Van Diemen	1800.	Upminster	750
38	D	Nathan Sturdgess	Megall FF Zetec	1800.	Hickling	750
45	D	Ashley Edwards	Van Diemen RF2000	1800.	Malmesbury	750
64	D	Philip Richmond	Van Diemen RF97	1800.	Harlington	750
68	D	Peter Allen	Van Diemen RF95Z	1800.	Brentwood	750





The 750 Motor Club Formula 4 Championship provides the technical sophistication of slicks and wings in an affordable single seater championship. Class A allows any design of chassis powered by the 1600 CVH, 1800 Zetec or Honda Blackbird engine. Class B is for FF2000 cars, class C for pre Dec '80, running to the former FF2000 regulations and Class D is for pre 2001 Formula Ford Zetec cars.

Races 13 & 18

10 & 15 Laps

750 Motor Club 7 Championship

No	CLS	DRIVER	CAR DETAILS	CCS	HOMETOWN	CLUB
8	A	David Litchfield	Caterham Superlight	1800.	Battersea	750
9	B	Tim Lamb	Caterham 7	1600.	Clevedon	750
12	C	James Wyatt	Caterham 7	1600.	Winchester	750
16	B	Brent Perkins	Caterham Roadsport	1600.	Olney	750
18	B	Neil Hinson	Caterham Roadsport	1600.	Newbury	750
21	A	Peter Ratcliff	Caterham 7	1800.	Epsom	750
27	B	Howard Kaye	Caterham Roadsport	1600.	Crouch End	750
29	B	Ken Baird	Caterham 7	1600.	Elstree	750
31	A	John Taylor	Caterham 7	2000.	Great Glen	750
46	C	Ben Woodhouse	Caterham Super 7	1400.	Richmond	750
48	B	Gerald Simpson	Caterham Roadsports	1600	Churton	750
54	C	Alastair Chalmers	Caterham	1400.	Cheadle Hulme	750
63	A	Andy Toone	Caterham 7	2000.	West Bridgford	750
71	A	Simon Fairman	Caterham Superlight	1800.	Great Bookham	750
73	C	Chris Milner	Caterham Academy	1600.	London	750
97	A	Peter French	Caterham Superlight	1800.	Burnham on Crouch	750
99	A	Martin Stewart	Caterham Super 7	2000.	Dartford	750



The 2003 7 Championship is for Caterham / Lotus 7 running in 3 classes. Class A is for 1700 Xflow, 2000cc Vauxhall and Ford Zetec, 1700 twincam & 1600 K series; B includes 1600cc twincam, 1800 Ford Zetec, 1800, 1600 K Series; 1400 K series are class C, and former Scholarship/Graduate cars. All have to run on a choice of Yokohama tyres and a minimum weight of 600 kgs including the driver.

Race 14

10 Laps

Morgan Motor Co Challenge

N ^o	CLS	DRIVER	CAR DETAILS	CCS	HOMETOWN	CLUB
1	A	Keith Ahlers	Morgan + 8	4599.	Trinity	MSCC
2	A	Rick Lloyd	Morgan + 8	4554.	Burley	MSCC
7	D	Mary Lindsay	Morgan + 8	3528.	Colchester	MSCC
11	E	David James	Morgan + 4	1991.	Nth Harrow	MSCC
13	B	Chris Acklam	Morgan + 8	3948.	Ashford	MSCC
17	D	Jack Bellinger	Morgan + 8	3528.	East Barnet	MSCC
21	B	James Paterson	Morgan + 8	3900.	North Walsham	MSCC
31	C	Leigh Sebba	Morgan + 8	3900.	Colchester	MSCC
34	B	Peter Sargeant	Morgan + 8	3900.	Ledbury	MSCC
39	C	Simon Orebi Gann	Morgan + 8	3900.	Putney	MSCC
49	D	Philip Goddard	Morgan + 8	3528.	Royston	MSCC
50	C	Paul Burry	Morgan + 8	3990.	Bramley	MSCC
53	C	Chris Dady	Morgan + 8	3900.	Salhouse	MSCC
54	B	Peter Horsman	Morgan + 8	3999.	Lafimer	MSCC
55	A	Philip McKelvey	Morgan + 8	3900.	Great Dunmow	MSCC
57	B	James Bellinger	Morgan	1700.	East Barnet	MSCC
59	A	Chris Williams	Morgan + 8	4600.	Buckhurst Hill	MSCC
99	A	Matthew Wurr	Morgan + 8	4595.	Bishops Stortford	MSCC

The Morgan Motor Company Challenge began in its present form in 1990, since when it has been proud to have had the support of the Morgan Motor Co Ltd., manufacturers of this great British sports car. The championship is open to all road-going, 4-wheeled Morgans and is divided into five classes encompassing both standard and modified cars. Class A is fully modified Plus 8 cars up to 4600ccs. Class B is Plus 8 up to 3999cc, Plus 4 and 4/4 up to 2350ccs; Class C is standard Plus 8 up to 3999ccs; Class D is Plus 8 up to 3600ccs; Class E is production 4 cylinder Morgans. Points are awarded for finishing position in each class, plus fastest race lap, thus ensuring equal opportunity for the overall championship winner to come from any of the classes, although the race winner will undoubtedly be from class A.

Race 15/19 10 Laps

Demon Tweeks/Yokohama Stock Hatch Championship

No	DRIVER	CAR DETAILS	CCS	HOMETOWN	CLUB	
2	Glenn Stokes	Peugeot 106 Rallye	1600.	Chafford Hundred	750	
4	Hilary Howlett	Peugeot 106 XSi	1587.	Dereham	750	
6	Matt Lewis	Fiesta XR2i	1600.	Leatherhead	750	
8	Chris Ball	Fiesta	1600.	Bournemouth	750	
Res 2	11	Craig Shepherd	Fiesta XR2	1600.	Braintree	750
13	Phil Smith	Vauxhall Nova GTE	1600.	Leicester	750	
19	Andy Clarkson	Fiesta XR2	1600.	Tring	750	
24	Richard Horsey	Peugeot 205GTi	1600.	East Horsley	750	
26	Simon Howard	Fiesta XR2	1600.	Norwich	750	
28	Kevin Hatch	Fiesta XR2	1600.	Salisbury	750	
31	Paul Ashton	Peugeot 205 GTi	1600.	Royton	750	
34	Steve Drewery	Suzuki Swift GTi	1300.	Kings Lynn	750	
38	David Rowe	Rover Metro GTi	1400.	Surbiton	750	
40	John Waples	Fiesta XR2i	1600.	Truro	750	
42	Roger Neep	Peugeot 205 GTi	1580.	London	750	
45	Paul Taylor	Peugeot 106 Rallye	1600.	Great Amwell	750	
47	John Munday	Peugeot 205 GTi	1600.	Harrow	750	
53	Paul Daly	Fiesta XR2	1600.	West Malling	750	
57	Dave Wright	Peugeot 205 GTi	1600.	Sittingbourne	750	
61	Tony Taylor	Peugeot 205 GTi	1580.	Ware	750	
64	Nat Corbet	Peugeot 205 GTi	1600.	Nottingham	750	
66	Jerry Kitchener	Fiesta XR2	1600.	Wickford	750	
70	Richard Warner	Fiesta XR2	1600.	Northwich	750	
77	Craig Emmerson	Nova GTE	1596.	Loughborough	750	
80	Paul Winter	Peugeot 205 GTi	1600.	Ferndown	750	
87	Chris Cody	Citroen Saxo VTR	1600.	Winchmore Hill	750	
95	Trevor Carteil	Fiesta XR2	1600.	Hersham	750	
97	Tim Speed	Peugeot 205 GTi	1600.	Wimborne	750	
101	Spencer Woodhouse	Rover Metro GTi	1400.	Thrapston	750	
104	John Hemming	Nova GTE	1600.	Torquay	750	
109	Tom Blamire	Peugeot 106 XSi	1600.	Gnosall	750	
112	David Drinkwater	Fiesta XR2	1600.	Woking	750	
122	Chris Staunton	Peugeot 205	1580.	Derby	750	

The above drivers are in the 1st Stock Hatch practice session; those on the next page are in the 2nd one. From the combined times of the two sessions, the fastest 32 go into Race 15; the next fastest 32 go into Race 19.

Reserves practice but only race if space becomes available.

Demon Tweeks and Yokohama tyres are the main sponsors for the Stock Hatch Championship, which in its 6th year continues to be one of the most popular saloon car championships in the UK. The use of standard engine & gearbox, a 'control' Yokohama A539 tyre and a weight penalty for leading cars ensures close racing at very affordable cost.

Race 15/19 10 Laps

Demon Tweeks/Yokohama Stock Hatch Championship

No	DRIVER	CAR DETAILS	CCS	HOMETOWN	CLUB
3	Pete Morgan	Fiesta XR2	1600.	Wrexham	750
5	Carl Townend	Peugeot 106 XSi	1580.	Ecclesfield	750
7	Paul McMillan	Citroen Saxo	1600.	Wisbech	750
9	Gordon Macmillan	Peugeot 205 GTi	1580.	Swindon	750
12	Paul Tibbs	Fiesta XR2	1600.	Spalding	750
18	Simon Hunt	Peugeot 205 GTi	1590.	Allestree	750
20	Peter Felix	Peugeot 106	1600.	Allestree	750
25	Matt Urlwin	Fiesta XR2	1600.	Leighton Buzzard	750
27	Stewart Nind	Peugeot 205 GTi	1600.	Sittingbourne	750
29	Dave Balding	Fiesta XR2	1600.	Hadleigh	750
33	Jonathan Howes	Fiesta XR2	1600.	Norwich	750
36	Paul Coulam	Fiesta XR2	1600.	Horncastle	750
39	Richard Kingsnorth	Peugeot 205 GTi	1600.	Colchester	750
41	John Townshend	Peugeot 205 GTi	1600.	Colchester	750
44	Simon Welford	Fiesta XR2i	1600.	Esher	750
46	Darren Blumson	Peugeot 205 GTi	1580.	Reigate	750
51	Simon Holloway	Suzuki Swift	1300.	Wymondham	750
55	Tony Headland	Fiesta XR2	1600.	Norwich	750
58	Martin Boon	Fiesta Si	1400.	Kings Lynn	750
62	Cliff Pellin	Fiesta XR2	1600.	Canvey Island	750
65	Terry Roughton	Peugeot 205 GTi	1580.	Wisbech	750
Res 1 69	Tim Harradine	Fiesta XR2i	1600.	Royston	750
75	Simon Bowyer	Fiesta XR2	1600.	Islington	750
79	Gary Parkes	Fiesta XR2	1597.	Lincoln	750
85	David Lewis	Fiesta XR2i	1600.	Aylesbury	750
91	Steve Groom	Peugeot 205 GTi	1600.	Walkern	750
96	Gareth Wright	Peugeot XSi	1600.	Wisbech	750
98	Ian Oakes	Vauxhall Nova GTE	1600.	Bletchley	750
102	Mark Alden	Peugeot 106 XSi	1600.	Manchester	750
108	Paul Sheehan	Peugeot 106 XSi	1600.	Caundon	750
110	Noel Moffitt	Peugeot 205 GTi	1600.	Sutton Coldfield	750
114	Julie Hassell	Fiesta XR2i	1600.	Eastbourne	750
124	Michael Coleman	Fiesta XR2	1600.	Wisbech	750

Please see previous page for details of the selection for the two races.

Demon Tweeks and Yokohama tyres are the main sponsors for the Stock Hatch Championship, which in its 6th year continues to be one of the most popular saloon car championships in the UK. The use of standard engine & gearbox, a 'control' Yokohama A539 tyre and a weight penalty for leading cars ensures close racing at very affordable cost.

Race 16

10 Laps

Peter Best MGCC BCV8 Championship

Nº	CLS	DRIVER	CAR DETAILS	CCS	HOMETOWN	CLUB
1	C	Andrew Beer	MG Challenge	3900.	St Ives	MGCC
5	A	Michael Klein	MGB Roadster	1800.	Knebworth	MGCC
6	A	Marc Yates	MGB GT	1800.	St John	MGCC
7	A	Richard Dawe	MGC GT	2912.	Reading	MGCC
9	A	James Wheeler	MGB Roadster	1860.	Knebworth	MGCC
13	A	Dawn-Marie Turner	MGB GT	1860.	Winchester	MGCC
16	AB	Graham Shrigley Jones	MGB Roadster	1840.	Sale	MGCC
17	AB	Mark Way	MGB Roadster	1850.	Bramley	MGCC
19	AB	Jeremy Cottingham	MGB	1840.	Watford	MGCC
24	AB	Stephen Skinner	MGB	1840.	East Horsey	MGCC
26	AB	Oliver Bryant	MGB	1840.	Marlow	MGCC
31	B	Jonathan Wheeler	MGB Roadster	1950.	Knebworth	MGCC
32	B	Robert Huff	MGB Roadster	1950.	Stapleford	MGCC
37	B	Barry Holmes	MGB Roadster	1950.	Beckenham	MGCC
44	B	Peter Samuels	MGB Roadster	1950.	Reigate	MGCC
45	B	Mike Harris	MGB	1950.	Bicester	MGCC
52	B	Spencer McCarthy	MGB Roadster	1950.	Banstead	MGCC
54	B	Terry Holmes	MGB GT V8	3500.	Leigh	MGCC
57	B	Ian Patterson	MGB	1920.	Aylesbury	MGCC
58	B	Ian Prior	MGB GT	1950.	Benson	MGCC
70	B	Russell McCarthy	MGB Roadster	1950.	Banstead	MGCC
73	C	Piers Townsend	MGB Roadster	3900.	Royston	MGCC
78	C	Joe Parrington	MGB GT V8	3900.	Seaham	MGCC
84	D	Peter Collins	MGB Roadster	4150.	Ripley	MGCC
92	D	Roy McCarthy	MGB GT	3900.	Banstead	MGCC
93	D	Tom Stewart	MGB GT V8	3900.	Sunderland	MGCC
94	D	John Wilson	MGB GT V8	3900.	Sheffield	MGCC


The MGCC BCV8 Championship, sponsored by Peter Best Insurance Services, was created in 1977 to attract owners of MGB/C/V8 onto the circuits. The regulations are designed to give every class an equal chance of overall success in the championship. Classes are:- A standard MGB/GT, MGC/GT; AB for FiA homologated MGB; B road modified MGB/GT, MGC/GT, MGBGTV8 and RV8; C full race MGB/GT, MGC/GT; D full race MGBGTV8.

Race 17

10 Laps

JEC Proteus & Revival Jaguar Championship

Nº	CLS	DRIVER	CAR DETAILS	CCS	HOMETOWN	CLUB
5	B	Paul Castaldini	CCR Jaguar C Type	4200.	Chesham	JEC
6	B	Malcolm Verey	Jaguar C Type	3800.	Romsey	JEC
8	EG	Tim Wander	Jaguar E Type	4200.	Earls Colne	JEC
16	B	TBC	Revival D Type	4200.	Kirkby Mallory	JEC
24	B	Justin Fleming	Jaguar D Type	4200.	Nr Lewes	JEC
27	B	Graham Paddick	Kougar Jaguar	3800.	Henley on Thames	JEC
30	B	Matthew Goldsmith	Revival D Type	4200.	Hildenboro	JEC
46		K Doyle	Jaguar XJS	5500.	Tring	JEC
48	B	Paul Reynolds	Jaguar XJS	3595.	Wisbech	JEC
50	B	Ken Paton	Jaguar D Type	3800.	Hornchurch	JEC
51	B	Tim Falce	Jaguar D Type	4200.	Eltham	JEC
53	B	John Wilkes	Lister Knobbly	4200.	Chesterfield	JEC
59	B	Richard Abels	Jaguar E Type	4235.	Oakham	JEC
68	EG	Mark Wright	Jaguar E Type	3800.	Melton Mowbray	JEC
74	B	Robert Lines	D Type Replica	3800.	Northampton	JEC
77	D	David Watts	Jaguar D Type	4480.	Scaldwell	JEC
82	B	Peter Cleal	Jaguar XJS	3600.	Halstead	JEC



The Proteus & Revival Jaguar Championship is organised by the Jaguar Enthusiasts Club and is for Jaguar engined cars in 5 classes:- Original, replica Jaguar or other sports-racing or production cars; Jaguar V12 & V8 saloons; Jaguar E type standard 3.4, 4.2 and V12; modified roadgoing Jaguar E types in 3.8 & 4.2 litre. An invitation class caters for Jaguar powered cars not covered by the above..

Race 20

10 Laps

Race Speed Roadsports Championship

NO	CLS	DRIVER	CAR DETAILS	CCS	HOMETOWN	CLUB
1	A	Keith Ahlers	Morgan + 8	4554.	Trinity	750
3	C	Howard Jones	Ginetta G4	1300.	Bedford	750
5	A	Mal Davison	Porsche 993	3200.	Burntwood	750
7	B	Robbie Watts	Renault Spider	2000.	Westcliff On Sea	750
12	A	Rick Lloyd	Morgan + 8	4554.	Burley	750
16	A	Chris Varey	Porsche 968CS Turbo	2400.	Cirencester	750
18	C	Thomas Brimblecombe	Clan Crusader	1040.	Headington	750
19	A	Paul Edwards	Porsche 911	3400.	Ickenham	750
23	A	Paul Glynn	TVR Griffith	5000.	Melton Mowbray	750
26	A	John Chatley	TVR Griffith	5005.	Inkberrow	750
27	B	David Dawson	Evante 140TC	1722.	Grantham	750
28	B	Nick Hamilton	Ginetta G27	1800.	Walton on Thames	750
39	B	James Cottingham	MGB	1840.	Watford	750
46	A	Mark Donald	Lotus Exige	1800.	Hemel Hempstead	750
49	A	Philip Goddard	Morgan + 8	3528.	Royston	750
59	A	Chris Williams	Morgan + 8	4500.	Buckhurst Hill	750

r a c e s p e e d
www.race-speed.com

Circuit Driver
www.circuitdriver.com

The 750 Motor Club Roadsports Championship, sponsored in 2003 by Race Speed, is the most varied and competitive sports car category in the country, attracting cars from five decades, over ten different manufacturers and has in excess of 110 eligible models of sports cars currently listed. With carefully chosen class structures to ensure close competition for everyone, even cars from one-make series will find a place with more interesting competition.

See the inside back page for full information about this year's sponsor, Race Speed.

Snetterton Circuit - Lap Records

Formula	Class	Name	Time	Speed	Date
750 Formula		Mick Harris	1:22.00	85.69	05/04/99
750 Trophy	A	Geoffrey Brandon	1:49.733	64.03	11/08/02
	B	David Whetton	1:56.84	60.14	05/04/99
	C	Roger Rowe	1:34.76	74.15	05/04/99
	D	Simon Hewes	1:48.61	64.70	05/04/99
Formula 4	A	Bob Davis	1:12.58	96.82	02/08/98
	B	Andy Billing	1:14.29	94.59	05/04/99
	C	Nicholas Pearce	1:14.07	94.87	06/04/97
	D	Kevin Hall	1:13.522	95.58	08/04/01
Formula Vee		Trevor Welsh	1:18.52	89.50	20/07/97
Kit Cars	A	Andy Sterling	1:18.736	89.25	08/04/01
	B	Steve Taylor	1:19.291	88.62	11/08/02
RGB	A	Doug Newman	1:17.307	90.90	08/04/01
	B	Martin Brooks	1:19.408	88.49	28/10/01
	C	TBE	-	-	-
	D	TBE	-	-	-
Roadsports	A	Keith Ahlers	1:15.998	92.46	15/09/02
	B	Mike Youles	1:20.400	87.40	15/09/02
	C	Paul Morgan	1:25.344	82.34	20/10/02
Caterhams	A	Chris Porritt	1:16.129	92.30	14/09/02
	B	John Benfield	1:21.181	86.86	14/09/02
	C	Howard Kaye	1:22.560	85.11	14/04/02
Hot Hatch	A	Roger Edbon	1:23.307	84.35	28/10/01
	B	Mark Bush	1:25.243	82.43	11/08/02
	C	TBE	-	-	-
Stock Hatch		Tony Scarlett	1:28.652	79.26	14/09/02
Locost		William Mitcham	1:28.976	77.41	17/06/01

SNETTERTON CIRCUIT

Norwich, Norfolk. NR16 2JU.

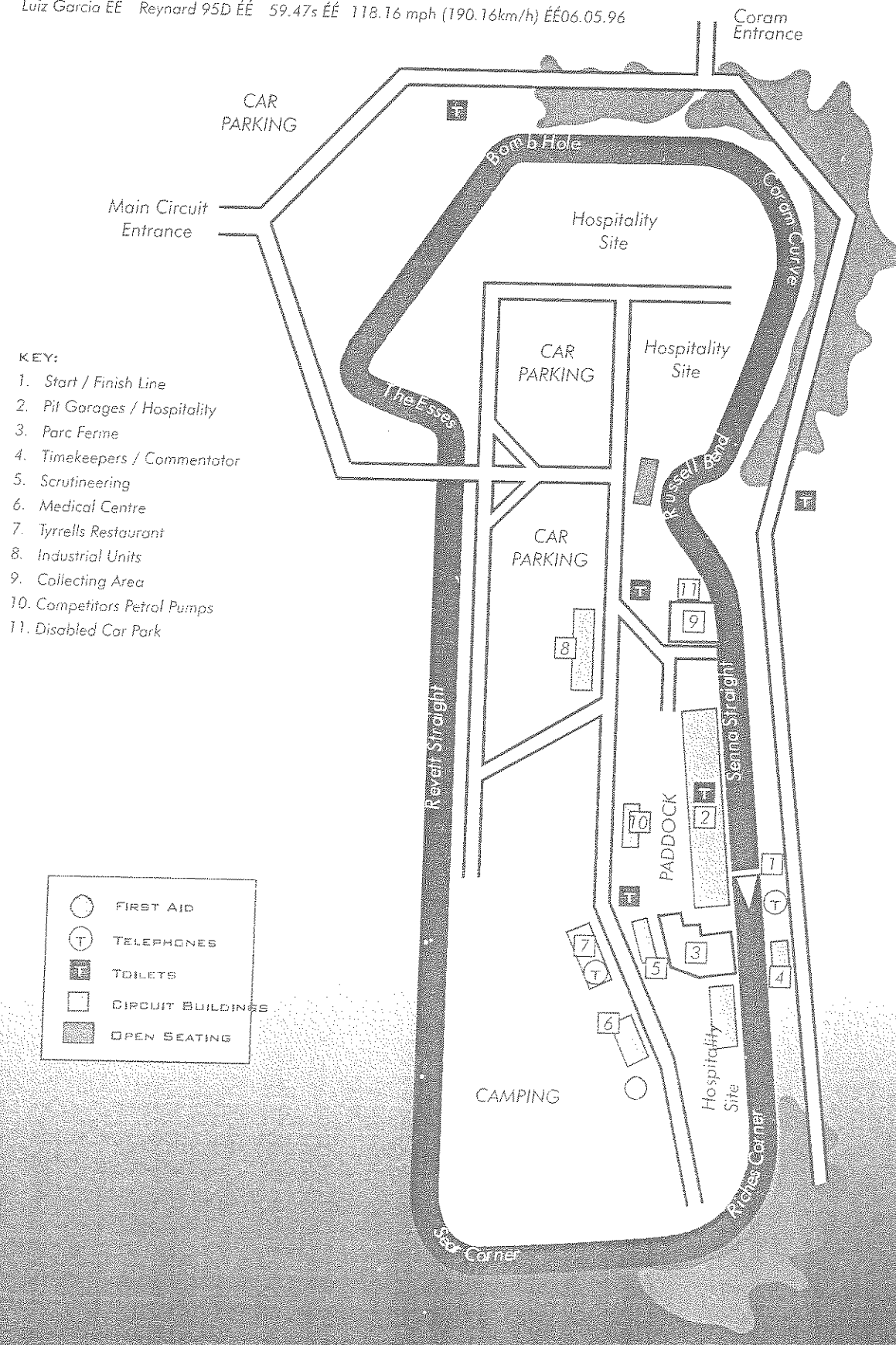
Tel: 01953 887303 Fax: 01953 888220

Central Booking Office: 0990 125 250

FULL CIRCUIT LENGTH: 1.952 miles (3.141 kms)

OUTRIGHT LAP RECORD:

Luiz Garcia ÉÉ Reynard 95D ÉÉ 59.47s ÉÉ 118.16 mph (190.16km/h) ÉÉ06.05.96





750 Motor Club Formula Vee

Provisional Results - Race 2 - Final 1

Pl	No	Cl	Name	Car	Laps	Time	Behind	MPH	Best Lap on	MPH
1	35	FV	Mike JENVEY	Sheane	15	20:09.11		87.18	1:18.28	6 89.77
2	2	FV	Jeremy CLARK	Spyder GAC	15	20:09.29	0.18	87.17	1:18.57	7 89.44
3	3	FV	Patrick SHERRINGTON	Scarab Mk2	15	20:10.02	0.91	87.11	1:19.01	9 88.94
4	8	FV	Guy BELLINGHAM	GAC 01	15	20:29.18	20.07	85.75	1:20.49	5 87.31
5	57	FV	Neil CHILLESTONE	Scarab Mk2	15	20:29.55	20.44	85.73	1:20.03	4 87.81
6	4	FV	Ian JORDAN	Sheane 98	15	20:29.65	20.54	85.72	1:19.63	4 88.25
7	6	FV	Ian BUXTON	Leystone	15	20:40.78	31.67	84.95	1:20.63	3 87.15
8	79	FV	Nik BAATZ	GAC 01	15	20:41.09	31.98	84.93	1:21.10	10 86.65
9	27	FV	Alan ROBINSON	Leystone AHS	15	20:50.74	41.63	84.28	1:21.12	6 86.63
10	14	FV	Graham KIDDY	Sheane	15	20:53.05	43.94	84.12	1:20.18	12 87.64
11	36	FV	John HUGHES	Leystone	15	20:53.39	44.28	84.10	1:21.54	12 86.18
12	23	FV	Jamie CONYERS	Sheane	15	21:05.37	56.26	83.30	1:21.72	10 85.99
13	46	FV	Jake OLIVERA	GAC 01	15	21:05.58	56.47	83.29	1:21.02	12 86.73
14	22	FV	Stephen GLASSWELL	Sheane 97	15	21:07.01	57.90	83.19	1:21.35	10 86.38
15	85	FV	Tony DOWSON	Sheane	15	21:07.39	58.28	83.17	1:21.16	10 86.58
16	88	FV	David LAVINGTON	Sheane	15	21:19.61	1:10.50	82.38	1:22.25	6 85.44
17	41	FV	Andy METCALF	Leystone JH001	15	21:32.85	1:23.74	81.53	1:22.47	7 85.21
18	91	FV	Paul NICHOLLS	Leystone JH02 AHS	14	20:15.08	1 Lap	80.97	1:23.86	2 83.80
19	29	FV	Simon LIVESLEY	Scarab MkIV	14	20:31.50	1 Lap	79.89	1:24.95	4 82.72
20	37	FV	Adrian WESTON	Sheane AHS	14	20:36.07	1 Lap	79.59	1:22.85	8 84.82
21	50	FV	Phil WATERHOUSE	ARI Mk4	14	20:46.11	1 Lap	78.95	1:24.99	5 82.68
22	52	FV	Jonathan STORER	Scarab	14	21:16.70	1 Lap	77.06	1:28.25	5 79.63
<u>Not-Classified</u>										
80	FV	Steven OUGH	Leystone AHS	14	19:40.20	DNF	83.36	1:22.58	3 85.10	
28	FV	Adam WILKINSON	Sheane FV96	14	19:40.65	DNF	83.33	1:21.42	10 86.31	
33	FV	Bill BURNETT	Sheane	13	18:07.82	DNF	83.98	1:20.36	11 87.45	
87	FV	Warren SMITH	Sheane	13	18:21.50	DNF	82.94	1:21.07	10 86.68	
86	FV	Richard HARRIS	Sheane AHS 97/02	12	18:08.55	DNF	77.47	1:23.10	8 84.56	
62	FV	David HEAVEY	Leystone JH002	11	20:15.84	DNF	63.58	1:22.09	5 85.60	
25	FV	Ken ELLIOTT	Leystone JH002	7	9:47.07	DNF	83.79	1:20.37	7 87.44	
53	FV	Gordon BARNES	Spyder	5	8:20.52	DNF	70.2	1:28.96	2 78.99	
31	FV	Martin BROWN	Ray GM	1	2:17.07	DNF	51.27		0 0.00	
70	FV	Nick BROWN	AHS Challenger	0			Starter	0		
<u>Non-Starters</u>										
34	FV	Lee LEVETT	Sheane							
<u>Fastest Lap</u>										
35	FV	Mike JENVEY	Sheane					1:18.28	6 89.77	

Start Time : 13:35

Snetterton

26 Apr 03 13:58

Clerk of Course: 	Time Issued:	Chief Timekeeper:
----------------------	--------------	-----------------------

THESE RESULTS REMAIN PROVISIONAL FOR A MINIMUM OF 30 MINUTES FROM THE TIME OF ISSUE



750 Motor Club Formula Vee

Provisional Results - Race 6 - Heat 2

PI	No	CI	Name	Car	Laps	Time	Behind	MPH	Best Lap on	MPH
1	31	FV	Martin BROWN	Ray GM	10	13:56.15		84.04	1:21.57	5 86.15
2	85	FV	Tony DOWSON	Sheane	10	13:58.52	2.37	83.80	1:21.77	8 85.94
3	27	FV	Alan ROBINSON	Leystone AHS	10	14:05.35	9.20	83.13	1:21.11	6 86.64
4	23	FV	Jamie CONYERS	Sheane	10	14:05.45	9.30	83.12	1:22.60	5 85.08
5	22	FV	Stephen GLASSWELL	Sheane 97	10	14:06.08	9.93	83.06	1:21.96	4 85.74
6	51	FV	Alistair HESLOP	Scarab Mk4	10	14:06.47	10.32	83.02	1:22.38	5 85.30
7	88	FV	David LAVINGTON	Sheane	10	14:11.84	15.69	82.49	1:23.25	10 84.41
8	80	FV	Steven OUGH	Leystone AHS	10	14:11.95	15.80	82.48	1:23.27	2 84.39
9	62	FV	David HEAVEY	Leystone JH002	10	14:12.83	16.68	82.40	1:23.77	3 83.89
10	86	FV	Richard HARRIS	Sheane AHS 97/02	10	14:19.24	23.09	81.78	1:23.33	9 84.33
11	37	FV	Adrian WESTON	Sheane AHS	10	14:20.18	24.03	81.69	1:23.31	10 84.35
12	41	FV	Andy METCALF	Leystone JH001	10	14:21.33	25.18	81.59	1:24.07	3 83.59
13	60	FV	Bob HIGGINS	Sheane	10	14:37.08	40.93	80.12	1:25.43	2 82.26
14	91	FV	Paul NICHOLLS	Leystone JH02 AHS	10	14:38.17	42.02	80.02	1:24.65	6 83.01
15	50	FV	Phil WATERHOUSE	ARI Mk4	10	14:40.82	44.67	79.78	1:25.10	8 82.58
16	29	FV	Simon LIVESLEY	Scarab MkIV	10	14:48.24	52.09	79.11	1:27.08	5 80.70
17	53	FV	Gordon BARNES	Spyder	10	14:54.10	57.95	78.60	1:25.64	4 82.06
18	34	FV	Lee LEVETT	Sheane	10	14:56.61	1:00.46	78.38	1:24.39	10 83.27
19	52	FV	Jonathan STORER	Scarab	10	15:05.01	1:08.86	77.65	1:27.79	9 80.05
20	70	FV	Nick BROWN	AHS Challenger	10	15:13.54	1:17.39	76.92	1:28.52	2 79.39
21	89	FV	Martin BORROW	A.C.E. MkII	10	15:22.27	1:26.12	76.19	1:30.39	10 77.74
22	83	FV	Detlef BREHMER	Leystone 2001	9	13:59.66	1 Lap	75.32	1:29.83	5 78.23
23	26	FV	Peter ANDREWS	Sheane 2001	9	14:01.62	1 Lap	75.15	1:30.82	7 77.38
24	19	FV	Simon PIERS-HALL	Sheane	8	14:02.79	2 Laps	66.70	1:39.92	8 70.33

Not-Classified

36	FV	John HUGHES	Leystone	9	12:44.85	DNF	82.69	1:21.93	5 85.77
76	FV	Jamie HALL	Sheane 96	7	10:22.46	DNF	79.03	1:26.18	3 81.54
28	FV	Adam WILKINSON	Sheane FV96	7	14:23.42		56.97	1:23.49	3 84.17

Non-Starters

30	FV	Tim PROBERT	Scarab MkII
38	FV	Paul SMITH	Predator
48	FV	Jonathan BYGRAVE	Sheane
81	FV	Peter CANN	Predator
9	FV	Bill STENNING	Spyder

Fastest Lap

27	FV	Alan ROBINSON	Leystone AHS	1:21.11	6	86.64
----	----	---------------	--------------	---------	---	-------

Start Time : 15:42

Snetterton

26 Apr 03 15:59

Clerk of Course:  1672	Time Issued:	Chief Timekeeper: 
--	--------------	--

THESE RESULTS REMAIN PROVISIONAL FOR A MINIMUM OF 30 MINUTES FROM THE TIME OF ISSUE



750 Motor Club Formula Vee

Provisional Results - Race 10 - Final 2

Pl	No	Cl	Name	Car	Laps	Time	Behind	MPH	Best Lap on	MPH
1	2	FV	Jeremy CLARK	Spyder GAC	10	13:34.48		86.28	1:20.05	7 87.79
2	35	FV	Mike JENVEY	Sheane	10	13:34.52	0.04	86.27	1:19.85	9 88.01
3	3	FV	Patrick SHERRINGTON	Scarab Mk2	10	13:34.78	0.30	86.25	1:20.04	7 87.80
4	8	FV	Guy BELLINGHAM	GAC 01	10	13:35.78	1.30	86.14	1:19.57	5 88.31
5	4	FV	Ian JORDAN	Sheane 98	10	13:42.69	8.21	85.42	1:20.43	8 87.37
6	46	FV	Jake OLIVERA	GAC 01	10	13:44.49	10.01	85.23	1:20.16	8 87.66
7	57	FV	Neil CHILLEYSTONE	Scarab Mk2	10	13:44.62	10.14	85.22	1:21.19	4 86.55
8	14	FV	Graham KIDDY	Sheane	10	13:44.73	10.25	85.21	1:20.92	10 86.84
9	79	FV	Nik BAATZ	GAC 01	10	13:49.10	14.62	84.76	1:21.09	5 86.66
10	31	FV	Martin BROWN	Ray GM	10	13:49.94	15.46	84.67	1:21.07	6 86.68
11	6	FV	Ian BUXTON	Leastone	10	13:52.31	17.83	84.43	1:20.75	5 87.02
12	27	FV	Alan ROBINSON	Leastone AHS	10	13:52.93	18.45	84.37	1:21.09	5 86.66
13	23	FV	Jamie CONYERS	Sheane	10	13:54.60	20.12	84.20	1:21.21	6 86.53
14	22	FV	Stephen GLASSWELL	Sheane 97	10	13:58.29	23.81	83.83	1:21.66	4 86.05
15	51	FV	Alistair HESLOP	Scarab Mk4	10	13:59.81	25.33	83.68	1:21.01	4 86.74
16	85	FV	Tony DOWSON	Sheane	10	14:09.73	35.25	82.70	1:21.86	5 85.84
17	80	FV	Steven OUGH	Leastone AHS	10	14:10.21	35.73	82.65	1:22.99	2 84.68
18	88	FV	David LAVINGTON	Sheane	10	14:10.66	36.18	82.61	1:22.02	9 85.68
19	86	FV	Richard HARRIS	Sheane AHS 97/02	10	14:11.64	37.16	82.51	1:22.57	7 85.11
20	37	FV	Adrian WESTON	Sheane AHS	10	14:11.84	37.36	82.49	1:22.51	7 85.17
21	91	FV	Paul NICHOLLS	Leastone JH02 AHS	10	14:12.55	38.07	82.43	1:22.16	10 85.53
22	62	FV	David HEAVEY	Leastone JH002	10	14:27.70	53.22	80.99	1:20.81	6 86.96
23	29	FV	Simon LIVESLEY	Scarab MkIV	10	14:36.59	1:02.11	80.17	1:25.11	5 82.57
24	41	FV	Andy METCALF	Leastone JH001	10	14:36.76	1:02.28	80.15	1:25.28	10 82.40
25	53	FV	Gordon BARNES	Spyder	10	14:37.83	1:03.35	80.05	1:25.18	5 82.50
26	52	FV	Jonathan STORER	Scarab	10	14:49.82	1:15.34	78.97	1:26.89	10 80.87
27	70	FV	Nick BROWN	AHS Challenger	9	13:50.97	1 Lap	76.11	1:28.72	2 79.21
28	83	FV	Detlef BREHMER	Leastone 2001	9	14:19.17	1 Lap	73.61	1:29.88	5 78.18

Not-Classified

33	FV	Bill BURNETT	Sheane	8	10:59.24	DNF	85.28	1:19.86	5 87.99
50	FV	Phil WATERHOUSE	ARI Mk4	1	1:38.72	DNF	71.18		0 0.00
60	FV	Bob HIGGINS	Sheane	0		Starter	0		

Exclusions

25	FV	Ken ELLIOTT	Leastone JH002			Ignoring black and orange flag			
----	----	-------------	----------------	--	--	--------------------------------	--	--	--

Non-Starters

34	FV	Lee LEVETT	Sheane						
87	FV	Warren SMITH	Sheane						

Fastest Lap

8	FV	Guy BELLINGHAM	GAC 01				1:19.57	5 88.31
---	----	----------------	--------	--	--	--	---------	---------

Start Time : 17:16

Snetterton

26 Apr 03 17:44

Clerk of Course:

Time Issued:

Chief Timekeeper:

THESE RESULTS REMAIN PROVISIONAL FOR A MINIMUM OF 30 MINUTES FROM THE TIME OF ISSUE



750 Motor Club Formula Vee

Provisional Results - Race 1 - Heat 1

PI	No	CI	Name	Car	Laps	Time	Behind	MPH	Best Lap on	MPH
1	2	FV	Jeremy CLARK	Spyder GAC	15	20:29.17		85.76	1:20.42	5 87.38
2	57	FV	Neil CHILLESTONE	Scarab Mk2	15	20:45.24	16.07	84.65	1:21.52	8 86.20
3	14	FV	Graham KIDDY	Sheane	15	20:45.85	16.68	84.61	1:21.47	9 86.26
4	22	FV	Stephen GLASSWELL	Sheane 97	15	21:12.23	43.06	82.85	1:22.14	15 85.55
5	36	FV	John HUGHES	Leastone	15	21:12.33	43.16	82.85	1:22.05	15 85.65
6	85	FV	Tony DOWSON	Sheane	15	21:19.43	50.26	82.39	1:22.49	14 85.19
7	86	FV	Richard HARRIS	Sheane AHS 97/02	15	21:20.83	51.66	82.30	1:23.09	7 84.57
8	88	FV	David LAVINGTON	Sheane	15	21:22.89	53.72	82.16	1:23.15	13 84.51
9	23	FV	Jamie CONYERS	Sheane	15	21:23.24	54.07	82.14	1:22.95	9 84.72
10	31	FV	Martin BROWN	Ray GM	15	21:29.63	1:00.46	81.74	1:21.63	4 86.09
11	41	FV	Andy METCALF	Leastone JH001	15	21:40.06	1:10.89	81.08	1:24.47	8 83.19
12	91	FV	Paul NICHOLLS	Leastone JH02 AHS	15	21:43.84	1:14.67	80.84	1:24.85	13 82.82
13	87	FV	Warren SMITH	Sheane	15	21:49.89	1:20.72	80.47	1:22.84	6 84.83
14	29	FV	Simon LIVESLEY	Scarab MkIV	15	21:52.06	1:22.89	80.34	1:25.11	15 82.57
15	53	FV	Gordon BARNES	Spyder	14	20:29.55	1 Lap	80.01	1:25.20	14 82.48
16	37	FV	Adrian WESTON	Sheane AHS	14	20:29.72	1 Lap	80.00	1:23.35	9 84.31
17	50	FV	Phil WATERHOUSE	ARI Mk4	14	20:37.32	1 Lap	79.51	1:23.64	5 84.02
18	52	FV	Jonathan STORER	Scarab	14	20:57.09	1 Lap	78.26	1:26.95	13 80.82
19	34	FV	Lee LEVETT	Sheane	14	21:08.14	1 Lap	77.58	1:24.65	8 83.01
20	89	FV	Martin BORROW	A.C.E. MkII	14	21:11.93	1 Lap	77.35	1:27.02	12 80.75
21	70	FV	Nick BROWN	AHS Challenger	14	21:16.48	1 Lap	77.07	1:28.30	2 79.58
22	51	FV	Alistair HESLOP	Scarab Mk4	14	21:22.67	1 Lap	76.70	1:22.00	5 85.70
23	83	FV	Detlef BREHMER	Leastone 2001	14	21:32.33	1 Lap	76.13	1:29.08	12 78.89
24	26	FV	Peter ANDREWS	Sheane 2001	14	21:34.68	1 Lap	75.99	1:29.71	11 78.33
25	60	FV	Bob HIGGINS	Sheane	13	20:48.87	2 Laps	73.15	1:24.31	13 83.35
26	19	FV	Simon PIERS-HALL	Sheane	12	20:48.98	3 Laps	67.52	1:39.91	9 70.34
<u>Not-Classified</u>										
9	FV	Bill STENNING	Spyder	9	12:29.44	DNF	84.39	1:21.55	8 86.17	
76	FV	Jamie HALL	Sheane 96	6	9:42.54	DNF	72.38	1:27.68	3 80.15	
38	FV	Paul SMITH	Predator	3	4:29.29	DNF	78.29	1:29.21	2 78.77	
30	FV	Tim PROBERT	Scarab MkII	1	1:42.62	DNF	68.48		0 0.00	
<u>Non-Starters</u>										
48	FV	Jonathan BYGRAVE	Sheane							
81	FV	Peter CANN	Predator							
<u>Fastest Lap</u>										
2	FV	Jeremy CLARK	Spyder GAC					1:20.42	5 87.38	

Start Time : 12:09

Snetterton

26 Apr 03 12:32

Clerk of Course:

Time Issued:

Chief Timekeeper:

THESE RESULTS REMAIN PROVISIONAL FOR A MINIMUM OF 30 MINUTES FROM THE TIME OF ISSUE

750 Motor Club Formula Vee

COMBINED RACE FASTEST LAPS

Pos	No	Name	Machine	Session 1		Session 2		Overall		
				Time	Laps	Time	Laps	Time	Laps	Mph
1	35	Mike JENVEY	Sheane	1:18.28	6	0	1:18.28	15	89.77	
2	2	Jeremy CLARK	Spyder GAC	1:20.42	5	1:18.57	7	1:18.57	30	89.44
3	3	Patrick SHERRINGTON	Scarab Mk2	1:19.01	9	0	1:19.01	15	88.94	
4	4	Ian JORDAN	Sheane 98	1:19.63	4	0	1:19.63	15	88.25	
5	57	Neil CHILLEYSTONE	Scarab Mk2	1:21.52	8	1:20.03	4	1:20.03	30	87.81
6	14	Graham KIDDY	Sheane	1:21.47	9	1:20.18	12	1:20.18	30	87.64
7	33	Bill BURNETT	Sheane	1:20.36	11	0	1:20.36	13	87.45	
8	25	Ken ELLIOTT	Leystone JH002	1:20.37	7	0	1:20.37	7	87.44	
9	8	Guy BELLINGHAM	GAC 01	1:20.49	5	0	1:20.49	15	87.31	
10	6	Ian BUXTON	Leystone	1:20.63	3	0	1:20.63	15	87.15	
11	46	Jake OLIVERA	GAC 01	1:21.02	12	0	1:21.02	15	86.73	
12	87	Warren SMITH	Sheane	1:22.84	6	1:21.07	10	1:21.07	28	86.68
13	79	Nik BAATZ	GAC 01	1:21.10	10	0	1:21.10	15	86.65	
14	27	Alan ROBINSON	Leystone AHS	1:21.12	6	0	1:21.12	15	86.63	
15	85	Tony DOWSON	Sheane	1:22.49	14	1:21.16	10	1:21.16	30	86.58
16	22	Stephen GLASSWELL	Sheane 97	1:22.14	15	1:21.35	10	1:21.35	30	86.38
17	28	Adam WILKINSON	Sheane FV96	1:21.42	10	0	1:21.42	14	86.31	
18	36	John HUGHES	Leystone	1:22.05	15	1:21.54	12	1:21.54	30	86.18
19	9	Bill STENNING	Spyder	1:21.55	8	0	1:21.55	9	86.17	
20	31	Martin BROWN	Ray GM	1:21.63	4	2:17.07	1	1:21.63	16	86.09
21	23	Jamie CONYERS	Sheane	1:22.95	9	1:21.72	10	1:21.72	30	85.99
22	51	Alistair HESLOP	Scarab Mk4	1:22.00	5	0	1:22.00	14	85.70	
23	62	David HEAVEY	Leystone JH002	1:22.09	5	0	1:22.09	11	85.60	
24	88	David LAVINGTON	Sheane	1:23.15	13	1:22.25	6	1:22.25	30	85.44
25	41	Andy METCALF	Leystone JH001	1:24.47	8	1:22.47	7	1:22.47	30	85.21
26	80	Steven OUGH	Leystone AHS	1:22.58	3	0	1:22.58	14	85.10	
27	37	Adrian WESTON	Sheane AHS	1:23.35	9	1:22.85	8	1:22.85	28	84.82
28	86	Richard HARRIS	Sheane AHS 97/02	1:23.09	7	1:23.10	8	1:23.09	27	84.57
29	50	Phil WATERHOUSE	ARI Mk4	1:23.64	5	1:24.99	5	1:23.64	28	84.02
30	91	Paul NICHOLLS	Leystone JH02 AH	1:24.85	13	1:23.86	2	1:23.86	29	83.80
31	60	Bob HIGGINS	Sheane	1:24.31	13	0	1:24.31	13	83.35	
32	34	Lee LEVETT	Sheane	1:24.65	8	DNS	0	1:24.65	14	83.01
33	29	Simon LIVESLEY	Scarab MkIV	1:25.11	15	1:24.95	4	1:24.95	29	82.72
34	53	Gordon BARNES	Spyder	1:25.20	14	1:28.96	2	1:25.20	19	82.48
35	52	Jonathan STORER	Scarab	1:26.95	13	1:28.25	5	1:26.95	28	80.82
36	89	Martin BORROW	A.C.E. MkII	1:27.02	12	0	1:27.02	14	80.75	
37	76	Jamie HALL	Sheane 96	1:27.68	3	0	1:27.68	6	80.15	
38	70	Nick BROWN	AHS Challenger	1:28.30	2	DNS	0	1:28.30	14	79.58
39	83	Detlef BREHMER	Leystone 2001	1:29.08	12	0	1:29.08	14	78.89	
40	38	Paul SMITH	Predator	1:29.21	2	0	1:29.21	3	78.77	
41	26	Peter ANDREWS	Sheane 2001	1:29.71	11	0	1:29.71	14	78.33	
42	19	Simon PIERS-HALL	Sheane	1:39.91	9	0	1:39.91	12	70.34	
43	30	Tim PROBERT	Scarab MkII	1:42.62	1	0	1:42.62	1	68.48	
44	81	Peter CANN	Predator	DNS	0	0	DNS	0		
45	48	Jonathan BYGRAVE	Sheane	DNS	0	0	DNS	0		





750 Motor Club Locost

Provisional Results - Race 3

Pl	No	Cl	Name	Car	Laps	Time	Behind	MPH	Best Lap on	MPH
1	11	LC	Tim GRAY	Locost	10	15:09.81		77.24	1:29.49	5 78.52
2	62	LC	Brian MITCHAM	Locost	10	15:19.94	10.13	76.39	1:29.28	3 78.71
3	8	LC	Simon READ	Locost	10	15:35.33	25.52	75.13	1:29.10	3 78.87
4	69	LC	Daniel LEE STEVENS	Locost	10	15:36.36	26.55	75.05	1:30.12	7 77.98
5	37	LC	Kevin LUCAS	Locost	10	15:37.87	28.06	74.93	1:31.72	9 76.62
6	72	LC	James HARRIS	Locost	10	15:40.00	30.19	74.76	1:31.40	9 76.88
7	7	LC	Andrew CRAPNELL	Locost	10	15:40.30	30.49	74.73	1:32.25	6 76.18
8	46	LC	Justin BOAK	Locost	10	15:40.44	30.63	74.72	1:31.31	9 76.96
9	41	LC	Brett TOWNSEND	Locost	10	15:52.81	43.00	73.75	1:32.10	5 76.30
10	71	LC	Richard BROWN	Locost	10	15:54.43	44.62	73.63	1:32.02	5 76.37
11	39	LC	Colin BECKWITH	Locost	10	16:00.58	50.77	73.16	1:34.20	5 74.60
12	88	LC	NIK TARRY	Locost	10	16:00.89	51.08	73.13	1:33.79	6 74.92
13	96	LC	Jon GLOVER	Locost	10	16:02.35	52.54	73.02	1:33.85	10 74.88
14	24	LC	Danny CASSAR	Locost	10	16:20.31	1:10.50	71.68	1:33.75	5 74.96
15	30	LC	Derek LINLEY	Locost	10	16:20.49	1:10.68	71.67	1:34.57	4 74.31
16	99	LC	Stuart JAMES	Locost	10	16:20.93	1:11.12	71.64	1:34.85	5 74.09
17	43	LC	Darren SHEPHARD	Locost	10	16:28.67	1:18.86	71.08	1:36.27	5 72.99
18	55	LC	Ivan THOMAS	Locost	10	16:30.89	1:21.08	70.92	1:34.82	3 74.11
19	48	LC	Ian McLAUGHLIN	Locost	10	16:34.81	1:25.00	70.64	1:35.84	6 73.32
20	47	LC	Robert PALIN	Locost	10	16:46.74	1:36.93	69.80	1:34.58	5 74.30
21	34	LC	Robert FITTER	Locost	9	15:15.11	1 Lap	69.11	1:37.34	4 72.19
22	60	LC	Alan MEAKER	Locost	9	15:24.72	1 Lap	68.39	1:38.37	5 71.44
23	28	LC	David BLACK	Locost	9	15:41.70	1 Lap	67.16	1:38.93	5 71.03
24	40	LC	David FOERS	Locost	9	15:51.41	1 Lap	66.47	1:38.58	4 71.28

Not-Classified

33	LC	Lee BAVERSTOCK	Locost	7	11:29.94	DNF	71.3	1:34.83	4 74.10
67	LC	John BALLENTYNE	Locost	7	11:51.62	DNF	69.12	1:35.43	3 73.64
36	LC	Mark GLOVER	Locost	3	6:38.26	DNF	52.93	1:54.94	2 61.14
19	LC	Erik FAIRBAIRN	Locost	2	3:29.31	DNF	67.15	1:34.35	2 74.48
65	LC	Bruno VIANA	Locost	1	1:41.21	DNF	69.43		0 0.00
44	LC	Matt CHERRINGTON	Locost	0		Starter	0		
77	LC	Martin GAMBLING	Locost	0		Starter	0		

Exclusions

38	LC	Brendan DUDLEY	Locost			Overtaking under yellow flag			
----	----	----------------	--------	--	--	------------------------------	--	--	--

Fastest Lap

8	LC	Simon READ	Locost					1:29.10	3 78.87
---	----	------------	--------	--	--	--	--	---------	---------

Start Time : 14:22

Snetterton

26 Apr 03 15:08

Clerk of Course <i>David E...</i>	Time Issued: 1509	Chief Timekeeper: <i>[Signature]</i>
--------------------------------------	----------------------	---

THESE RESULTS REMAIN PROVISIONAL FOR A MINIMUM OF 30 MINUTES FROM THE TIME OF ISSUE



Demon Tweeks/Yokohama Hot Hatch

Provisional Results - Race 4

Pl	No	Cl	Name	Car	Laps	Time	Behind	MPH	Best Lap on	MPH
1	3	HHA	Andy FELLO	Fiesta XR2	10	14:10.56		82.62	1:23.79	10 83.87
2	97	HHB	Andy McLENNAN	Suzuki Swift	10	14:11.46	0.90	82.53	1:23.21	9 84.45
3	16	HHA	Martyn CULLEY	Fiesta XR2	10	14:14.47	3.91	82.24	1:23.99	4 83.67
4	86	HHA	Paul HORTON	Fiesta Zetec	10	14:19.09	8.53	81.80	1:24.11	7 83.55
5	88	HHA	Simon HARVEY	Peugeot 306 GTi	10	14:42.88	32.32	79.59	1:26.29	2 81.44
6	15	HHA	Barrie CULLEY	Fiesta XR2	10	14:43.14	32.58	79.57	1:26.00	9 81.71
7	55	HHA	Steve HORNER	Fiesta RS1800	10	14:48.34	37.78	79.10	1:27.00	5 80.77
8	35	HHB	Keith PIPER	Vauxhall Corsa SRi	10	14:51.06	40.50	78.86	1:26.70	9 81.05
9	84	HHB	Mark BUSH	Metro GTi	10	14:51.56	41.00	78.82	1:25.50	9 82.19
10	48	HHA	Carl LAWRENCE	Astra GSi	10	14:57.51	46.95	78.30	1:27.83	9 80.01
11	24	HHC	Hilary HOWLETT	Peugeot 106 XSi	10	15:10.24	59.68	77.20	1:28.86	9 79.08
12	25	HHC	Pete MORGAN	Fiesta XR2	10	15:10.49	59.93	77.18	1:28.87	8 79.07
13	22	HHC	Wayne BAILEY	Peugeot 205 GTi	10	15:20.75	1:10.19	76.32	1:30.08	9 78.01
14	57	HHA	Alex HORNER	Fiesta XR2	9	14:31.28	1 Lap	72.59	1:33.16	2 75.43

Not-Classified

1	HHA	Lee REYNOLDS	Citroen Saxo	6	9:17.75	DNF	75.6	1:24.43	5 83.23
10	HHA	Adrian LOWES	Escort 1600S	3	5:58.93	DNF	58.73	1:27.10	2 80.68
5	HHA	Mark CUNNINGHAM	Fiesta Sport	0		Starter	0		

Exclusions

33	HHB	Mark ROUTLEDGE	Fiesta			Technical non-compliance			
64	HHA	Mike WEBB	Escort RS2000			Technical non-compliance			

Non-Starters

80	HHA	Mark HAMMERSLEY	Peugeot 205 GTi						
----	-----	-----------------	-----------------	--	--	--	--	--	--

Fastest Lap

3	HHA	Andy FELLO	Fiesta XR2				1:23.79	10	83.87
97	HHB	Andy McLENNAN	Suzuki Swift				1:23.21	9	84.45
24	HHC	Hilary HOWLETT	Peugeot 106 XSi				1:28.86	9	79.08

Start Time : 14:51

Snetterton

26 Apr 03 17:54

Clerk of Course:

[Signature]


17.59

Time Issued:

Chief Timekeeper:

[Signature]

THESE RESULTS REMAIN PROVISIONAL FOR A MINIMUM OF 30 MINUTES FROM THE TIME OF ISSUE



750 Motor Club Formula 4 - Classes A, B & C

Provisional Results - Race 5

Pl	No	Cl	Name	Car	Laps	Time	Behind	MPH	Best Lap on	MPH
1	10	F4A	Barry PRITCHARD	Van Diemen	12	15:00.26		93.67	1:13.73	4 95.31
2	3	F4A	Damon BLAND	Van Diemen	12	15:34.90	34.64	90.20	1:15.66	10 92.88
3	15	F4B	Nick BARNETT	Van Diemen RF83	12	15:36.21	35.95	90.07	1:15.73	10 92.79
4	24	F4A	John CARDING	Speads RM02	12	15:41.25	40.99	89.59	1:15.74	10 92.78
5	99	F4A	Charles ADRIAN	Van Diemen FR93	12	16:07.70	1:07.44	87.14	1:18.75	8 89.23
6	44	F4A	Clive YORATH	Magnum	12	16:08.36	1:08.10	87.08	1:18.72	10 89.27
7	91	F4A	David HEALEY	Delta T92	11	15:37.87	1 Lap	82.42	1:22.99	10 84.68
8	23	F4C	Quentin FULLJAMES-CURTIS	Royale RP30	11	15:42.78	1 Lap	81.99	1:23.10	9 84.56
<u>Not-Classified</u>										
	20	F4A	Adrian KIDD	Van Diemen	11	13:48.49	DNF	93.30	1:14.08	9 94.86
	83	F4A	Lee ATKINS	Mygale US99/00	0		Starter	0		
<u>Non-Starters</u>										
	80	F4A	Peter MONK	Lotus FVL						
<u>Fastest Lap</u>										
	10	F4A	Barry PRITCHARD	Van Diemen				1:13.73	4	95.31
	15	F4B	Nick BARNETT	Van Diemen RF83				1:15.73	10	92.79
	23	F4C	Quentin FULLJAMES-CURTIS	Royale RP30				1:23.10	9	84.56

Start Time : 15:14

Snetterton

26 Apr 03 15:31

Clerk of Course: <i>Steve (S.W)</i>	Time Issued:	Chief Timekeeper: <i>[Signature]</i>
--	--------------	---

THESE RESULTS REMAIN PROVISIONAL FOR A MINIMUM OF 30 MINUTES FROM THE TIME OF ISSUE



MDS Battery RGB

Provisional Results - Race 7

Pl	No	Cl	Name	Car	Laps	Time	Behind	MPH	Best Lap on	MPH
1	51	BEA	Andy CHARLESLEY	Fisher Fury	10	13:15.31		88.36	1:16.30	8 92.10
2	9	BEA	Jonathon WRIGHT	Westfield Megabua	10	13:17.59	2.28	88.11	1:18.31	6 89.74
3	27	BEC	Martin BROOKS	Stuart Taylor Phoenix	10	13:23.61	8.30	87.45	1:18.91	6 89.05
4	11	BEC	Mike FIELD	Fisher Fury	10	13:24.56	9.25	87.34	1:18.81	6 89.17
5	6	BEC	Gordon GRIFFIN	Fisher Fury	10	13:27.68	12.37	87.00	1:18.59	4 89.42
6	77	BEC	Warwick BARNES	Fisher Fury	10	13:28.66	13.35	86.90	1:19.24	9 88.68
7	4	BEC	Peter HURST	Locoblade	10	13:33.53	18.22	86.38	1:19.84	3 88.02
8	40	BEC	Dustin BARNES	Fisher Fury	10	13:33.75	18.44	86.36	1:18.87	9 89.10
9	32	BEC	Phil GREENWAY	Sylva Phoenix	10	13:45.67	30.36	85.11	1:19.93	3 87.92
10	25	BEA	Scott NICHOLSON	Fisher Fury	10	13:49.78	34.47	84.69	1:19.80	8 88.06
11	53	BEA	Ian HARRISON	Tiger Avon	10	13:57.16	41.85	83.94	1:20.80	6 86.97
12	7	BEC	Mark FALCO	Fisher Fury	10	13:59.98	44.67	83.66	1:21.34	5 86.39
13	56	BEC	Chris SUCKLING	Stuart Taylor Phoenix	10	14:02.28	46.97	83.43	1:21.97	8 85.73
14	5	BEC	Matthew ROWE	Westfield Megablade	10	14:03.23	47.92	83.34	1:20.40	3 87.40
15	39	BEC	Andy LAMPORT	Fisher Fury Spyder	10	14:06.44	51.13	83.02	1:20.11	3 87.72
16	41	BEC	John STEWART	Stuart Taylor Locoblade	10	14:09.86	54.55	82.69	1:22.27	7 85.42
17	99	BEC	Steve KELSEY	MK Locost	10	14:10.01	54.70	82.67	1:21.93	3 85.77
18	18	BEC	Graham HILLS	Fisher Fury	10	14:10.85	55.54	82.59	1:22.50	6 85.18
19	33	BEB	Mark FARTHING	Caterham Fireblade	10	14:22.11	1:06.80	81.51	1:22.19	3 85.50
20	26	BEB	Alan BUSHELL	Tiger B6	10	14:24.35	1:09.04	81.30	1:23.56	8 84.10
21	21	BEC	Stephen DEAN	Fisher Fury	10	14:26.26	1:10.95	81.12	1:23.40	8 84.26
22	23	BEC	Tim EVANS	MK Indy	10	14:29.09	1:13.78	80.86	1:22.90	7 84.77
23	36	BEC	Charlie GREGORY	Fisher Fury	9	13:19.96	1 Lap	79.06	1:24.50	4 83.16
24	50	BEC	Matt ROBERTS	Luego Locoblade	9	13:21.45	1 Lap	78.91	1:26.79	9 80.97
25	15	BEB	Tom BARNARD	Tiger B6	9	13:23.00	1 Lap	78.76	1:25.05	6 82.62
26	30	BEB	George NOBLE	Sylva Phoenix	9	13:27.55	1 Lap	78.32	1:26.68	3 81.07
27	28	BEC	David CHAPMAN	Fisher Fury	9	13:27.62	1 Lap	78.31	1:24.24	4 83.42
<u>Not-Classified</u>										
38	BEC	Ian GRAY	Stuart Taylor Phoenix	6	8:19.08	DNF	84.48	1:21.17	4	86.57
10	BEC	Guy SPAVEN	Westfield Megablade	1	1:43.33	DNF	68.01		0	0.00
88	BEC	Michael FISHWICK	MK Indy	0		Starter	0			
<u>Fastest Lap</u>										
51	BEA	Andy CHARLESLEY	Fisher Fury					1:16.30	8	92.10
6	BEC	Gordon GRIFFIN	Fisher Fury					1:18.59	4	89.42
33	BEB	Mark FARTHING	Caterham Fireblade					1:22.19	3	85.50

Start Time : 16:03

Snetterton

26 Apr 03 16:19

Clerk of Course:


[Signature] 16:15

Time Issued:

Chief Timekeeper:

[Signature]

THESE RESULTS REMAIN PROVISIONAL FOR A MINIMUM OF 30 MINUTES FROM THE TIME OF ISSUE



750 Motor Club Kit Cars

Provisional Results - Race 8

Pl	No	CI	Name	Car	Laps	Time	Behind	MPH	Best Lap on	MPH	
1	1	KCB	Steve TAYLOR	Sylva Phoenix	10	13:55.68		84.09	1:21.46	5 86.27	
2	6	KCB	Andrew OWEN	Sylva Phoenix	10	14:00.93	5.25	83.56	1:21.79	5 85.92	
3	41	KCB	Steve OWEN	Sylva Clubman	10	14:01.37	5.69	83.52	1:22.23	5 85.46	
4	13	KCA	Graham DASH	Sylva Striker	10	14:01.51	5.83	83.51	1:21.98	9 85.72	
5	17	KCB	Dave DEVINE	Procomp LA Gold	10	14:02.75	7.07	83.38	1:22.47	4 85.21	
6	53	KCB	Andy HILEY	Locost	10	14:03.69	8.01	83.29	1:22.51	6 85.17	
7	37	KCA	Jamie PACKHAM	Fisher Fury	10	14:08.37	12.69	82.83	1:22.57	3 85.11	
8	88	KCB	Bryan HEALEY	Sylva Striker	10	14:34.87	39.19	80.32	1:24.11	5 83.55	
9	99	KCB	Edward HASLER	Westfield SEIW	10	14:39.89	44.21	79.86	1:24.06	2 83.60	
10	65	KCB	Richard CLOUGH	Sylva Striker	10	14:40.48	44.80	79.81	1:24.63	3 83.03	
11	23	KCB	David ASPDEN	Sylva Striker	10	14:45.48	49.80	79.36	1:25.33	5 82.35	
12	21	KCB	Nigel BROWN	Sylva Phoenix	10	14:57.70	1:02.02	78.28	1:25.56	5 82.13	
13	20	KCB	Robert PUTNAM	Procomp LA Gold	10	15:06.46	1:10.78	77.52	1:24.89	5 82.78	
14	46	KCB	Sheridan BELL	Procomp LA Gold	10	15:07.48	1:11.80	77.44	1:26.33	5 81.40	
15	50	KCB	Mark LLOYD-JONES	Sylva Striker	9	14:10.23	1 Lap	74.39	1:24.15	8 83.51	
Not-Classified											
	4	KCB	Simon CHILDS	Sylva Phoenix	9	12:38.47	DNF	83.38	1:22.59	9 85.09	
	14	KCA	Clive TURNER	Gemini	9	13:25.25	DNF	78.54	1:24.85	3 82.82	
Exclusions											
	5	KCA	Tony ABSOLOM	Sylva Striker	Ignoring black flags						
Non-Starters											
	60	KCA	Nik TYSON	Tiger							
	79	KCB	Paul SAWYER	Westfield SE							
Fastest Lap											
	1	KCB	Steve TAYLOR	Sylva Phoenix					1:21.46	5	86.27
	13	KCA	Graham DASH	Sylva Striker					1:21.98	9	85.72

Start Time : 16:23

Snetterton

26 Apr 03 17:00

Clerk of Course:

David E R

Time Issued:

17:11

Chief Timekeeper:

[Signature]

THESE RESULTS REMAIN PROVISIONAL FOR A MINIMUM OF 30 MINUTES FROM THE TIME OF ISSUE



750 Motor Club Formula 4 - Class D

Provisional Results - Race 9

Pl	No	Cl	Name	Car	Laps	Time	Behind	MPH	Best Lap on	MPH	
1	50	F4D	Neil TOFTS	Mygale SJ2000	12	15:00.70		93.62	1:14.10	9	94.83
2	45	F4D	Ashley EDWARDS	Van Diemen RF2000	12	15:02.91	2.21	93.39	1:14.24	12	94.66
3	38	F4D	Nathan STURDGESS	Mygale FF Zetec	12	15:26.63	25.93	91.00	1:15.56	5	93.00
4	14	F4D	Ian PRATT	Mygale SJ	12	15:30.31	29.61	90.64	1:16.07	10	92.38
5	26	F4D	Barry POMFRET	Van Diemen RF98	12	15:49.18	48.48	88.84	1:17.30	4	90.91
6	33	F4D	Malcolm SCOTT	Van Diemen	12	15:58.04	57.34	88.02	1:18.00	11	90.09
7	68	F4D	Peter ALLEN	Van Diemen RF95Z	12	16:08.02	1:07.32	87.11	1:18.39	12	89.64
<u>Not-Classified</u>											
	64	F4D	Philip RICHMOND	Van Diemen RF97	8	10:53.25	DNF	86.06	1:17.22	3	91.00
	6	F4D	John MOORE	Van Diemen VD97	6	15:49.33		44.41	1:18.99	6	88.96
<u>Fastest Lap</u>											
	50	F4D	Neil TOFTS	Mygale SJ2000					1:14.10	9	94.83

Start Time : 16:48

Snetterton

26 Apr 03 17:05

Clerk of Course:

SL 17-13

Time Issued:

Chief Timekeeper:

[Signature]

THESE RESULTS REMAIN PROVISIONAL FOR A MINIMUM OF 30 MINUTES FROM THE TIME OF ISSUE



750 Motor Club Formula 4

Provisional Results - Race 11

PI	No	CI	Name	Car	Laps	Time	Behind	MPH	Best Lap on	MPH
1	10	F4A	Barry PRITCHARD	Van Diemen	15	18:47.21		93.51	1:13.66	5 95.40
2	38	F4D	Nathan STURDGESS	Mygale FF Zetec	15	19:14.00	26.79	91.34	1:15.96	8 92.51
3	3	F4A	Damon BLAND	Van Diemen	15	19:25.44	38.23	90.44	1:15.95	10 92.52
4	15	F4B	Nick BARNETT	Van Diemen RF83	15	19:27.10	39.89	90.32	1:16.20	14 92.22
5	6	F4D	John MOORE	Van Diemen VD97	15	19:28.94	41.73	90.17	1:16.18	8 92.24
6	26	F4D	Barry POMFRET	Van Diemen RF98	15	19:37.77	50.56	89.50	1:16.58	10 91.76
7	68	F4D	Peter ALLEN	Van Diemen RF95Z	15	20:06.81	1:19.60	87.34	1:18.69	4 89.30
8	99	F4A	Charles ADRIAN	Van Diemen FR93	14	19:04.81	1 Lap	85.94	1:19.78	12 88.08
9	23	F4C	Quentin FULLJAMES-CURTIS	Royale RP30	14	19:33.82	1 Lap	83.81	1:21.78	12 85.93
10	91	F4A	David HEALEY	Delta T92	14	20:00.10	1 Lap	81.98	1:23.41	3 84.25
11	45	F4D	Ashley EDWARDS	Van Diemen RF2000	13	19:56.33	2 Laps	76.36	1:14.43	4 94.41

Not-Classified

44	F4A	Clive YORATH	Magnum	11	15:27.38	DNF	83.35	1:19.93	4 87.92
14	F4D	Ian PRATT	Mygale SJ	10	13:01.10	DNF	89.97	1:16.79	5 91.51
24	F4A	John CARDING	Speads RM02	8	14:20.41	DNF	65.34	1:16.88	7 91.40
64	F4D	Philip RICHMOND	Van Diemen RF97	5	6:48.22	DNF	86.07	1:18.68	5 89.31
33	F4D	Malcolm SCOTT	Van Diemen	3	4:09.85	DNF	84.38	1:19.62	3 88.26

Non-Starters

20	F4A	Adrian KIDD	Van Diemen
50	F4D	Neil TOFTS	Mygale SJ2000
80	F4A	Peter MONK	Lotus FVL
83	F4A	Lee ATKINS	Mygale US99/00

Fastest Lap

10	F4A	Barry PRITCHARD	Van Diemen	1:13.66	5	95.40
45	F4D	Ashley EDWARDS	Van Diemen RF2000	1:14.43	4	94.41
15	F4B	Nick BARNETT	Van Diemen RF83	1:16.20	14	92.22
23	F4C	Quentin FULLJAMES-CURTIS	Royale RP30	1:21.78	12	85.93

Start Time : 11:41

Snetterton

27 Apr 03 12:03

Clerk of Course:

[Signature] 12.05

Time Issued:

Chief Timekeeper:

[Signature]

THESE RESULTS REMAIN PROVISIONAL FOR A MINIMUM OF 30 MINUTES FROM THE TIME OF ISSUE



750 Motor Club 7's

Provisional Results - Race 13

Pl	No	Cl	Name	Car	Laps	Time	Behind	MPH	Best Lap on	MPH
1	99	7A	Martin STEWART	Caterham Super 7	10	13:00.69		90.01	1:16.45	5 91.92
2	14	7A	Jon MILICEVIC	Caterham Superlight	10	13:01.94	1.25	89.87	1:16.38	6 92.00
3	21	7A	Peter RATCLIFF	Caterham 7	10	13:02.46	1.77	89.81	1:16.72	6 91.60
4	19	7A	Chris PORRITT	Caterham 7	10	13:10.40	9.71	88.91	1:17.18	5 91.05
5	71	7A	Simon FAIRMAN	Caterham Superlight	10	13:12.17	11.48	88.71	1:17.67	7 90.48
6	31	7A	John TAYLOR	Caterham 7	10	13:14.22	13.53	88.48	1:17.28	7 90.93
7	8	7A	David LITCHFIELD	Caterham Superlight	10	13:15.23	14.54	88.37	1:17.29	10 90.92
8	63	7A	Andy TOONE	Caterham 7	10	13:31.38	30.69	86.61	1:17.18	7 91.05
9	34	7B	Steve ROGERS	Caterham K Series	10	14:01.89	1:01.20	83.47	1:21.87	5 85.83
10	16	7B	Brent PERKINS	Caterham Roadsport	10	14:04.59	1:03.90	83.20	1:21.70	5 86.01
11	9	7B	Tim LAMB	Caterham 7	10	14:09.88	1:09.19	82.68	1:22.29	5 85.40
12	27	7B	Howard KAYE	Caterham Roadsport	10	14:12.57	1:11.88	82.42	1:21.83	9 85.88
13	29	7B	Ken BAIRD	Caterham 7	10	14:13.77	1:13.08	82.31	1:22.73	8 84.94
14	24	7B	Shaun LYNN	Caterham 7	10	14:19.69	1:19.00	81.74	1:21.75	8 85.96
15	18	7B	Neil HINSON	Caterham Roadsport	10	14:20.10	1:19.41	81.70	1:21.87	5 85.83
16	54	7C	Alastair CHALMERS	Caterham	10	14:20.19	1:19.50	81.69	1:23.11	4 84.55
17	70	7B	Steve HINDLE	Caterham 7	9	13:10.02	1 Lap	80.05	1:25.36	8 82.32
18	12	7C	James WYATT	Caterham 7	9	13:10.07	1 Lap	80.05	1:25.39	8 82.30
19	77	7C	Ian BROWN	Caterham Super 7	9	13:13.74	1 Lap	79.68	1:25.50	9 82.19
20	97	7A	Peter FRENCH	Caterham Superlight	9	13:15.13	1 Lap	79.54	1:22.24	4 85.45
21	73	7C	Chris MILNER	Caterham Academy	9	13:15.29	1 Lap	79.52	1:25.77	9 81.93
22	33	7B	Andrew DIAPER	Caterham Roadsports	9	13:24.86	1 Lap	78.58	1:26.37	9 81.36
23	26	7B	Tim GARWOOD	Caterham 7	9	13:45.15	1 Lap	76.65	1:29.03	7 78.93
24	48	7B	Gerald SIMPSON	Caterham Supersprint	9	13:45.27	1 Lap	76.64	1:28.31	8 79.57

Fastest Lap

14	7A	Jon MILICEVIC	Caterham Superlight	1:16.38	6	92.00
16	7B	Brent PERKINS	Caterham Roadsport	1:21.70	5	86.01
54	7C	Alastair CHALMERS	Caterham	1:23.11	4	84.55

No 54 - transponder still intermittent

Start Time : 12:56

Snetterton

27 Apr 03 13:12

Clerk of Course:

[Signature] 13.14

Time Issued:

Chief Timekeeper:

[Signature]

THESE RESULTS REMAIN PROVISIONAL FOR A MINIMUM OF 30 MINUTES FROM THE TIME OF ISSUE



Morgan Motor Company Challenge

Provisional Results - Race 14

PI	No	CI	Name	Car	Laps	Time	Behind	MPH	Best Lap on	MPH
1	1	MCA	Keith AHLERS	Morgan +8	10	12:53.88		90.80	1:15.43	9 93.16
2	2	MCA	Rick LLOYD	Morgan +8	10	12:54.14	0.26	90.77	1:15.68	9 92.85
3	99	MCA	Matthew WURR	Morgan +8	10	13:27.71	33.83	87.00	1:19.48	3 88.41
4	21	MCB	James PATERSON	Morgan +8	10	13:49.89	56.01	84.68	1:21.82	4 85.89
5	13	MCB	Chris ACKLAM	Morgan +8	10	13:50.64	56.76	84.60	1:21.39	4 86.34
6	50	MCC	Paul BURRY	Morgan +8	10	13:56.94	1:03.06	83.96	1:22.19	4 85.50
7	55	MCA	Philip McKELVEY	Morgan +8	10	14:20.06	1:26.18	81.71	1:24.74	2 82.93
8	34	MCB	Peter SARGEANT	Morgan +8	9	12:54.00	1 Lap	81.71	1:23.44	6 84.22
9	39	MCC	Simon OREBI GANN	Morgan +8	9	13:02.80	1 Lap	80.79	1:24.09	6 83.57
10	31	MCC	Leigh SEBBA	Morgan +8	9	13:28.66	1 Lap	78.21	1:27.67	6 80.16
11	17	MCD	Jack BELLINGER	Morgan +8	9	13:30.26	1 Lap	78.05	1:27.65	5 80.17
12	49	MCD	Philip GODDARD	Morgan +8	9	13:47.57	1 Lap	76.42	1:28.89	4 79.06
13	7	MCD	Mary LINDSAY	Morgan +8	9	13:51.83	1 Lap	76.03	1:30.70	7 77.48
14	11	MCE	David JAMES	Morgan +4	9	14:17.01	1 Lap	73.80	1:33.43	9 75.21
<u>Not-Classified</u>										
	54	MCB	Peter HORSMAN	Morgan +8	6	8:12.78	DNF	85.56	1:19.53	3 88.36
	53	MCC	Chris DADY	Morgan +8	2	3:00.15	DNF	78.01	1:25.90	2 81.81
<u>Non-Starters</u>										
	57	MCB	James BELLINGER	Morgan +4						
	59	MCA	Chris WILLIAMS	Morgan +8						
<u>Fastest Lap</u>										
	1	MCA	Keith AHLERS	Morgan +8				1:15.43	9	93.16
	54	MCB	Peter HORSMAN	Morgan +8				1:19.53	3	88.36
	50	MCC	Paul BURRY	Morgan +8				1:22.19	4	85.50
	17	MCD	Jack BELLINGER	Morgan +8				1:27.65	5	80.17
	11	MCE	David JAMES	Morgan +4				1:33.43	9	75.21

Start Time : 13:20

Snetterton

27 Apr 03 13:36

Clerk of Course:


STE 13:40

Time Issued:

Chief Timekeeper:

[Signature]

THESE RESULTS REMAIN PROVISIONAL FOR A MINIMUM OF 30 MINUTES FROM THE TIME OF ISSUE



Demon Tweeks/Yokohama Stock Hatch

Provisional Results - Race 15 - Race 1

Pl	No	Cl	Name	Car	Laps	Time	Behind	MPH	Best Lap	on	MPH
1	11	SH	Craig SHEPHERD	Fiesta XR2	10	15:14.00		76.88	1:29.47	6	78.54
2	5	SH	Carl TOWNEND	Peugeot 106 XSi	10	15:14.68	0.68	76.83	1:29.42	4	78.59
3	45	SH	Paul TAYLOR	Peugeot 205 GTi	10	15:14.84	0.84	76.81	1:29.87	5	78.19
4	7	SH	Paul McMILLAN	Citroen Saxo	10	15:21.42	7.42	76.26	1:29.67	5	78.37
5	2	SH	Glenn STOKES	Peugeot 106 Rallye	10	15:22.35	8.35	76.19	1:29.80	5	78.25
6	34	SH	Steve DREWERY	Suzuki Swift GTi	10	15:22.98	8.98	76.14	1:30.51	9	77.64
7	3	SH	Pete MORGAN	Fiesta XR2	10	15:23.03	9.03	76.13	1:29.55	6	78.47
8	46	SH	Darren BLUMSON	Peugeot 205 GTi	10	15:23.28	9.28	76.11	1:30.22	5	77.89
9	96	SH	Gareth WRIGHT	Peugeot 106 XSi	10	15:26.67	12.67	75.83	1:29.61	6	78.42
10	58	SH	Martin BOON	Fiesta Si	10	15:27.40	13.40	75.77	1:30.47	6	77.67
11	4	SH	Hilary HOWLETT	Peugeot 106 XSi	10	15:34.12	20.12	75.23	1:30.85	5	77.35
12	6	SH	Matt LEWIS	Fiesta XR2i	10	15:34.16	20.16	75.22	1:30.98	4	77.24
13	13	SH	Phil SMITH	Vauxhall Nova GTE	10	15:34.23	20.23	75.22	1:31.10	6	77.14
14	61	SH	Tony TAYLOR	Peugeot 205 GTi	10	15:37.11	23.11	74.99	1:30.92	4	77.29
15	69	SH	Tim HARRADINE	Fiesta XR2i	10	15:39.00	25.00	74.84	1:31.33	5	76.94
16	104	SH	John HEMMING	Nova GTE	10	15:44.17	30.17	74.43	1:31.91	9	76.46
17	38	SH	David ROWE	Rover Metro GTi	10	15:44.95	30.95	74.37	1:31.93	5	76.44
18	39	SH	Richard KINGSNORTH	Peugeot 205 GTi	10	15:45.75	31.75	74.30	1:31.77	10	76.57
19	42	SH	Roger NEEP	Peugeot 205 GTi	10	15:46.25	32.25	74.26	1:31.50	10	76.80
20	65	SH	Terry ROUGHTON	Peugeot 205 GTi	10	15:47.79	33.79	74.14	1:31.46	5	76.83
21	18	SH	Simon HUNT	Peugeot 205 GTi	10	15:48.40	34.40	74.10	1:31.57	5	76.74
22	28	SH	Kevin HATCH	Fiesta XR2	10	15:50.77	36.77	73.91	1:32.09	5	76.31
23	12	SH	Paul TIBBS	Fiesta XR2	10	15:50.80	36.80	73.91	1:32.41	6	76.04
24	95	SH	Trevor CORTEIL	Fiesta XR2	10	15:53.88	39.88	73.67	1:31.27	5	76.99
25	85	SH	David LEWIS	Fiesta XR2i	10	15:56.50	42.50	73.47	1:30.85	5	77.35
26	29	SH	Dave BALDING	Fiesta XR2	10	15:58.17	44.17	73.34	1:32.35	6	76.09
27	33	SH	Jonathan HOWES	Fiesta XR2	10	15:58.91	44.91	73.28	1:32.37	6	76.08
28	26	SH	Simon HOWARD	Fiesta XR2	10	16:06.92	52.92	72.68	1:32.71	6	75.80
29	8	SH	Chris BALL	Fiesta	10	16:31.39	1:17.39	70.88	1:31.35	4	76.93
<u>Not-Classified</u>											
40	SH		John WAPLES	Fiesta XR2	7	11:15.51	DNF	72.82	1:32.54	5	75.94
20	SH		Peter FELIX	Peugeot 106	6	9:07.35	DNF	77.03	1:28.66	5	79.26
60	SH		Christopher FLETCHER	Fiesta XR2	6	9:36.08	DNF	73.19	1:31.97	5	76.41
<u>Fastest Lap</u>											
20	SH		Peter FELIX	Peugeot 106					1:28.66	5	79.26

Start Time : 13:42

Snetterton


27 Apr 03 14:00

Clerk of Course:

Time Issued:

Chief Timekeeper:

THESE RESULTS REMAIN PROVISIONAL FOR A MINIMUM OF 30 MINUTES FROM THE TIME OF ISSUE



MGCC BCV8

Provisional Results - Race 16

Pl	No	Cl	Name	Car	Laps	Time	Behind	MPH	Best Lap on	MPH	
1	84	MD	Peter COLLINS	MGB Roadster	10	13:00.33		90.05	1:16.59	7	91.75
2	98	MD	Steve WILLIAMS	MGB Roadster	10	13:07.23	6.90	89.26	1:17.32	6	90.88
3	93	MD	Tom STEWART	MGB GT V8	10	13:08.56	8.23	89.11	1:17.08	10	91.17
4	94	MD	John WILSON	MGB GT V8	10	13:33.03	32.70	86.43	1:17.80	2	90.32
5	73	MC	Piers TOWNSEND	MGB Roadster	10	13:54.45	54.12	84.21	1:22.10	10	85.59
6	1	MC	Andrew BEER	MG Challenge	10	13:58.08	57.75	83.85	1:21.25	10	86.49
7	78	MC	Joe PARRINGTON	MGB GT V8	10	14:00.74	1:00.41	83.58	1:22.09	5	85.60
8	92	MD	Roy McCARTHY	MGB GT	10	14:03.96	1:03.63	83.26	1:20.85	6	86.92
9	32	MB	Robert HUFF	MGB Roadster	10	14:12.20	1:11.87	82.46	1:24.03	5	83.63
10	52	MB	Spencer McCARTHY	MGB Roadster	10	14:12.51	1:12.18	82.43	1:23.75	5	83.91
11	70	MB	Russell McCARTHY	MGB Roadster	10	14:20.58	1:20.25	81.66	1:23.97	5	83.69
12	31	MB	Jonathon WHEELER	MGB Roadster	9	13:04.66	1 Lap	80.60	1:25.88	0	81.83
13	57	MB	Ian PATTERSON	MGB	9	13:31.23	1 Lap	77.96	1:26.53	8	81.21
14	45	MB	Mike HARRIS	MGB	9	13:31.77	1 Lap	77.91	1:27.78	8	80.05
15	58	MB	Ian PRIOR	MGB GT	9	13:38.51	1 Lap	77.27	1:27.94	4	79.91
16	54	MB	Terry HOLMES	MGB GT V8	9	13:42.93	1 Lap	76.85	1:29.27	8	78.72
17	26	MAB	Oliver BRYANT	MGB	9	13:43.04	1 Lap	76.84	1:28.93	8	79.02
18	22	MAB	Tom SMITH	MGB Roadster	9	13:43.20	1 Lap	76.83	1:28.72	9	79.21
19	37	MB	Barry HOLMES	MGB Roadster	9	13:54.97	1 Lap	75.74	1:30.44	9	77.70
20	16	MAB	Graham SHRIGLEY JONES	MGB Roadster	9	14:10.87	1 Lap	74.33	1:32.70	4	75.81
21	24	MAB	Stephen SKINNER	MGB	8	13:00.96	2 Laps	71.99	1:33.94	8	74.81
22	17	MAB	Mark WAY	MGB Roadster	8	13:07.57	2 Laps	71.38	1:35.49	8	73.59
23	19	MAB	Jeremy COTTINGHAM	MGB	8	13:08.56	2 Laps	71.29	1:35.19	5	73.82
24	7	MA	Richard DAWE	MGC GT	8	13:24.43	2 Laps	69.89	1:37.66	7	71.96
25	9	MA	James WHEELER	MGB Roadster	8	13:24.52	2 Laps	69.88	1:37.28	7	72.24
26	6	MA	Marc YATES	MGB GT	8	13:34.79	2 Laps	69.00	1:38.22	4	71.55
27	5	MA	Michael KLEIN	MGB Roadster	8	13:43.25	2 Laps	68.29	1:38.45	7	71.38
28	13	MA	Dawn-Marie TURNER	MGB GT	8	14:30.50	2 Laps	64.58	1:43.93	5	67.61

Not-Classified

44	MB	Peter SAMUELS	MGB Roadster	5	7:21.52	DNF	79.58	1:26.21	5	81.51
----	----	---------------	--------------	---	---------	-----	-------	---------	---	-------

Fastest Lap

84	MD	Peter COLLINS	MGB Roadster				1:16.59	7	91.75
1	MC	Andrew BEER	MG Challenge				1:21.25	10	86.49
52	MB	Spencer McCARTHY	MGB Roadster				1:23.75	5	83.91
22	MAB	Tom SMITH	MGB Roadster				1:28.72	9	79.21
9	MA	James WHEELER	MGB Roadster				1:37.28	7	72.24

Start Time : 14:12

Snetterton

27 Apr 03 14:31

Clerk of Course:

JKC 14.43

Time Issued:

Chief Timekeeper:

[Signature]

THESE RESULTS REMAIN PROVISIONAL FOR A MINIMUM OF 30 MINUTES FROM THE TIME OF ISSUE



JEC Proteus

Provisional Results - Race 17

Pl	No	Cl	Name	Car	Laps	Time	Behind	MPH	Best Lap on	MPH
1	68	JEG	Mark WRIGHT	Jaguar E Type	10	14:00.03		83.65	1:21.31	2 86.42
2	53	JB	John WILKES	Lister Knobbly	10	14:10.96	10.93	82.58	1:21.44	8 86.29
3	46	JI	K DOYLE	Jaguar XJS	10	14:17.80	17.77	81.92	1:22.24	2 85.45
4	74	JB	Robert LINES	D Type Replica	10	14:29.79	29.76	80.79	1:24.89	6 82.78
5	59	JB	Richard ABELS	Jaguar E Type	10	14:30.53	30.50	80.72	1:25.48	8 82.21
6	77	JD	David WATTS	Jaguar D Type	10	14:41.29	41.26	79.74	1:26.10	8 81.62
7	30	JB	Matthew GOLDSMITH	Revival D Type	10	14:43.00	42.97	79.58	1:25.35	9 82.33
8	16	JB	John ARNOLD	Revival D Type	10	14:45.04	45.01	79.40	1:25.09	0 82.59
9	27	JB	Graham PADDICK	Kougar Jaguar	10	14:46.17	46.14	79.30	1:26.03	9 81.68
10	50	JB	Ken PATON	Jaguar D Type	10	14:51.76	51.73	78.80	1:26.54	6 81.20
11	51	JB	Tim FALCE	Jaguar D Type	10	15:21.69	1:21.66	76.24	1:28.30	2 79.58
12	8	JEG	Tim WANDER	Jaguar E Type	9	14:15.91	1 Lap	73.89	1:33.07	5 75.50
13	48	JB	Paul REYNOLDS	Jaguar XJS	8	14:33.27	2 Laps	64.38	1:46.39	5 66.05
<u>Not-Classified</u>										
	5	JB	Paul CASTALDINI	CCR Jaguar C Type	3	4:29.87	DNF	78.12	1:21.83	2 85.88
	82	JI	Peter CLEAL	Jaguar XJS	0		Starter	0		
<u>Fastest Lap</u>										
	68	JEG	Mark WRIGHT	Jaguar E Type					1:21.31	2 86.42
	53	JB	John WILKES	Lister Knobbly					1:21.44	8 86.29
	46	JI	K DOYLE	Jaguar XJS					1:22.24	2 85.45
	77	JD	David WATTS	Jaguar D Type					1:26.10	8 81.62

No 16 & 30 - still no transponders.

Start Time : 14:37

Snetterton

27 Apr 03 14:55

Clerk of Course: *[Signature]* 14:59

Time issued:

Chief Timekeeper: *[Signature]*

THESE RESULTS REMAIN PROVISIONAL FOR A MINIMUM OF 30 MINUTES FROM THE TIME OF ISSUE



750 Motor Club 7's

Provisional Results - Race 18

Pl	No	Cl	Name	Car	Laps	Time	Behind	MPH	Best Lap on	MPH
1	99	7A	Martin STEWART	Caterham Super 7	15	19:32.74		89.88	1:17.01	13 91.25
2	14	7A	Jon MILICEVIC	Caterham Superlight	15	19:37.53	4.79	89.52	1:17.29	14 90.92
3	21	7A	Peter RATCLIFF	Caterham 7	15	19:37.67	4.93	89.51	1:16.69	7 91.63
4	63	7A	Andy TOONE	Caterham 7	15	19:46.91	14.17	88.81	1:17.19	7 91.04
5	8	7A	David LITCHFIELD	Caterham Superlight	15	19:52.48	19.74	88.39	1:17.68	15 90.46
6	31	7A	John TAYLOR	Caterham 7	15	19:58.41	25.67	87.96	1:17.59	7 90.57
7	16	7B	Brent PERKINS	Caterham Roadsport	15	20:49.08	1:16.34	84.39	1:21.88	4 85.82
8	27	7B	Howard KAYE	Caterham Roadsport	15	20:49.25	1:16.51	84.38	1:21.63	3 86.09
9	34	7B	Steve ROGERS	Caterham K Series	15	20:50.52	1:17.78	84.29	1:21.59	8 86.13
10	18	7B	Neil HINSON	Caterham Roadsport	15	20:51.11	1:18.37	84.25	1:21.67	7 86.04
11	24	7B	Shaun LYNN	Caterham 7	14	19:41.27	1 Lap	83.28	1:22.51	10 85.17
12	9	7B	Tim LAMB	Caterham 7	14	19:42.78	1 Lap	83.18	1:22.34	2 85.34
13	97	7A	Peter FRENCH	Caterham Superlight	14	19:51.11	1 Lap	82.60	1:22.96	13 84.71
14	54	7C	Alastair CHALMERS	Caterham	14	20:05.10	1 Lap	81.64	1:24.12	12 83.54
15	70	7B	Steve HINDLE	Caterham 7	14	20:16.01	1 Lap	80.90	1:25.16	12 82.52
16	12	7C	James WYATT	Caterham 7	14	20:16.28	1 Lap	80.89	1:24.74	13 82.93
17	33	7B	Andrew DIAPER	Caterham Roadsports	14	20:17.42	1 Lap	80.81	1:24.55	8 83.11
18	29	7B	Ken BAIRD	Caterham 7	14	20:20.92	1 Lap	80.58	1:23.29	11 84.37
19	26	7B	Tim GARWOOD	Caterham 7	14	20:22.15	1 Lap	80.50	1:24.22	11 83.44
20	77	7C	Ian BROWN	Caterham Super 7	14	20:22.16	1 Lap	80.50	1:24.56	12 83.10
21	48	7B	Gerald SIMPSON	Caterham Supersprint	14	20:54.68	1 Lap	78.41	1:26.84	13 80.92
<u>Not-Classified</u>										
73	7C		Chris MILNER	Caterham Academy	13	18:56.94	DNF	80.35	1:25.02	4 82.65
19	7A		Chris PORRITT	Caterham 7	8	10:34.10	DNF	88.66	1:17.24	7 90.98
71	7A		Simon FAIRMAN	Caterham Superlight	7	9:16.50	DNF	88.39	1:17.57	7 90.59
<u>Fastest Lap</u>										
21	7A		Peter RATCLIFF	Caterham 7					1:16.69	7 91.63
34	7B		Steve ROGERS	Caterham K Series					1:21.59	8 86.13
54	7C		Alastair CHALMERS	Caterham					1:24.12	12 83.54

Start Time : 14:58

Snetterton

27 Apr 03 15:21

Clerk of Course: <i>JR</i> 15:38	Time Issued:	Chief Timekeeper: <i>D</i>
-------------------------------------	--------------	-------------------------------

THESE RESULTS REMAIN PROVISIONAL FOR A MINIMUM OF 30 MINUTES FROM THE TIME OF ISSUE



Demon Tweeks/Yokohama Stock Hatch

Provisional Results - Race 19 - Race 2

PI	No	CI	Name	Car	Laps	Time	Behind	MPH	Best Lap on	MPH
1	9	SH	Gordon MACMILLAN	Peugeot 205 GTi	10	15:36.08		75.07	1:30.45	4 77.69
2	91	SH	Steve GROOM	Peugeot 205 GTi	10	15:40.05	3.97	74.75	1:32.61	10 75.88
3	112	SH	David DRINKWATER	Fiesta XR2	10	15:40.35	4.27	74.73	1:32.02	10 76.37
4	79	SH	Gary PARKES	Fiesta XR2	10	15:44.29	8.21	74.42	1:33.07	4 75.50
5	27	SH	Stewart NIND	Peugeot 205 GTi	10	15:50.32	14.24	73.95	1:33.46	10 75.19
6	51	SH	Simon HOLLOWAY	Suzuki Swift	10	15:52.56	16.48	73.77	1:33.33	10 75.29
7	97	SH	Tim SPEED	Peugeot 205 GTi	10	15:53.56	17.48	73.69	1:32.99	7 75.57
8	109	SH	Tom BLAMIRE	Peugeot 106 XSi	10	15:58.92	22.84	73.28	1:33.38	6 75.25
9	55	SH	Tony HEADLAND	Fiesta XR2	10	15:59.62	23.54	73.23	1:33.62	6 75.06
10	103	SH	Derek ROZIER	Fiesta XR2	10	16:05.35	29.27	72.79	1:34.29	5 74.53
11	98	SH	Ian OAKES	Vauxhall Nova GTE	10	16:06.89	30.81	72.68	1:34.37	9 74.46
12	25	SH	Matt URLWIN	Fiesta XR2	10	16:10.31	34.23	72.42	1:34.09	6 74.69
13	80	SH	Paul WINTER	Peugeot 205 GTi	10	16:15.83	39.75	72.01	1:33.84	9 74.88
14	19	SH	Andy CLARKSON	Fiesta XR2	10	16:19.89	43.81	71.71	1:35.03	10 73.95
15	47	SH	John MUNDAY	Peugeot 205 GTi	10	16:23.45	47.37	71.45	1:34.41	7 74.43
16	122	SH	Chris STAUNTON	Peugeot 205	10	16:23.60	47.52	71.44	1:34.58	10 74.30
17	31	SH	Paul ASHTON	Peugeot 205 GTi	10	16:25.69	49.61	71.29	1:35.14	8 73.86
18	110	SH	Noel MOFFITT	Peugeot 205 GTi	10	16:33.55	57.47	70.73	1:36.42	5 72.88
19	24	SH	Richard HORSEY	Peugeot 205 GTi	10	16:37.09	1:01.01	70.48	1:34.75	7 74.17
20	57	SH	Dave WRIGHT	Peugeot 205 GTi	10	16:43.32	1:07.24	70.04	1:36.73	7 72.65
21	53	SH	Paul DALY	Fiesta XR2	10	17:00.92	1:24.84	68.83	1:38.15	10 71.60
22	114	SH	Julie HASSELL	Fiesta XR2i	10	17:02.89	1:26.81	68.70	1:37.89	8 71.79
23	77	SH	Craig EMMERSON	Nova GTE	10	17:13.82	1:37.74	67.97	1:39.63	10 70.53
24	64	SH	Nat CORBET	Peugeot 205 GTi	9	15:56.86	1 Lap	66.10	1:41.51	5 69.23
25	66	SH	Jerry KITCHENER	Fiesta XR2	9	15:59.74	1 Lap	65.90	1:43.16	4 68.12
26	102	SH	Mark ALDEN	Peugeot 106 XSi	9	16:39.78	1 Lap	63.26	1:46.18	5 66.18

Not-Classified

124	SH	Michael COLEMAN	Fiesta XR2	9	15:04.92	DNF	69.89	1:35.76	5 73.38
70	SH	Richard WARNER	Fiesta XR2	5	8:42.56	DNF	67.24	1:39.34	5 70.74
62	SH	Cliff PELLIN	Fiesta XR2	3	5:50.39	DNF	60.17	1:34.70	2 74.20

Non-Starters

41	SH	John TOWNSHEND	Peugeot 205 GTi
----	----	----------------	-----------------

Fastest Lap

9	SH	Gordon MACMILLAN	Peugeot 205 GTi	1:30.45	4 77.69
---	----	------------------	-----------------	---------	---------

No 9 - transponder stopped working after a few laps

Start Time : 15:30

Snetterton

27 Apr 03 15:49

Clerk of Course:


JKE 15:52

Time Issued:

Chief Timekeeper:

D

THESE RESULTS REMAIN PROVISIONAL FOR A MINIMUM OF 30 MINUTES FROM THE TIME OF ISSUE



Race Speed Roadsports

Provisional Results - Race 20

Pl	No	Cl	Name	Car	Laps	Time	Behind	MPH	Best Lap on	MPH
1	1	RSA	Keith AHLERS	Morgan +8	10	13:05.62		89.45	1:16.84	6 91.45
2	12	RSA	Rick LLOYD	Morgan +8	10	13:08.54	2.92	89.12	1:17.47	4 90.71
3	5	RSA	Mal DAVISON	Porsche 993	10	13:09.06	3.44	89.06	1:17.54	6 90.63
4	19	RSA	Paul EDWARDS	Porsche 911	10	13:50.24	44.62	84.64	1:21.13	9 86.62
5	23	RSA	Paul GLYNN	TVR Griffith	10	14:01.51	55.89	83.51	1:22.41	5 85.27
6	26	RSA	John CHATLEY	TVR Griffith	10	14:16.24	1:10.62	82.07	1:23.05	10 84.61
7	46	RSA	Mark DONALD	Lotus Exige	10	14:17.13	1:11.51	81.99	1:23.21	10 84.45
8	7	RSB	Robbie WATTS	Renault Spider	10	14:22.11	1:16.49	81.51	1:23.16	10 84.50
9	27	RSB	David DAWSON	Evante 140TC	9	13:05.70	1 Lap	80.49	1:25.54	8 82.15
10	16	RSA	Chris VAREY	Porsche 968CS Turbo	9	13:21.88	1 Lap	78.87	1:27.07	6 80.71
11	28	RSB	Nick HAMILTON	Ginetta G27	9	13:31.25	1 Lap	77.96	1:26.29	6 81.44
12	49	RSA	Philip GODDARD	Morgan +8	9	13:39.89	1 Lap	77.14	1:29.42	5 78.59
13	3	RSC	Howard JONES	Ginetta G4	9	14:07.50	1 Lap	74.63	1:28.36	2 79.53
14	39	RSB	James COTTINGHAM	MGB	9	14:09.24	1 Lap	74.47	1:31.96	9 76.42
15	18	RSC	Thomas BRIMBLECOMBE	Clan Crusader	8	13:20.99	2 Laps	70.19	1:36.80	8 72.60
16	71	RSB	Dion KREMER	MGB Roadster	8	13:22.42	2 Laps	70.06	1:37.09	5 72.38

Non-Starters

59 RSA Chris WILLIAMS Morgan +8

Fastest Lap

1	RSA	Keith AHLERS	Morgan +8	1:16.84	6	91.45
7	RSB	Robbie WATTS	Renault Spider	1:23.16	10	84.50
3	RSC	Howard JONES	Ginetta G4	1:28.36	2	79.53

Start Time : 15:54

Snetterton

27 Apr 03 16:10

Clerk of Course:

SKD 10-13

Time issued:

Chief Timekeeper:

R

THESE RESULTS REMAIN PROVISIONAL FOR A MINIMUM OF 30 MINUTES FROM THE TIME OF ISSUE