

Official Programme - £2.50  
**MALLORY PARK Mar 20th '05**

## Programme Amendments – Mallory Park – 20<sup>th</sup> March

### Please add the following:

Kit Car Championship 89 A

Mark Matthews

Marlin 5EXi

### Please delete the following:

Kit Car Championship 24 A

Steve Edwards

Sylva Striker MK2

Locost Championship 55

James Hughes

Locost

99

Steve Kelsey

Locost

RGB Championship 52 A

Rob Baldwin

BDN S2

68 A

Adrian Moore

Genesis Evo

## Paddock Exit

Contrary to the note in the final instructions, the gate at the bottom of the paddock leading onto Stebbe Straight will not be opened at any stage, including the end of the meeting. The only exit will be via the gate by Scrutineering Bay.

**Formula Junior and A7 Triple Challenge** competitors may leave following race 8, when those gates will be opened briefly for them.

After that, exit from the paddock will be at the end of the meeting; Competitors must not leave their paddock parking area until the end of the last race, otherwise race cars cannot gain access back into the paddock.

**Access for Emergency Vehicles must be maintained at all times.**

Your co-operation in this is much appreciated.



This meeting is held under the General Regulations of the MSA (incorporating the provisions of the International Sporting Code of the FIA) and the Supplementary Regulations, Final Instructions and any written instructions which the Organisers issue for the race meeting. **.MSA Permits: 28487/8.**

### RACE MEETING OFFICIALS

MSA STEWARD  
D.A.Ward

CLERKS OF COURSE  
J.Floyd (Chief)  
A.Cox J.Smith

CLUB STEWARDS  
V.Ayres L.Jones

TIMEKEEPERS  
T.Stevens (Chief)  
A.Stevens A.Hancock

SCRUTINEERS  
D.Smith C. Baker  
R.Blackmore S. Ford  
H.Fisher J. Barlow  
M. Lambkin-Smith  
J. Atkinson

INCIDENT OFFICER  
A.Bennett  
CHIEF MARSHAL  
P.Harding  
CHIEF OBSERVER  
P.Stenning

RACE RESCUE UNIT/S  
750 Motor Club

COMMENTATOR  
M.Pye

SECRETARY  
OF THE MEETING  
Robin Knight

MARSHALS  
750 Motor Club  
BMRMC & friends

BREAKDOWN UNITS  
Barrie Mills

### APPROXIMATE TIMETABLE

#### Practice sessions

Locost Championship session A	9.30
Locost Championship session B	9.50
MDS Battery RGB Championship classes A & B	10.15
MDS Battery RGB Championship class C	10.35
Austin 7 Triple Challenge	11.00
Kit Car Championship	11.20
Historic Formula Junior Championship	11.45

#### Races

1. Locost Championship – Heat 1	12.10
2. MDS Battery RGB Championship classes A & B	12.30
3. Locost Championship – Final 1	1.45
4. MDS Battery RGB Championship class C	2.10
5. Austin 7 Triple Challenge	2.35
6. Kit Car Championship	3.00
7. Historic Formula Junior Championship	3.25
8. Locost Championship – Heat 2	3.50
9. MDS Battery RGB Championship classes A & B	4.15
10. MDS Battery RGB Championship class C	4.40
11. Kit Car Championship	5.05
12. Locost Championship – Final 2	5.30

#### Races 8 & 12:

If the number of qualified cars reduces to 28 or less,  
Race 12 will not be run.

The organisers reserve the right, with the permission of the Stewards of the Meeting and/or the Clerk of Course, to change the order in which events are run and to postpone, cancel or abandon the meeting or any part thereof.



**W**elcome to the 750 Motor Club's 56<sup>th</sup> successive championship season, which kicks off today with a busy 12-race programme showcasing five formulae.

The Locost Championship, seeded at Mallory Park in 2000, attracts beginners and seasoned competitors alike. Racing among the 1300cc Ford-powered cars is always sensational here, so two heats and two finals are eagerly awaited. Defending champion Brian Mitcham, who started racing in the 1960s, squares up against 2004 runner-up Brendan Dudley and a fresh crop of title aspirants.

The absence of last year's protagonists Tim Harmer and Andy Charsley leaves the four MDS Battery RGB Championship races wide open. Darcy Smith and Jonathan Wright should star in mid-engined Radical SR4s, with Mark Falco's ADR Sport 2 and Gordon Griffin's Mission possible interlopers. Of the more conventional cars, 2003 Locost champion Tim Gray's Stuart Taylor Phoenix and series sponsor Mike Field's Fisher Fury will be quick.

Gary Goodyear, in one of Mel Coppock's interesting RAW Strikers, heads the Kit Car double-whammy, with local man Brian Dean and Jim Goodwin likely rivals.

Paul Lawrence's fast but fragile single-seater – which broke its crank in last October's Birkett Six Hour Relay season-closer - is the Austin Seven Triple Challenge favourite, but don't discount stalwarts Reg Nice and John Skeavington. Frank Tiedeman is also out, in the Ulster he's raced since the second 750 Formula championship, back in 1951!

The traditional Historic Formula Junior guest race completes the card, with former winner 'rainmeister' Simon Armer gunning for Pauls Smith and Smeeth. Veteran Derek Walker makes his front-engined Terrier go like the wind, while son-in-law Andrew Robertson's pristine Crossle 4F merits a close look in the paddock.

# Races 1/3 & 8/12

# 13 mins + 1 lap

## 750 Motor Club Locost Championship

The 750 Motor Club Locost Championship is for cars built to the same basic design and using a standard Ford 1300 cc crossflow engine, gearbox and many other standard components. All cars run with a 'control' camshaft from Kent Cams; modifications are limited to a rebore and basic 'blue-printing'. There is also a 'control' tyre, the Yokohama A539. There is free choice of spring rates and anti-roll bars; dampers must be steel-bodied and single-adjustable.



No	Name	Car	ccs	Hometown	Club	Pr Session
1	Brian Mitcham	Locost	1300	Hessett	750MC	A
2	Brendan Dudley	Locost	1300	Rosewell	750MC	B
4	Martin Gambling	Locost	1300	Leamington Spa	750MC	A
13	Stuart James	Locost	1300	Reading	750MC	B
15	Nick Lear	Locost	1300	Portishead	750MC	A
17	Tom Ballentyne	Locost	1300	Colchester	750MC	B
21	David Canham	Locost	1300	Hertford Heath	750MC	A
22	Ed Pither	Locost	1300	Coventry	750MC	B
23	Pippa Cow	Locost	1300	High Wycombe	750MC	A
24	Danny Cassar	Locost	1300	East Ham	750MC	B
25	Stephen Lansley	Locost	1300	Chalfont St Peter	750MC	A
26	Jamie Robinson	Locost	1300	Bingley	750MC	B
27	Declan McDonnell	Locost	1300	Hunsdon	750MC	A
28	David Black	Locost	1300	Gt Barr	750MC	B
29	Philip O'Halloran	Locost	1300	Hersham	750MC	A
31	Mike Shaw	Locost	1300	Camberley	750MC	B
32	Paul Cooper	Locost	1300	Wimblebury	750MC	A
34	Matt Cherrington	Locost	1300	Melksham	750MC	B
35	Aaron Bailey	Locost	1300	Harbury	750MC	A
36	Mark Glover	Locost	1300	Aston on Trent	750MC	B
37	Kevin Lucas	Locost	1300	Ilkeston	750MC	A
38	Chris Evans	Locost	1300	London	750MC	B
41	Brett Townsend	Locost	1300	Princethorpe	750MC	B
43	Mark Barlow	Locost	1300	Brierfield	750MC	A
44	Gary Parkes	Locost	1300	Lincoln	750MC	B
47	Robert Palin	Locost	1300	Mancetter	750MC	A
48	Paul Bryant	Locost	1300	Taunton	750MC	B
53	Mark Gogle	Locost	1300	Wolverhampton	750MC	A
54	Alastair Garratt	Locost	1300	Nottingham	750MC	B
55	James Hughes	Locost	1300	Somersham	750MC	A
57	Nick Day	Locost	1300	Sudbury	750MC	B
59	John Edler	Locost	1300	Shepley	750MC	A
65	Lewis Dallas	Locost	1300	Glasgow	750MC	B
66	Spencer Kemsley	Locost	1300	Tilehurst	750MC	A
67	Ernie Gushlow	Locost	1300	London	750MC	B
71	Richard Brown	Locost	1300	Swindon	750MC	A
72	Gregg Castree	Locost	1300	Wetherby	750MC	B
76	Simon Hunter	Locost	1300	Northampton	750MC	A
77	James Pinkerton	Locost	1300	Bishops Tachbrook	750MC	B
81	James Kmiecziak	Locost	1300	Grantham	750MC	A
82	Michael Page	Locost	1300	Salisbury	750MC	B
83	Paul Presgraves	Locost	1300	Yaxley	750MC	A
96	Jon Glover	Locost	1300	Coventry	750MC	B
99	Steve Kelsey	Locost	1300	Stourbridge	750MC	A

From the combined practice times, the slowest 28 go into Race 1; the others go into Race 3 which will be topped-up to 28 by the top finishers in Heat 1. The same selection process is used for Races 8 & 12, but using the drivers 2<sup>nd</sup> fastest time in practice. If the number of 'runners and riders' is 28 or less after Race 3, Race 12 will not be run.

**Races 2 & 9**

**18 mins + 1 lap**

## **MDS Battery RGB Championship**

First introduced in 2001, this Championship is for two-seater cars which must be capable of passing an MOT. Cars may be constructed specifically for the series or may be one of the many motorcycle engined cars currently available. The engines must be series-production four-stroke units and may not be modified from standard; they run in three classes; standard Fireblade engined kit cars (class C), up to 145 bhp (class B), 146 to 180 bhp and all rear-engined cars (class A). Control tyre is the Yokohama AO48R.



No	Cls	Name	Car	ccs	Hometown
10	A	James Johnson	Fisher fury	1299	Corsham
14	A	Stephen Dean	Fisher Menace	1300	Cranbrook
18	A	Doug Carter	Genesis Evo	1200	Kendal
21	A	Darcy Smith	Radical SR4	1300	Sandford
22	A	Jonathan Wright	Radical SR4	1300	Swaffham Bulbeck
24	A	Paul Haynes	Stuart Taylor Phoenix	1000	Spaldwick
26	A	Peter Hurst	Fisher Fury	1300	Halesworth
27	A	Martin Brooks	Stuart Taylor Phoenix	1200	Teddington
29	A	John Ison	MKGT1	1137	Chesterfield
37	A	Jamie Packham	Fisher Fury	1300	Henley on Thames
41	A	Neil Constable-Berry	Fisher Fury	1137	Horsford
48	A	Mark Falco	ADR Sport 2	1300	Billericay
51	A	Mark Dollimore	Fisher Fury	1137	Bromham
52	A	Rob Baldwin	BDN S2	1200	Ash
56	A	Andy Tidy	Caterham 7	1137	West Chiltington
68	A	Adrian Moore	Genesis Evo	1199	Whittlesey
71	A	Tim Pell	Genesis	1200	Bradford
75	A	Gordon Griffin	T5 Mission	1200	South Croydon
80	B	Ian Fletcher	Fletcher Hornet	1000	Huntingdon

# MDS

**Races 4 & 10**

**18 mins + 1 lap**

## **MDS Battery RGB Championship**

First introduced in 2001, this Championship is for two-seater cars which must be capable of passing an MOT. Cars may be constructed specifically for the series or may be one of the many motorcycle engined cars currently available. The engines must be series-production four-stroke units and may not be modified from standard; they run in three classes; standard Fireblade engined kit cars (class C), up to 145 bhp (class B), 146 to 180 bhp and all rear-engined cars (class A). Control tyre is the Yokohama AO48R.



<b>No</b>	<b>Cls</b>	<b>Name</b>	<b>Car</b>	<b>ccs</b>	<b>Hometown</b>
1	C	Tim Gray	Stuart Taylor Phoenix	919	Trowell
6	C	Mike Field	Fisher Fury	919	London
7	C	Tim Evans	Phoenix	919	Preston
8	C	Gordon Milner	KCW Fury	919	Dallington Green
11	C	Mike Atkinson	Stuart Taylor Phoenix	919	Hull
23	C	Chris Seaman	Fisher Fury	919	Brayton
25	C	John Cutmore	Westfield Megablade	919	Bury St Edmunds
28	C	Peter Isherwood	Sylva Phoenix	919	Edgworth
30	C	David Wale	Fisher Fury	919	Amersham
31	C	Matt Rowe	Fisher Fury	919	Shirley
32	C	Jonathan Thackray	Fisher Fury	919	Wingerworth
33	C	Richard Wise	Vortex RT	900	Hemel Hempstead
34	C	Colin Duce	Fisher Fury	893	Maidstone
36	C	Henry Carr	Fisher Fury	919	Chappel Allerton
44	C	Judi Derisley	Fisher Fury	900	Hayling Island
45	C	Charlie Gregory	Fisher Fury	919	Crawley
46	C	John Goodwin	Stuart Taylor Phoenix	900	Mosborough
50	C	Tim Hoverd	Fisher Fury	919	Fulbourn
53	C	Jay Wheals	Luego Locost	919	Wisbech
54	C	Oliver Hulme	Sylva Phoenix	996	Crawley Down
57	C	Steve Savage	Stuart Taylor Phoenix	919	Bury St Edmunds
63	C	Colin Chapman	Fisher Fury	919	Eckington
73	C	Adrian Chapman	Locoblade	919	Chippenham
88	C	Graham Hills	Fisher Fury	919	Teddington

# **MDS**

## Race 5

13 mins + 1 lap

# 750 Motor Club A7 Triple Challenge

Sevens first raced in 1923. Bill Boddy kicked off the Seven Fifty Motor Club in 1939 and the first Austin 7 race (Formula 750) took place at Silverstone in 1950.

Raceworthy components became scarce and Austin 7 racing declined during the late 1970's.

### The Austin 7 Triple Challenge

is held in celebration of those pioneering days. Austin 7 racers from all eras are once again on the track displaying the traditional spirit of friendly, but resolute, competition. Handicap results are calculated after the finish by applying a performance-related allowance to each car.



No	Name	Car	ccs	Hometown
4	John Skeavington	1931 Ulster Type	747	Sutton Bonington
7	Geoffrey Brandon	A7 Sports Special	747	Starston
10	Graham Goode	1927 Sports Special	748	Ruislip
12	Nick Allen	1932 Ulster Replica	747	Elmore
13	Greg Thruston	Austin Super	750	Preston Bagot
14	Clive Bergman	Austin Seven (special)	747	Farnham
20	Darrell Woods	1930 Ulster Type	747	Woodcote
21	Alistair Frayling-Cork	A7 Special	747	Reading
23	Frank Tiedeman	Ulster	747	Up Hatherley
26	Mike Whitby	1959 Mason Special	747	Hail Weston
29	John Church	1927 Road Special	747	Welwyn Garden City
30	Tim Myall	Austin Pigsty Mk 11	747	Crowborough
31	John Everett	Austin Ulster	747	Haverfordwest
32	David Whetton	A7 Mouse Racer	747	Wimbourne
55	Reg Nice	Austin 7 Ulster Sports	747	
71	Paul Lawrence	1934 A7 SS Supersnort	747	Beechamwell

The A7 Triple Challenge enjoys sponsorship from:-

**PIGSTY A7 RACING SERVICES**

**01342-870988**

**ROD YATES COACHBUILDING**


**01435-813609**

**BROOKLANDS BHP ROLLING ROAD**

**01932-400567**

**BANTAM TRAILER DESIGNS**

**01296-483861**





# Races 6 & 11

# 13 mins + 1 lap

## 750 Motor Club Kit Car Championship

The 750 Motor Club Kit Car Championship is for Genuine 'production' kit cars. Chassis and bodywork materials and the design concept may not be changed. Cars must be capable of passing an MoT test. Engines must be production-car based, with a maximum of 3500cc and a separate class (B) for 1800cc Ford Zetec engines. Multi-valve engines are included within limits & engine tuning is restricted. Gearbox and diff must be from a production car. The control tyre is the Yokohama AO32R/AO48R. Rim width is 6" or 7" depending upon class.



No	Cls	Name	Car	ccs	Hometown
2	A	Gary Goodyear	Raw Striker	1600	Penistone
4	A	Brian Dean	Sylva	1700	Leicester
6	B	Jim Goodwin	Sylva Phoenix	1800	Lichfield
14	A	Bruce Brown	Luego Locost	2000	Sudbury
16	A	Anton Landon	Westfield SE	1700	Nantwich
17	A	Dave Roberts	Sylva Phoenix	1600	Hull
18	A	Clive Turner	Gemini	3000	Sandiacre
19	B	Nigel Brown	Sylva Phoenix	1800	Great Barr
20	B	Mark Conroy	Fisher Fury	1800	Sheffield
21	B	Robert Putnam	Procomp LA Gold	1800	Warley
24	A	Steve Edwards	Sylva Striker Mk2	1700	Finedon
26	B	Jonathan Weston-Taylor	Fisher Fury	1800	Chesterfield
27	B	Brian Smith	Sylva Striker	1800	Morpeth
29	B	Adrian Cooper	Sylva Striker (IRS)	1800	Aldridge
31	B	David Aspden	Sylva Striker	1800	Bradford
32	B	Andrew Ward	Sylva Striker Mk4	1800	Desborough
35	A	Stuart Richards	Vindicator Sprint	1600	Birmingham
37	A	Jamie Golby	AGM	3500	Southam
39	B	Chris Scopes	Procomp	1800	Rotherham
45	B	Rob Plummer	Sylva Striker	1800	Mossley
49	B	Ian McLaughlin	Locost	1800	Workshop
53	B	Andrew Hiley	Taydec Mk2	1800	Golcar
60	A	Andrew Sterling	Dax Rush	3615	Pennington
62	A	Nic Scott	Sylva Striker Mk2	1698	Twickenham
66	B	Jonathan Christie - Rundle	Sylva Phoenix	1800	Langley
75	A	Matthew Lewis	Razer	3500	Woking
82	B	Rob Johnston	Locost	1800	Porthill
88	B	Bryan Healey	Sylva Striker Mk2	1800	Poynton
94	A	Jeff Ball	Sylva Striker	1600	Appleton

# Which Kit?

# Race 7

# 13 mins + 1 lap

## Historic Formula Junior Championship

Organised by the Aston Martin Owners Club, the Historic Formula Junior Championship is open to single seater racing cars complying with Formula Junior (1958 – 1963) and 500cc Formula 3 (1946 – 1962). All vehicles must have competed in period and in the specification in which they race.

There are 4 classes, being:-  
A – Front engined Formula Junior cars built and raced before 31/12/1960.  
B – Rear engined Formula Junior cars built and raced before 31/12/1960.  
C - Rear and front engined Formula Junior cars built and raced between 1/1/1961 and 31/12/1963.  
D – Formula 3 500cc cars built and raced before 31/12/1962.

No	Cls	Name	Car	ccs	Hometown
4	A2	Derek Walker	Terrier Mk IV	1100	Hale
7	A2	Duncan Rabagliati	Alexis HF1	998	Wimbledon
11	A	David Stevenson	Mallock U2 Mk2	1100	Chichester
14	A2	Crispian Besley	Elva	1095	Gayton
19	A2	Rob Manger	Elva 100	1089	Worthing
43	B	Douglas Martin	Elva 200	1096	Tyne & Wear
44	B	Andrew Robertson	Crossle 4F	1100	Aston On Trent
48	B	Paul Hewes	Lotus 15	1092	Troston
62	C2	Simon Armer	Cooper T59	1099	Knutsford
73	C	Peter Anstiss	Lotus20/22	1098	Preston
76	D	Nigel Challis	Cooper MK	750	Bramshaw
77	C2	Steve Smith	Cooper T59	1098	Northampton
78	C2	Paul Smeeth	Lotus 22	1100	Barholm
83	C2	Barry Westmoreland	Lotus 22	1098	Marr
92	D	Neil Hodges	Cooper Mk 8	500	Rickmansworth
98	F	John Tweedale	Elva 100	1100	Hythe



## ***Mallory Park Circuit - Lap Records 1.35***

<b>Formula</b>	<b>Class</b>	<b>Name</b>	<b>Time</b>	<b>Speed</b>	<b>Date</b>
<b>750 Formula</b>		<b>P. Myatt</b>	<b>0:52.2</b>	<b>93.1</b>	<b>27/10/91</b>
<b>750 Trophy</b>	<b>A</b>	<b>M.Roper</b>	<b>1:09.14</b>	<b>70.29</b>	<b>06/08/00</b>
	<b>B</b>	<b>D.Whetton</b>	<b>1:08.85</b>	<b>70.58</b>	<b>06/08/00</b>
	<b>C</b>	<b>R.Rowe</b>	<b>0:59.63</b>	<b>81.5</b>	<b>06/08/00</b>
	<b>D</b>	<b>K.Horan</b>	<b>1:04.11</b>	<b>75.8</b>	<b>06/08/00</b>
<b>Formula 4</b>	<b>A</b>	<b>Bob Davis</b>	<b>0:46.15</b>	<b>105.3</b>	<b>07/05/89</b>
	<b>B</b>	<b>Martin Wood</b>	<b>0:45.15</b>	<b>107.6</b>	<b>08/04/90</b>
	<b>C</b>	<b>Graham Willcox</b>	<b>0:48.39</b>	<b>100.43</b>	<b>23/03/97</b>
	<b>D</b>	<b>John Moore</b>	<b>0:49.440</b>	<b>98.3</b>	<b>30/09/01</b>
	<b>E</b>	<b>Gavin Halls</b>	<b>0:55.75</b>	<b>87.17</b>	<b>15/08/04</b>
<b>Formula Vee</b>		<b>Jeremy Clark</b>	<b>0:50.87</b>	<b>95.53</b>	<b>22/03/98</b>
<b>Kit Cars</b>	<b>A</b>	<b>Matthew Lewis</b>	<b>0:51.337</b>	<b>94.66</b>	<b>30/09/01</b>
	<b>B</b>	<b>Steve Taylor</b>	<b>0:51.15</b>	<b>95.01</b>	<b>19/10/03</b>
<b>RGB</b>	<b>A</b>	<b>James Bickley</b>	<b>0:49.427</b>	<b>98.33</b>	<b>03/06/01</b>
	<b>B</b>	<b>Martin Brooks</b>	<b>0:51.145</b>	<b>95.02</b>	<b>03/06/01</b>
	<b>C</b>	<b>Martin Brooks</b>	<b>0:57.38</b>	<b>84.65</b>	<b>10/08/03</b>
<b>Roadsports</b>	<b>A</b>	<b>Phil Gladman</b>	<b>0:51.324</b>	<b>94.69</b>	<b>31/10/99</b>
	<b>B</b>	<b>Ian Jones</b>	<b>0:53.1</b>	<b>91.53</b>	<b>27/03/95</b>
	<b>C</b>	<b>Kevin Ginger</b>	<b>0:55.43</b>	<b>87.67</b>	<b>31/05/98</b>
<b>Caterhams</b>	<b>A</b>	<b>Keith Dunn</b>	<b>0:49.96</b>	<b>97.27</b>	<b>28/03/99</b>
	<b>B</b>	<b>Shaun Lynn</b>	<b>0:51.98</b>	<b>93.5</b>	<b>15/08/04</b>
	<b>C</b>	<b>Thomas Quarendon</b>	<b>0:54.47</b>	<b>89.22</b>	<b>15/08/04</b>
<b>Hot Hatch</b>	<b>A</b>	<b>Guy Foulger</b>	<b>0:53.841</b>	<b>90.27</b>	<b>11/03/01</b>
	<b>B</b>	<b>Andy McLennan</b>	<b>0:54.51</b>	<b>88.67</b>	<b>09/03/03</b>
	<b>C</b>				
<b>Stock Hatch</b>		<b>Tony Scarlett</b>	<b>0:56.82</b>	<b>85.53</b>	<b>09/03/03</b>
<b>Locost</b>		<b>Simon Read</b>	<b>0:56.93</b>	<b>85.37</b>	<b>19/10/03</b>



## 750 Motor Club Locost

### Provisional Results - Race 1 - Heat

Pl	No	Cl	Name	Car	Laps	Time	Behind	MPH	Best Lap on	MPH
1	15	LC	Nick LEAR	Locost	9	8:56.72		81.50	57.87	3 83.98
2	71	LC	Richard BROWN	Locost	9	8:58.84	2.12	81.17	58.13	7 83.61
3	47	LC	Robert PALIN	Locost	9	9:01.17	4.45	80.82	58.62	4 82.91
4	2	LC	Brendan DUDLEY	Locost	9	9:01.81	5.09	80.73	58.57	6 82.98
5	13	LC	Stuart JAMES	Locost	9	9:02.37	5.65	80.65	58.90	9 82.51
6	57	LC	Nick DAY	Locost	9	9:07.28	10.56	79.92	58.99	7 82.39
7	36	LC	Mark GLOVER	Locost	9	9:08.64	11.92	79.72	58.74	3 82.74
8	82	LC	Michael PAGE	Locost	9	9:09.09	12.37	79.66	59.21	7 82.08
9	96	LC	Jon GLOVER	Locost	9	9:11.18	14.46	79.36	59.77	6 81.31
10	43	LC	Mark BARLOW	Locost	9	9:13.87	17.15	78.97	59.93	8 81.09
11	17	LC	Tom BALLENTYNE	Locost	9	9:13.93	17.21	78.96	59.53	6 81.64
12	58	LC	Adam WHITE	Locost	9	9:15.05	18.33	78.80	59.70	3 81.41
13	76	LC	Simon HUNTER	Locost	9	9:15.25	18.53	78.78	59.78	9 81.30
14	32	LC	Paul COOPER	Locost	9	9:15.57	18.85	78.73	59.45	9 81.75
15	25	LC	Stephen LANSLEY	Locost	9	9:16.69	19.97	78.57	59.37	9 81.86
16	66	LC	Spencer KEMSLEY	Locost	9	9:23.39	26.67	77.64	59.12	4 82.21
17	31	LC	Mike SHAW	Locost	9	9:29.05	32.33	76.86	1:00.48	4 80.36
18	35	LC	Aaron BAILEY	Locost	9	9:32.07	35.35	76.46	1:01.63	4 78.86
19	22	LC	Ed PITHER	Locost	9	9:42.31	45.59	75.11	1:02.74	6 77.46
20	65	LC	Lewis DALLAS	Locost	8	9:05.61	1 Lap	71.26	1:06.01	8 73.63
21	67	LC	Ernie GUSHLOW	Locost	8	9:10.87	1 Lap	70.58	1:05.37	8 74.35
22	44	LC	Gary PARKES	Locost	7	9:41.52	2 Laps	58.50	1:00.76	7 79.99

#### Not-Classified

34	LC	Matt CHERRINGTON	Locost	7	7:13.90	DNF	78.41	59.23	4 82.05
59	LC	John EDLER	Locost	3	3:23.25	DNF	71.73	1:03.60	2 76.42
23	LC	Pippa COW	Locost	0		Starter	0		

#### Non-Starters

21	LC	David CANHAM	Locost						
38	LC	Chris EVANS	Locost						
77	LC	James PINKERTON	Locost						

#### Fastest Lap

15	LC	Nick LEAR	Locost					57.87	3 83.98
----	----	-----------	--------	--	--	--	--	-------	---------

Red flag after 10:22. Results declared at 9 laps.

Start Time : 12:04

Mallory Park

20 Mar 05 12:23

Clerk of Course:  12.30	Time Issued:	Chief Timekeeper: 
--	--------------	---

THESE RESULTS REMAIN PROVISIONAL FOR A MINIMUM OF 30 MINUTES FROM THE TIME OF ISSUE

Results produced on HS Sports Timing and Results Systems



## MDS Battery RGB

### Provisional Results - Race 2 - Class A & B

Pl	No	Cl	Name	Car	Laps	Time	Behind	MPH	Best Lap on	MPH
1	37	BEA	Jamie PACKHAM	Fisher Fury	22	18:58.54		93.91	14	96.18
2	71	BEA	Tim PELL	Genesis	22	19:21.26	22.72	92.07	3	97.22
3	56	BEA	Andy TIDY	Caterham 7	22	19:23.28	24.74	91.91	21	94.17
4	22	BEA	Jonathan WRIGHT	Radical SR4	22	19:40.09	41.55	90.60	21	93.00
5	21	BEA	Darcy SMITH	Radical SR4	22	19:45.66	47.12	90.18	16	92.62
6	10	BEA	James JOHNSON	Fisher fury	22	19:46.16	47.62	90.14	15	92.40
7	26	BEA	Peter HURST	Fisher Fury	22	19:48.39	49.85	89.97	9	92.62
8	75	BEA	Gordon GRIFFIN	T5 Mission	21	18:59.87	1 Lap	89.54	8	92.62
9	18	BEA	Doug CARTER	Genesis Evo	21	19:04.68	1 Lap	89.16	17	93.57
10	51	BEA	Mark DOLLIMORE	Fisher Fury	21	19:16.65	1 Lap	88.24	10	90.84
11	29	BEA	John ISON	MKGT1	21	19:21.91	1 Lap	87.84	18	89.97
12	41	BEA	Neil CONSTABLE-BERRY	Fisher Fury	21	19:34.43	1 Lap	86.90	3	90.47
13	80	BEB	Ian FLETCHER	Fletcher Hornet	18	19:49.61	4 Laps	73.54	18	89.50

#### Not-Classified

27	BEA	Martin BROOKS	Stuart Taylor Phoenix	21	18:02.72	DNF	94.26	50.07	11	97.06
----	-----	---------------	-----------------------	----	----------	-----	-------	-------	----	-------

#### Non-Starters

14	BEA	Stephen DEAN	Fisher Menace
24	BEA	Paul HAYNES	Stuart Taylor Phoenix

#### Fastest Lap

71	BEA	Tim PELL	Genesis	49.99	3	97.22
80	BEB	Ian FLETCHER	Fletcher Hornet	54.30	18	89.50

Start Time : 12:28

Mallory Park


20 Mar 05 12:48

Clerk of Course:

 13.00

Time Issued:

Chief Timekeeper:



THESE RESULTS REMAIN PROVISIONAL FOR A MINIMUM OF 30 MINUTES FROM THE TIME OF ISSUE

Results produced on HS Sports Timing and Results Systems



## 750 Motor Club Locost

### Provisional Results - Race 3 - Final

Pl	No	Cl	Name	Car	Laps	Time	Behind	MPH	Best Lap on	MPH
1	1	LC	Brian MITCHAM	Locost	15	14:31.83		83.62	57.31	4 84.80
2	27	LC	Declan McDONNELL	Locost	15	14:37.16	5.33	83.11	57.43	5 84.62
3	37	LC	Kevin LUCAS	Locost	15	14:38.57	6.74	82.98	57.18	8 84.99
4	41	LC	Brett TOWNSEND	Locost	15	14:40.70	8.87	82.78	57.46	9 84.58
5	4	LC	Martin GAMBLING	Locost	15	14:40.85	9.02	82.76	57.63	5 84.33
6	26	LC	Jamie ROBINSON	Locost	15	14:42.48	10.65	82.61	57.77	12 84.13
7	71	LC	Richard BROWN	Locost	15	14:43.32	11.49	82.53	57.37	7 84.71
8	15	LC	Nick LEAR	Locost	15	14:43.48	11.65	82.51	57.54	13 84.46
9	54	LC	Alastair GARRATT	Locost	15	14:54.16	22.33	81.53	57.68	7 84.26
10	47	LC	Robert PALIN	Locost	15	14:54.82	22.99	81.47	57.54	7 84.46
11	2	LC	Brendan DUDLEY	Locost	15	14:54.98	23.15	81.45	57.86	9 84.00
12	48	LC	Paul BRYANT	Locost	15	14:57.89	26.06	81.19	57.55	7 84.45
13	72	LC	Gregg CASTREE	Locost	15	14:58.59	26.76	81.13	57.46	9 84.58
14	36	LC	Mark GLOVER	Locost	15	15:08.17	36.34	80.27	58.79	5 82.67
15	57	LC	Nick DAY	Locost	15	15:08.40	36.57	80.25	58.82	5 82.62
16	13	LC	Stuart JAMES	Locost	15	15:08.56	36.73	80.24	58.74	6 82.74
17	83	LC	Paul PRESGRAVES	Locost	15	15:15.26	43.43	79.65	58.83	6 82.61
18	17	LC	Tom BALLENTYNE	Locost	15	15:23.12	51.29	78.97	58.95	11 82.44
19	58	LC	Adam WHITE	Locost	15	15:23.44	51.61	78.94	59.68	15 81.43
20	25	LC	Stephen LANSLEY	Locost	15	15:23.87	52.04	78.91	59.65	6 81.48
21	76	LC	Simon HUNTER	Locost	15	15:25.47	53.64	78.77	59.46	5 81.74
22	32	LC	Paul COOPER	Locost	14	14:46.01	1 Lap	76.79	59.55	5 81.61
23	28	LC	David BLACK	Locost	14	14:47.96	1 Lap	76.63	57.85	7 84.01
<b>Not-Classified</b>										
24	LC	Danny CASSAR	Locost	9	8:51.19	DNF	82.34	57.39	9	84.68
81	LC	James KMIECIAK	Locost	7	6:57.96	DNF	81.4	57.79	5	84.10
96	LC	Jon GLOVER	Locost	7	7:16.02	DNF	78.02	59.86	3	81.19
43	LC	Mark BARLOW	Locost	4	4:16.25	DNF	75.86	1:00.05	2	80.93
82	LC	Michael PAGE	Locost	4	4:23.06	DNF	73.9	59.25	2	82.03
<b>Fastest Lap</b>										
37	LC	Kevin LUCAS	Locost						57.18	8 84.99

Start Time : 13:44

Mallory Park

20 Mar 05 13:59

Clerk of Course:  
*A. S. Cox* 14/08

Time Issued:

Chief Timekeeper:  
*[Signature]*

THESE RESULTS REMAIN PROVISIONAL FOR A MINIMUM OF 30 MINUTES FROM THE TIME OF ISSUE



## MDS Battery RGB

### Provisional Results - Race 4 - Class C

Pl	No	Cl	Name	Car	Laps	Time	Behind	MPH	Best Lap on	MPH
1	1	BEC	Tim GRAY	Stuart Taylor Phoenix						
2	23	BEC	Chris SEAMAN	Fisher Fury						
3	8	BEC	Gordon MILNER	KCW Fury						
4	7	BEC	Tim EVANS	Phoenix						
5	88	BEC	Graham HILLS	Fisher Fury						
6	57	BEC	Steve SAVAGE	Stuart Taylor Phoenix						
7	11	BEC	Mike ATKINSON	Stuart Taylor Phoenix						
8	6	BEC	Mike FIELD	Fisher Fury						
9	28	BEC	Peter ISHERWOOD	Sylva Phoenix						
10	30	BEC	David WALE	Fisher Fury						
11	25	BEC	John CUTMORE	Westfield Megablade						
12	63	BEC	Colin CHAPMAN	Fisher Fury						
13	44	BEC	Judi DERISLEY	Fisher Fury						
14	73	BEC	Adrian CHAPMAN	Locoblade						

#### Not-Classified

31	BEC	Matt ROWE	Fisher Fury
54	BEC	Oliver HULME	Sylva Phoenix
34	BEC	Colin DUCE	Fisher Fury

#### Non-Starters

32	BEC	Jonathan THACKRAY	Fisher Fury
36	BEC	Henry CARR	Fisher Fury
45	BEC	Charlie GREGORY	Fisher Fury
46	BEC	John GOODWIN	Stuart Taylor Pheniox
50	BEC	Tim HOVERD	Fisher Fury
53	BEC	Jay WHEALS	Luego Locost

#### Fastest Lap

1	BEC	Tim GRAY	Stuart Taylor Phoenix	50.78	3	95.71
---	-----	----------	-----------------------	-------	---	-------

Start Time : 14:30

Mallory Park

20 Mar 05 15:10

Clerk of Course:

Time Issued:

Chief Timekeeper:

THESE RESULTS REMAIN PROVISIONAL FOR A MINIMUM OF 30 MINUTES FROM THE TIME OF ISSUE

Results produced on HS Sports Timing and Results Systems



## Austin 7 Triple Challenge

### Provisional Results - Race 5

Pl	No	Cl	Name	Car	Laps	Time	Behind	MPH	Best Lap on	MPH
1	10	A7	Graham GOODE	1927 Sports Special	13	15:54.51		66.19	1:11.54	8 67.93
2	32	A7	David WHETTON	A7 Mouse Racer	13	15:55.37	0.86	66.13	1:11.69	8 67.79
3	21	A7	Alistair FRAYLING-CORK	Austin 7 Special	13	16:13.01	18.50	64.93	1:13.26	12 66.34
4	26	A7	Keith WHITBY	1959 Mason Special	13	16:13.11	18.60	64.93	1:13.19	7 66.40
5	55	A7	Reg NICE	Austin 7 Ulster Sports	13	16:25.71	31.20	64.10	1:13.68	13 65.96
6	71	A7	Paul LAWRENCE	1934 A7 SS Supersnort	12	16:24.26	1 Lap	59.25	1:13.17	3 66.42
7	14	A7	Clive BERGMAN	Austin Seven (special)	11	16:20.32	2 Laps	54.53	1:26.43	11 56.23
8	23	A7	Frank TIEDEMAN	Ulster	11	17:05.45	2 Laps	52.13	1:28.70	7 54.79
9	29	A7	John CHURCH	1927 Road Special	10	16:02.69	3 Laps	50.48	1:30.82	10 53.51
10	24	A7	Nigel CHALLIS		10	16:05.01	3 Laps	50.36	1:32.81	4 52.37
<b>Not-Classified</b>										
	20	A7	Darrell WOODS	1930 Ulster Type	12	14:04.89	DNF	69.03	1:05.78	4 73.88
	31	A7	John EVERETT	Austin Ulster	12	15:40.81	DNF	61.99	1:16.18	12 63.80
	12	A7	Nick ALLEN	1932 Ulster Replica	4	12:16.90	DNF	26.38	1:21.00	2 60.00
	7	A7	Geoffrey BRANDON	A7 Sports Special	4	4:39.01	DNF	69.67	1:06.47	4 73.12
	13	A7	Greg THRUSTON	Austin Super	2	3:53.36	DNF	41.65	2:01.63	2 39.96
<b>Non-Starters</b>										
	30	A7	Tim MYALL	Austin Pigsty Mk 11						
	4	A7	John SKEAVINGTON	1931 Ulster Type						
<b>Fastest Lap</b>										
	20	A7	Darrell WOODS	1930 Ulster Type					1:05.78	4 73.88

Start Time : 14:54

Mallory Park

20 Mar 05 15:12

Clerk of Course: A.S.C. 15.21	Time Issued:	Chief Timekeeper: S
----------------------------------	--------------	------------------------

THESE RESULTS REMAIN PROVISIONAL FOR A MINIMUM OF 30 MINUTES FROM THE TIME OF ISSUE

Results produced on HS Sports Timing and Results Systems





## Which Kit? Kit Cars

### Provisional Results - Race 6

Pl	No	Cl	Name	Car	Laps	Time	Behind	MPH	Best Lap on	MPH
1	53	KCB	Andrew HILEY	Taydec Mk2	13	11:18.59		93.10	51.13	3 95.05
2	60	KCA	Andrew STERLING	Dax Rush	13	11:30.88	12.29	91.45	51.65	13 94.09
3	2	KCA	Gary GOODYEAR	Raw Striker	13	11:31.31	12.72	91.39	51.56	7 94.26
4	31	KCB	David ASPDEN	Sylva Striker	13	11:35.33	16.74	90.86	52.00	3 93.46
5	20	KCB	Mark CONROY	Fisher Fury	13	11:35.64	17.05	90.82	52.29	2 92.94
6	75	KCA	Matthew LEWIS	Razer	13	11:39.28	20.69	90.35	52.60	5 92.40
7	6	KCB	Jim GOODWIN	Sylva Phoenix	13	11:39.91	21.32	90.27	52.30	6 92.93
8	88	KCB	Bryan HEALEY	Sylva Striker Mk2	13	11:49.69	31.10	89.02	52.92	4 91.84
9	22	KCA	Mark ALEXANDER-WILLIAMS	Sylva Phoenix	13	11:51.17	32.58	88.84	52.26	5 93.00
10	32	KCB	Andrew WARD	Sylva Striker Mk4	13	11:51.53	32.94	88.79	53.26	6 91.25
11	82	KCB	Rob JOHNSTON	Locost	13	11:52.65	34.06	88.66	53.58	10 90.71
12	19	KCB	Nigel BROWN	Sylva Phoenix	13	11:56.08	37.49	88.23	53.54	11 90.77
13	21	KCB	Robert PUTNAM	Procomp LA Gold	13	11:57.34	38.75	88.08	53.56	10 90.74
14	26	KCB	Jonathan WESTON-TAYLOR	Fisher Fury	13	12:00.88	42.29	87.64	53.07	12 91.58
15	39	KCB	Chris SCOPES	Procomp	13	12:01.20	42.61	87.60	52.52	12 92.54
16	27	KCB	Brian SMITH	Sylva Striker	13	12:08.02	49.43	86.78	54.56	12 89.08
17	18	KCA	Clive TURNER	Gemini	12	11:26.78	1 Lap	84.92	55.43	4 87.68
18	49	KCB	Ian McLAUGHLIN	Locost	12	11:50.24	1 Lap	82.11	54.83	6 88.64
19	24	KCA	Steve EDWARDS	Sylva Striker Mk2	12	11:51.30	1 Lap	81.99	56.59	11 85.88
20	14	KCA	Bruce BROWN	Luego Locost	12	11:54.19	1 Lap	81.66	56.72	11 85.68
21	17	KCA	Dave ROBERTS	Sylva Phoenix	12	11:59.68	1 Lap	81.04	57.50	8 84.52
22	94	KCA	Jeff BALL	Sylva Striker	12	12:00.16	1 Lap	80.98	57.83	9 84.04
<b>Not-Classified</b>										
38	KCA	Tony ABSOLOM	Sylva Striker	13	11:40.22	DNF	90.23	52.34	13 92.85	
29	KCB	Adrian COOPER	Sylva Striker (IRS)	10	9:25.64	DNF	85.92	54.47	10 89.22	
45	KCB	Rob PLUMMER	Sylva Striker	7	6:36.73	DNF	85.75	53.19	6 91.37	
66	KCB	Jonathan CHRISTIE-RUNDLE	Sylva Phoenix	6	5:30.09	DNF	88.34	53.01	5 91.68	
<b>Non-Starters</b>										
16	KCA	Anton LANDON	Westfield SE							
89	KCA	Mark MATTHEWS	Marloin 5EXi							
<b>Fastest Lap</b>										
53	KCB	Andrew HILEY	Taydec Mk2					51.13	3	95.05
2	KCA	Gary GOODYEAR	Raw Striker					51.56	7	94.26

No 38 not running at time of red flag

Start Time : 15:18

Mallory Park

20 Mar 05 15:39

Clerk of Course:

*R.B.* 15 50

Time Issued:

Chief Timekeeper:

*[Signature]*

THESE RESULTS REMAIN PROVISIONAL FOR A MINIMUM OF 30 MINUTES FROM THE TIME OF ISSUE



## Historic Formula Junior

### Provisional Results - Race 7

Pl	No	Cl	Name	Car	Laps	Time	Behind	MPH	Best Lap on	MPH
1	83	JC2	Barry WESTMORELAND	Lotus 22	16	14:26.54		89.74	52.23	13 93.05
2	77	JC2	Steve SMITH	Cooper T59	16	14:30.62	4.08	89.32	52.59	13 92.41
3	62	JC2	Simon ARMER	Cooper T59	16	14:42.18	15.64	88.15	53.94	11 90.10
4	78	JC2	Paul SMEETH	Lotus 22	16	14:42.66	16.12	88.10	53.77	10 90.38
5	31	JB	Neil DAWS	Lotus 15	16	14:57.96	31.42	86.60	54.89	8 88.54
6	11	JA2	David STEVENSON	Mallock U2 Mk2	16	15:08.12	41.58	85.63	55.60	12 87.41
7	10	JA2	Brian MITCHAM	Lola Mk2	16	15:11.38	44.84	85.32	55.12	14 88.17
8	4	JA2	Derek WALKER	Terrier Mk IV	16	15:13.44	46.90	85.13	55.10	11 88.20
9	48	JB	Paul HEWES	Lotus 15	15	14:57.92	1 Lap	81.19	57.90	11 83.94
10	7	JA2	Duncan RABAGLIATI	Alexis HF1	15	15:15.15	1 Lap	79.66	59.55	11 81.61
11	44	JB	Andrew ROBERTSON	Crossle 4F	14	14:44.59	2 Laps	76.92	1:00.63	9 80.16
12	98	JF	John TWEEDALE	Elva 100	14	15:11.84	2 Laps	74.62	1:02.12	5 78.24
13	19	JA2	Rob MANGER	Elva 100	14	15:26.63	2 Laps	73.43	1:04.47	9 75.38
14	43	JB	Douglas MARTIN	Elva 200	14	16:09.70	2 Laps	70.17	58.72	8 82.77
<b>Not-Classified</b>										
	14	JA2	Crispian BESLEY	Elva	3	3:23.13	DNF	71.78	1:00.36	2 80.52
<b>Non-Starters</b>										
	92	JD	Neil HODGES	Cooper Mk 8						
<b>Fastest Lap</b>										
	83	JC2	Barry WESTMORELAND	Lotus 22					52.23	13 93.05
	31	JB	Neil DAWS	Lotus 15					54.89	8 88.54
	4	JA2	Derek WALKER	Terrier Mk IV					55.10	11 88.20
	98	JF	John TWEEDALE	Elva 100					1:02.12	5 78.24

Start Time : 15:59

Mallory Park

20 Mar 05 16:18

Clerk of Course: <i>Q &amp; Co</i> 16-20	Time Issued:	Chief Timekeeper: <i>[Signature]</i>
---	--------------	--------------------------------------

THESE RESULTS REMAIN PROVISIONAL FOR A MINIMUM OF 30 MINUTES FROM THE TIME OF ISSUE



## MDS Battery RGB

### Provisional Results - Race 9 - Class A & B

Pl	No	Cl	Name	Car	Laps	Time	Behind	MPH	Best Lap on	MPH
1	27	BEA	Martin BROOKS	Stuart Taylor Phoenix	22	18:44.33		95.10	50.19	12 96.83
2	37	BEA	Jamie PACKHAM	Fisher Fury	22	19:04.67	20.34	93.41	50.77	8 95.73
3	22	BEA	Jonathan WRIGHT	Radical SR4	22	19:33.70	49.37	91.10	52.21	16 93.09
4	10	BEA	James JOHNSON	Fisher fury	22	19:34.12	49.79	91.06	52.01	9 93.44
5	56	BEA	Andy TIDY	Caterham 7	22	19:34.48	50.15	91.04	52.10	16 93.28
6	26	BEA	Peter HURST	Fisher Fury	21	18:49.31	1 Lap	90.37	52.75	9 92.13
7	18	BEA	Doug CARTER	Genesis Evo	21	18:50.08	1 Lap	90.31	51.26	16 94.81
8	21	BEA	Darcy SMITH	Radical SR4	21	18:56.81	1 Lap	89.78	52.95	11 91.78
9	14	BEA	Stephen DEAN	Fisher Menace	21	18:57.44	1 Lap	89.73	53.12	9 91.49
10	51	BEA	Mark DOLLIMORE	Fisher Fury	21	19:08.61	1 Lap	88.86	52.92	21 91.84
11	41	BEA	Neil CONSTABLE-BERRY	Fisher Fury	21	19:35.60	1 Lap	86.82	54.35	18 89.42
12	80	BEB	Ian FLETCHER	Fletcher Hornet	20	18:50.06	2 Laps	86.01	55.34	10 87.82
13	75	BEA	Gordon GRIFFIN	T5 Mission	19	19:28.26	3 Laps	79.04	51.29	3 94.76

#### Non-Starters

24	BEA	Paul HAYNES	Stuart Taylor Phoenix
29	BEA	John ISON	MKGT1
71	BEA	Tim PELL	Genesis

#### Fastest Lap

27	BEA	Martin BROOKS	Stuart Taylor Phoenix	50.19	12	96.83
80	BEB	Ian FLETCHER	Fletcher Hornet	55.34	10	87.82

Start Time : 16:20

Mallory Park

20 Mar 05 16:39

Clerk of Course:

*A.S. G.* 16.46

Time Issued:

Chief Timekeeper:

THESE RESULTS REMAIN PROVISIONAL FOR A MINIMUM OF 30 MINUTES FROM THE TIME OF ISSUE



## MDS Battery RGB

### Provisional Results - Race 10 - Class C

PI	No	CI	Name	Car	Laps	Time	Behind	MPH	Best Lap on	MPH
1	1	BEC	Tim GRAY	Stuart Taylor Phoenix	22	19:06.67		93.24	50.78	11 95.71
2	6	BEC	Mike FIELD	Fisher Fury	22	19:10.40	3.73	92.94	50.83	20 95.61
3	7	BEC	Tim EVANS	Phoenix	22	19:18.70	12.03	92.28	51.39	16 94.57
4	8	BEC	Gordon MILNER	KCW Fury	22	19:18.82	12.15	92.27	51.57	15 94.24
5	11	BEC	Mike ATKINSON	Stuart Taylor Phoenix	22	19:28.66	21.99	91.49	51.70	11 94.00
6	31	BEC	Matt ROWE	Fisher Fury	22	19:35.37	28.70	90.97	51.99	7 93.48
7	57	BEC	Steve SAVAGE	Stuart Taylor Phoenix	22	19:47.47	40.80	90.04	51.54	11 94.30
8	25	BEC	John CUTMORE	Westfield Megablade	22	19:53.34	46.67	89.60	52.66	10 92.29
9	30	BEC	David WALE	Fisher Fury	22	19:54.22	47.55	89.53	52.73	22 92.17
10	54	BEC	Oliver HULME	Sylva Phoenix	21	19:13.27	1 Lap	88.50	52.44	16 92.68
11	88	BEC	Graham HILLS	Fisher Fury	21	19:37.88	1 Lap	86.65	51.04	19 95.22
12	36	BEC	Henry CARR	Fisher Fury	21	19:41.45	1 Lap	86.39	53.99	21 90.02
13	28	BEC	Peter ISHERWOOD	Sylva Phoenix	19	19:20.91	3 Laps	79.54	53.26	11 91.25
14	44	BEC	Judi DERISLEY	Fisher Fury	19	19:41.49	3 Laps	78.16	58.85	18 82.58
15	73	BEC	Adrian CHAPMAN	Locoblade	18	20:09.45	4 Laps	72.33	1:04.73	12 75.08
<b>Not-Classified</b>										
	23	BEC	Chris SEAMAN	Fisher Fury	11	9:58.82	DNF	89.28	51.04	4 95.22
<b>Non-Starters</b>										
	32	BEC	Jonathan THACKRAY	Fisher Fury						
	34	BEC	Colin DUCE	Fisher Fury						
	45	BEC	Charlie GREGORY	Fisher Fury						
	46	BEC	John GOODWIN	Stuart Taylor Pheniox						
	50	BEC	Tim HOVERD	Fisher Fury						
	53	BEC	Jay WHEALS	Luego Locost						
	63	BEC	Colin CHAPMAN	Fisher Fury						
<b>Fastest Lap</b>										
	1	BEC	Tim GRAY	Stuart Taylor Phoenix				50.78	11	95.71

Start Time : 16:46

Mallory Park

20 Mar 05 17:05


Clerk of Course:

Time Issued:

Chief Timekeeper:

THESE RESULTS REMAIN PROVISIONAL FOR A MINIMUM OF 30 MINUTES FROM THE TIME OF ISSUE

Results produced on HS Sports Timing and Results Systems



## Which Kit? Kit Cars

### Provisional Results - Race 11

Pl	No	Cl	Name	Car	Laps	Time	Behind	MPH	Best Lap on	MPH
1	53	KCB	Andrew HILEY	Taydec Mk2	16	13:54.08		93.23	11	94.88
2	31	KCB	David ASPDEN	Sylva Striker	16	14:05.66	11.58	91.95	11	93.48
3	2	KCA	Gary GOODYEAR	Raw Striker	16	14:05.80	11.72	91.94	11	94.87
4	20	KCB	Mark CONROY	Fisher Fury	16	14:08.72	14.64	91.62	13	93.23
5	75	KCA	Matthew LEWIS	Razer	16	14:09.11	15.03	91.58	11	94.20
6	60	KCA	Andrew STERLING	Dax Rush	16	14:13.58	19.50	91.10	15	93.73
7	22	KCA	Mark ALEXANDER-WILLIAMS	Sylva Phoenix	16	14:15.75	21.67	90.87	10	93.03
8	6	KCB	Jim GOODWIN	Sylva Phoenix	16	14:16.40	22.32	90.80	12	92.96
9	39	KCB	Chris SCOPES	Procomp	16	14:32.11	38.03	89.16	6	92.01
10	82	KCB	Rob JOHNSTON	Locost	16	14:34.91	40.83	88.88	16	90.72
11	26	KCB	Jonathan WESTON-TAYLOR	Fisher Fury	16	14:42.26	48.18	88.14	11	92.36
12	21	KCB	Robert PUTNAM	Procomp LA Gold	16	14:43.37	49.29	88.03	11	91.03
13	19	KCB	Nigel BROWN	Sylva Phoenix	16	14:46.89	52.81	87.68	9	91.80
14	27	KCB	Brian SMITH	Sylva Striker	15	14:02.60	1 Lap	86.52	14	90.03
15	29	KCB	Adrian COOPER	Sylva Striker (IRS)	15	14:03.03	1 Lap	86.47	15	89.70
16	18	KCA	Clive TURNER	Gemini	15	14:16.97	1 Lap	85.07	6	88.57
17	49	KCB	Ian McLAUGHLIN	Locost	15	14:26.31	1 Lap	84.15	6	88.36
18	24	KCA	Steve EDWARDS	Sylva Striker Mk2	15	14:39.20	1 Lap	82.92	14	88.85
19	14	KCA	Bruce BROWN	Luego Locost	15	14:40.14	1 Lap	82.83	13	88.93
20	94	KCA	Jeff BALL	Sylva Striker	15	14:49.42	1 Lap	81.96	14	85.71
21	17	KCA	Dave ROBERTS	Sylva Phoenix	14	14:01.70	2 Laps	80.84	9	85.73

#### Not-Classified

45	KCB	Rob PLUMMER	Sylva Striker	0		Starter	0
88	KCB	Bryan HEALEY	Sylva Striker Mk2	0		Starter	0

#### Non-Starters

16	KCA	Anton LANDON	Westfield SE
32	KCB	Andrew WARD	Sylva Striker Mk4
38	KCA	Tony ABSOLOM	Sylva Striker
66	KCB	Jonathan CHRISTIE-RUNDLE	Sylva Phoenix
89	KCA	Mark MATTHEWS	Marloin 5EXi

#### Fastest Lap

53	KCB	Andrew HILEY	Taydec Mk2	51.22	11	94.88
2	KCA	Gary GOODYEAR	Raw Striker	51.23	11	94.87

Start Time : 17:17

Mallory Park

20 Mar 05 17:38

Clerk of Course:

*[Signature]* 17 40

Time Issued:

Chief Timekeeper:

*[Signature]*

THESE RESULTS REMAIN PROVISIONAL FOR A MINIMUM OF 30 MINUTES FROM THE TIME OF ISSUE

Results produced on HS Sports Timing and Results Systems