








750 Motor Club




Brands Hatch
10th & 11th Jun '06




MotorSportVision

Brands Hatch
Official Programme - £2.50



Programme Amendments

10/Jun - 11/Jun/06

Brands Hatch

Please add the following:

Formula

Formula 4

Kit Cars

Locost

Morgans

MR2

SAXMAX

Westfield

No	Cls	Driver	Car
83	C	Thomas Monk	Van Diemen RF87
29	A	Adis Piric	Marlin 5Exi
85		James O'Donnell	Locost
28	D	Sharlie Goddard	Morgan + 8
49	C	Phillip Goddard	Morgan + 8
77	B	Chris Stewart	Toyota MR2 MK2
9		Liam Hamilton	Citroen Saxo
18		Nina Jo Atkinson	Citroen Saxo
20		Peter Daglish	Westfield SE
25		Jon Morton	Westfield
36		Jonathan Young	Westfield Zetec



This meeting is held under the General Regulations of the MSA (incorporating the provisions of the International Sporting Code of the FIA) and the Supplementary Regulations, Final Instructions and any written instructions which the Organisers issue for the race meeting. **MSA Permits: 34288/34289**

RACE MEETING OFFICIALS

MSA STEWARD
V.Parrott

CLERKS OF COURSE
J.Floyd V.Ayres
J.Smith A.Cox

CLUB STEWARDS
R.Clements E.Minhinnick

TIMEKEEPERS
T.Stevens (Chief)
A.Stevens S.Driver

SCRUTINEERS
S.Ford (Chief)
D.Smith H.Fisher
P.Jaggard C.Baker
M.Lambkin-Smith A.Billett

INCIDENT OFFICER
A.Bennett
CHIEF MARSHAL
P.Harding
CHIEF OBSERVER
P.Stenning

RACE RESCUE UNIT/S
750 Motor Club

COMMENTATOR
M.Pye

SECRETARY
OF THE MEETING
Robin Knight

MARSHALS
750 Motor Club
BMRMC & friends

BREAKDOWN UNITS
D & G Cars

Saturday 10th June

1.	MDS Battery RGB Championship all classes	9.00
2.	750MC Formula Vee Championship session A	9.25
3.	750MC Formula Vee Championship session B	9.50
4.	Polleysport/Yokohama SAXMAX Championship	10.15
5.	750MC Austin 7 Triple Challenge	10.40
6.	MR2 Challenge	11.05
7.	2006 BARC Westfield Sportscar Championship	11.30
8.	Polleysport/Yokohama SAXMAX Championship	11.55

Races (*= green flag lap)

	Time	
1.	MDS Battery RGB Championship classes A & B	1.10
2.	750MC Formula Vee Championship Heat*	1.40
3.	MDS Battery RGB Championship class C	2.10
4.	750MC Austin 7 Triple Challenge	2.40
5.	MR2 Challenge	3.10
6.	MDS Battery RGB Championship classes A & B	3.40
7.	750MC Formula Vee Championship Final*	4.10
8.	2006 BARC Westfield Sportscar Championship*	4.40
9.	MDS Battery RGB Championship class C	5.10
10.	Polleysport/Yokohama SAXMAX Championship	5.40

Sunday 11th June

1.	Morgan Motor Co Challenge	10.00
2.	Which Kit? Kit Car Championship	10.25
3.	750MC Locost Championship session A	10.50
4.	750MC Locost Championship session B	11.15
5.	Polleysport/Yokohama SAXMAX Championship	11.40
6.	750MC Formula 4 Championship	12.05

Races (*= green flag lap)

	Time	
11.	750MC Formula Vee Championship Heat*	12.30
12.	Morgan Motor Co Challenge*	1.45
13.	750MC Formula Vee Championship Final*	2.30
14.	750MC Locost Championship Heat	3.00
15.	Which Kit? Kit Car Championship	3.30
16.	Polleysport/Yokohama SAXMAX Championship	4.00
17.	750MC Formula 4 Championship*	4.30
18.	750MC Locost Championship Final	5.00

The organisers reserve the right, with the permission of the Stewards of the Meeting and/or the Clerk of Course, to change the order in which events are run and to postpone, cancel or abandon the meeting or any part thereof.

Races 1 & 6

13 mins + 1 lap

MDS Battery RGB Championship

First introduced in 2001, this Championship is for two-seater cars which must be capable of passing an MOT. Cars may be constructed specifically for the series or may be one of the many motorcycle engined cars currently available. The engines must be series-production four-stroke units and may not be modified from standard; they run in three classes; standard Fireblade engined kit cars (class C), up to 145 bhp (class B), 146 to 180 bhp and all rear-engined cars (class A). Control tyre is the Yokohama AO48R.



No	cls	Driver	Car Details	ccs	Hometown
3	A	Jonathan Wright	Radical SR4	1300	Cambridge
10	A	James Johnson	Fisher fury	1299	Corsham
21	A	Doug Carter	Genesis Evo	1200	Kendal
27	A	Martin Brooks	Stuart Taylor Phasar	1200	
41	A	Neil Constable-Berry	Fisher Fury	1137	Norwich
51	A	Mark Dollimore	Fisher Fury	1137	Chippenham
52	A	Rob Baldwin	BDN S2	1200	Aldershot
68	A	Adrian Moore	Pell Genesis Evo	1200	Peterborough
71	A	Tim Pell	Genesis EVO	1200	Bradford
75	A	Gordon Griffin	T5 Mission	1200	South Croydon
99	A	Steve Robinson	Genesis RR06	1200	Bingley
43	B	Paul Rogers	Stuart Taylor Phoenix	998	Attleborough
61	B	Mike Allen	Tiger Avon	1100	Cambridge

For practice, these cars will be joined by those in class C, from Races 3 & 9.

MDS

Races 2/7 & 11/13

13 mins + 1 lap

750 Motor Club Formula Vee Championship

The 750 Motor Club Formula Vee championship is ideal for beginner and 'expert' alike, looking for competitive single seater racing on a low budget. It has been run by the 750 Motor Club since 1980 and is probably the cheapest way to go single seater racing in the UK. Engine, gearbox and much of the suspension and braking system is from the VW 1300 Beetle and this, along with a Dunlop 'control' tyre puts the emphasis on driver ability to win races.

No	Driver	Car Details	ccs	Hometown
2	Martyn Donn	Scarab	1300	Salford Priors
8	John Hughes	Leystone AHS JH002	1300	Bristol
15	Steve Ough	AHS Challenger	1300	Shipley
22	Stephen Glasswell	Storm SF1	1300	Bury St Edmunds
40	Charlie Reilly	Sheane	1300	Wickford
44	Christopher Mather	Sheane Mk2	1300	Witney
45	William Burnett	Storm	1300	Fordcombe
48	Tim Probert	Storm FF1	1300	Richmond
49	Richard Honick	Sheane Mk 3'	1300	Solihull
50	John Townshend	Sheane Mk2	1300	Colchester
56	Alan Catterall	Sheane	1300	Forest Row
60	Robert Higgins	Sheane 98	1300	Arundel
65	John Bennett	Venom Mk1	1300	Guildford
66	Martin Galpin	GAC 01	1300	Colchester
68	Roger Bellingham	Scarab	1300	Aylesbury
69	Niall McCarthy	Storm SF1	1300	Bishops Stortford
73	Jason Wilkinson	Leystone	1300	Chesterfield
85	Tony Dowson	Sheane	1300	London
99	Gethin Jones	Spyder	1300	Sheffield

The above drivers are in the first Vee practice session.

From the combined times the slowest 28 go into Race 2, the remainder into Race 7 which will be topped up to 28 by the top finishers in Race 2.

On Sunday the same principle applies but using the 2nd fastest time in practice.



Races 2/7 & 11/13

13 mins + 1 lap

750 Motor Club Formula Vee Championship

The 750 Motor Club Formula Vee championship is ideal for beginner and 'expert' alike, looking for competitive single seater racing on a low budget.

It has been run by the 750 Motor Club since 1980 and is probably the cheapest way to go single seater racing in the UK.

Engine, gearbox and much of the suspension and braking system is from the VW 1300 Beetle and this, along with a Dunlop 'control' tyre puts the emphasis on driver ability to win races.



No	Driver	Car Details	ccs	Hometown
4	Jake Oliveira	Storm FS1	1300	Brackley
5	Daniel Hands	AHS Challenger	1300	Bicester
6	Paul Smith	GAC 02	1300	Grays
7	Ian Buxton	GAC01/Daghorn	1300	Staffs
10	Simon Robinson	Storm Daghorn	1300	Darlington
14	Sam Oliveira	Sheane	1300	Brackley
16	James Birch	Storm SF1	1300	Rickmansworth
23	Graham Kiddy	Ray Bowles	1300	Cambridge
30	Martin Farmer	GAC 03	1300	Castle Bromwich
33	Ryan Lindsay	AHS Challenger	1300	Coventry
34	Glyn Davies	Royale RP31M	1300	Doncaster
37	Adrian Weston	Leastone	1300	Farnhamsurrey
39	Peter Gregory	Sheane FV96	1300	Chelmsford
47	Paul Curran	Scarab Mk2	1300	Cannock
51	Ben Evans	Scarab	1300	Bristol
53	John Bowles	Ray 97	1300	Sevenoaks
59	Bill Stenning	Spyder	1300	Woking
67	Paul Taylor	Scarab Mk2	1300	East Grinstead
87	Warren Smith	Storm SF1	1300	
88	David Lavington	Sheane Mk1	1300	Mayfield

The above drivers are in the second Vee practice session.

Races 3 & 9


13 mins + 1 lap

MDS Battery RGB Championship

First introduced in 2001, this Championship is for two-seater cars which must be capable of passing an MOT. Cars may be constructed specifically for the series or may be one of the many motorcycle engined cars currently available. The engines must be series-production four-stroke units and may not be modified from standard; they run in three classes; standard Fireblade engined kit cars (class C), up to 145 bhp (class B), 146 to 180 bhp and all rear-engined cars (class A). Control tyre is the Yokohama AO48R.

No	cls	Driver	Car Details	ccs	Hometown
1	C	Tim Gray	Stuart Taylor Phoenix	919	Trowell
6	C	Mike Atkinson	Stuart Taylor Phasar	919	Preston
7	C	Mike Field	Fisher Fury	919	London
11	C	Chris Seaman	Fisher Fury	919	Selby
14	C	Gordon Milner	STM Phaser	918	Dallington Green
15	C	John Cutmore	Westfield Megablade	919	Bury St Edmunds
23	C	David Wale	Fisher Fury Fireblade	919	Amersham
25	C	Derek Jones	Fisher Fury	919	Norwich
29	C	Martin Roberts	Fisher Fury	919	Towcester
31	C	Matt Rowe	Fisher Fury	919	Winchester
34	C	Colin Duce	Fisher Fury	893	Maidstone
36	C	Henry Carr	Fisher Fury	919	Leeds
42	C	Simon Mayne	MK Indy	919	Northallerton
44	C	Judi Derisley	Fisher Fury	900	Hayling Island
46	C	John Goodwin	Stuart Taylor Phoenix	919	Sheffield
50	C	Tim Hoverd	Fisher Fury	919	Cambridge
54	C	Oliver Hulme	Sylva Phoenix	919	Crawley
59	C	Pete Rope	Stuart Taylor Phoenix	919	London
63	C	Colin Chapman	Fisher Fury	919	Eckington
69	C	Jonathan Thackray	Fisher Fury	919	Chesterfield
77	C	Phil Alcock	Pulsar Blade	899	Lutterworth

The above are practising with classes A & B of RGB, but are racing separately.



MDS

Race 4

13 mins + 1 lap

750 Motor Club A7 Triple Challenge

Sevens first raced in 1923. Bill Boddy kicked off the Seven Fifty Motor Club in 1939 and the first Austin 7 race (Formula 750) took place at Silverstone in 1950. Raceworthy components became scarce and Austin 7 racing declined during the late 1970's. The Austin 7 Triple Challenge is held in celebration of those pioneering days. Austin 7 racers from all eras are once again on the track displaying the traditional spirit of friendly, but resolute, competition. Handicap results are calculated after the finish by applying a performance-related allowance to each car.



No	Driver	Car Details	ccs	Hometown
1	Graham Goode	Austin 7	748	Ruislip
4	John Skeavington	Austin Ulster	750	Loughborough
5	Antony Feltham-White	Austin 7 Sports	747	Kent
7	Paul Lawrence	1934 A7 SS Supersnort	750	Swaffham
12	Nick Allen	1932 Ulster Replica	747	Elmore
13	Gregan Thruston	Austin Super Accessories	747	Henley In Arden
18	Graham Chambers	Austin Ulster	750	Canterbury
20	Darrell Woods	1930 Ulster Type	750	Reading
21	Al Frayling-Cork	Austin 7 Special	747	Reading
22	Nigel Challis	Austin 7	750	Hampshire
23	Frank Tiedeman	Austin Ulster	750	Cheltenham
26	Mike Whitby	Austin 7 Mason Special	749	St Neots
27	Gordon Tasker	A7 Special	747	Penarth
28	Stewart Arklay	Austin 7 Ulster Special	750	Winscombe
30	Tim Myall	Austin 7	750	Crowborough
31	John Everett	Austin Ulster	747	Haverfordwest
32	David Whetton	A7 Mouse Racer	747	Salisbury
50	John Church	A7 Rivet Special	747	Welwyn Garden City
75	Mike Peck	Austin 7	750	Biggin Hill

The A7 Triple Challenge enjoys sponsorship from:-

CASTOL CLASSIC OILS
PIGSTY A7 RACING SERVICES
ROD YATES COACHBUILDING

01954 231668
01342-870988
01435-813609

Race 5**13 mins + 1 lap****MR2 Challenge**

No	cls	Driver	Car	ccs	Hometown
1	B	Patrick Mortell	MR2 MK2	2000	Kenilworth
2	A	Kevin Poole	MR2 MK1	1600	Clifton
3	A	James O'Neill	MR2 MK1	1600	Kingstone
5	A	Ady Stimpson	MR2 MK1	1600	Bestwood
6	B	Clive Morphett	MR2 MK2	2000	Lepton
7	A	Robert Howes	MR2 MK1	1600	Denver
9	A	Jonathan Grimes	MR2 MK1	1600	Ascot
14	A	Karen Phillips	MR2 MK1	1600	Worcester
17	A	Paul Barber	MR2 MK1	1600	Southwold
22	A	Mark Mailer	MR2 MK1	1600	Noah Bridge
23	A	Sarah Wherry	MR2 MK1	1600	Grimsby
33	A	Neil Glynn	MR2 MK1	1600	Loughborough
34	A	Chris Dunnett	MR2 MK1	1600	Felixstowe
35	A	Iain Morton	MR2 MK1	1600	London
36	A	Rob Alman	MR2 MK1	1600	Telford
46	A	Daniel Gatt	MR2 MK1	1600	Slough
47	A	Brian Gatt	MR2 MK1	1600	Cipenham
58	C	David Litchfield	MR2 MK1	1600	Battersea
64	A	Liam O'Toole	MR2 MK1	1600	Kirkstall
78	A	George Taylor	MR2 MK1	1600	Pennsylvania
79	A	Richard Pearson	MR2 MK1	1600	Spilsby
80	A	Sam Maher Loughnan	MR2 MK1	1600	Cork
88	A	Steve Woolfe	MR2 MK1	1600	Prestwich

Race 8

13 mins + 1 lap

2006 BARC Westfield Sportscar Championship

No	Driver	Car Details	ccs	Hometown
2	Nick Flowers	Westfield SEi	1800	Banstead
4	Matt Flowers	Westfield SEi	1800	Banstead
11	Peter Chattin	Westfield	1800	Bromsgrove
12	Thomas Robinson	Westfield	1800	Hemel Hempstead
14	Seamus Harding	Westfield	1800	Wokingham
16	Troy Robinson	Westfield	1800	Leicester
18	Nicholas Sinfield	Westfield	1800	London
22	Geoff Fairburn	Westfield SE	1800	Swindon
23	Paul Taberner	Westfield SE Wide	1800	Milton Keynes
24	Simon Pryke	Westfield	1800	Grantham
36	Jon Chappell	Westfield SEi	1800	Staines
42	Brian Small	Westfield	1800	Droitwich
66	Mark Andrew Curtis	Westfield	1800	Martock
81	Didier Prongue	Westfield	1800	London

PROVISIONAL POINTS AFTER ROUND 5 DONINGTON PARK 7th MAY

Matthew FLOWERS	69
Nick FLOWERS	69
Jonathan YOUNG	63
Thomas ROBINSON	52
Simon PRYKE	50
Nicholas SINFIELD	50
Andy MOWBRAY	42
Seamus HARDING	36
Brian SMALL	33
Geoff FAIRBURN	31
Troy ROBINSON	28
Peter DAGLISH	25
Didier PRONGUE	24
Paul TABERNER	24
Andrew SPENCER	22
Martin GARTSIDE	15
Geriant REES	11




Races 10 & 16

10 mins + 1 lap

750 MC **SAXMAX** Championship

New for 2006 is the 750 Motor Club's championship for Junior drivers, aged 14 – 17 years. The car chosen is the Citroen Saxo VTR with very strict limitations on tuning and very specific safety features in accordance with MSA and FIA standards. The cars run with a control Piper camshaft, a control ECU and all run on the Yokohama A539 tyre supplied by George Polley Motorsport.

No	Driver	Car Details	ccs	Hometown
2	Tommy Davison	Citroen Saxo	1600	Burntwood
4	Leyton Clarke	Citroen Saxo	1600	Bray
5	Liam McMillan	Citroen Saxo	1600	Wisbech
6	Jason Timberlake	Citroen Saxo	1600	Southampton
8	Joe McMillan	Citroen Saxo	1600	Wisbech
9	Liam Hamilton	Citroen Saxo	1600	Ipswich
10	Jake Farndon	Citroen Saxo	1600	Coventry
11	Matthew Venn	Citroen Saxo	1600	Evesham
12	Sam Walmsley	Citroen Saxo	1600	Dewsbury
15	Craig Varney	Citroen Saxo	1600	Coventry
16	Henry Pickering	Citroen Saxo	1600	Leicester
21	David Ratcliff	Citroen Saxo	1600	Leatherhead
22	Daniel Brown	Citroen Saxo	1600	Billericay
23	Robert Brown	Citroen Saxo	1600	Billericay
25	Joe Hopkins	Citroen Saxo	1600	Loughborough
28	Andrew Tibbs	Citroen Saxo	1600	Spalding
34	Joe Ferguson	Citroen Saxo	1600	Dunmow
72	Cassey Watson	Citroen Saxo	1600	Evesham
95	Amy Scarisbrick	Citroen Saxo	1600	Ormskirk



ADVAN

YOKOHAMA

POLLEYSPOORT

Race 12

28 mins + 1 lap

Morgan Motor Company Challenge

The Morgan Motor Company Challenge began in its present form in 1990, since when it has been proud to have had the support of the Morgan Motor Co Ltd., manufacturers of this great British sports car. The championship is open to all road-going, 4-wheeled Morgans and is divided into five classes encompassing both standard and modified cars. Class A is fully modified Plus 8 cars up to 4600ccs. Class B is Plus 8 up to 3999cc, Plus 4 and 4/4 up to 2350ccs; Class C is standard Plus 8 up to 3999ccs; Class D is Plus 8 up to 3600ccs; Class E is production 4 cylinder Morgans.

No	cls	Driver	Car Details	ccs	Hometown
1	C6	Simon Orebi Gann	Morgan Roadster	2995	Hurstpierpoint
2	A	Richard Lloyd	Morgan + 8	4500	Ringwood
7	D	Mary Lindsay	Morgan + 8	3528	Colchester
8	C8	Leigh Sebba	Morgan + 8	3900	Essex
10	B	Peter Henry	Morgan + 8	3900	Andover
11	D	David James	Morgan + 4	2200	Harrow
13	B	Chris Acklam	Morgan + 8	3999	Ashford
16	B	Richard Plant	Morgan + 8	3900	
17	D	Jack Bellinger	Morgan	3528	
19	B	B Syndercombe	Morgan + 8	3900	Bexleyheath
20	C6	Ulrich Vierhaus	Morgan Roadster	2967	Reading
29	A	Keith Ahlers	Morgan + 8	4599	Jersey
33	D	Mark Gilbert Smith	Morgan + 4	1994	London
34	B	Peter Sargeant	Morgan + 8	3900	Herefordshire
37	B	Tony Lees	Morgan + 8	3900	Leics
54	B	Peter Horsman	Morgan + 8	3999	Latimer
59	A	Christopher Williams	Morgan + 8	4600	Buckhurst Hill
65	B	Andy Green	Morgan + 8	3996	Chinnor
66	C6	Andrew Thompson	Morgan Roadster	2967	Bristol
72	C6	Russell Paterson	Morgan Roadster	2967	Crieff
73	C6	John Emberson	Morgan Roadster	2967	Herts
78	C6	Roger Whiteside	Morgan Roadster	2967	Reading

Races 14/18

13 mins + 1 lap

750 Motor Club Locost Championship

The 750 Motor Club Locost Championship is for cars built to the same basic design and using a standard Ford 1300 cc crossflow engine, gearbox and many other standard components. All cars run with a 'control' camshaft from Kent Cams; modifications are limited to a rebore and basic 'blue-printing'. There is also a 'control' tyre, the Yokohama A539. There is free choice of spring rates and anti-roll bars; dampers must be steel-bodied and single-adjustable.

No	Driver	Car Details	ccs	Hometown
1	Declan McDonnell	Locost	1300	Hertford
3	Brian Mitcham	Locost	1300	Bury St Edmunds
9	Nick Lear	Locost	1300	Bristol
14	Martin Gambling	Locost	1300	Leamington Spa
17	Rob Fitter	Locost	1300	Horsham
20	Aaron Bailey	Locost	1300	Leamington Spa
22	Ed Pither	Locost	1300	Wolvey
29	Kit Lawson	Locost	1300	Somerton
30	Lynfel Owen	Locost	1300	Stratford-Upon-Avon
31	Samir Abid	Locost	1300	Leamington Spa
33	Andy Shepherd	Locost	1300	Tadley
34	Mark Barlow	Locost	1300	Nelson
42	Kelvin Foy	Locost	1300	Buckingham
43	Simon Wood	Locost	1300	Cambridge
48	Paul Bryant	Locost	1300	Taunton
56	David Bartholomew	Locost	1300	Reading
67	Ernie Gushlow	Locost	1300	Lee
69	Spencer Lyon	Locost	1300	Bicester
72	Gregg Castree	Locost	1300	Milton Keynes
75	Glenn Boyer	Locost	1300	Bridgwater
83	Paul Presgraves	Locost	1300	Peterborough

The above drivers are in the first Locost practice session.



Races 14/18

13 mins + 1 lap

750 Motor Club Locost Championship

The 750 Motor Club Locost Championship is for cars built to the same basic design and using a standard Ford 1300 cc crossflow engine, gearbox and many other standard components. All cars run with a 'control' camshaft from Kent Cams; modifications are limited to a rebore and basic 'blue-printing'. There is also a 'control' tyre, the Yokohama A539. There is free choice of spring rates and anti-roll bars; dampers must be steel-bodied and single-adjustable.



No	Driver	Car Details	ccs	Hometown
2	Brendan Dudley	Locost	1300	Rosewell
8	Alastair Garratt	Locost	1300	Nottingham
12	Dickie Brown	Locost	1300	
13	Matt Cherrington	Locost	1300	Melksham
15	Mark Glover	Locost	1300	Derby
21	Jason Gibbons	Locost	1300	Bristol
24	Danny Cassar	Locost	1300	East Ham
25	Stephen Lansley	Locost	1300	Gerrards Cross
26	Richard Jenkins	Locost	1300	Norwich
27	Karen Shepherd	Locost	1300	Tadley
28	David Black	Locost	1300	Gt Barr
47	Robert Palin	Locost	1300	Nuneaton
51	Dougie Hannah	Locost	1300	Edinburgh
53	Mark Gogle	Locost	1300	Wolverhampton
57	Jeff Gouch	Locost	1300	Newcastle Upon Tyne
62	Peter Brown	Locost	1300	Bromham
71	Victoria Pickles	Locost	1300	Louth
74	Garry Brandon	Locost	1300	Hitchin
77	James Pinkerton	Locost	1300	Leamington Spa
87	Adam White	Locost	1300	Stockport

The above drivers are in the second Locost practice session.

From the combined times the slowest 32 go into Race 14, the remainder into Race 18 which will be topped up to 32 by the top finishers in Race 14.

Race 15**Which Kit?****13 mins + 1 lap****750 Motor Club Kit Car Championship**

The 750 Motor Club Kit Car Championship is for Genuine 'production' kit cars. Chassis and bodywork materials and the design concept may not be changed. Cars must be capable of passing an MoT test. Engines must be production-car based, with a maximum of 3500cc and a separate class (B) for 1800cc Ford Zetec engines. Multi-valve engines are included within limits & engine tuning is restricted. Gearbox and diff must be from a production car. The control tyre is the Yokohama AO32R/AO48R. Rim width is 6" or 7" depending upon class.



No	cls	Driver	Car Details	ccs	Hometown
4	A	Gary Goodyear	Raw Striker	1600	Penistone
7	A	Mark Alexander - Williams	Sylva Phoenix	1600	Dunmow
9	B	Anton Landon	Westfield SE	1800	Nantwich
10	B	Jonathan Weston-Taylor	Fisher Fury	1800	Derbyshire
11	B	Mark Conroy	Raw Striker	1800	Sheffield
12	B	Steve Taylor	Stuart Taylor Phasar	1800	Cambridge
13	A	Paul Boyd	Sylva Striker	1600	Sandy
15	B	Andrew Owen	Sylva Phoenix	1800	Welwyn Garden City
18	B	Nigel Brown	Sylva Phoenix	1800	Great Barr
19	A	Brian Dean	Sylva Phoenix	1700	Leicester
21	B	Adrian Cooper	Sylva Mojo 2	1800	Walsall
23	B	Paul Harvey	Stuart Taylor Phoenix	1800	Bracknell
24	B	Clive Hudson	Sylva Phoenix	1800	Northampton
34	A	Roger Brown	Sylva Mk4	1700	Northampton
36	A	Ian Kempson	MK Indy	1600	Minshull Vernon
39	B	Chris Scopes	Procomp LA Gold	1800	Rotherham
41	B	Darren Sansum	Sylva Striker	1800	Northampton
53	B	Andy Hiley	Taydec Mk2	1800	Golcar
60	A	Charles Sterling	Dax Rush	3640	Sandy
62	A	Nic Scott	Sylva Striker Mk2	1698	Twickenham
75	A	Matthew Lewis	Razer	3500	Woking
77	B	Carl Swift	Pro Comp LA Gold	1800	Sheffield
86	B	Stephen Bell	Sylva Striker	1800	Bradford
89	A	Mark Matthews	Marlin 5EXi	1600	Crediton
90	B	Simon Childs	Sylva Phoenix	1800	Northampton

Race 17

13 mins + 1 lap

750 Motor Club Formula 4 Championship

Single seaters running in 5 classes.
Class A: Cars built after 1/1/95.
Class B: 1/1/90 – 31/12/04.
Class C: 1/1/83 – 31/12/89.
Class D: pre 1.1.83.
Class E: Pre '01 Ford Zetec.
Engines: Ford CVH, Ford 1800 Zetec in both FF Zetec and modified form, motorcycle engines, Pinto & VW Polo.
All classes are limited to 4-speed (or standard box in the bike-engined cars) plus mandatory reverse; these are racing gearboxes with freedom of choice of ratios. Avon control compound slicks; wets are free.



No	cls	Driver	Car Details	ccs	Hometown
4	A	Damon Bland	Mygale US2000	1800	Tewkesbury
5	A	Steve Patania	Van Diemen RF04	1800	Doncaster
8	E	Malcolm Scott	Van Diemen RF00	1800	Upminster
10	E	Peter Allen	Van Diemen RF00	1796	Brentwood
12	A	Chris Lewis	Comtec F4	1800	Bedale
23	A	Nick Barnett	Mygale US2000	1800	Ashford
24	A	Paul Young	Revelation	750	Bingley
25	E	Simon Emmerson	Van Diemen RF98	1800	Hook
26	B	Chris Vinal	Van Diemen RF94	1000	Axminster
29	E	Chris Timms	Van Diemen 96	1800	Tamworth
34	E	Jennifer Scott	Van Diemen RF99	1800	Barking
42	C	Richard Hypher	Van Diemen RF86	1600	Wantage
44	A	John Bentley	Revelation 750	750	Ilkley
57	A	Steve Savage	Van Diemen RG95	2000	Bury St. Edmunds
61	B	Chris Kite	Dallara 493	1800	Bracknell
80	C	Peter Monk	Lotus FVL	1600	Woodbridge
88	A	Graham Hills	Revelation	750	Teddington

Go Racing - how?

It's a lot easier than you might think.

1. Get a Race Licence, issued by the Motor Sports Association (MSA).
2. Join the 750 Motor Club
3. Register for a championship or race series

1. Getting a Race Licence:

Apply to the MSA for a "Go Racing – Driver Pack"; this will include a Race Licence Application Form, a Medical Form to be completed by your GP and a useful video outlining some of the things you will come across in your ARDS Course (*what's an ARDS Course?*). The Association of Racing Driving Schools, which are situated at most of the race circuits in the UK, run one-day courses which include theory tests of your basic knowledge of motor sport (flag signals etc) and a practical 'test' of your ability to drive safely around a circuit. On the assumption that you pass your ARDS course and your GP (or another Doctor) is happy with your physical condition, you can then apply to the MSA for your National B Race Licence. When you get your licence, you will also get a copy of the MSA Year Book (commonly called the Blue Book). This contains all the General Regulations of the MSA some of which, like section Q – Safety, is essential reading; other bits will send you to sleep at night!

2. Join the 750 Motor Club:

Download a membership form (note that this is separate from registering for a championship/series).

3. Register for a Championship/Race Series:

Download the regulations and registration form.

Costs (for 2006) :

MSA 'Go Racing' Pack	£45
ARDS Course	£225
MSA National B Licence	£45
750 Motor Club Membership	£45
Championship Registration	£50

Other Considerations:

You will have to have the correct safety clothing (overalls, gloves, helmet); bear in mind that the standards for these are reviewed each year. It's probably advisable to wait until you have your copy of the current 'Blue Book' before committing to the expense; it also ensures that you are not sold something which is not eligible in car racing – helmets are a prime example.

Oh, and I suppose you'll need to have a race car as well!









Useful Contact:

MSA, Motor Sports House, Riverside Park, Colnbrook, Slough. SL3 0HG.
Tel: 01753 765000. Website – msauk.org.

Compiled by Robin Knight – 750 Motor Club Competitions Secretary.
Tel: 01379 741641. ✉ 750MC@btconnect.com.

www.750MC.co.uk

Don't dream it - do it!



750 Motor Club Formula 4 Championship 2006

	Pts	Cls	Driver		Pts	Cls	Driver
1st	128	A	Damon Bland	4th	105	A	Chris Hodgen
2nd	112	B	Chris Vinall	5th	96	A	Steve Patania
3rd	113	A	Chris Lewis	6th	96	B	Chris Kite

750 Motor Club Formula Vee Championship 2006

	Pts	Driver		Pts	Driver
1st	135	Sam Oliveira	4th	80	Daniel Hands
2nd	88	John Hughes	5th	80	Ian Buxton
3rd	82	Jake Oliveira	6th	74	Martyn Donn

750 Motor Club RGB Championship 2006

	Pts	Cls	Driver		Pts	Cls	Driver
1st	79	A	Martin Brooks	4th	60	A	Jonathan Wright
2nd	67	C	Tim Gray	5th	56	C	John Goodwin
3rd	64	A	Gordon Griffin	6th	54	C	Derek Jones

750 Motor Club Kit Car Championship 2006

	Pts	Cls	Driver		Pts	Cls	Driver
1st	49	A	Gary Goodyear	4th	40	B	Steve Taylor
2nd	47	A	Charles Sterling	5th	39	B	Jonathan Weston-Taylor
3rd	46	B	Clive Hudson	6th	35	A	Brian Dean

750 Motor Club Locost Championship 2006

	Pts	Driver		Pts	Driver
1st	168	Declan McDonnell	4th	116	Aaron Bailey
2nd	147	Martin Gambling	5th	114	Brian Mitcham
3rd	146	Brendan Dudley	6th	113	Adam White

750 Motor Club SAXMAX Championship

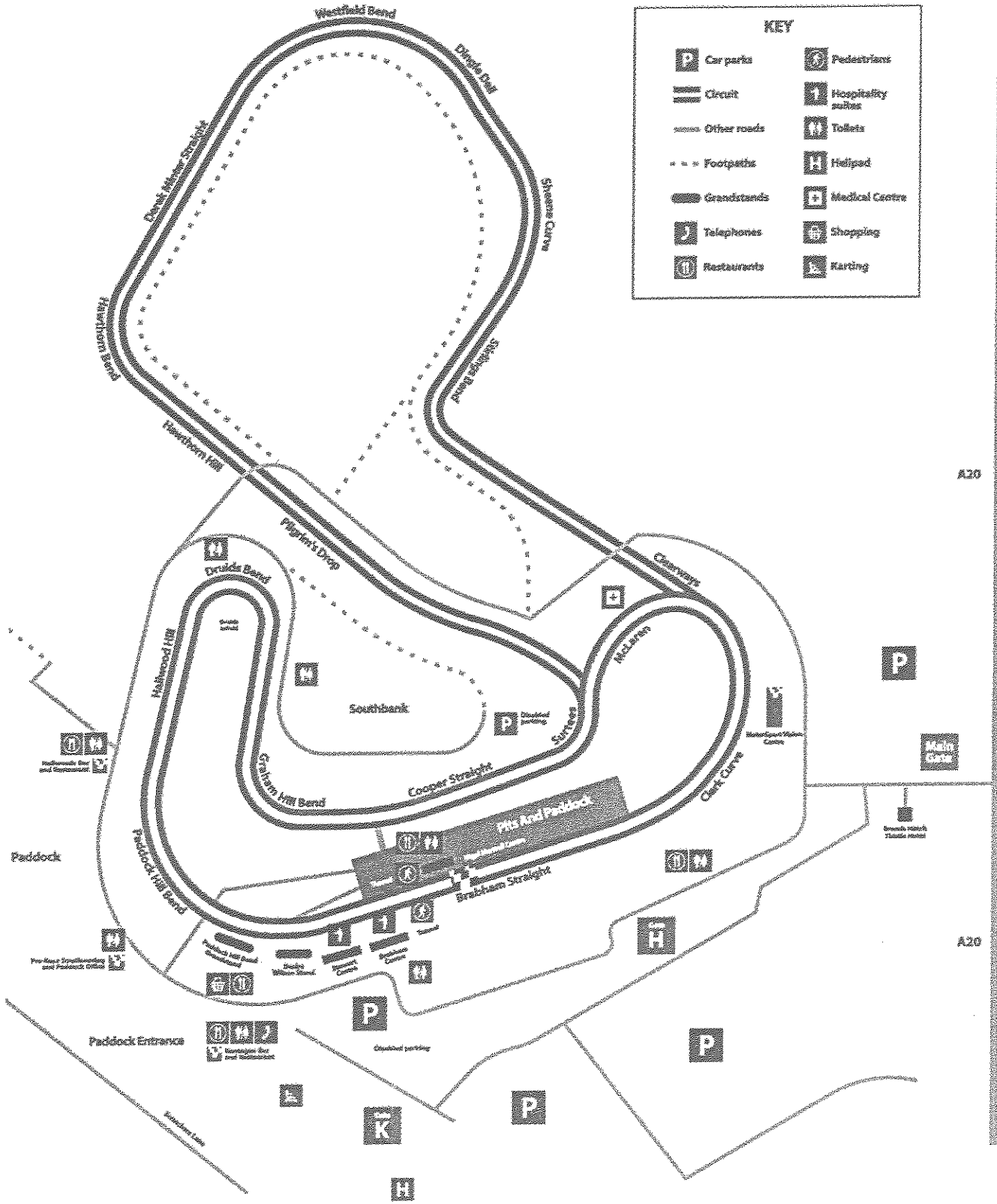
	Pts	Driver		Pts	Driver
1st	26	Liam McMillan	4th	19	Ryan Borthwick
2nd	22	Daniel Brown	5th	18	Ben Kidd
3rd	20	Andrew Tibbs	6th	17	Cassey Watson

Brands Hatch Indy Circuit - Lap Records

Formula	Class	Name	Time	Speed	Date
750 Formula		Peter Knipe	0:53.527	82.46	28/04/2002
750 Trophy	A	Edward Bradley	1:08.054	64.86	27/04/2002
	B	Nick Hayward-Cook	1:08.062	64.85	27/04/2002
	C	David Brand	1:00.39	73.10	23/04/2005
	D	Simon Frost	1:06.377	66.50	27/04/2002
Formula 4	A	Barry Pritchard	0:48.61	90.81	27/06/2004
	B	Chris Kite	0:49.75	88.73	23/04/2005
	C	Clive Yorath	0:52.44	84.18	23/04/2005
	D	Kevin Gillespie	0:51.076	86.42	28/04/2002
	E	Ian del Pizzo	0:51.51	85.70	27/06/2004
Formula Vee		Mike Jenvey	0:52.43	84.19	13/04/2003
Kit Cars	A	Gary Goodyear	0:53.65	82.28	02/04/2006
	B	Steve Taylor	0:53.78	82.08	03/05/2004
RGB	A	Andy Charsley	0:51.76	85.28	13/03/2003
	B	Mark Farthing	0:54.38	81.18	13/03/2003
	C	Mike Field	0:52.55	84.00	13/03/2003
Roadsports	A	Mal Davison	0:52.36	84.31	01/04/2006
	B	Robbie Watts	0:54.99	80.27	03/05/2004
	C	Howard Jones	0:58.03	76.07	27/06/2004
Caterhams	A	John Schneider/Keith Dunn	0:51.58	85.58	23/04/2005
	B	Howard Kaye	0:54.22	81.41	27/06/2004
	C	Terry Clark	0:55.883	78.99	28/04/2002
Hot Hatch	A	Ilsa Cox	0:54.97	80.30	01/04/2006
	B	Mark Cunningham	0:55.27	79.87	24/04/2005
	C	Andy McLennan	0:57.09	77.32	01/04/2006
Stock Hatch		Peter Felix	0:59.80	73.82	12/04/2003
Locost		Tim Gray	0:58.74	75.15	12/04/2003

Brands Indy - 1.2262 miles

Time in secs	Speed in mph	Time in secs	Speed in mph	Time in secs	Speed in mph	Time in secs	Speed in mph	Time in secs	Speed in mph	Time in secs	Speed in mph
45.00	98.10	48.00	91.97	51.00	86.56	54.00	81.75	57.00	77.44	60.00	73.57
45.10	97.88	48.10	91.77	51.10	86.39	54.10	81.60	57.10	77.31	60.10	73.45
45.20	97.66	48.20	91.58	51.20	86.22	54.20	81.45	57.20	77.17	60.20	73.33
45.30	97.45	48.30	91.39	51.30	86.05	54.30	81.30	57.30	77.04	60.30	73.21
45.40	97.23	48.40	91.20	51.40	85.88	54.40	81.15	57.40	76.90	60.40	73.08
45.50	97.02	48.50	91.02	51.50	85.71	54.50	81.00	57.50	76.77	60.50	72.96
45.60	96.81	48.60	90.83	51.60	85.55	54.60	80.85	57.60	76.64	60.60	72.84
45.70	96.59	48.70	90.64	51.70	85.38	54.70	80.70	57.70	76.50	60.70	72.72
45.80	96.38	48.80	90.46	51.80	85.22	54.80	80.55	57.80	76.37	60.80	72.60
45.90	96.17	48.90	90.27	51.90	85.05	54.90	80.41	57.90	76.24	60.90	72.48
46.00	95.96	49.00	90.09	52.00	84.89	55.00	80.26	58.00	76.11	61.00	72.37
46.10	95.76	49.10	89.90	52.10	84.73	55.10	80.11	58.10	75.98	61.10	72.25
46.20	95.55	49.20	89.72	52.20	84.57	55.20	79.97	58.20	75.85	61.20	72.13
46.30	95.34	49.30	89.54	52.30	84.40	55.30	79.82	58.30	75.72	61.30	72.01
46.40	95.14	49.40	89.36	52.40	84.24	55.40	79.68	58.40	75.59	61.40	71.89
46.50	94.93	49.50	89.18	52.50	84.08	55.50	79.54	58.50	75.46	61.50	71.78
46.60	94.73	49.60	89.00	52.60	83.92	55.60	79.39	58.60	75.33	61.60	71.66
46.70	94.53	49.70	88.82	52.70	83.76	55.70	79.25	58.70	75.20	61.70	71.54
46.80	94.32	49.80	88.64	52.80	83.60	55.80	79.11	58.80	75.07	61.80	71.43
46.90	94.12	49.90	88.46	52.90	83.45	55.90	78.97	58.90	74.95	61.90	71.31
47.00	93.92	50.00	88.29	53.00	83.29	56.00	78.83	59.00	74.82	62.00	71.20
47.10	93.72	50.10	88.11	53.10	83.13	56.10	78.69	59.10	74.69	62.10	71.08
47.20	93.52	50.20	87.93	53.20	82.98	56.20	78.55	59.20	74.57	62.20	70.97
47.30	93.33	50.30	87.76	53.30	82.82	56.30	78.41	59.30	74.44	62.30	70.86
47.40	93.13	50.40	87.59	53.40	82.67	56.40	78.27	59.40	74.32	62.40	70.74
47.50	92.93	50.50	87.41	53.50	82.51	56.50	78.13	59.50	74.19	62.50	70.63
47.60	92.74	50.60	87.24	53.60	82.36	56.60	77.99	59.60	74.07	62.60	70.52
47.70	92.54	50.70	87.07	53.70	82.20	56.70	77.85	59.70	73.94	62.70	70.40
47.80	92.35	50.80	86.90	53.80	82.05	56.80	77.72	59.80	73.82	62.80	70.29
47.90	92.16	50.90	86.73	53.90	81.90	56.90	77.58	59.90	73.69	62.90	70.18





MDS Battery RGB

Provisional Results - Race 1 - Class A/B

Pl	No	Cl	Name	Car	Laps	Time	Behind	MPH	Best Lap on	MPH
1	3	BEA	Jonathan WRIGHT	Radical SR4	16	14:04.64		83.62	3	85.14
2	71	BEA	Tim PELL	Genesis EVO	16	14:31.58	26.94	81.04	10	82.68
3	52	BEA	Rob BALDWIN	BDN S2	16	14:33.43	28.79	80.86	9	82.71
4	10	BEA	James JOHNSON	Fisher Fury	16	14:33.62	28.98	80.85	12	82.77
5	99	BEA	Steve ROBINSON	Genesis RR06	16	14:42.78	38.14	80.01	12	81.88
6	21	BEA	Doug CARTER	Genesis Evo	16	14:55.80	51.16	78.84	7	81.07
7	43	BEB	Paul ROGERS	Stuart Taylor Phoenix	16	14:56.49	51.85	78.78	14	80.57
8	51	BEA	Mark DOLLIMORE	Fisher Fury	15	14:10.55	1 Lap	77.85	5	80.19
9	41	BEA	Neil CONSTABLE-BERRY	Fisher Fury	15	14:22.87	1 Lap	76.74	9	78.18
10	61	BEB	Mike ALLEN	Tiger Avon	15	15:00.63	1 Lap	73.52	8	77.11
11	68	BEA	Adrian MOORE	Pell Genesis Evo	14	14:22.65	2 Laps	71.64	10	75.20
<u>Not-Classified</u>										
	75	BEA	Gordon GRIFFIN	T5 Mission	1	1:00.65	DNF	72.78	0	0.00
<u>Non-Starters</u>										
	27	BEA	Martin BROOKS	Stuart Taylor Phasar						
<u>Fastest Lap</u>										
	3	BEA	Jonathan WRIGHT	Radical SR4				51.85	3	85.14
	43	BEB	Paul ROGERS	Stuart Taylor Phoenix				54.79	14	80.57

Weather / Track:

Start Time : 13:05

Brands Hatch

10 Jun 06 13:19

Clerk of Course:

Time Issued:

Chief Timekeeper:

THESE RESULTS REMAIN PROVISIONAL FOR A MINIMUM OF 30 MINUTES FROM THE TIME OF ISSUE

Results produced on HS Sports Timing and Results Systems



750 Motor Club Formula Vee

Provisional Results - Race 2 - Heat

Pl	No	Cl	Name	Car	Laps	Time	Behind	MPH	Best Lap on	MPH
1	6	FV	Paul SMITH	GAC 02	8	7:29.95		78.49	54.27	2 81.34
2	15	FV	Steve OUGH	AHS Challenger	8	7:33.16	3.21	77.93	55.31	7 79.81
3	88	FV	David LAVINGTON	Sheane Mk1	8	7:33.65	3.70	77.85	54.98	2 80.29
4	53	FV	John BOWLES	Ray 97	8	7:33.78	3.83	77.82	55.25	4 79.90
5	51	FV	Ben EVANS	Scarab	8	7:38.44	8.49	77.03	55.30	4 79.82
6	48	FV	Tim PROBERT	Sheane	8	7:38.54	8.59	77.02	55.48	7 79.57
7	47	FV	Paul CURRAN	Scarab Mk2	8	7:40.13	10.18	76.75	55.68	5 79.28
8	87	FV	Warren SMITH	Storm SF1	8	7:40.24	10.29	76.73	55.78	5 79.14
* 9	* 45 *	FV	William BURNETT	Storm	8	7:47.96	18.01	75.46	54.91	5 80.39
10	16	FV	James BIRCH	Storm SF1	8	7:47.97	18.02	75.46	55.73	8 79.21
11	69	FV	Niall McCARTHY	Storm SF1	8	7:49.89	19.94	75.15	56.68	2 77.88
12	99	FV	Gethin JONES	Spyder	8	7:50.05	20.10	75.13	55.57	2 79.44
13	37	FV	Adrian WESTON	Leystone	8	7:50.11	20.16	75.12	56.37	7 78.31
14	49	FV	Richard HONICK	Sheane Mk3	8	7:50.33	20.38	75.08	56.12	5 78.66
15	40	FV	Charlie REILLY	Sheane	8	7:51.66	21.71	74.87	56.67	2 77.90
16	50	FV	John TOWNSHEND	Sheane Mk2	8	7:52.27	22.32	74.78	56.04	6 78.77
17	85	FV	Tony DOWSON	Sheane	8	7:52.31	22.36	74.77	56.88	2 77.61
18	59	FV	Bill STENNING	Spyder	8	7:52.52	22.57	74.74	55.98	4 78.86
19	44	FV	Christopher MATHER	Sheane Mk2	8	8:04.36	34.41	72.91	57.97	2 76.15
20	34	FV	Glyn DAVIES	Royale RP31M	8	8:06.39	36.44	72.61	58.51	4 75.45
21	65	FV	John BENNETT	Venom Mk1	8	8:29.96	1:00.01	69.25	1:00.38	5 73.11
22	73	FV	Jason WILKINSON	Leystone	8	8:31.46	1:01.51	69.05	1:00.17	5 73.36
23	68	FV	Roger BELLINGHAM	Scarab	7	9:29.50	1 Lap	54.26	59.62	2 74.04

Not-Classified

10	FV	Simon ROBINSON	Storm Daghorn	0		Starter	0
60	FV	Bob HIGGINS	Sheane 98	0		Starter	0

Non-Starters

33	FV	Ryan LINDSAY	AHS Challenger
39	FV	Peter GREGORY	Sheane FV96
56	FV	Alan CATTERHALL	Sheane

Fastest Lap

6	FV	Paul SMITH	GAC 02	54.27	2	81.34
---	----	------------	--------	-------	---	-------

* No 45 - MUST FIT TRANSPONDER OR MAY NOT BE TIMED IN FINAL

Weather / Track:

Start Time : 13:54

Brands Hatch

10 Jun 06 14:02

Clerk of Course:

Time Issued:

Chief Timekeeper:

THESE RESULTS REMAIN PROVISIONAL FOR A MINIMUM OF 30 MINUTES FROM THE TIME OF ISSUE

Results produced on HS Sports Timing and Results Systems



MDS Battery RGB

Provisional Results - Race 3 - Class C

Pl	No	Cl	Name	Car	Laps	Time	Behind	MPH	Best Lap on	MPH	
1	7	BEC	Mike FIELD	Fisher Fury	16	14:33.38		80.87	53.23	13	82.93
2	15	BEC	John CUTMORE	Westfield Megablade	16	14:33.94	0.56	80.82	53.40	5	82.67
3	1	BEC	Tim GRAY	Stuart Taylor Phoenix	16	14:35.15	1.77	80.71	53.40	9	82.67
4	46	BEC	John GOODWIN	Stuart Taylor Phoenix	16	14:35.65	2.27	80.66	53.32	14	82.79
5	6	BEC	Mike ATKINSON	Stuart Taylor Phasar	16	14:43.92	10.54	79.90	54.27	4	81.34
6	23	BEC	David WALE	Fisher Fury Fireblade	16	14:46.23	12.85	79.70	54.45	11	81.07
7	31	BEC	Matt ROWE	Fisher Fury	16	14:48.23	14.85	79.52	54.19	4	81.46
8	63	BEC	Colin CHAPMAN	Fisher Fury	16	14:56.74	23.36	78.76	54.83	13	80.51
9	36	BEC	Henry CARR	Fisher Fury	16	14:56.99	23.61	78.74	55.04	16	80.20
10	54	BEC	Oliver HULME	Sylva Phoenix	16	15:04.37	30.99	78.10	55.23	12	79.93
11	29	BEC	Martin ROBERTS	Fisher Fury	16	15:08.18	34.80	77.77	55.38	10	79.71
12	77	BEC	Phil ALCOCK	Pulsar Blade	16	15:08.44	35.06	77.75	55.12	16	80.09
13	50	BEC	Tim HOVERD	Fisher Fury	16	15:09.26	35.88	77.68	54.95	8	80.33
14	42	BEC	Simon MAYNE	MK Indy	16	15:20.72	47.34	76.71	55.96	15	78.88
15	25	BEC	Derek JONES	Fisher Fury	15	14:53.09	1 Lap	74.14	58.16	12	75.90
16	44	BEC	Judi DERISLEY	Fisher Fury	15	15:15.28	1 Lap	72.34	58.41	15	75.57

Not-Classified

59	BEC	Pete ROPE	Stuart Taylor Phoenix	12	11:24.61	DNF	77.38	54.90	6	80.41
11	BEC	Chris SEAMAN	Fisher Fury	12	11:39.05	DNF	75.78	54.77	7	80.60
69	BEC	Jonathan THACKRAY	Fisher Fury	6	5:38.48	DNF	78.25	54.47	5	81.04
14	BEC	Gordon MILNER	STM Phaser	4	4:27.40	DNF	66.03	58.40	2	75.59

Non-Starters

34	BEC	Colin DUCE	Fisher Fury
----	-----	------------	-------------

Fastest Lap

7	BEC	Mike FIELD	Fisher Fury	53.23	13	82.93
---	-----	------------	-------------	-------	----	-------

Weather / Track:

Start Time : 14:10

Brands Hatch

10 Jun 06 14:24

Clerk of Course:

[Signature] 14:30

Time Issued:

Chief Timekeeper:

[Signature]

THESE RESULTS REMAIN PROVISIONAL FOR A MINIMUM OF 30 MINUTES FROM THE TIME OF ISSUE



750 Motor Club Austin 7 Triple Challenge

Provisional Results - Race 4

Pl	No	Cl	Name	Car	Laps	Time	Behind	MPH	Best Lap on	MPH
1	20	A7	Darrell WOODS	1930 Ulster Type	7	8:18.42		62.00	1:09.12	5 63.86
2	75	A7	Mike PECK	Austin 7	7	8:18.67	0.25	61.97	1:08.91	5 64.06
3	4	A7	John SKEAVINTON	Austin Ulster	7	8:20.33	1.91	61.76	1:08.73	7 64.23
4	28	A7	Stewart ARKLAY	Austin 7 Ulster Special	7	8:27.07	8.65	60.94	1:09.79	3 63.25
5	12	A7	Nick ALLEN	1932 Ulster Replica	7	8:44.39	25.97	58.93	1:12.02	5 61.29
6	22	A7	Nigel CHALLIS	Austin 7	7	8:44.60	26.18	58.90	1:12.24	2 61.11
7	32	A7	David WHETTON	A7 Mouse Racer	7	8:47.29	28.87	58.60	1:12.77	7 60.66
8	30	A7	Tim MYALL	Austin 7	7	8:47.47	29.05	58.58	1:12.88	7 60.57
9	21	A7	Al FRAYLING-CORK	Austin 7 Special	7	8:57.04	38.62	57.54	1:14.03	7 59.63
10	50	A7	John CHURCH	A7 Rivet Special	7	9:12.05	53.63	55.97	1:15.48	2 58.48
11	5	A7	Antony FELTHAM-WHITE	Austin 7 Sports	7	9:12.07	53.65	55.97	1:15.71	2 58.31
12	27	A7	Gordon TASKER	A7 Special	6	8:30.72	1 Lap	51.86	1:21.37	5 54.25

Not-Classified

18	A7	Graham CHAMBERS	Austin 7 Ulster	5	6:42.08	DNF	54.89	1:11.74	3 61.53
23	A7	Frank TIEDEMAN	Austin Ulster	5	8:31.50	DNF	43.15	1:37.54	5 45.26

Non-Starters

1	A7	Graham GOODE	Austin 7
13	A7	Gregan THRUSTON	Austin Super Accessories
31	A7	John EVERITT	Austin Ulster
7	A7	Paul LAWRENCE	1934 A7 SS Supersnort

Fastest Lap

4	A7	John SKEAVINTON	Austin Ulster	1:08.73	7 64.23
---	----	-----------------	---------------	---------	---------

Weather / Track:

Start Time : 15:28

Brands Hatch

10 Jun 06 15:35

Clerk of Course:


JRB 15:37

Time Issued:

Chief Timekeeper:

[Signature]

THESE RESULTS REMAIN PROVISIONAL FOR A MINIMUM OF 30 MINUTES FROM THE TIME OF ISSUE



MR2 Challenge

Provisional Results - Race 5

Pl	No	Cl	Name	Car	Laps	Time	Behind	MPH	Best Lap on	MPH
1	58	MRC	David LITCHFIELD	Toyota MR2 Mk1	8	8:16.47		71.13	1:01.17	2 72.16
2	1	MRB	Patrick MORTELL	Toyota MR2 Mk2	8	8:27.11	10.64	69.64	1:02.30	3 70.86
3	80	MRA	Sam MAYER-LOUGHMAN	Toyota MR2 Mk1	8	8:28.52	12.05	69.45	1:02.29	8 70.87
4	33	MRA	Neil GLYNN	Toyota MR2 Mk1	8	8:28.94	12.47	69.39	1:02.21	3 70.96
5	3	MRA	James O'NEIL	Toyota MR2 Mk1	8	8:35.32	18.85	68.53	1:03.36	3 69.67
6	22	MRA	Mark MAILER	Toyota MR2 Mk1	8	8:36.17	19.70	68.42	1:03.39	6 69.64
7	2	MRA	Kevin POOLE	Toyota MR2 Mk1	8	8:37.49	21.02	68.24	1:02.75	3 70.35
8	64	MRA	Liam O'TOOLE	Toyota MR2 Mk1	8	8:38.72	22.25	68.08	1:03.37	5 69.66
9	9	MRA	Jonathan GRIMES	Toyota MR2 Mk1	8	8:47.53	31.06	66.94	1:03.94	3 69.04
10	88	MRA	Steve WOOLFE	Toyota MR2	8	8:47.71	31.24	66.92	1:04.22	6 68.74
11	35	MRA	Iain MORTON	Toyota MR2 Mk1	8	8:48.54	32.07	66.82	1:04.69	2 68.24
12	7	MRA	Robert HOWES	Toyota MR2 Mk1	8	8:53.55	37.08	66.19	1:04.87	6 68.05
13	79	MRA	Richard PEARSON	Toyota MR2 Mk1	8	9:02.73	46.26	65.07	1:05.64	6 67.25
14	77	MRB	Chris STEWART	Toyota MR2 Mk2	8	9:04.63	48.16	64.84	1:05.93	4 66.95
15	6	MRB	Clive MORPHETT	Toyota MR2 Mk2	8	9:05.58	49.11	64.73	1:06.04	4 66.84
16	36	MRA	Rob ALMAN	Toyota MR2 Mk1	8	9:08.48	52.01	64.39	1:05.96	5 66.92
17	34	MRA	Chris DUNNETT	Toyota MR2 Mk1	8	9:11.59	55.12	64.02	1:07.26	5 65.63
18	5	MRA	Ady STIMPSON	Toyota MR2 Mk1	8	9:13.49	57.02	63.80	1:05.71	6 67.18
19	23	MRA	Sarah WHERRY	Toyota MR2 Mk1	8	9:15.71	59.24	63.55	1:06.34	3 66.54
20	17	MRA	Paul BARBER	Toyota MR2 Mk1	8	9:16.76	1:00.29	63.43	1:07.24	3 65.65
21	46	MRA	Daniel GATT	Toyota MR2 Mk1	7	8:20.41	1 Lap	61.75	1:05.77	7 67.12

Non-Starters

47 MRA Brian GATT Toyota MR2 Mk1

Fastest Lap

58	MRC	David LITCHFIELD	Toyota MR2 Mk1	1:01.17	2	72.16
33	MRA	Neil GLYNN	Toyota MR2 Mk1	1:02.21	3	70.96
1	MRB	Patrick MORTELL	Toyota MR2 Mk2	1:02.30	3	70.86

Weather / Track:

Start Time : 15:55

Brands Hatch

10 Jun 06 16:03

Clerk of Course:

Time issued:

Chief Timekeeper:

THESE RESULTS REMAIN PROVISIONAL FOR A MINIMUM OF 30 MINUTES FROM THE TIME OF ISSUE



750 Motor Club Formula Vee

Provisional Results - Race 7 - Final

Pl	No	Cl	Name	Car	Laps	Time	Behind	MPH	Best Lap on	MPH
1	7	FV	Ian BUXTON	GAC01/Daghorn	16	14:41.00		80.17	4	82.07
2	2	FV	Martyn DONN	Scarab	16	14:41.87	0.87	80.09	3	81.90
3	66	FV	Martin GALPIN	GAC 01	16	14:45.52	4.52	79.76	4	81.63
4	30	FV	Martin FARMER	GAC 03	16	14:49.61	8.61	79.39	5	81.09
5	8	FV	John HUGHES	Leystone AHS JH002	16	14:50.77	9.77	79.29	3	82.07
6	14	FV	Sam OLIVEIRA	Sheane	16	14:51.59	10.59	79.22	3	82.13
7	51	FV	Ben EVANS	Scarab	16	14:59.20	18.20	78.55	4	81.09
8	22	FV	Stephen GLASSWELL	Storm SF1	16	14:59.23	18.23	78.54	4	80.91
9	15	FV	Steve OUGH	AHS Challenger	16	15:06.82	25.82	77.89	2	79.47
10	16	FV	James BIRCH	Storm SF1	16	15:12.40	31.40	77.41	8	79.94
11	87	FV	Warren SMITH	Storm SF1	16	15:14.00	33.00	77.27	6	79.29
12	88	FV	David LAVINGTON	Sheane Mk1	16	15:14.61	33.61	77.22	3	80.00
13	47	FV	Paul CURRAN	Scarab Mk2	16	15:16.54	35.54	77.06	5	79.45
14	49	FV	Richard HONICK	Sheane Mk3	16	15:25.02	44.02	76.35	3	78.42
15	37	FV	Adrian WESTON	Leystone	16	15:25.06	44.06	76.35	2	78.84
16	50	FV	John TOWNSHEND	Sheane Mk2	16	15:26.28	45.28	76.25	2	78.80
17	40	FV	Charlie REILLY	Sheane	16	15:27.57	46.57	76.14	6	78.94
18	59	FV	Bill STENNING	Spyder	16	15:28.06	47.06	76.10	6	78.52
19	85	FV	Tony DOWSON	Sheane	16	15:34.28	53.28	75.60	5	78.39
20	69	FV	Niall McCARTHY	Storm SF1	16	15:36.03	55.03	75.46	2	78.39
21	99	FV	Gethin JONES	Spyder	15	14:50.72	1 Lap	74.34	6	79.22
22	44	FV	Christopher MATHER	Sheane Mk2	15	15:25.24	1 Lap	71.56	4	76.89
Not-Classified										
5	FV	Daniel HANDS	AHS Challenger		15	13:49.72	DNF	79.80	3	81.97
53	FV	John BOWLES	Ray 97		5	5:29.74	DNF	66.94	4	78.27
6	FV	Paul SMITH	GAC 02		2	2:00.84	DNF	73.06	2	80.38
45	FV	William BURNETT	Storm		2	2:01.08	DNF	72.92	2	80.60
48	FV	Tim PROBERT	Sheane		2	2:02.52	DNF	72.06	2	78.91
4	FV	Jake OLIVEIRA	Storm FS1		0		Starter	0		

Fastest Lap

14 FV Sam OLIVEIRA Sheane 53.75 3 82.13

No 45 - transponder now working...thank you.

Weather / Track:

Start Time : 16:17

Brands Hatch

10 Jun 06 16:32

Clerk of Course: 	Time Issued:	Chief Timekeeper:
----------------------	--------------	-----------------------

THESE RESULTS REMAIN PROVISIONAL FOR A MINIMUM OF 30 MINUTES FROM THE TIME OF ISSUE



2006 BARC Westfield Championship

Provisional Results - Race 8

Pl	No	Cl	Name	Car	Laps	Time	Behind	MPH	Best Lap on	MPH
1	39	WF	Jonathan YOUNG	Westfield Zetec	15	14:10.28		77.87	11	80.73
2	81	WF	Didier PRONGUE	Westfield	15	14:16.44	6.16	77.31	9	79.08
3	4	WF	Matt FLOWERS	Westfield SEi	15	14:21.98	11.70	76.82	9	78.60
4	18	WF	Nicholas SINFIELD	Westfield	15	14:26.05	15.77	76.46	11	78.64
5	11	WF	Peter CHATTIN	Westfield	15	14:31.85	21.57	75.95	10	79.47
6	36	WF	Jon CHAPPELL	Westfield SEi	15	14:36.67	26.39	75.53	10	77.69
7	23	WF	Paul TABERNER	Westfield SEi Wide	15	14:39.32	29.04	75.30	6	77.16
8	42	WF	Brian SMALL	Westfield	15	14:39.44	29.16	75.29	15	77.47
9	22	WF	Geoff FAIRBURN	Westfield SE	15	14:40.08	29.80	75.24	9	78.56
10	24	WF	Simon PRYKE	Westfield	15	14:46.02	35.74	74.73	8	78.25
11	14	WF	Seamus HARDING	Westfield	15	14:54.17	43.89	74.05	6	78.07
12	25	WF	John MORTON	Westfield	15	15:09.11	58.83	72.83	6	75.07
13	66	WF	Mark Andrew CURTIS	Westfield	14	14:46.15	1 Lap	69.74	14	72.94
14	20	WF	Peter DAGLISH	Westfield SE	13	14:46.30	2 Laps	64.75	12	78.23

Not-Classified

12	WF	Thomas ROBINSON	Westfield	11	10:24.42	DNF	77.76	55.78	10	79.14
----	----	-----------------	-----------	----	----------	-----	-------	-------	----	-------

Non-Starters

2	WF	Nick FLOWERS	Westfield SEi
---	----	--------------	---------------

Fastest Lap

39	WF	Jonathan YOUNG	Westfield Zetec	54.68	11	80.73
----	----	----------------	-----------------	-------	----	-------

Weather / Track:

Start Time : 16:50

Brands Hatch

10 Jun 06 17:04

Clerk of Course:  1707	Time Issued:	Chief Timekeeper: 
---	--------------	---

THESE RESULTS REMAIN PROVISIONAL FOR A MINIMUM OF 30 MINUTES FROM THE TIME OF ISSUE



MDS Battery RGB
Provisional Results - Race 9

PI	No	CI	Name	Car	Laps	Time	Behind	MPH	Best Lap on	MPH	
1	3	BEA	Jonathan WRIGHT	Radical SR4	16	14:14.27		82.68	4	84.27	
2	7	BEC	Mike FIELD	Fisher Fury	16	14:33.74	19.47	80.84	14	82.74	
3	71	BEA	Tim PELL	Genesis EVO	16	14:35.30	21.03	80.69	9	82.11	
4	52	BEA	Rob BALDWIN	BDN S2	16	14:35.57	21.30	80.67	11	82.51	
5	1	BEC	Tim GRAY	Stuart Taylor Phoenix	16	14:37.15	22.88	80.52	12	82.63	
6	10	BEA	James JOHNSON	Fisher Fury	16	14:37.99	23.72	80.44	4	82.87	
7	46	BEC	John GOODWIN	Stuart Taylor Phoenix	16	14:40.83	26.56	80.18	4	82.14	
8	15	BEC	John CUTMORE	Westfield Megablade	16	14:44.88	30.61	79.82	12	82.60	
9	99	BEA	Steve ROBINSON	Genesis RR06	16	14:50.06	35.79	79.35	14	81.84	
10	25	BEC	Derek JONES	Fisher Fury	16	14:52.26	37.99	79.16	11	81.90	
11	6	BEC	Mike ATKINSON	Stuart Taylor Phasar	16	14:54.83	40.56	78.93	14	81.07	
12	31	BEC	Matt ROWE	Fisher Fury	16	14:54.84	40.57	78.93	9	80.82	
13	21	BEA	Doug CARTER	Genesis Evo	16	14:55.21	40.94	78.90	9	80.91	
14	69	BEC	Jonathan THACKRAY	Fisher Fury	16	14:58.01	43.74	78.65	14	80.61	
15	63	BEC	Colin CHAPMAN	Fisher Fury	16	15:01.87	47.60	78.31	14	80.51	
16	34	BEC	Colin DUCE	Fisher Fury	16	15:03.19	48.92	78.20	14	81.25	
17	36	BEC	Henry CARR	Fisher Fury	15	14:16.06	1 Lap	77.35	55.15	7	80.04
18	54	BEC	Oliver HULME	Sylva Phoenix	15	14:21.72	1 Lap	76.84	55.43	9	79.64
19	51	BEA	Mark DOLLIMORE	Fisher Fury	15	14:29.04	1 Lap	76.19	55.62	14	79.37
20	43	BEB	Paul ROGERS	Stuart Taylor Phoenix	15	14:29.21	1 Lap	76.18	55.33	12	79.78
21	41	BEA	Neil CONSTABLE-BERRY	Fisher Fury	15	14:32.79	1 Lap	75.87	56.42	14	78.24
22	42	BEC	Simon MAYNE	MK Indy	15	14:33.09	1 Lap	75.84	55.74	13	79.19
23	29	BEC	Martin ROBERTS	Fisher Fury	15	14:34.93	1 Lap	75.68	55.28	13	79.85
24	61	BEB	Mike ALLEN	Tiger Avon	15	14:41.79	1 Lap	75.09	56.96	9	77.50
25	44	BEC	Judi DERISLEY	Fisher Fury	14	14:14.29	2 Laps	72.34	58.18	0	75.87
26	68	BEA	Adrian MOORE	Pell Genesis Evo	14	14:19.50	2 Laps	71.90	58.78	8	75.10

Not-Classified

59	BEC	Pete ROPE	Stuart Taylor Phoenix	15	14:10.70	DNF	77.84	55.09	11	80.13
50	BEC	Tim HOVERD	Fisher Fury	11	10:29.12	DNF	77.18	55.24	11	79.91
77	BEC	Phil ALCOCK	Pulsar Blade	6	6:30.67	DNF	67.8	56.06	4	78.74
23	BEC	David WALE	Fisher Fury Fireblade	3	2:58.17	DNF	74.33	55.69	3	79.27

Non-Starters

11	BEC	Chris SEAMAN	Fisher Fury
14	BEC	Gordon MILNER	STM Phaser

Fastest Lap

3	BEA	Jonathan WRIGHT	Radical SR4	52.38	4	84.27
7	BEC	Mike FIELD	Fisher Fury	53.35	14	82.74
43	BEB	Paul ROGERS	Stuart Taylor Phoenix	55.33	12	79.78

Weather / Track:

Start Time : 17:11

Brands Hatch

10 Jun 06 17:27

Clerk of Course: <i>A S Gx</i> 17:50	Time Issued:	Chief Timekeeper: <i>[Signature]</i>
---	--------------	---

THESE RESULTS REMAIN PROVISIONAL FOR A MINIMUM OF 30 MINUTES FROM THE TIME OF ISSUE



Polleypport/Yokohama SAXMAX

Provisional Results - Race 10

Pl	No	Cl	Name	Car	Laps	Time	Behind	MPH	Best Lap on	MPH
1	5	SAX	Liam McMILLAN	Citroen Saxo	11	11:30.26		70.35	1:01.34	2 71.96
2	22	SAX	Daniel BROWN	Citroen Saxo	11	11:40.93	10.67	69.28	1:02.45	3 70.69
3	4	SAX	Leyton CLARKE	Citroen Saxo	11	11:54.54	24.28	67.96	1:03.12	2 69.94
4	34	SAX	Joe FERGUSON	Citroen Saxo	11	11:58.54	28.28	67.58	1:03.25	4 69.79
5	23	SAX	Robert BROWN	Citroen Saxo	11	12:00.12	29.86	67.43	1:03.62	2 69.39
6	8	SAX	Joe McMILLAN	Citroen Saxo	11	12:00.78	30.52	67.37	1:03.56	2 69.45
7	10	SAX	Jake FARNDON	Citroen Saxo	11	12:14.59	44.33	66.10	1:04.16	3 68.80
8	72	SAX	Cassey WATSON	Citroen Saxo	11	12:14.79	44.53	66.08	1:03.69	9 69.31
9	28	SAX	Andrew TIBBS	Citroen Saxo	11	12:16.10	45.84	65.97	1:03.70	9 69.30
10	21	SAX	David RATCLIFF	Citroen Saxo	11	12:16.63	46.37	65.92	1:04.67	2 68.26
11	9	SAX	Liam HAMILTON	Citroen Saxo	11	12:16.85	46.59	65.90	1:04.62	7 68.31
12	20	SAX	Ben KIDD	Citroen Saxo	11	12:18.42	48.16	65.76	1:03.61	4 69.40
13	15	SAX	Craig VARNEY	Citroen Saxo	11	12:21.08	50.82	65.52	1:04.90	5 68.02
14	25	SAX	Joe HOPKINS	Citroen Saxo	11	12:21.28	51.02	65.50	1:04.91	5 68.01
15	95	SAX	Amy SCARISBRICK	Citroen Saxo	11	13:14.00	1:43.74	61.16	1:05.89	3 67.00
<u>Not-Classified</u>										
11	SAX	Matthew VENN	Citroen Saxo	10	11:06.72	DNF	66.21	1:03.68	5 69.32	
6	SAX	Jason TIMBERLAKE	Citroen Saxo	10	11:06.84	DNF	66.2	1:04.13	2 68.83	
18	SAX	Nina Jo ATKINSON	Citroen Saxo	9	11:17.97	DNF	58.6	1:11.46	2 61.77	
16	SAX	Henry PICKERING	Citroen Saxo	9	9:57.20	DNF	66.53	1:03.68	2 69.32	
2	SAX	Tommy DAVISON	Citroen Saxo	8	8:49.08	DNF	66.75	1:02.93	8 70.15	
12	SAX	Sam WALMSLEY	Citroen Saxo	6	6:48.74	DNF	64.8	1:04.04	2 68.93	
<u>Fastest Lap</u>										
5	SAX	Liam McMILLAN	Citroen Saxo					70.35	1:01.34	2 71.96

Weather / Track:

Start Time 17:33

Brands Hatch

10 Jun 06 17:48

Clerk of Course:

Time Issued:

Chief Timekeeper:

THESE RESULTS REMAIN PROVISIONAL FOR A MINIMUM OF 30 MINUTES FROM THE TIME OF ISSUE



750 Motor Club Formula Vee Provisional Results - Race 11 - Heat

Pl	No	Cl	Name	Car	Laps	Time	Behind	MPH	Best Lap on	MPH
1	22	FV	Stephen GLASSWELL	Storm SF1	15	13:52.57		79.53	54.53	5 80.95
2	10	FV	Simon ROBINSON	Storm Daghorn	15	13:52.78	0.21	79.51	54.10	11 81.60
3	45	FV	William BURNETT	Storm	15	13:53.46	0.89	79.45	54.18	11 81.48
4	15	FV	Steve OUGH	AHS Challenger	15	13:59.94	7.37	78.83	54.83	7 80.51
5	16	FV	James BIRCH	Storm SF1	15	14:06.94	14.37	78.18	55.10	7 80.11
6	88	FV	David LAVINGTON	Sheane Mk1	15	14:09.08	16.51	77.98	55.20	2 79.97
7	51	FV	Ben EVANS	Scarab	15	14:09.17	16.60	77.98	54.75	5 80.63
8	48	FV	Tim PROBERT	Storm	15	14:10.63	18.06	77.84	55.29	14 79.84
9	47	FV	Paul CURRAN	Scarab Mk2	15	14:12.01	19.44	77.72	55.04	6 80.20
10	60	FV	Bob HIGGINS	Sheane 98	15	14:12.77	20.20	77.65	55.32	14 79.80
11	99	FV	Gethin JONES	Spyder	15	14:15.91	23.34	77.36	55.32	9 79.80
12	59	FV	Bill STENNING	Spyder	15	14:16.98	24.41	77.27	55.75	3 79.18
13	37	FV	Adrian WESTON	Leystone	15	14:17.27	24.70	77.24	55.49	14 79.55
14	40	FV	Charlie REILLY	Sheane	15	14:26.84	34.27	76.39	56.37	13 78.31
15	50	FV	John TOWNSHEND	Sheane Mk2	15	14:27.02	34.45	76.37	55.91	13 78.95
16	69	FV	Niall McCARTHY	Storm SF1	15	14:34.09	41.52	75.75	56.84	2 77.66
17	85	FV	Tony DOWSON	Sheane	15	14:37.27	44.70	75.48	57.03	3 77.40
18	53	FV	John BOWLES	Ray 97	14	14:01.20	1 Lap	73.47	58.39	3 75.60
19	34	FV	Glyn DAVIES	Royale RP31M	14	14:03.42	1 Lap	73.27	58.20	2 75.85
20	65	FV	John BENNETT	Venom Mk1	14	14:09.81	1 Lap	72.72	58.25	8 75.78
21	56	FV	Alan CATTERHALL	Sheane	14	14:22.77	1 Lap	71.63	57.49	13 76.78
22	44	FV	Christopher MATHER	Sheane Mk2	14	14:36.35	1 Lap	70.52	59.15	13 74.63
23	68	FV	Roger BELLINGHAM	Scarab	13	13:58.40	2 Laps	68.45	1:00.30	12 73.21
24	73	FV	Jason WILKINSON	Leystone	13	14:03.56	2 Laps	68.03	1:01.66	2 71.59

Not-Classified

87	FV	Warren SMITH	Storm SF1	10	9:30.97	DNF	77.31	55.69	4	79.27
----	----	--------------	-----------	----	---------	-----	-------	-------	---	-------

Non-Starters

33	FV	Ryan LINDSAY	AHS Challenger
39	FV	Peter GREGORY	Sheane FV96
49	FV	Richard HONICK	Sheane Mk3

Fastest Lap

10	FV	Simon ROBINSON	Storm Daghorn	54.10	11	81.60
----	----	----------------	---------------	-------	----	-------

Weather / Track:

Start Time : 12:42

Brands Hatch

11 Jun 06 12:55

Clerk of Course:


[Signature] 12:58

Time Issued:

Chief Timekeeper:

[Signature]

THESE RESULTS REMAIN PROVISIONAL FOR A MINIMUM OF 30 MINUTES FROM THE TIME OF ISSUE



Morgan Motor Company Challenge

Provisional Results - Race 12

Pl	No	Cl	Name	Car	Laps	Time	Behind	MPH	Best Lap on	MPH
1	29	MCA	Keith AHLERS	Morgan +8	32	29:31.64		79.73	5	81.82
2	2	MCA	Rick LLOYD	Morgan +8	32	29:34.69	3.05	79.60	4	82.16
3	59	MCA	Christopher WILLIAMS	Morgan +8	32	30:16.36	44.72	77.77	4	80.97
4	65	MCB	Andy GREEN	Morgan +8	31	29:41.42	1 Lap	76.82	14	78.66
5	13	MCB	Chris ACKLAM	Morgan +8	31	29:41.47	1 Lap	76.82	5	78.52
6	72	MC6	Russell PATERSON	Morgan Roadster	31	29:53.43	1 Lap	76.30	2	77.84
7	1	MC6	Simon OREBI GANN	Morgan Roadster	31	30:01.27	1 Lap	75.97	12	77.99
8	37	MCB	Tony LEES	Morgan +8	31	30:07.68	1 Lap	75.70	15	77.72
9	19	MCB	B SYNDERCOMBE	Morgan +8	31	30:09.74	1 Lap	75.62	6	77.28
10	49	MC8	Philip GODDARD	Morgan +8	31	30:17.38	1 Lap	75.30	5	76.94
11	66	MC6	Andrew THOMPSON	Morgan Roadster	31	30:17.86	1 Lap	75.28	6	77.01
12	16	MCB	Richard PLANT	Morgan +8	30	29:42.92	2 Laps	74.28	4	75.82
13	34	MCB	Peter SARGEANT	Morgan +8	30	29:48.43	2 Laps	74.05	11	76.56
14	10	MCB	Peter HENRY	Morgan +8	30	29:50.17	2 Laps	73.98	11	76.07
15	8	MC8	Leigh SEBBA	Morgan +8	30	30:25.26	2 Laps	72.55	4	75.82
16	17	MCD	Jack BELLINGER	Morgan	29	29:57.93	3 Laps	71.20	3	73.88
17	78	MC6	Roger WHITESIDE	Morgan Roadster	29	30:08.32	3 Laps	70.79	17	72.62
18	7	MCD	Mary LINDSAY	Morgan +8	29	30:14.81	3 Laps	70.54	3	73.82
19	33	MCD	Mark GILBART SMITH	Morgan +4	28	29:45.14	4 Laps	69.24	21	70.92
20	11	MCD	David JAMES	Morgan +4	28	30:00.81	4 Laps	68.64	11	70.79

Not-Classified

73	MC6	John EMBERSON	Morgan Roadster	23	22:44.50	DNF	74.41	57.57	10	76.68
54	MCB	Peter HORSMAN	Morgan +8	19	17:57.62	DNF	77.83	55.66	6	79.31
28	MCD	Sharlie GODDARD	Morgan +8	14	14:28.94	DNF	71.12	1:00.46	6	73.01
74	MCB	Ray HIGGS	Morgan Roadster	9	9:22.61	DNF	70.62	56.39	4	78.28

Fastest Lap

2	MCA	Rick LLOYD	Morgan +8					53.73	4	82.16
54	MCB	Peter HORSMAN	Morgan +8					55.66	6	79.31
1	MC6	Simon OREBI GANN	Morgan Roadster					56.60	12	77.99
49	MC8	Philip GODDARD	Morgan +8					57.37	5	76.94
17	MCD	Jack BELLINGER	Morgan					59.75	3	73.88

Weather / Track:

Start Time : 13:52

Brands Hatch


11 Jun 06 14:20

Clerk of Course:

Time Issued:

Chief Timekeeper:

THESE RESULTS REMAIN PROVISIONAL FOR A MINIMUM OF 30 MINUTES FROM THE TIME OF ISSUE



750 Motor Club Formula Vee

Provisional Results - Race 13 - Final

Pl	No	Cl	Name	Car	Laps	Time	Behind	MPH	Best Lap on	MPH
1	14	FV	Sam OLIVEIRA	Sheane	9	8:13.66		80.48	53.75	9 82.13
2	2	FV	Martyn DONN	Scarab	9	8:15.37	1.71	80.20	53.85	7 81.97
3	5	FV	Daniel HANDS	AHS Challenger	9	8:15.91	2.25	80.11	53.74	2 82.14
4	4	FV	Jake OLIVEIRA	Storm FS1	9	8:24.62	10.96	78.73	54.75	7 80.63
5	45	FV	William BURNETT	Storm	9	8:25.06	11.40	78.66	54.72	5 80.67
6	22	FV	Stephen GLASSWELL	Storm SF1	9	8:25.16	11.50	78.65	54.33	5 81.25
7	51	FV	Ben EVANS	Scarab	9	8:25.67	12.01	78.57	54.63	3 80.80
8	15	FV	Steve OUGH	AHS Challenger	9	8:25.87	12.21	78.54	54.63	7 80.80
9	88	FV	David LAVINGTON	Sheane Mk1	9	8:28.44	14.78	78.14	54.71	3 80.69
10	60	FV	Bob HIGGINS	Sheane 98	9	8:33.45	19.79	77.38	55.13	5 80.07
11	99	FV	Gethin JONES	Spyder	9	8:33.70	20.04	77.34	55.01	3 80.25
12	37	FV	Adrian WESTON	Leystone	9	8:34.47	20.81	77.22	55.17	7 80.01
13	48	FV	Tim PROBERT	Storm	9	8:38.77	25.11	76.58	55.60	7 79.39
14	40	FV	Charlie REILLY	Sheane	9	8:39.12	25.46	76.53	55.71	4 79.24
15	50	FV	John TOWNSHEND	Sheane Mk2	9	8:39.52	25.86	76.47	55.68	4 79.28
16	59	FV	Bill STENNING	Spyder	9	8:40.43	26.77	76.34	55.60	4 79.39
17	16	FV	James BIRCH	Storm SF1	9	8:53.45	39.79	74.48	55.70	2 79.25
18	69	FV	Niall McCARTHY	Storm SF1	9	8:54.62	40.96	74.31	56.78	4 77.74
19	34	FV	Glyn DAVIES	Royale RP31M	9	9:03.17	49.51	73.14	58.40	2 75.59
20	53	FV	John BOWLES	Ray 97	9	9:03.61	49.95	73.08	58.35	2 75.65
Not-Classified										
8	FV	John HUGHES	Leystone AHS JH002	9	8:14.00	DNF	80.42	53.78	2	82.08
7	FV	Ian BUXTON	GAC01/Daghorn	9	8:14.66	DNF	80.32	53.55	4	82.43
10	FV	Simon ROBINSON	Storm Daghorn	8	7:27.24	DNF	78.96	54.20	6	81.45
30	FV	Martin FARMER	GAC 03	8	7:36.47	DNF	77.36	53.81	4	82.04
47	FV	Paul CURRAN	Scarab Mk2	7	6:41.42	DNF	76.98	55.23	5	79.93
65	FV	John BENNETT	Venom Mk1	7	7:26.76	DNF	69.17	1:00.23	3	73.29
66	FV	Martin GALPIN	GAC 01	5	4:38.49	DNF	79.25	53.85	4	81.97
85	FV	Tony DOWSON	Sheane	2	5:14.47	DNF	28.07	3:49.13	2	19.27

Non-Starters

6 FV Paul SMITH GAC 02

Fastest Lap

7 FV Ian BUXTON GAC01/Daghorn 53.55 4 82.43

Red flag @ 9m14s (10 laps). Result @ 9 laps. No 7 & 8 not running at time of red flag.

Weather / Track:

Start Time : 14:35

Brands Hatch

11 Jun 06 14:49

Clerk of Course:

JR 14:59

Time Issued:

Chief Timekeeper:

[Signature]

THESE RESULTS REMAIN PROVISIONAL FOR A MINIMUM OF 30 MINUTES FROM THE TIME OF ISSUE



750 Motor Club Locost

Provisional Results - Race 14 - Heat

Pl	No	Cl	Name	Car	Laps	Time	Behind	MPH	Best Lap on	MPH
1	56	LC	David BARTHOLOMEW	Locost	14	14:19.81		71.88	1:00.01	5 73.56
2	47	LC	Robert PALIN	Locost	14	14:19.84	0.03	71.87	59.77	5 73.86
3	8	LC	Alastair GARRATT	Locost	14	14:20.34	0.53	71.83	59.92	5 73.67
4	28	LC	David BLACK	Locost	14	14:20.64	0.83	71.81	59.96	5 73.62
5	87	LC	Adam WHITE	Locost	14	14:22.53	2.72	71.65	59.84	4 73.77
6	25	LC	Stephen LANSLEY	Locost	14	14:23.65	3.84	71.56	1:00.69	8 72.74
7	13	LC	Matt CHERRINGTON	Locost	14	14:25.21	5.40	71.43	1:00.24	9 73.28
8	12	LC	Dickie BROWN	Locost	14	14:26.20	6.39	71.35	1:00.38	2 73.11
9	34	LC	Mark BARLOW	Locost	14	14:26.45	6.64	71.33	1:00.46	5 73.01
10	17	LC	Rob FITTER	Locost	14	14:27.84	8.03	71.21	1:00.26	3 73.25
11	15	LC	Mark GLOVER	Locost	14	14:35.68	15.87	70.57	1:00.86	5 72.53
12	26	LC	Richard JENKINS	Locost	14	14:38.28	18.47	70.37	1:01.30	3 72.01
13	48	LC	Paul BRYANT	Locost	14	14:38.42	18.61	70.35	1:01.12	3 72.22
14	51	LC	Dougie HANNAH	Locost	14	14:44.42	24.61	69.88	1:00.72	3 72.70
15	85	LC	James O'DONNELL	Locost	14	14:44.76	24.95	69.85	1:01.37	7 71.93
16	71	LC	Victoria PICKLES	Locost	14	14:48.97	29.16	69.52	1:01.88	8 71.34
17	30	LC	Lynfel OWEN	Locost	14	14:52.55	32.74	69.24	1:01.17	3 72.16
18	77	LC	James PINKERTON	Locost	14	14:54.36	34.55	69.10	1:01.56	9 71.71
19	33	LC	Andy SHEPHERD	Locost	14	14:54.54	34.73	69.09	1:02.09	8 71.10
20	24	LC	Danny CASSAR	Locost	14	14:54.57	34.76	69.08	1:01.63	8 71.63
21	67	LC	Ernie GUSHLOW	Locost	14	15:03.64	43.83	68.39	1:02.14	3 71.04
22	27	LC	Karen SHEPHERD	Locost	14	15:04.25	44.44	68.34	1:02.64	11 70.47
23	75	LC	Glenn BOYER	Locost	14	15:14.65	54.84	67.57	1:01.82	6 71.41
24	42	LC	Kelvin FOY	Locost	14	15:14.81	55.00	67.56	1:02.03	5 71.16
25	57	LC	Jeff GOUCH	Locost	14	15:14.90	55.09	67.55	1:02.61	3 70.51
26	74	LC	Garry BRANDON	Locost	14	15:17.85	58.04	67.33	1:02.27	3 70.89
27	53	LC	Mark GOGLE	Locost	14	15:22.74	1:02.93	66.97	1:03.70	12 69.30
Not-Classified										
21	LC		Jason GIBBONS	Locost	10	10:19.34	DNF	71.27	1:00.31	6 73.19
69	LC		Spencer LYON	Locost	8	8:20.86	DNF	70.51	1:00.49	6 72.98
22	LC		Ed PITHER	Locost	6	6:09.92	DNF	71.6	1:00.24	4 73.28
62	LC		Peter BROWN	Locost	2	2:33.81	DNF	57.4	1:09.44	2 63.57
Non-Starters										
83	LC		Paul PRESGRAVES	Locost						
Fastest Lap										
47	LC		Robert PALIN	Locost				59.77	5	73.86

Weather / Track:

Start Time : 14:57

Brands Hatch

11 Jun 06 15:11

Clerk of Course:

Time Issued:

Chief Timekeeper:

THESE RESULTS REMAIN PROVISIONAL FOR A MINIMUM OF 30 MINUTES FROM THE TIME OF ISSUE



Which Kit? Kit Cars

Provisional Results - Race 15

Pl	No	CI	Name	Car	Laps	Time	Behind	MPH	Best Lap on	MPH	
1	75	KCA	Matthew LEWIS	Razer	15	13:52.94		79.50	8	80.85	
2	53	KCB	Andy HILEY	Taydec Mk2	15	13:56.46	3.52	79.16	8	81.00	
3	11	KCB	Mark CONROY	Raw Striker	15	14:00.09	7.15	78.82	6	80.25	
4	10	KCB	Jonathan WESTON-TAYLOR	Fisher Fury	15	14:00.18	7.24	78.81	6	80.52	
5	60	KCA	Charles STERLING	Dax Rush	15	14:04.51	11.57	78.41	4	80.13	
6	15	KCB	Andrew OWEN	Sylva Phoenix	15	14:04.79	11.85	78.38	9	79.93	
7	12	KCB	Steve TAYLOR	Stuart Taylor Phasar	15	14:05.40	12.46	78.32	4	80.20	
8	7	KCA	Mark ALEXANDER-WILLIAMS	Sylva Phoenix	15	14:12.36	19.42	77.68	6	79.17	
9	39	KCB	Chris SCOPES	Procomp LA Gold	15	14:12.65	19.71	77.66	5	79.39	
10	23	KCB	Paul HARVEY	Stuart Taylor Phoenix	15	14:22.86	29.92	76.74	4	78.50	
11	19	KCA	Brian DEAN	Sylva Phoenix	15	14:23.67	30.73	76.67	14	78.88	
12	13	KCA	Paul BOYD	Sylva Striker	15	14:23.80	30.86	76.66	7	79.07	
13	24	KCB	Clive HUDSON	Sylva Phoenix	15	14:24.46	31.52	76.60	7	80.14	
14	86	KCB	Stephen BELL	Sylva Striker	15	14:25.94	33.00	76.47	8	78.67	
15	18	KCB	Nigel BROWN	Sylva Phoenix	15	14:31.63	38.69	75.97	9	77.87	
16	9	KCB	Anton LANDON	Westfield SE	15	14:32.92	39.98	75.85	7	77.92	
17	4	KCA	Gary GOODYEAR	Raw Striker	15	14:37.53	44.59	75.46	4	80.00	
18	21	KCB	Adrian COOPER	Sylva Mojo 2	15	14:43.82	50.88	74.92	9	77.80	
19	89	KCA	Mark MATTHEWS	Marlin 5EXi	14	14:02.83	1 Lap	73.32	8	76.54	
20	36	KCA	Ian KEMPSON	MK Indy	14	14:14.39	1 Lap	72.33	4	77.73	
21	77	KCB	Carl SWIFT	Pro Comp LA Gold	13	14:22.37	2 Laps	66.54	1:00.59	8	72.86
22	34	KCA	Roger BROWN	Sylva Mk4	12	14:24.45	3 Laps	61.28	1:08.61	2	64.34

Not-Classified

90	KCB	Simon CHILDS	Sylva Phoenix	6	5:43.84	DNF	77.03	55.11	4	80.10
41	KCB	Darren SANSUM	Sylva Striker	5	5:00.95	DNF	73.34	57.15	3	77.24
29	KCA	Adis PIRIC	Marlin 5exi	3	3:12.13	DNF	68.93	59.09	3	74.71

Non-Starters

62	KCA	Nic SCOTT	Sylva Striker Mk2							
----	-----	-----------	-------------------	--	--	--	--	--	--	--

Fastest Lap

53	KCB	Andy HILEY	Taydec Mk2					54.50	8	81.00
75	KCA	Matthew LEWIS	Razer					54.60	8	80.85

Weather / Track:

Start Time : 15:24

Brands Hatch


11 Jun 06 15:38

Clerk of Course:

Time Issued:

Chief Timekeeper:

THESE RESULTS REMAIN PROVISIONAL FOR A MINIMUM OF 30 MINUTES FROM THE TIME OF ISSUE



Polleysport/Yokohama SAXMAX

Provisional Results - Race 16

Pl	No	Cl	Name	Car	Laps	Time	Behind	MPH	Best Lap on	MPH
1	5	SAX	Liam McMILLAN	Citroen Saxo	11	11:32.69		70.10	1:01.58	2 71.68
2	22	SAX	Daniel BROWN	Citroen Saxo	11	11:38.57	5.88	69.51	1:02.39	2 70.75
3	2	SAX	Tommy DAVISON	Citroen Saxo	11	11:46.80	14.11	68.70	1:02.90	8 70.18
4	8	SAX	Joe McMILLAN	Citroen Saxo	11	11:47.76	15.07	68.61	1:02.51	2 70.62
5	28	SAX	Andrew TIBBS	Citroen Saxo	11	11:49.43	16.74	68.45	1:03.07	7 69.99
6	23	SAX	Robert BROWN	Citroen Saxo	11	11:57.85	25.16	67.64	1:03.96	2 69.02
7	72	SAX	Cassey WATSON	Citroen Saxo	11	12:00.09	27.40	67.43	1:03.71	8 69.29
8	20	SAX	Ben KIDD	Citroen Saxo	11	12:02.19	29.50	67.24	1:03.92	10 69.06
9	9	SAX	Liam HAMILTON	Citroen Saxo	11	12:06.51	33.82	66.84	1:04.12	10 68.84
10	11	SAX	Matthew VENN	Citroen Saxo	11	12:15.31	42.62	66.04	1:04.40	10 68.55
11	15	SAX	Craig VARNEY	Citroen Saxo	11	12:15.33	42.64	66.04	1:04.61	5 68.32
12	6	SAX	Jason TIMBERLAKE	Citroen Saxo	11	12:20.86	48.17	65.54	1:04.42	10 68.52
13	25	SAX	Joe HOPKINS	Citroen Saxo	11	12:39.66	1:06.97	63.92	1:05.59	8 67.30
14	10	SAX	Jake FARNDON	Citroen Saxo	10	11:37.45	1 Lap	63.29	1:03.76	7 69.23
15	21	SAX	David RATCLIFF	Citroen Saxo	10	11:45.09	1 Lap	62.61	1:05.61	7 67.28
16	18	SAX	Nina Jo ATKINSON	Citroen Saxo	10	11:56.94	1 Lap	61.57	1:08.45	7 64.49

Not-Classified

16	SAX	Henry PICKERING	Citroen Saxo	5	5:36.97	DNF	65.50	1:04.91	4 68.01
4	SAX	Leyton CLARKE	Citroen Saxo	5	5:55.71	DNF	62.05	1:06.50	2 66.38
95	SAX	Amy SCARISBRICK	Citroen Saxo	1	1:23.67	DNF	52.76		0 0.00
12	SAX	Sam WALMSLEY	Citroen Saxo	0		Starter	0		

Non-Starters

34 SAX Joe FERGUSON Citroen Saxo

Fastest Lap

5 SAX Liam McMILLAN Citroen Saxo 1:01.58 2 71.68

Weather / Track:

Start Time : 16:01

Brands Hatch

11 Jun 06 16:16


Clerk of Course:

Time Issued:

Chief Timekeeper:

17:28

THESE RESULTS REMAIN PROVISIONAL FOR A MINIMUM OF 30 MINUTES FROM THE TIME OF ISSUE



750 Motor Club Formula 4

Provisional Results - Race 17

Pl	No	Cl	Name	Car	Laps	Time	Behind	MPH	Best Lap on	MPH
1	12	F4A	Chris LEWIS	Comtec F4	17	14:08.06		88.49	48.72	13 90.61
2	61	F4B	Chris KITE	Dallara 493	17	14:23.68	15.62	86.89	48.72	14 90.61
3	5	F4A	Steve PATANIA	Van Diemen RF04	17	14:34.36	26.30	85.83	50.13	12 88.06
4	4	F4A	Damon BLAND	Mygale US2000	17	14:37.86	29.80	85.48	50.22	12 87.90
5	42	F4C	Richard HYPHER	Van Diemen RF86	17	14:51.84	43.78	84.14	51.20	16 86.22
6	29	F4E	Chris TIMMS	Van Diemen	16	14:10.06	1 Lap	83.09	52.03	11 84.84
7	10	F4E	Peter ALLEN	Van Diemen RF00	16	14:11.84	1 Lap	82.91	52.12	3 84.70
8	8	F4E	Malcolm SCOTT	Van Diemen RF00	16	14:16.41	1 Lap	82.47	52.30	7 84.40
9	57	F4A	Steve SAVAGE	Van Diemen RG95	16	14:27.37	1 Lap	81.43	52.01	7 84.87
10	34	F4E	Jennifer SCOTT	Van Diemen RF99	16	14:45.88	1 Lap	79.73	54.02	16 81.72
11	80	F4C	Peter MONK	Lotus FVL	15	14:24.88	2 Laps	76.56	55.47	12 79.58

Not-Classified

83	F4B	Thomas MONK	Van Diemen RF87	6	7:22.50	DNF	59.86	1:07.41	4	65.48
26	F4B	Chris VINALL	Van Diemen RF94	5	4:26.30	DNF	82.88	50.73	4	87.02
25	F4E	Simon EMMERSON	Van Diemen RF98	2	2:17.37	DNF	64.27	58.00	2	76.11
24	F4A	Paul YOUNG	Revelation	0		Starter	0			
44	F4A	John BENTLEY	Revelation 750	0		Starter	0			

Fastest Lap

61	F4B	Chris KITE	Dallara 493	48.72	14	90.61
12	F4A	Chris LEWIS	Comtec F4	48.72	13	90.61
42	F4C	Richard HYPHER	Van Diemen RF86	51.20	16	86.22
29	F4E	Chris TIMMS	Van Diemen	52.03	11	84.84

Weather / Track:

Start Time : 16:30

Brands Hatch

11 Jun 06 16:44

Clerk of Course:

SKD 16-08

Time Issued:

Chief Timekeeper:

[Signature]

THESE RESULTS REMAIN PROVISIONAL FOR A MINIMUM OF 30 MINUTES FROM THE TIME OF ISSUE

Results produced on HS Sports Timing and Results Systems



750 Motor Club Locost Provisional Results - Race 18

Pl	No	Cl	Name	Car	Laps	Time	Behind	MPH	Best Lap on	MPH
1	3	LC	Brian MITCHAM	Locost	6	6:06.76		72.22	59.73	2 73.90
2	2	LC	Brendan DUDLEY	Locost	6	6:07.29	0.53	72.11	59.50	2 74.19
3	43	LC	Simon WOOD	Locost	6	6:08.11	1.35	71.95	59.47	2 74.23
4	14	LC	Martin GAMBLING	Locost	6	6:08.20	1.44	71.93	59.34	4 74.39
5	9	LC	Nick LEAR	Locost	6	6:08.57	1.81	71.86	59.48	6 74.22
6	20	LC	Aaron BAILEY	Locost	6	6:08.71	1.95	71.83	59.47	6 74.23
7	28	LC	David BLACK	Locost	6	6:14.30	7.54	70.76	59.81	3 73.81
8	87	LC	Adam WHITE	Locost	6	6:15.15	8.39	70.60	1:00.27	3 73.24
9	8	LC	Alastair GARRATT	Locost	6	6:16.84	10.08	70.28	1:00.12	3 73.43
10	48	LC	Paul BRYANT	Locost	6	6:17.73	10.97	70.12	1:00.80	5 72.60
11	26	LC	Richard JENKINS	Locost	6	6:17.76	11.00	70.11	1:00.73	5 72.69
12	47	LC	Robert PALIN	Locost	6	6:19.43	12.67	69.80	1:00.72	6 72.70
13	15	LC	Mark GLOVER	Locost	6	6:19.50	12.74	69.79	1:01.05	3 72.31
14	31	LC	Samir ABID	Locost	6	6:19.81	13.05	69.73	1:01.13	2 72.21
15	25	LC	Stephen LANSLEY	Locost	6	6:20.02	13.26	69.70	1:01.18	3 72.15
16	12	LC	Dickie BROWN	Locost	6	6:20.44	13.68	69.62	1:00.86	3 72.53
17	56	LC	David BARTHOLOMEW	Locost	6	6:20.82	14.06	69.55	1:00.32	4 73.18
18	17	LC	Rob FITTER	Locost	6	6:20.83	14.07	69.55	1:01.23	5 72.09
19	30	LC	Lynfel OWEN	Locost	6	6:21.63	14.87	69.40	1:01.01	3 72.35
20	75	LC	Glenn BOYER	Locost	6	6:24.14	17.38	68.95	1:01.51	5 71.77
21	33	LC	Andy SHEPHERD	Locost	6	6:24.24	17.48	68.93	1:01.12	5 72.22
22	51	LC	Dougie HANNAH	Locost	6	6:24.50	17.74	68.88	1:00.38	6 73.11
23	71	LC	Victoria PICKLES	Locost	6	6:25.56	18.80	68.69	1:00.99	6 72.38
24	85	LC	James O'DONNELL	Locost	6	6:26.57	19.81	68.52	1:01.78	3 71.45
25	24	LC	Danny CASSAR	Locost	6	6:27.93	21.17	68.27	1:01.85	6 71.37
26	67	LC	Ernie GUSHLOW	Locost	6	6:28.49	21.73	68.18	1:01.71	5 71.53
27	27	LC	Karen SHEPHERD	Locost	6	6:45.42	38.66	65.33	1:04.41	2 68.53

Not-Classified

34	LC	Mark BARLOW	Locost	4	4:22.55	DNF	67.25	1:01.68	2	71.57
72	LC	Gregg CASTREE	Locost	1	1:09.46	DNF	63.55		0	0.00
1	LC	Declan McDONNELL	Locost	1	5:02.32	DNF	14.60		0	0.00
77	LC	James PINKERTON	Locost	0		Starter	0			

Non-Starters

13	LC	Matt CHERRINGTON	Locost							
----	----	------------------	--------	--	--	--	--	--	--	--

Fastest Lap

14	LC	Martin GAMBLING	Locost					59.34	4	74.39
----	----	-----------------	--------	--	--	--	--	-------	---	-------

2 part race. No 13 took first start.

Weather / Track:

Start Time : 17:10

Brands Hatch

11 Jun 06 17:17

Clerk of Course:  17-20	Time Issued:	Chief Timekeeper: 
--	--------------	--

THESE RESULTS REMAIN PROVISIONAL FOR A MINIMUM OF 30 MINUTES FROM THE TIME OF ISSUE