








750 Motor Club




Cadwell
30th Apr & 1st May '06




MotorSportVision


CadwellPark

Official Programme - £2.50



Programme Amendments

Cadwell Park 30/Apr - 1/May/06

Please add the following:

	No	Cls	Driver	Car
Formula				
Bike-Sports	8	A	David Mountain	Global GT2
	59	B	Tom Haynes	Global GT1
MR2	58	C	Stephen Vince	Toyota MR2 MK1



This meeting is held under the General Regulations of the MSA (incorporating the provisions of the International Sporting Code of the FIA) and the Supplementary Regulations, Final Instructions and any written instructions which the Organisers issue for the race meeting. **MSA Permit: 34284.**

RACE MEETING OFFICIALS

MSA STEWARD
A.Iddon

CLERKS OF COURSE
V.Ayres

J.Smith D.Brice

CLUB STEWARDS
I.Thompson

TIMEKEEPERS
T.Stevens (Chief)
A.Stevens P.Arch

SCRUTINEERS
S.Ford (Chief)
D.Smith H.Fisher
P.Jaggard C.Baker
J.Barlow R.Dominy

INCIDENT OFFICER
A.Bennett

CHIEF MARSHAL
P.Harding/J.Watson

CHIEF OBSERVER
P.Stenning

RACE RESCUE UNIT/S
750 Motor Club
Phoenix Rescue

COMMENTATOR
I.Sowman

SECRETARY
OF THE MEETING
Robin Knight

MARSHALS
750 Motor Club
BMRMC & friends

BREAKDOWN UNITS
Chris Coote Recovery

Sunday 30th April

1.	750MC Formula Vee Championship session A	9.00
2.	750MC Formula Vee Championship session B	9.25
3.	750MC Locost Championship session A	9.50
4.	750MC Locost Championship session B	10.15
5.	MDS Battery RGB Championship classes A & B	10.40
6.	MR2 Challenge	11.05
7.	750MC Roadsports & 7s Championship	11.30
8.	MDS Battery RGB Championship class C	11.55

Races (*=green flag lap)

	Time	
1.	750MC Formula Vee Championship Heat*	1.10
2.	750MC Locost Championship Heat	1.40
3.	RGB Championship classes A & B	2.25
4.	MR2 Challenge	2.55
5.	750MC Roadsports & 7s Championship	3.05
6.	750MC Formula Vee Championship Final*	3.50
7.	750MC Locost Championship Final	4.20
8.	MDS Battery RGB Championship class C	5.10

Monday 1st May

1.	750MC Bike-Sports series	9.00
2.	750MC 750 Formula Championship	9.25

Races (*=green flag lap)

	Time	
9.	750MC Formula Vee Championship Heat*	9.55
10.	750MC Locost Championship Heat*	10.25
11.	MDS Battery RGB Championship classes A & B*	10.55
12.	750MC Bike-Sports series*	11.40
13.	750MC 750 Formula Championship *	12.10
14.	MR2 Challenge*	12.40
15.	750MC Roadsports & 7s Championship *	1.55
16.	750MC Formula Vee Championship Final*	2.40
17.	750MC Locost Championship Final*	3.10
18.	MDS Battery RGB Championship class C*	3.40
19.	750MC Bike-Sports series*	4.25
20.	750MC 750 Formula Championship *	4.55

The organisers reserve the right, with the permission of the Stewards of the Meeting and/or the Clerk of Course, to bring forward the timetable by up to 30 minutes, to change the order in which events are run and to postpone, cancel or abandon the meeting or any part thereof.

Races 1/6 & 9/16

13 mins + 1 lap

750 Motor Club Formula Vee Championship

The 750 Motor Club Formula Vee championship is ideal for beginner and 'expert' alike, looking for competitive single seater racing on a low budget. It has been run by the 750 Motor Club since 1980 and is probably the cheapest way to go single seater racing in the UK. Engine, gearbox and much of the suspension and braking system is from the VW 1300 Beetle and this, along with a Dunlop 'control' tyre puts the emphasis on driver ability to win races.

	No	Driver	Car	ccs	Hometown
B	2	Martyn Donn	Scarab	1300	Salford Priors
B	4	Jake Oliveira	Storm FS1	1300	Brackley
A	5	Daniel Hands	AHS Challenger	1300	Bicester
B	6	Paul Smith	GAC 02	1300	Grays
A	7	Ian Buxton	GAC01/Daghorn	1300	Staffs
A	8	John Hughes	Leastone AHS JH002	1300	Bristol
B	11	Jamie Conyers	GAC 03	1300	Mirfield
A	14	Sam Oliveira	Sheane	1300	Brackley
A	15	Steve Ough	AHS Challenger	1300	Shipley
A	16	James Birch	Storm SF1	1300	Rickmansworth
B	22	Stephen Glasswell	Storm SF1	1300	Bury St Edmunds
B	23	Graham Kiddy	Ray Bowles	1300	Cambridge
B	29	Graham Card	GAC 01	1300	Aylesbury
B	30	Martin Farmer	GAC 03	1300	Castle Bromwich
B	33	Ryan Lindsay	AHS Challenger	1300	Coventry
B	34	Glyn Davies	Royale RP31M	1300	Doncaster
B	37	Adrian Weston	Leastone	1300	Farnhamsurrey
B	40	Charlie Reilly	Sheane	1300	Wickford
A	44	Christopher Mather	Sheane Mk2	1300	Witney
B	45	William Burnett	Storm	1300	Fordcombe
A	46	Roger Thompson	Scarab Mk3	1300	Beckingham
A	47	Paul Curran	Scarab Mk2	1300	Cannock
A	48	Tim Probert	Sheane	1300	Richmond
A	49	Richard Honick	Sheane Mk 3`	1300	Solihull
B	50	John Townshend	Sheane Mk2	1300	Colchester
B	51	Ben Evans	Scarab	1300	Bristol
A	59	Bill Stenning	Spyder	1300	Woking
B	60	Robert Higgins	Sheane 98	1300	Arundel
B	66	Martin Galpin	GAC 01	1300	Colchester
A	67	Paul Taylor	Scarab Mk2	1300	East Grinstead
A	70	James Conyers	Leastone	1300	Upper Poppleton
B	77	Stuart Feather	AHS Challenger	1300	Leeds
A	87	Warren Smith	Storm SF1	1300	
A	94	Peter Belsey	Scarab Mk2	1300	Reading
A	99	Gethin Jones	Spyder	1300	Sheffield

A is 1st practice session, B is 2nd session.

From the combined times, the slowest 26 go into the Heat, the remainder into the Final which will be topped up to 26 by the top finishers in the Heat.

Selection for the Heat/Final on Monday uses the driver's 2nd fastest time in practice.



Races 2/7 & 10/17

28 mins & 13 mins + 1 lap

750 Motor Club Locost Championship

The 750 Motor Club Locost Championship is for cars built to the same basic design and using a standard Ford 1300 cc crossflow engine, gearbox and many other standard components. All cars run with a 'control' camshaft from Kent Cams; modifications are limited to a rebore and basic 'blue-printing'. There is also a 'control' tyre, the Yokohama A539. There is free choice of spring rates and anti-roll bars; dampers must be steel-bodied and single-adjustable.

	No	Driver	Car	Ccs	Hometown
A	2	Brendan Dudley	Locost	1300	Rosewell
A	3	Brian Mitcham	Locost	1300	Bury St Edmunds
A	12	Dickie Brown	Locost	1300	
A	14	Martin Gambling	Locost	1300	Leamington Spa
A	15	Mark Glover	Locost	1300	Derby
A	21	Jason Gibbons	Locost	1300	Bristol
A	22	Ed Pither	Locost	1300	Wolvey
A	28	David Black	Locost	1300	Gt Barr
A	34	Mark Barlow	Locost	1300	Nelson
A	42	Kelvin Foy	Locost	1300	Buckingham
A	43	Simon Wood	Locost	1300	Cambridge
A	44	Gary Parkes	Locost	1300	Lincoln
A	51	Dougie Hannah	Locost	1300	Edinburgh
A	53	Mark Gogle	Locost	1300	Wolverhampton
A	54	James Hughes	Locost	1300	Somersham
A	55	Steve Kirby	Locost	1300	Berkeley
A	65	Lewis Dallas	Locost	1300	Dumbarton
A	70	Jane Darke	Locost	1300	Pleasley
A	83	Paul Presgraves	Locost	1300	Peterborough
A	85	James O'Donnell	Locost	1300	Leeds

The above are in the 1st Locost practice session.

From the combined times, the slowest 28 go into the Heat, the remainder into the Final which will be topped up to 28 by the top finishers in the Heat. Selection for the Heat/Final on Monday uses the driver's 2nd fastest time in practice.



Races 2/7 & 10/17

28 mins & 13 mins + 1 lap

750 Motor Club Locost Championship

The 750 Motor Club Locost Championship is for cars built to the same basic design and using a standard Ford 1300 cc crossflow engine, gearbox and many other standard components. All cars run with a 'control' camshaft from Kent Cams; modifications are limited to a rebore and basic 'blue-printing'. There is also a 'control' tyre, the Yokohama A539. There is free choice of spring rates and anti-roll bars; dampers must be steel-bodied and single-adjustable.

	No	Driver	Car	Ccs	Hometown
B	1	Declan McDonnell	Locost	1300	Hertford
B	8	Alastair Garratt	Locost	1300	Nottingham
B	9	Nick Lear	Locost	1300	Bristol
B	13	Matt Cherrington	Locost	1300	Melksham
B	17	Rob Fitter	Locost	1300	Horsham
B	20	Aaron Bailey	Locost	1300	Leamington Spa
B	24	Danny Cassar	Locost	1300	East Ham
B	64	Andrew Neal	Locost	1300	Cottingham
B	31	Samir Abid	Locost	1300	Leamington Spa
B	47	Robert Palin	Locost	1300	Nuneaton
B	48	Paul Bryant	Locost	1300	Taunton
B	52	Michael Coomber	Locost	1300	Wickford
B	61	David Horne	Locost	1300	Cambridge
B	63	Craig Turner	Locost	1300	Glossop
B	69	Spencer Lyon	Locost	1300	Bicester
B	71	Victoria Pickles	Locost	1300	Louth
B	72	Gregg Castree	Locost	1300	Milton Keynes
B	74	Garry Brandon	Locost	1300	Hitchin
B	75	Glenn Boyer	Locost	1300	Bridgwater
B	76	Simon Hunter	Locost	1300	Northampton
B	87	Adam White	Locost	1300	Stockport



Races 3 & 11

13 mins & 28 mins + 1 lap

MDS Battery RGB Championship

First introduced in 2001, this Championship is for two-seater cars which must be capable of passing an MOT. Cars may be constructed specifically for the series or may be one of the many motorcycle engined cars currently available. The engines must be series-production four-stroke units and may not be modified from standard; they run in three classes; standard Fireblade engined kit cars (class C), up to 145 bhp (class B), 146 to 180 bhp and all rear-engined cars (class A). Control tyre is the Yokohama AO48R.

No	Cls	Driver	Car	Ccs	Hometown
3	A	Jonathan Wright	Radical SR4	1300	Cambridge
10	A	James Johnson	Fisher fury	1299	Corsham
21	A	Doug Carter	Genesis Evo	1200	Kendal
27	A	Martin Brooks	Stuart Taylor Phasar	1200	
39	A	Ian Gray	Stuart Taylor Phasar	1000	Ilkeston
41	A	Neil Constable-Berry	Fisher Fury	1137	Norwich
52	A	Rob Baldwin	BDN S2	1200	Aldershot
68	A	Adrian Moore	Pell Genesis Evo	1200	Peterborough
71	A	Tim Pell	Genesis EVO	1200	Bradford
75	A	Gordon Griffin	T5 Mission	1200	South Croydon
99	A	Steve Robinson	Genesis RR06	1200	Bingley
43	B	Paul Rogers	Stuart Taylor Phoenix	998	Attleborough
65	B	Neil Palmer	Stuart Taylor Phoenix	899	Spalding



MDS

Races 4 & 14

13 mins + 1 lap

MR2 Challenge

No	Cls	Driver	Model	Ccs	Hometown
1	B	Patrick Mortel	MK2	2000	Kenilworth
2	A	Kevin Poole	MK1	1600	Clifton
3	A	James O'Neill	MK1	1600	Kingston
5	A	Ady Stimpson	MK1	1600	Bestwood
6	B	Clive Morphett	MK2	2000	Nottingham
7	A	Robert Howes	MK1	1600	Denver
9	A	Jonathan Grimes	MK1	1600	Ascot
14	A	Karen Phillips	MK1	1600	Worcester
17	A	Paul Barber	MK1	1600	Southwold
22	A	Mark Mailer	MK1	1600	Basildon
23	A	Sarah Wherry	MK1	1600	Grimsby
33	A	Neil Glynn	MK1	1600	Loughborough
35	A	Iain Morton	MK1	1600	London
34	A	Chris Dunnett	MK1	1600	Felixstowe
36	A	Rob Alman	MK1	1600	Telford
58	B	Steve Vince	MK1	1600	Neyland
64	A	Liam O'tool	MK1	1600	Leeds
78	A	George Taylor	MK1	1600	Pennsylvania
79	A	Richard Pearson	MK1	1600	Spilsby
80	A	Sam Mayer-Loughnan	MK1	1600	Cork
88	A	Steve Wolfe	MK1	1600	Prestwich

Races 5 & 15

28 mins + 1 lap

750 MC Roadsports & 7 Championships

If it's a sportscar produced in a reasonable volume, it's probably eligible - there is no more varied a Championship for sportscars in the UK and its split into separate classes based generally on engine capacity/car type. Engine must be original fitment, but crank, rods, pistons, camshaft, induction and exhaust are free; head mods are permitted; add-on forced induction is not permitted. Power outputs will vary between 100bhp in the small class, to getting on for 350+bhp in the big V8s. Transmission must be a production-car gearbox. Close-ratio gears and LSD are permitted, traction control is not.

No	Cls	Driver	Car	Ccs	Hometown
1	A	Mal Davison	Noble M12 GT 3R	3000T	Burntwood
2	B	David Dawson	Evante Mk1	2000	Grantham
3	B	Alec Livesley	Ginetta G20	1998	St Leonards On Sea
4	A	Doug Ellwood	TVR Tuscan	5050	Stratford Upon Avon
17	A	Ben Shalders	Caterham R400	1800	Warwick
22	A	Carl Woodwiss	Caterham 7	1800	Birmingham
25	A	Peter Lawrence	Caterham Superlight R	1800	Thame
28	A	Paul Dobson	Mazda RX7	1300	Frodsham
29	A	Keith Ahlers	Morgan + 8	4599	Jersey
30	A	Paul Crankshaw	Caterham R400	1800	Cambridge
37	A	Ian Brown	Caterham 7	1800	Baldock
44	B	Peter Davies	Caterham Supersprint	1700	Southport
50	B	Peter Smith	Ginetta G20	1998	Manningtree
55	A	Stuart Smith	Caterham R400	1800	Grange Over Sands
62	A	Matt Shires	Caterham Superlight	1800	
66	B	Stephen Oliver	Lotus Elise	1796	Ely
71	A	Kevin Williams	Caterham R400	1800	Bury St. Edmunds
72	A	Neil Hinson	Caterham R400	1800	Newbury
77	B	Robbie Watts	Renault Spider	2000	Westcliff On Sea
84	A	Gerry Simpson	Caterham Seven	1800	Churton
90	A	Barry Train	Caterham	1998	Shoreham-By-Sea
97	A	Peter French	Caterham R400	1800	Burnham-On-Crouch
99	A	Peter Ratcliff	Caterham R400	1800	Tyrrells Wood



Races 8 & 18

13 mins & 28 mins + 1 lap

MDS Battery RGB Championship

First introduced in 2001, this Championship is for two-seater cars which must be capable of passing an MOT. Cars may be constructed specifically for the series or may be one of the many motorcycle engined cars currently available. The engines must be series-production four-stroke units and may not be modified from standard; they run in three classes; standard Fireblade engined kit cars (class C), up to 145 bhp (class B), 146 to 180 bhp and all rear-engined cars (class A). Control tyre is the Yokohama AO48R.



No	Cls	Driver	Car	Ccs	Hometown
1	C	Tim Gray	Stuart Taylor Phoenix	919	Trowell
6	C	Mike Atkinson	Stuart Taylor Phasar	919	Preston
7	C	Mike Field	Fisher Fury	919	London
14	C	Gordon Milner	STM Phasar	918	Dallington Green
15	C	John Cutmore	Westfield Megablade	919	Bury St Edmunds
23	C	David Wale	Fisher Fury Fireblade	919	Amersham
25	C	Derek Jones	Fisher Fury	919	Norwich
29	C	Martin Roberts	Fisher Fury	919	Towcester
31	C	Matt Rowe	Fisher Fury	919	Winchester
34	C	Colin Duce	Fisher Fury	893	Maidstone
36	C	Henry Carr	Fisher Fury	919	Leeds
42	C	Simon Mayne	MK Indy	919	Northallerton
44	C	Judi Derisley	Fisher Fury	900	Hayling Island
46	C	John Goodwin	Stuart Taylor Phoenix	919	Sheffield
50	C	Tim Hoverd	Fisher Fury	919	Cambridge
59	C	Pete Rope	Stuart Taylor Phoenix	919	London
63	C	Colin Chapman	Fisher Fury	919	Eckington
69	C	Jonathan Thackray	Fisher Fury	919	Chesterfield
73	C	Adrian Chapman	Locoblade	893	Chippenham
77	C	Phil Alcock	Pulsar Blade	899	Lutterworth

MDS

Races 12 & 19

13 mins + 1 lap

750 Motor Club Bike-Sports Series

New for 2005 is the 750 Motor Club's Bike-Sports series, backed by Circuit Driver magazine. The series caters for sports-racing cars of any make, fitted with a production motorbike engine and gearbox. It is divided into classes based upon the engine size, but also includes separate classes for the Radical Clubsport, Sports 1000 and Global Lights cars.

No	Cls	Driver	Car	Ccs	Hometown
3	B	Nigel Place	Speads Sports Car	1300	Hatfield
4	D	Marcos Burnett	Radical Clubsport	1100	London
15	C	Neil Boardman	ADR 1000	1000	Doncaster
17	B	Sean Crosswaite	Global Light GT	1000	Bishop Stortford
18	B	Paul Trayhurn	Radical Prosport	1300	Bourne
20	D	Graham Read	Radical Clubsport	1100	Wellingborough
21	B	Jason Carley	T5 Mission	1100	Marlow
22	B	Jean Parker	T5 Mission	1100	Carnforth
24	A	Paul Steele	Radical SR4	1200	Pontefract
30	A	Simon Ford	Radical Prosport	1100	Pershore
34	B	Simon Ham	Radical Prosport	1300	
46	D	Sheridan Bell	Radical Clubsport	1100	Skegness
50	GT1	Geoffrey Taylor	Global Light	1000	High Wycombe
95	D	Richard Stables	Radical Clubsport	1100	Seaton Ross

Circuit Driver
www.circuitdriver.com



Races 13 & 20

13 mins + 1 lap

750 Motor Club 750 Formula Championship

750 Formula is for two-seater sports racing cars, introduced by the 750 MC in 1949, as its first racing formula. The regulations provide ample scope for the amateur to design and build his own car, and to develop his skills in chassis / suspension design and engine tuning within carefully controlled limits. There are two engine options, either the highly tuned Reliant 850cc or the unmodified Fiat 'FIRE' 1108cc, the latter introduced in 2003 due to the diminishing supply of spares for the Reliant engine. All cars run on a control Yokohama slick tyre.



No	Cls	Driver	Car	Ccs	Hometown
1		Mick Harris	Darvi 877	1108	High Wycombe
2		Peter Bove	Darvi P-88	1108	Essendon
3		Bob Simpson	SS/F	1108	West Drayton
4		Antony Raine	Centaur Mk16	1108	Verwood
5		Martin Kemp	Darvi Mk6	1108	Aldershot
7		Rodney Hill	Mystic T4/21	1108	Ashby de la Zouch
8	B	Ian Allen	Stage 8 Marrow	1108	Deeping St Nicholas
12	B	Bill Rutter	Darvi Mk5B	1108	Bedford
13		Dave Robson	SDAR/83	1108	Ashbourne
21		Paul Morris	Darvi 92J	1108	LONDON
22	B	Huw Davies	Harrison Evo	1100	HERTFORD
23		Chris Gough	CGR2	1108	Telford
24	B	Paul Collins	Darvi Mk5	1108	Bedford
27	B	Sue Buxton	Darvi 5/97	1108	West Malling
35	B	Andrew Lake	Phoenix	1100	Bedford
55		Roger Rowe	Centaur Mk 20	1108	Kidderminster
57	B	David Watts	Centaur Mk16	1108	DROITWICH
65	B	Nigel Terry	Darvi Mk5	1108	Sheringham

750 Motor Club 750 Formula Championship 2005							
	Pts	Driver			Pts	Driver	
1st	50	<i>Bob Simpson</i>		4th	34	<i>Roger Rowe</i>	
2nd	40	<i>Peter Bove</i>		5th	30	<i>Dave Robson</i>	
3rd	40	<i>Antony Raine</i>		6th	24	<i>Ian Allen</i>	
750 Motor Club Formula Vee Championship 2005							
	Pts	Driver			Pts	Driver	
1st	42	<i>John Hughes</i>		4th	32	<i>Ian Buxton</i>	
2nd	36	<i>Sam Oliveira</i>		5th	27	<i>Graham Card</i>	
3rd	34	<i>Jake Oliveira</i>		6th	21	<i>Martyn Donn</i>	
750 Motor Club RGB Championship 2005							
	Pts	Cls	Driver		Pts	Cls	Driver
1st	42	A	<i>Gordon Griffin</i>	4th	28	B	<i>Paul Rogers</i>
2nd	39	C	<i>Chris Seaman</i>	5th	28	C	<i>Tim Gray</i>
3rd	32	A	<i>Martin Brooks</i>	6th	25	C	<i>John Goodwin</i>
750 Motor Club Roadsports Championship 2005							
	Pts	Cls	Driver		Pts	Cls	Driver
1st	31	B	<i>Alec Livesley</i>	4th	15	A	<i>Mike Gardiner</i>
2nd	18	A	<i>Mal Davison</i>	5th	13	B	<i>David Dawson</i>
3rd	18	B	<i>Peter Smith</i>	6th	13	C	<i>Pete Richards</i>
750 Motor Club 7 Championship 2005							
	Pts	Cls	Driver		Pts	Cls	Driver
1st	27	A	<i>Kevin Williams</i>	4th	18	A	<i>Peter Ratcliff</i>
2nd	19	A	<i>Neil Hinson</i>	5th	17	A	<i>Stuart Smith</i>
3rd	18	A	<i>Carl Woodwiss</i>	6th	14	A	<i>Alastair Chalmers</i>
750 Motor Club Locost Championship 2005							
	Pts	Driver			Pts	Driver	
1st	114	<i>Declan McDonnell</i>		4th	86	<i>Brendan Dudley</i>	
2nd	92	<i>Martin Gambling</i>		5th	71	<i>Adam White</i>	
3rd	89	<i>Aaron Bailey</i>		6th	67	<i>Brian Mitcham</i>	

Cadwell Park Full Circuit - Lap Records

Formula	Class	Name	Time	Speed	Date
750 Formula		Mick Harris	1:37.49	80.24	05/06/2005
750 Trophy	A	Mark Roper	2:11.746	59.37	02/09/2001
	B	John Bennett	2:07.947	61.14	31/08/2002
	C	Pete Birch	1:52.27	69.68	25/09/2004
	D	Kerry Horan	2:01.752	64.25	31/08/2002
Formula 4	A	Chris Lewis	1:29.2	87.7	24/09/2005
	B	Chris Kite	1:29.28	87.62	24/09/2005
	C	Richard Hypher	1:34.25	83	25/09/2005
	D	Mark Jackson	1:30.92	86.04	26/09/2004
	E	Ian del Pizzo	1:33.92	83.29	25/09/2005
Formula Vee		Jez Clark	1:35.82	81.64	28/09/2003
Kit Cars	A	Jonathon White	1:41.052	77.41	02/09/2001
	B	Andrew Hiley	1:39.85	78.35	26/09/2004
RGB	A	Tim Pell	1:35.47	81.94	05/06/2005
	B	Martin Brooks	1:39.718	78.92	01/09/2001
	C	Martin Brooks	1:35.87	81.18	2003
Roadsports	A	Mal Davison	1:38.81	79.17	24/09/2005
	B	Philip Gladman	1:41.88	76.68	28/06/1998
	C	Paul Lucas	1:46.40	73.42	04/08/1996
Caterhams	A	Martin Stewart	1:35.40	82.00	25/09/2004
	B	Ben Shalders	1:39.72	78.45	26/09/2004
	C	Andrew McMillan	1:40.69	77.69	25/09/2004
Hot Hatch	A	Mark Cunningham	1:41.82	76.83	25/09/2005
	B	Mark Cunningham	1:42.95	75.99	04/06/2005
	C	Paul McMillan	1:44.38	74.95	25/09/2004
Stock Hatch		Peter Felix	1:49.90	71.18	28/09/2003
Locost		Tim Gray	1:47.51	72.76	27/09/2003

Cadwell Park Lap Speed Table

Time in secs	Speed in mph	Time in secs	Speed in mph	Time in secs	Speed in mph	Time in secs	Speed in mph	Time in secs	Speed in mph	Time in secs	Speed in mph
89.00	87.78	92.50	84.45	96.00	81.38	99.50	78.51	105.00	74.40	109.50	71.34
89.10	87.68	92.60	84.36	96.10	81.29	99.60	78.43	105.20	74.26	109.60	71.28
89.20	87.58	92.70	84.27	96.20	81.21	99.70	78.36	105.40	74.12	109.70	71.21
89.30	87.48	92.80	84.18	96.30	81.12	99.80	78.28	105.60	73.98	109.80	71.15
89.40	87.38	92.90	84.09	96.40	81.04	99.90	78.20	105.80	73.84	109.90	71.08
89.50	87.28	93.00	84.00	96.50	80.95	100.00	78.12	106.00	73.70	110.00	71.02
89.60	87.19	93.10	83.91	96.60	80.87	100.10	78.04	106.20	73.56	110.10	70.95
89.70	87.09	93.20	83.82	96.70	80.79	100.20	77.96	106.40	73.42	110.20	70.89
89.80	86.99	93.30	83.73	96.80	80.70	100.30	77.89	106.60	73.28	110.30	70.83
89.90	86.90	93.40	83.64	96.90	80.62	100.40	77.81	106.80	73.15	110.40	70.76
90.00	86.80	93.50	83.55	97.00	80.54	100.50	77.73	107.00	73.01	110.50	70.70
90.10	86.70	93.60	83.46	97.10	80.45	100.60	77.65	107.10	72.94	110.60	70.63
90.20	86.61	93.70	83.37	97.20	80.37	100.70	77.58	107.20	72.87	110.70	70.57
90.30	86.51	93.80	83.28	97.30	80.29	100.80	77.50	107.30	72.81	110.80	70.51
90.40	86.42	93.90	83.19	97.40	80.21	100.90	77.42	107.40	72.74	110.90	70.44
90.50	86.32	94.00	83.11	97.50	80.12	101.00	77.35	107.50	72.67	111.00	70.38
90.60	86.23	94.10	83.02	97.60	80.04	101.20	77.19	107.60	72.60	111.10	70.32
90.70	86.13	94.20	82.93	97.70	79.96	101.40	77.04	107.70	72.53	111.20	70.25
90.80	86.04	94.30	82.84	97.80	79.88	101.60	76.89	107.80	72.47	111.30	70.19
90.90	85.94	94.40	82.75	97.90	79.80	101.80	76.74	107.90	72.40	111.40	70.13
91.00	85.85	94.50	82.67	98.00	79.71	102.00	76.59	108.00	72.33	111.50	70.06
91.10	85.75	94.60	82.58	98.10	79.63	102.20	76.44	108.10	72.27	111.60	70.00
91.20	85.66	94.70	82.49	98.20	79.55	102.40	76.29	108.20	72.20	111.70	69.94
91.30	85.56	94.80	82.41	98.30	79.47	102.60	76.14	108.30	72.13	111.80	69.87
91.40	85.47	94.90	82.32	98.40	79.39	102.80	75.99	108.40	72.07	111.90	69.81
91.50	85.38	95.00	82.23	98.50	79.31	103.00	75.84	108.50	72.00	112.00	69.75
91.60	85.28	95.10	82.15	98.60	79.23	103.20	75.70	108.60	71.93	112.10	69.69
91.70	85.19	95.20	82.06	98.70	79.15	103.40	75.55	108.70	71.87	112.20	69.63
91.80	85.10	95.30	81.97	98.80	79.07	103.60	75.41	108.80	71.80	112.30	69.56
91.90	85.01	95.40	81.89	98.90	78.99	103.80	75.26	108.90	71.74	112.40	69.50
92.00	84.91	95.50	81.80	99.00	78.91	104.00	75.12	109.00	71.67	112.50	69.44
92.10	84.82	95.60	81.72	99.10	78.83	104.20	74.97	109.10	71.60	112.60	69.38
92.20	84.73	95.70	81.63	99.20	78.75	104.40	74.83	109.20	71.54	112.70	69.32
92.30	84.64	95.80	81.54	99.30	78.67	104.60	74.68	109.30	71.47	112.80	69.26
92.40	84.55	95.90	81.46	99.40	78.59	104.80	74.54	109.40	71.41	112.90	69.19

FIA WORLD TOURING CAR CHAMPIONSHIP



THE BIGGEST TOURING CAR BATTLE IN BRITAIN!

BRANDS HATCH
21 MAY 2006

WTCC 
FIA WORLD TOURING CAR CHAMPIONSHIP Brands Hatch

Race day admission (online)	£24*
Race day admission (gate)	£30
Weekend admission (online)	£34*
Kids 12 & under	FREE
Advance grandstand seating	£9*

brandshatch.co.uk
0870 950 9000

*before midnight Monday 15 May

riniAndyPriauxGabrieleTarquiniAlexZanardiRobHuffAlainMenuJamesThompsonYvanMullerGianniMorbideilliRickardRydell
RickardRydellNicolaLariniAndyPriauxGabrieleTarquiniAlexZanardiRobHuffAlainMenuJamesThompsonYvanMullerGianniMc

OFFICIAL PARTNERS





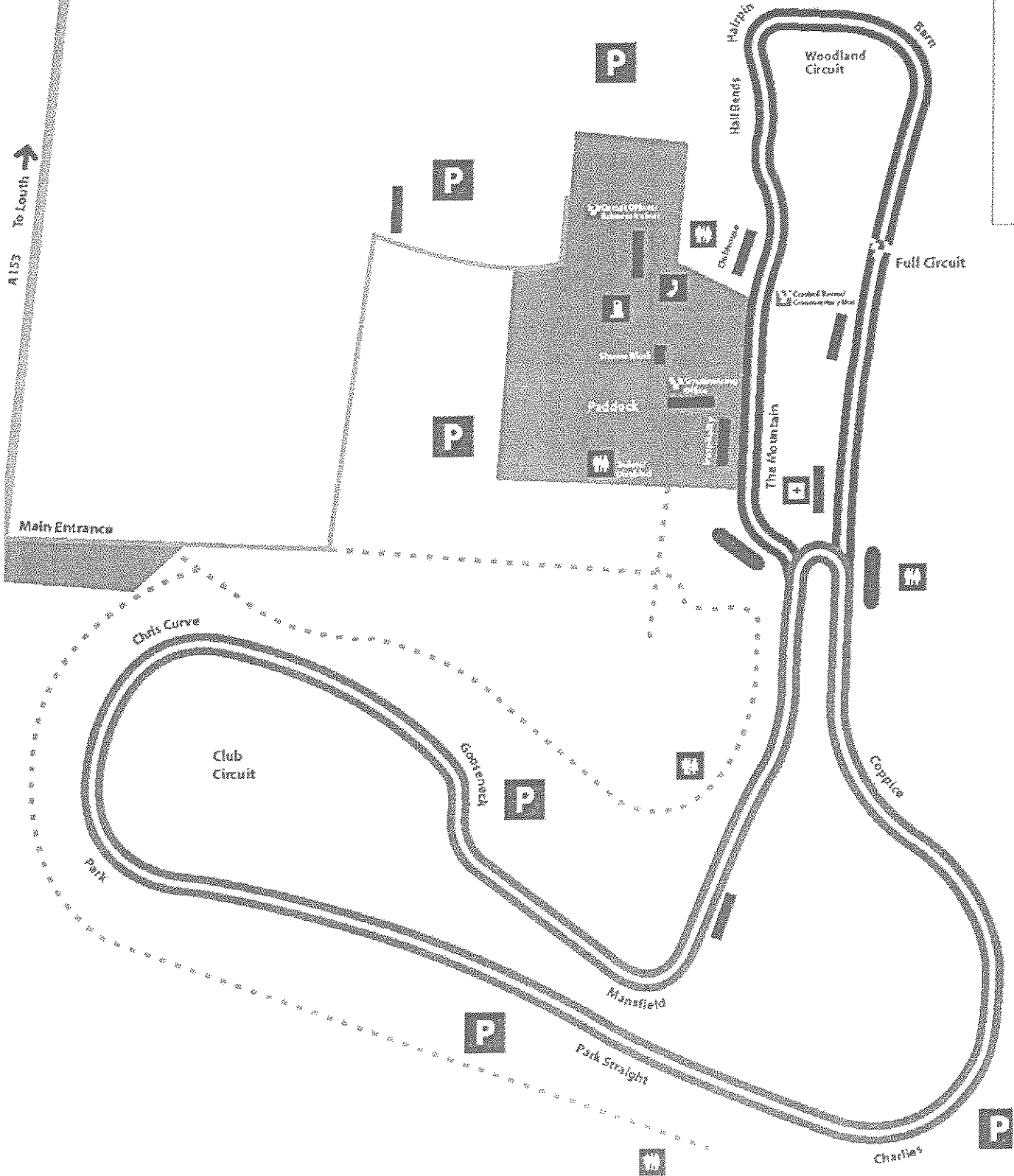
2006 Fixture List

Date	Circuit	750 Formula	Formula 4	Formula Vee	750 Trophy	Kit Cars	Roadsports	7s	Hot Hatch	Stock Hatch	Locost	RGB	Bike Sports	A7C	SAXMAX	SR & GT	MR2 Challenge
Mar 12	Mallory		✓	✓					✓		✓						
Apr 1	Brands	✓					✓	✓	✓		✓		✓				
2					✓	✓				✓	✓						
14	Snetterton		✓							✓	✓						✓
15			✓			✓	✓	✓		✓	✓						✓
30	Cadwell			✓			✓	✓			✓	✓					✓
May 1		✓		✓			✓	✓			✓	✓	✓				✓
13	Donington		✓	✓			✓	✓		✓							✓
14		✓			✓				✓								✓
27	Thruxton	✓	✓	✓		✓	✓	✓	✓		✓	✓	✓				
Jun 10	Brands			✓								✓		✓	✓		✓
11		✓	✓	✓		✓					✓				✓		
24	Cadwell			✓	✓	✓			✓								
25		✓	✓	✓					✓			✓	✓			✓	
Jly 15	Pembrey			✓			✓	✓				✓					✓
16		✓		✓			✓	✓	✓			✓					✓
29	Lydden	✓			✓	✓				✓	✓			✓			
30		✓			✓	✓				✓	✓			✓			
Aug 12	Brands		✓				✓	✓		✓			✓				
13		✓					✓	✓	✓	✓							✓
26	Silverstone			✓			✓	✓		✓	✓	✓	✓		✓		
27		✓	✓		✓	✓		✓						✓			
Sep 9	Oulton			✓			✓	✓	✓	✓					✓		
17	Donington					✓					✓	✓	✓			✓	
30	Snetterton	✓				✓	✓	✓			✓				✓		✓
Oct 1			✓				✓	✓	✓	✓					✓		
22	Mallory	✓		✓	✓								✓			✓	✓
28	Silverstone	BIRKETT SIX HOUR RELAY															

To Lincoln

A153 To Louth

Main Entrance



P

P

P

P

P

P

Grandstand

Clubhouse

Service Block

Pedestrian Deck

Covered Stand

Woodland Circuit

Full Circuit

Club Circuit

Mansfield

Park Straight

Copple

Charles

Chris Curve


Ecclestone

The Mountain

Hill Ends

Bart

Main Entrance



750 Motor Club Formula Vee

Provisional Results - Race 1 - Heat

Pl	No	Cl	Name	Car	Laps	Time	Behind	MPH	Best Lap on	MPH
1	8	FV	John HUGHES	Leystone AHS JH002	9	15:04.20		77.86	1:38.41	5 79.49
2	45	FV	William BURNETT	Storm	9	15:04.80	0.60	77.81	1:38.05	8 79.78
3	29	FV	Graham CARD	GAC 01	9	15:06.12	1.92	77.70	1:38.07	7 79.77
4	23	FV	Graham KIDDY	Ray Bowles	9	15:12.89	8.69	77.12	1:39.33	5 78.76
5	15	FV	Steve OUGH	AHS Challenger	9	15:20.72	16.52	76.47	1:40.49	5 77.85
6	33	FV	Ryan LINDSAY	AHS Challenger	9	15:21.26	17.06	76.42	1:40.46	6 77.87
7	22	FV	Stephen GLASSWELL	Storm SF1	9	15:24.42	20.22	76.16	1:40.29	8 78.00
8	49	FV	Richard HONICK	Sheane Mk3	9	15:35.82	31.62	75.23	1:41.72	3 76.91
9	37	FV	Adrian WESTON	Leystone	9	15:37.54	33.34	75.10	1:41.60	3 77.00
10	30	FV	Martin FARMER	GAC 03	9	15:41.02	36.82	74.82	1:40.95	4 77.49
11	60	FV	Bob HIGGINS	Sheane 98	9	15:41.95	37.75	74.74	1:42.12	8 76.60
12	51	FV	Ben EVANS	Scarab	9	15:51.77	47.57	73.97	1:41.93	8 76.75
13	40	FV	Charlie REILLY	Sheane	9	15:55.79	51.59	73.66	1:43.40	8 75.66
14	99	FV	Gethin JONES	Spyder	9	15:56.55	52.35	73.60	1:42.94	9 75.99
15	77	FV	Stuart FEATHER	AHS Challenger	9	15:58.07	53.87	73.49	1:42.64	8 76.22
16	59	FV	Bill STENNING	Spyder	9	15:58.42	54.22	73.46	1:42.43	9 76.37
17	94	FV	Peter BELSEY	Scarab Mk2	9	15:59.04	54.84	73.41	1:42.06	9 76.65
18	67	FV	Paul TAYLOR	Scarab Mk2	9	16:36.97	1:32.77	70.62	1:47.17	8 72.99
19	46	FV	Roger THOMPSON	Scarab Mk3	9	16:36.98	1:32.78	70.62	1:46.49	0 73.46
20	34	FV	Glyn DAVIES	Royale RP31M	9	16:48.07	1:43.87	69.84	1:49.61	5 71.37
21	70	FV	James CONYERS	Leystone	8	15:17.00	1 Lap	68.25	1:51.62	3 70.08

Not-Classified

16	FV	James BIRCH	Storm SF1	4	7:13.22	DNF	72.23	1:42.77	3 76.12
----	----	-------------	-----------	---	---------	-----	-------	---------	---------

Non-Starters

44	FV	Christopher MATHER	Sheane Mk2
48	FV	Tim PROBERT	Sheane
50	FV	John TOWNSHEND	Sheane Mk2
87	FV	Warren SMITH	Storm SF1

Fastest Lap

45	FV	William BURNETT	Storm				1:38.05	8 79.78
----	----	-----------------	-------	--	--	--	---------	---------

Weather / Track:

Start Time : 13:09

Cadwell Park

30 Apr 06 13:25

Clerk of Course:

[Signature] 13 07

Time Issued:

Chief Timekeeper:

[Signature]

THESE RESULTS REMAIN PROVISIONAL FOR A MINIMUM OF 30 MINUTES FROM THE TIME OF ISSUE



750 Motor Club Locost

Provisional Results - Race 2 - Heat

Pl	No	Cl	Name	Car	Laps	Time	Behind	MPH	Best Lap on	MPH
1	28	LC	David BLACK	Locost	9	16:50.57		69.67	1:50.64	4 70.70
2	47	LC	Robert PALIN	Locost	9	16:51.97	1.40	69.57	1:50.60	8 70.73
3	72	LC	Gregg CASTREE	Locost	9	16:55.65	5.08	69.32	1:50.91	7 70.53
4	3	LC	Brian MITCHAM	Locost	9	17:00.80	10.23	68.97	1:49.89	8 71.19
5	31	LC	Samir ABID	Locost	9	17:04.03	13.46	68.75	1:50.70	9 70.67
6	22	LC	Ed PITHER	Locost	9	17:05.00	14.43	68.69	1:49.92	8 71.17
7	48	LC	Paul BRYANT	Locost	9	17:06.12	15.55	68.61	1:51.01	8 70.47
8	52	LC	Michael COOMBER	Locost	9	17:14.56	23.99	68.05	1:51.79	9 69.98
9	64	LC	Andrew NEAL	Locost	9	17:14.64	24.07	68.05	1:50.36	6 70.88
10	54	LC	James HUGHES	Locost	9	17:16.31	25.74	67.94	1:51.67	5 70.05
11	75	LC	Glenn BOYER	Locost	9	17:28.62	38.05	67.14	1:52.15	6 69.75
12	21	LC	Jason GIBBONS	Locost	9	17:32.18	41.61	66.91	1:53.31	6 69.04
13	76	LC	Simon HUNTER	Locost	9	17:32.47	41.90	66.90	1:53.84	6 68.72
14	85	LC	James O'DONNELL	Locost	9	17:33.81	43.24	66.81	1:53.88	7 68.69
15	71	LC	Victoria PICKLES	Locost	9	17:34.23	43.66	66.78	1:53.34	4 69.02
16	12	LC	Dickie BROWN	Locost	9	17:59.54	1:08.97	65.22	1:54.29	8 68.45
17	74	LC	Garry BRANDON	Locost	9	18:00.09	1:09.52	65.18	1:56.59	7 67.10
18	42	LC	Kelvin FOY	Locost	9	18:34.86	1:44.29	63.15	2:01.39	4 64.44
19	70	LC	Jane DARKE	Locost	9	18:37.67	1:47.10	62.99	2:01.24	7 64.52
20	69	LC	Spencer LYON	Locost	8	17:46.58	1 Lap	58.68	1:52.02	5 69.83

Not-Classified

55	LC	Steve KIRBY	Locost	9	17:01.70	DNF	68.91	1:49.93	8 71.16
53	LC	Mark GOGLE	Locost	9	18:06.60	DNF	64.79	1:56.46	6 67.17
51	LC	Dougie HANNAH	Locost	8	15:38.05	DNF	66.72	1:54.04	8 68.60
24	LC	Danny CASSAR	Locost	3	5:53.85	DNF	66.32	1:52.91	2 69.28
63	LC	Craig TURNER	Locost	0		Starter	0		

Non-Starters

34	LC	Mark BARLOW	Locost						
61	LC	David HORNE	Locost						
65	LC	Lewis DALLAS	Locost						

Fastest Lap

3	LC	Brian MITCHAM	Locost					1:49.89	8 71.19
---	----	---------------	--------	--	--	--	--	---------	---------

Red flag after 20:00. Result declared on 9 laps. 53 & 55 not running at time of red flag.

Weather / Track:

Start Time : 13:36

Cadwell Park

30 Apr 06 14:04

Clerk of Course:

[Signature] 14 46

Time Issued:

Chief Timekeeper:

[Signature]

THESE RESULTS REMAIN PROVISIONAL FOR A MINIMUM OF 30 MINUTES FROM THE TIME OF ISSUE



MDS Battery RGB

Provisional Results - Race 3 - Class A & B

Pl	No	Cl	Name	Car	Laps	Time	Behind	MPH	Best Lap on	MPH
1	27	BEA	Martin BROOKS	Stuart Taylor Phasar	9	14:37.77		80.21	1:36.21	8 81.31
2	3	BEA	Jonathan WRIGHT	Radical SR4	9	14:40.59	2.82	79.95	1:35.87	6 81.60
3	52	BEA	Rob BALDWIN	BDN S2	9	15:03.56	25.79	77.92	1:37.94	6 79.87
4	10	BEA	James JOHNSON	Fisher Fury	9	15:03.78	26.01	77.90	1:37.93	6 79.88
5	21	BEA	Doug CARTER	Genesis Evo	9	15:32.70	54.93	75.49	1:40.71	8 77.68
6	99	BEA	Steve ROBINSON	Genesis RR06	9	15:32.90	55.13	75.47	1:40.86	8 77.56
7	65	BEB	Neil PALMER	Stuart Taylor Phoenix	8	14:38.27	1 Lap	71.26	1:46.85	7 73.21
8	41	BEA	Neil CONSTABLE-BERRY	Fisher Fury	8	14:38.84	1 Lap	71.21	1:46.11	7 73.72
9	39	BEA	Ian GRAY	Stuart Taylor Phasar	8	15:03.19	1 Lap	69.29	1:50.49	2 70.80
<u>Not-Classified</u>										
	75	BEA	Gordon GRIFFIN	T5 Mission	7	11:35.99	DNF	78.68	1:34.74	5 82.57
	43	BEB	Paul ROGERS	Stuart Taylor Phoenix	7	12:25.83	DNF	73.42	1:42.32	7 76.45
	71	BEA	Tim PELL	Genesis EVO	4	6:39.57	DNF	78.31	1:37.00	4 80.65
<u>Fastest Lap</u>										
	75	BEA	Gordon GRIFFIN	T5 Mission				1:34.74	5	82.57
	43	BEB	Paul ROGERS	Stuart Taylor Phoenix				1:42.32	7	76.45

Weather / Track:

Start Time : 14:23

Cadwell Park

30 Apr 06 14:37

Clerk of Course:  15.12	Time Issued:	Chief Timekeeper: 
--	--------------	---

THESE RESULTS REMAIN PROVISIONAL FOR A MINIMUM OF 30 MINUTES FROM THE TIME OF ISSUE



Toyota MR2 Challenge

Provisional Results - Race 4

Pl	No	Cl	Name	Car	Laps	Time	Behind	MPH	Best Lap on	MPH
1	80	MRA	Sam MAYER-LOUGHMAN	Toyota MR2 Mk1	8	15:33.78		67.02	1:52.92	6 69.28
2	33	MRA	Neil GLYNN	Toyota MR2 Mk1	8	15:34.26	0.48	66.99	1:54.31	7 68.43
3	66	MRB	Peter DUKE	Toyota MR2	8	15:35.30	1.52	66.91	1:53.65	7 68.83
4	64	MRA	Liam O'TOOL	Toyota MR2 Mk1	8	15:49.87	16.09	65.89	1:56.10	7 67.38
5	1	MRB	Patrick MORTELL	Toyota MR2 Mk2	8	15:55.68	21.90	65.48	1:55.94	3 67.47
6	2	MRA	Kevin POOLE	Toyota MR2 Mk1	8	16:01.34	27.56	65.10	1:55.83	4 67.54
7	22	MRA	Mark MAILER	Toyota MR2 Mk1	8	16:02.58	28.80	65.02	1:56.52	7 67.14
8	9	MRA	Jonathan GRIMES	Toyota MR2 Mk1	8	16:18.44	44.66	63.96	1:59.93	2 65.23
9	7	MRA	Robert HOWES	Toyota MR2 Mk1	8	16:32.01	58.23	63.09	1:59.70	7 65.35
10	5	MRA	Ady STIMPSON	Toyota MR2 Mk1	8	16:49.07	1:15.29	62.02	2:02.01	3 64.12
11	79	MRA	Richard PEARSON	Toyota MR2 Mk1	8	16:56.54	1:22.76	61.56	1:59.87	6 65.26
12	23	MRA	Sarah WHERRY	Toyota MR2 Mk1	8	17:11.06	1:37.28	60.70	1:58.88	6 65.80
13	14	MRA	Karen PHILIPS	Toyota MR2 Mk1	8	17:15.23	1:41.45	60.45	2:04.88	8 62.64
14	17	MRA	Paul BARBER	Toyota MR2 Mk1	8	17:15.86	1:42.08	60.42	2:04.48	8 62.84
15	36	MRA	Rob ALMAN	Toyota MR2	8	17:26.56	1:52.78	59.80	2:01.92	7 64.16
16	46	MRA	Daniel GATT	Toyota MR2	8	17:37.26	2:03.48	59.19	2:04.93	7 62.62
<u>Not-Classified</u>										
	3	MRA	James O'NEIL	Toyota MR2 Mk1	4	8:01.96	DNF	64.92	1:55.89	3 67.50
	35	MRA	Iain MORTON	Toyota MR2 Mk1	1	2:16.58	DNF	57.28		0 0.00
	34	MRA	Chris DUNNETT	Toyota MR2 Mk1	0		Starter	0		
<u>Non-Starters</u>										
	88	MRA	Steve WOOLFE	Toyota MR2						
<u>Fastest Lap</u>										
	80	MRA	Sam MAYER-LOUGHMAN	Toyota MR2 Mk1				1:52.92	6	69.28
	66	MRB	Peter DUKE	Toyota MR2				1:53.65	7	68.83

Weather / Track:

Start Time : 14:50

Cadwell Park

30 Apr 06 15:07

Clerk of Course:

AS 15 58.

Time Issued:

Chief Timekeeper:

[Signature]

THESE RESULTS REMAIN PROVISIONAL FOR A MINIMUM OF 30 MINUTES FROM THE TIME OF ISSUE



750 Motor Club Roadsports & 7s

Provisional Results - Race 5

Pl	No	Cl	Name	Car	Laps	Time	Behind	MPH	Best Lap on	MPH	
1	17	7A	Ben SHALDERS	Caterham R400	19	31:19.04		79.10	1:36.87	13	80.76
2	22	7A	Carl WOODWISS	Caterham 7	19	31:23.68	4.64	78.91	1:37.12	8	80.55
3	1	RSA	Mal DAVISON	Noble M12 GT 3R	19	31:55.18	36.14	77.61	1:38.64	4	79.31
4	72	7A	Neil HINSON	Caterham R400	19	32:04.43	45.39	77.23	1:37.49	17	80.24
5	30	7A	Paul CRANKSHAW	Caterham R400	19	32:12.20	53.16	76.92	1:38.23	19	79.64
6	37	7A	Ian BROWN	Caterham 7	19	32:23.81	1:04.77	76.46	1:39.18	16	78.87
7	4	RSA	Doug ELLWOOD	TVR Tuscan	19	32:35.29	1:16.25	76.02	1:40.93	11	77.51
8	3	RSB	Alec LIVELSLEY	Ginetta G20	19	32:49.56	1:30.52	75.47	1:41.13	17	77.35
9	90	7A	Barry TRAIN	Caterham	18	31:21.02	1 Lap	74.86	1:40.63	17	77.74
10	84	7A	Gerry SIMPSON	Caterham Seven	18	31:34.64	1 Lap	74.32	1:41.49	17	77.08
11	97	7A	Peter FRENCH	Caterham R400	18	31:35.04	1 Lap	74.30	1:40.42	17	77.90
12	77	RSB	Robbie WATTS	Renault Spider	18	31:50.31	1 Lap	73.71	1:41.71	16	76.91
13	25	7A	Peter LAWRENCE	Caterham Superlight R	18	32:00.46	1 Lap	73.32	1:40.56	15	77.79
14	66	RSB	Stephen OLIVER	Lotus Elise	18	32:35.76	1 Lap	72.00	1:45.54	9	74.12
15	2	RSB	David DAWSON	Evante Mk1	17	31:26.44	2 Laps	70.50	1:47.96	17	72.46
16	50	RSB	Peter SMITH	Ginetta G20	16	31:43.15	3 Laps	65.77	1:56.56	12	67.11
17	44	7B	Peter DAVIES	Caterham Supersprint	16	32:59.79	3 Laps	63.22	1:58.28	15	66.14

Not-Classified

29	RSA	Keith AHLERS	Morgan Plus 8	13	22:16.76	DNF	76.08	1:40.27	11	78.02
62	7A	Matt SHIRES	Caterham Superlight	9	15:54.53	DNF	73.76	1:37.89	5	79.91
99	7A	Peter RATCLIFF	Caterham R400	2	3:30.30	DNF	74.4	1:39.96	2	78.26
28	RSA	Paul DOBSON	Mazda RX7	0		Starter	0			
55	7A	Stuart SMITH	Caterham R400	0		Starter	0			
71	7A	Kevin WILLIAMS	Caterham R400	0		Starter	0			

Fastest Lap

17	7A	Ben SHALDERS	Caterham R400				1:36.87	13	80.76
1	RSA	Mal DAVISON	Noble M12 GT 3R				1:38.64	4	79.31
3	RSB	Alec LIVELSLEY	Ginetta G20				1:41.13	17	77.35
44	7B	Peter DAVIES	Caterham Supersprint				1:58.28	15	66.14

Weather / Track:

Start Time : 15:17

Cadwell Park

30 Apr 06 15:51

Clerk of Course:

A.S. 17 31

Time Issued:

Chief Timekeeper:

[Signature]

THESE RESULTS REMAIN PROVISIONAL FOR A MINIMUM OF 30 MINUTES FROM THE TIME OF ISSUE



750 Motor Club Formula Vee

Provisional Results - Race 6 - Final

Pl	No	Cl	Name	Car	Laps	Time	Behind	MPH	Best Lap on	MPH
1	14	FV	Sam OLIVEIRA	Sheane	4	6:38.16		78.59	1:37.02	4 80.63
2	5	FV	Daniel HANDS	AHS Challenger	4	6:41.93	3.77	77.85	1:37.65	4 80.11
3	2	FV	Martyn DONN	Scarab	4	6:43.06	4.90	77.63	1:37.81	4 79.98
4	7	FV	Ian BUXTON	GAC01/Daghorn	4	6:44.63	6.47	77.33	1:38.48	3 79.44
5	6	FV	Paul SMITH	GAC 02	4	6:45.14	6.98	77.24	1:38.81	4 79.17
6	8	FV	John HUGHES	Leystone AHS JH002	4	6:45.45	7.29	77.18	1:37.95	3 79.87
7	66	FV	Martin GALPIN	GAC 01	4	6:46.02	7.86	77.07	1:38.49	4 79.43
8	11	FV	Jamie CONYERS	GAC 03	4	6:49.93	11.77	76.33	1:40.00	4 78.23
9	23	FV	Graham KIDDY	Ray Bowles	4	6:53.20	15.04	75.73	1:39.57	3 78.57
10	22	FV	Stephen GLASSWELL	Storm SF1	4	6:53.94	15.78	75.59	1:39.62	3 78.53
11	15	FV	Steve OUGH	AHS Challenger	4	6:54.72	16.56	75.45	1:40.22	3 78.06
12	33	FV	Ryan LINDSAY	AHS Challenger	4	6:55.95	17.79	75.23	1:40.36	4 77.95
13	30	FV	Martin FARMER	GAC 03	4	6:56.86	18.70	75.06	1:40.11	4 78.14
14	51	FV	Ben EVANS	Scarab	4	7:04.03	25.87	73.79	1:41.71	2 76.91
15	60	FV	Bob HIGGINS	Sheane 98	4	7:05.33	27.17	73.57	1:42.41	2 76.39
16	49	FV	Richard HONICK	Sheane Mk3	4	7:06.18	28.02	73.42	1:42.87	2 76.05
17	77	FV	Stuart FEATHER	AHS Challenger	4	7:08.30	30.14	73.06	1:42.72	2 76.16
18	40	FV	Charlie REILLY	Sheane	4	7:09.16	31.00	72.91	1:43.74	2 75.41
19	37	FV	Adrian WESTON	Leystone	4	7:09.61	31.45	72.84	1:43.92	2 75.28
20	99	FV	Gethin JONES	Spyder	4	7:09.96	31.80	72.78	1:42.29	4 76.48
21	59	FV	Bill STENNING	Spyder	4	7:10.97	32.81	72.61	1:43.21	2 75.79
22	94	FV	Peter BELSEY	Scarab Mk2	4	7:23.01	44.85	70.63	1:45.06	4 74.46

Not-Classified

47	FV	Paul CURRAN	Scarab Mk2	4	6:49.73	DNF	76.37	1:39.90	3 78.31
29	FV	Graham CARD	GAC 01	4	6:50.79	DNF	76.17	1:39.45	3 78.66
45	FV	William BURNETT	Storm	1	1:50.12	DNF	71.04		0 0.00
67	FV	Paul TAYLOR	Scarab Mk2	1	2:15.12	DNF	57.9		0 0.00

Non-Starters

4	FV	Jake OLIVEIRA	Storm FS1						
---	----	---------------	-----------	--	--	--	--	--	--

Fastest Lap

14	FV	Sam OLIVEIRA	Sheane				1:37.02	4 80.63
----	----	--------------	--------	--	--	--	---------	---------

Red flag after 8m 30s. Restart abandoned. Result declared.

**COMPULSORY DRIVER'S BRIEFING AT
9.00 ON MONDAY IN SCRUTINEERING
BAY.**

Weather / Track:

Start Time : 16:20

Cadwell Park

30 Apr 06 17:27

Clerk of Course:

A. B. 17 55.

Time Issued:


Chief Timekeeper:

[Signature]

THESE RESULTS REMAIN PROVISIONAL FOR A MINIMUM OF 30 MINUTES FROM THE TIME OF ISSUE

Results produced on HS Sports Timing and Results Systems

AMENDEC



AMENDEC

750 Motor Club Locost

Provisional Results - Race 7 - Final

Pl	No	Cl	Name	Car	Laps	Time	Behind	MPH	Best Lap on	MPH
1	14	LC	Martin GAMBLING	Locost	17	31:16.98		70.66	1:48.77	8 71.92
2	1	LC	Declan McDONNELL	Locost	17	31:17.52	0.54	70.63	1:48.31	9 72.23
3	9	LC	Nick LEAR	Locost	17	31:18.14	1.16	70.81	1:49.19	7 71.84
4	3	LC	Brian MITCHAM	Locost	17	31:22.73	5.75	70.64	1:48.48	8 72.11
5	43	LC	Simon WOOD	Locost	17	31:23.46	6.47	70.61	1:48.82	9 71.89
6	8	LC	Alastair GARRATT	Locost	17	31:23.90	6.92	70.59	1:48.89	9 71.78
7	2	LC	Bréndan DUDLEY	Locost	17	31:31.14	14.16	70.32	1:49.00	8 71.77
8	28	LC	David BLACK	Locost	17	31:51.98	34.98	69.58	1:50.26	7 70.96
9	13	LC	Mutt CHERRINGTON	Locost	17	31:53.83	36.85	69.49	1:50.46	8 70.82
10	44	LC	Gary PARKES	Locost	17	31:57.89	40.91	69.34	1:50.89	7 70.65
11	63	LC	Paul PRESGRAVES	Locost	17	32:00.01	43.03	69.26	1:50.80	9 70.80
12	15	LC	Mark GLOVER	Locost	17	32:03.18	46.20	69.15	1:51.06	7 70.44
13	17	LC	Rob FITTER	Locost	17	32:03.37	46.39	69.14	1:50.90	9 70.48
14	72	LC	Gregg CASTREE	Locost	17	32:04.48	47.48	69.10	1:50.73	16 70.65
15	62	LC	Michael COOMBER	Locost	17	32:08.81	51.83	68.95	1:51.35	13 70.25
16	64	LC	Andrew NEAL	Locost	17	32:09.36	52.38	68.93	1:50.60	8 70.73
17	67	LC	Adam WHITE	Locost	17	32:10.21	53.23	68.90	1:49.67	4 71.33
18	47	LC	Robert PALIN	Locost	17	32:18.57	59.59	68.67	1:51.16	6 70.37
19	48	LC	Paul BRYANT	Locost	17	32:17.33	1:00.35	68.64	1:52.11	9 69.76
20	21	LC	Jason GIBBONS	Locost	17	32:18.10	1:01.12	68.62	1:51.01	16 70.47
21	64	LC	James HUGHES	Locost	17	32:24.42	1:07.44	68.39	1:51.79	7 69.98
22	66	LC	James O'DONNELL	Locost	17	32:47.88	1:30.90	67.58	1:51.93	6 68.89
23	71	LC	Victoria PICKLES	Locost	17	32:50.40	1:33.42	67.49	1:52.71	4 69.41
24	76	LC	Simon HUNTER	Locost	16	31:15.88		66.72	1:54.86	2 68.11
<u>Not Classified</u>										
30	LC	Aaron BAILEY	Locost	16	29:26.82	DNF	70.84	1:48.10	9 72.37	
31	LC	Samir ABID	Locost	8	15:20.65	DNF	67.98	1:58.83	8 70.68	
22	LC	Ed PITHER	Locost	6	11:30.38	DNF	67.99	1:50.87	6 70.68	
76	LC	Glenn BOYER	Locost	3	6:58.41	DNF	65.48	1:52.77	3 68.37	

Fastest Lap

20	LC	Aaron BAILEY	Locost	1:48.10	9 72.37
----	----	--------------	--------	---------	---------

No 76 now classified - had been flagged off in error.

Weather / Track:
Start Time : 16:51

Cadwell Park

01 May 06 07:48

Clerk of Course:	Time issued:	Chief Timekeeper:
------------------	--------------	-------------------

THESE RESULTS REMAIN PROVISIONAL FOR A MINIMUM OF 30 MINUTES FROM THE TIME OF ISSUE

Results produced on HS Sports Timing and Results Systems



MDS Battery RGB

Provisional Results - Race 8 - Class C

Pl	No	Cl	Name	Car	Laps	Time	Behind	MPH	Best Lap on	MPH
1	1	BEC	Tim GRAY	Stuart Taylor Phoenix	9	15:01.90		78.06	1:38.20	4 79.66
2	25	BEC	Derek JONES	Fisher Fury	9	15:14.77	12.87	76.96	1:39.45	6 78.66
3	46	BEC	John GOODWIN	Stuart Taylor Phoenix	9	15:15.25	13.35	76.92	1:40.03	6 78.20
4	69	BEC	Jonathan THACKRAY	Fisher Fury	9	15:24.19	22.29	76.18	1:40.41	7 77.91
5	23	BEC	David WALE	Fisher Fury Fireblade	9	15:29.94	28.04	75.71	1:41.44	6 77.12
6	31	BEC	Matt ROWE	Fisher Fury	9	15:41.93	40.03	74.75	1:41.54	3 77.04
7	15	BEC	John CUTMORE	Westfield Megablade	9	15:50.01	48.11	74.11	1:41.23	8 77.28
8	59	BEC	Pete ROPE	Stuart Taylor Phoenix	9	15:50.32	48.42	74.09	1:41.73	8 76.90
9	36	BEC	Henry CARR	Fisher Fury	9	15:54.64	52.74	73.75	1:42.20	8 76.54
10	34	BEC	Colin DUCE	Fisher Fury	9	16:03.22	1:01.32	73.09	1:43.78	6 75.38
11	14	BEC	Gordon MILNER	STM Phaser	9	16:03.38	1:01.48	73.08	1:42.32	9 76.45
12	42	BEC	Simon MAYNE	MK Indy	9	16:17.25	1:15.35	72.04	1:45.58	6 74.09
13	77	BEC	Phil ALCOCK	Pulsar Blade	9	16:17.80	1:15.90	72.00	1:45.24	8 74.33
14	50	BEC	Tim HOVERD	Fisher Fury	9	16:21.42	1:19.52	71.74	1:41.76	7 76.88
15	63	BEC	Colin CHAPMAN	Fisher Fury	9	16:21.64	1:19.74	71.72	1:41.48	7 77.09
16	29	BEC	Martin ROBERTS	Fisher Fury	9	16:32.34	1:30.44	70.95	1:47.14	7 73.01
17	44	BEC	Judi DERISLEY	Fisher Fury	8	15:28.17	1 Lap	67.43	1:51.54	7 70.13
18	73	BEC	Adrian CHAPMAN	Locoblade	8	15:50.11	1 Lap	65.87	1:55.06	4 67.99

Not-Classified

6	BEC	Mike ATKINSON	Stuart Taylor Phasar	4	7:06.59	DNF	73.35	1:42.32	4	76.45
---	-----	---------------	----------------------	---	---------	-----	-------	---------	---	-------

Fastest Lap

1	BEC	Tim GRAY	Stuart Taylor Phoenix					1:38.20	4	79.66
---	-----	----------	-----------------------	--	--	--	--	---------	---	-------

Weather / Track:

Start Time : 17:34

Cadwell Park

30 Apr 06 17:50

Clerk of Course:


[Signature] 19.02

Time issued:

Chief Timekeeper:

[Signature]

THESE RESULTS REMAIN PROVISIONAL FOR A MINIMUM OF 30 MINUTES FROM THE TIME OF ISSUE



750 Motor Club Formula Vee

Provisional Results - Race 9 - Heat

Pl	No	Cl	Name	Car	Laps	Time	Behind	MPH	Best Lap on	MPH
1	8	FV	John HUGHES	Leestone AHS JH002	8	16:48.73		62.04	2:03.90	3 63.14
2	23	FV	Graham KIDDY	Ray Bowles	8	16:51.72	2.99	61.86	2:03.02	6 63.69
3	51	FV	Ben EVANS	Scarab	8	16:52.64	3.81	61.61	2:03.83	5 63.17
4	67	FV	Paul TAYLOR	Scarab Mk2	8	17:15.63	26.90	60.43	2:08.87	4 61.66
5	22	FV	Stephen GLASSWELL	Storm SF1	8	17:22.36	33.62	60.04	2:06.56	7 61.82
6	16	FV	Steve OUGH	AHS Challenger	8	17:23.42	34.69	59.99	2:05.81	5 62.15
7	37	FV	Adrian WESTON	Leestone	8	17:42.19	53.46	58.92	2:08.69	7 60.64
8	30	FV	Martin FARMER	GAC 03	8	17:44.03	55.30	58.82	2:09.99	8 60.18
9	77	FV	Stuart FEATHER	AHS Challenger	8	17:44.19	55.46	58.81	2:07.17	7 61.51
10	87	FV	Warren SMITH	Storm SF1	8	17:45.45	56.72	58.74	2:08.96	8 61.64
11	33	FV	Ryan LINDSAY	AHS Challenger	8	17:48.50	59.77	58.57	2:03.62	5 63.28
12	60	FV	Bob HIGGINS	Sheane 98	8	17:58.01	1:09.28	58.06	2:08.38	7 60.46
13	40	FV	Charlie REILLY	Sheane	8	18:04.18	1:15.45	57.72	2:11.74	8 59.36
14	94	FV	Peter BELSEY	Scarab Mk2	8	18:07.73	1:19.00	57.53	2:08.62	6 60.62
15	46	FV	Roger THOMPSON	Scarab Mk3	8	18:14.24	1:27.51	57.09	2:09.82	8 60.28
16	69	FV	Bill STENNING	Spyder	8	18:29.05	1:40.32	56.43	2:12.31	6 59.12
17	70	FV	James CONYERS	Leestone	8	18:38.40	1:49.67	55.96	2:12.85	7 58.97
Not-Classified										
34	FV	Glyn DAVIES	Royale RP31M	8	13:36.21		DNF	57.51	2:12.44	5 59.07
48	FV	Tim PROBERT	Sheane	1	2:36.14		DNF	50.10		0 0.00
4	FV	Jake OLIVEIRA	Storm FS1	0			Starter	0		
49	FV	Richard HONICK	Sheane Mk3	0			Starter	0		
Non-Starters										
16	FV	James BIRCH	Storm SF1							
44	FV	Christopher MATHER	Sheane Mk2							
45	FV	William BURNETT	Storm							
50	FV	John TOWNSHEND	Sheane Mk2							
99	FV	Gethin JONES	Spyder							
Fastest Lap										
23	FV	Graham KIDDY	Ray Bowles						2:03.02	6 63.69

Weather / Track: Cloudy / Wet


Start Time : 10:07

Cadwell Park

01 May 06 10:24

Clerk of Course: <i>[Signature]</i> 10:41	Time Issued:	Chief Timekeeper: <i>[Signature]</i>
--	--------------	---

THESE RESULTS REMAIN PROVISIONAL FOR A MINIMUM OF 30 MINUTES FROM THE TIME OF ISSUE



750 Motor Club Locost

Provisional Results - Race 10 - Heat

Pl	No	Cl	Name	Car	Laps	Time	Behind	MPH	Best Lap on	MPH	
1	6	LC	Alastair GARRATT	Locost	7	15:09.99		60.18	2:07.06	6	61.57
2	48	LC	Paul BRYANT	Locost	7	15:21.24	11.25	59.44	2:08.21	6	61.02
3	47	LC	Robert PALIN	Locost	7	15:27.97	17.98	59.01	2:07.94	5	61.14
4	72	LC	Gregg CASTREE	Locost	7	15:30.31	20.32	58.86	2:05.99	6	60.18
5	3	LC	Brian MITCHAM	Locost	7	15:35.39	25.40	58.48	2:07.83	6	61.20
6	52	LC	Michael COOMBER	Locost	7	15:38.69	28.70	58.34	2:10.12	7	60.12
7	31	LC	Samir ABID	Locost	7	15:44.05	34.06	59.00	2:12.44	6	59.07
8	55	LC	Steve KIRBY	Locost	7	15:47.63	37.64	57.79	2:11.97	6	59.32
9	85	LC	James O'DONNELL	Locost	7	15:49.75	39.76	57.66	2:09.49	7	60.41
10	22	LC	Ed PITHER	Locost	7	15:50.35	40.36	57.62	2:09.14	7	60.58
11	54	LC	James HUGHES	Locost	7	15:50.60	40.61	57.61	2:09.12	8	60.59
12	12	LC	Dickie BROWN	Locost	7	15:54.45	44.46	57.37	2:11.36	6	59.55
13	28	LC	David BLACK	Locost	7	16:01.10	51.11	56.98	2:11.88	6	59.32
14	51	LC	Dougie HANNAH	Locost	7	16:01.92	51.93	55.93	2:11.55	6	59.42
15	21	LC	Jason GIBBONS	Locost	7	16:05.44	55.45	56.54	2:10.60	6	59.50
16	75	LC	Glenn BOYER	Locost	7	16:17.97	1:07.98	55.99	2:14.39	7	58.21
17	69	LC	Spencer LYON	Locost	7	16:21.46	1:11.47	55.79	2:12.79	2	58.91
18	63	LC	Craig TURNER	Locost	7	16:22.05	1:12.06	55.78	2:13.13	4	57.89
19	71	LC	Victoria PICKLES	Locost	7	16:26.41	1:16.42	55.40	2:10.42	6	57.34
20	53	LC	Mark GOGLE	Locost	7	16:28.67	1:18.68	55.39	2:18.36	7	57.36
21	42	LC	Kelvin FOY	Locost	7	17:12.14	2:02.15	53.05	2:18.19	7	56.61
22	70	LC	Jane DARKE	Locost	7	17:25.52	2:15.53	52.31	2:20.29	2	55.75

Not-Classified

24	LC	Danny CASSAR	Locost	3	8:51.38	DNF	57.05	2:10.60	2	59.90
74	LC	Garry BRANDON	Locost	3	7:21.63	DNF	53.14	2:19.53	3	56.07
76	LC	Simon HUNTER	Locost	2	4:46.88	DNF	54.54	2:16.52	2	57.30
61	LC	David HORNE	Locost	2	5:01.16	DNF	51.95	2:20.58	2	55.65
65	LC	Lewis DALLAS	Locost	1	2:44.98	DNF	47.42		0	0.00

Non-Starters

34	LC	Mark BARLOW	Locost							
----	----	-------------	--------	--	--	--	--	--	--	--

Fastest Lap

6	LC	Alastair GARRATT	Locost					2:07.06	6	61.57
---	----	------------------	--------	--	--	--	--	---------	---	-------

Weather / Track: Raining / Wet

Start Time : 10:39

Cadwell Park

01 May 86 10:55

Clerk of Course:

Time Issued:

Chief Timekeeper:

THESE RESULTS REMAIN PROVISIONAL FOR A MINIMUM OF 30 MINUTES FROM THE TIME OF ISSUE



MDS Battery RGB

Provisional Results - Race 11 - Class A & B

Pl	No	Cl	Name	Car	Laps	Time	Behind	MPH	Best Lap on	MPH	
1	27	BEA	Martin BROOKS	Stuart Taylor Phaser	17	30:27.67		72.75	1:45.22	13	74.35
2	3	BEA	Jonathan WRIGHT	Radical BR4	17	31:06.48	37.81	71.29	1:47.40	14	72.84
3	75	BEA	Gordon GRIFFIN	T5 Mission	17	31:43.48	1:15.81	69.87	1:48.00	3	72.43
4	10	BEA	James JOHNSON	Fisher Fury	16	30:40.64	1 Lap	68.00	1:50.34	10	70.90
5	52	BEA	Rob BALDWIN	BDW S2	16	30:45.88	1 Lap	67.82	1:50.87	10	70.66
6	21	BEA	Doug CARTER	Genesis Evo	16	30:52.02	1 Lap	67.56	1:52.26	10	69.72
7	43	BEB	Paul ROGERS	Stuart Taylor Phoenix	16	31:15.55	1 Lap	66.73	1:53.46	10	68.95
8	66	BEB	Neil PALMER	Stuart Taylor Phoenix	16	31:59.79	1 Lap	65.20	1:55.99	4	67.44
9	41	BEA	Neil CONSTABLE-BERRY	Fisher Fury	15	31:30.49	2 Laps	62.07	2:02.21	12	64.01
10	39	BEA	Ian GRAY	Stuart Taylor Phaser	15	32:32.02	2 Laps	60.11	2:02.61	11	63.86
<u>Not-Classified</u>											
	95	BEA	Steve ROBINSON	Genesis RR06	6	11:56.46	DNF	65.61	1:55.02	5	67.43
<u>Non-Starters</u>											
	71	BEA	Tim PELL	Genesis EVO							
<u>Fastest Lap</u>											
	27	BEA	Martin BROOKS	Stuart Taylor Phaser					1:45.22	12	74.35
	43	BEB	Paul ROGERS	Stuart Taylor Phoenix					1:53.46	10	68.95

Weather / Track: Cloudy / Drying


Start Time : 11:10

Cadwell Park

01 May 06 11:41

Clerk of Course: <i>[Signature]</i> 12.00	Time issued:	Chief Timekeeper: <i>[Signature]</i>
--	--------------	---

THESE RESULTS REMAIN PROVISIONAL FOR A MINIMUM OF 30 MINUTES FROM THE TIME OF ISSUE



750 Motor Club Bike-Sports

Provisional Results - Race 12

Pl	No	Cl	Name	Car	Laps	Time	Behind	MPH	Best Lap on	MPH
1	34	BSB	Simon HAM	Radical Prosport	8	16:08.12		72.95	1:44.99	7 74.51
2	8	BSA	Dave MOUNTAIN	Global GT2	8	16:18.12	13.00	71.98	1:45.46	7 74.16
3	17	BSB	Sean CROSSWAITE	Global GT Light	8	16:52.76	47.64	69.52	1:49.04	9 71.74
4	30	BSA	Simon FORD	Radical Prosport	9	16:53.09	47.97	69.50	1:47.51	7 72.76
5	3	BSB	Nigel PLACE	Speads Sports Car	9	17:01.63	56.51	68.91	1:51.10	8 70.41
6	22	BSB	Jean PARKER	T8 Mission	8	17:06.09	1:00.97	68.82	1:48.36	9 71.80
7	24	BSA	Paul STEELE	Radical SR4	8	17:07.03	1:01.91	68.86	1:48.67	9 73.34
8	57	GT1	BILL PRICHARD	Global Light	8	17:32.80	1:27.68	66.87	1:54.09	7 68.57
9	21	BSB	Jason CARLEY	T8 Mission	8	18:16.52	1 Lap	64.09	1:58.48	5 66.47
10	39	BSB	Tom HAYNES	Global GT1	8	17:11.96	1 Lap	60.84	2:01.50	8 64.33
11	69	GT1	Geoffrey TAYLOR	Global Light	8	17:31.33	1 Lap	69.53	2:08.66	8 80.81
12	20	BSD	Graham READ	Radical Clubsport	8	17:31.57	1 Lap	69.51	2:08.49	8 80.88
13	15	BSC	Neil BOARDMAN	ADR 1000	8	18:07.55	1 Lap	57.54	2:08.62	7 60.82

Not-Classified

4	BSD	Marcos BURNETT	Radical Clubsport	7	13:23.40	DNF	68.16	1:51.58	7 70.11
---	-----	----------------	-------------------	---	----------	-----	-------	---------	---------

Non-Starters

18	BSA	Paul TRAYHURN	Radical Prosport
----	-----	---------------	------------------

Fastest Lap

34	BSB	Simon HAM	Radical Prosport	1:44.99	7 74.51
8	BSA	Dave MOUNTAIN	Global GT2	1:45.46	7 74.16
4	BSD	Marcos BURNETT	Radical Clubsport	1:51.58	7 70.11
57	GT1	BILL PRICHARD	Global Light	1:54.09	7 68.57
15	BSC	Neil BOARDMAN	ADR 1000	2:08.62	7 60.82

No 24 includes 10 second penalty - unfair advantage by contact.

Weather / Track: Cloudy / Wet


Start Time : 11:53

Cadwell Park

01 May 06 12:35

Clerk of Course: <i>DW</i> 12:45	Time issued:	Chief Timekeeper: <i>[Signature]</i>
----------------------------------	--------------	--------------------------------------

THESE RESULTS REMAIN PROVISIONAL FOR A MINIMUM OF 30 MINUTES FROM THE TIME OF ISSUE



750 Motor Club 750 Formula

Provisional Results - Race 13

Pl	No	Cl	Name	Car	Laps	Time	Behind	MPH	Best Lap	on	MPH
1	1	F7	Mick HARRIS	Darvi 877	8	16:53.68		65.62	1:55.46	6	67.79
2	3	F7	Bob SIMPSON	SS/P	8	16:56.03		65.53	1:56.03	7	67.42
3	2	F7	Peter BOVE	Darvi P-88	8	15:56.94	1.36	65.47	1:54.32	5	66.43
4	4	F7	Antony RAINE	Centaur Mk16	8	18:10.48	16.80	64.49	1:52.69	7	66.48
5	23	F7	Chris GOUGH	CGR2	8	16:39.06	45.40	62.64	2:02.19	4	64.02
6	56	F7	Roger ROWE	Centaur Mk20	8	18:41.62	47.94	62.48	2:00.00	8	65.18
7	5	F7	Martin KEMP	Darvi Mk6	8	18:44.11	60.43	62.33	2:02.37	7	63.83
8	57	F7B	David WATTS	Centaur Mk16	8	16:49.22	55.64	62.01	1:59.48	8	66.49
9	21	F7	Paul MORRIS	Darvi 82J	8	17:06.80	1:13.12	60.95	2:03.71	5	63.23
10	12	F7B	Bill RUTTER	Darvi Mk5B	8	17:07.52	1:13.84	60.91	2:04.06	6	63.06
11	7	F7	Rodney HILL	Mystic T4/21	8	17:22.24	1:28.56	60.06	2:05.18	7	62.48
12	13	F7	Dave ROBSON	SDAR/83	8	17:37.65	1:43.97	59.17	2:03.13	8	63.53
13	35	F7B	Andrew LAKE	Phoenix	8	17:54.62	2:00.94	58.24	2:06.02	6	62.08
14	65	F7B	Nigel TERRY	Darvi Mk6	8	17:58.07	2:02.39	58.16	2:09.83	8	60.25
15	9	F7B	Ian ALLEN	Stage 8 Marrow	8	17:56.63	2:03.18	58.12	2:07.78	6	61.22
16	27	F7B	Sue BUXTON	Darvi 5/87	8	18:02.43	2:08.75	57.82	2:09.72	8	60.31
17	24	F7B	Paul COLLINS	Darvi Mk6	7	16:08.03	1 Lap	56.59	2:13.19	6	58.73
18	22	F7B	Huw DAVIES	Harrison Evo	7	16:06.77	1 Lap	56.64	2:13.01	6	58.81

Fastest Lap

4	F7	Antony RAINE	Centaur Mk16	1:52.59	7	69.48
57	F7B	David WATTS	Centaur Mk16	1:59.45	8	66.48

Weather / Track: Raining / Wet
 Start Time : 12:27

Cadwell Park

01 May 06 12:44

Clerk of Course: <i>[Signature]</i> 13 00.	Time Issued:	Chief Timekeeper: <i>[Signature]</i>
--	--------------	--------------------------------------

THESE RESULTS REMAIN PROVISIONAL FOR A MINIMUM OF 30 MINUTES FROM THE TIME OF ISSUE



Toyota MR2 Challenge

Provisional Results - Race 14

Pl	No	Cl	Name	Car	Laps	Time	Behind	MPH	Best Lap on	MPH
1	80	MRA	Sam MAYER-LOUGHMAN	Toyota MR2 Mk1	7	15:10.42		60.15	2:05.66	5 62.25
2	66	MRB	Peter DUKE	Toyota MR2	7	15:16.39	5.97	59.76	2:04.67	7 62.75
3	33	MRA	Neil GLYNN	Toyota MR2 Mk1	7	15:18.82	8.40	59.60	2:06.72	6 61.73
4	2	MRA	Kevin POOLE	Toyota MR2 Mk1	7	15:21.02	10.60	59.46	2:06.47	6 61.85
5	3	MRA	James O'NEIL	Toyota MR2 Mk1	7	15:26.46	16.04	59.11	2:08.54	6 60.86
6	1	MRB	Patrick MORTELL	Toyota MR2 Mk2	7	15:26.75	16.33	59.09	2:08.41	6 60.92
7	9	MRA	Jonathan GRIMES	Toyota MR2 Mk1	7	15:32.41	21.99	58.73	2:09.16	6 60.57
8	5	MRA	Ady STIMPSON	Toyota MR2 Mk1	7	15:38.71	28.29	58.33	2:09.86	5 60.24
9	22	MRA	Mark MAILER	Toyota MR2 Mk1	7	15:40.54	30.12	58.22	2:11.18	5 59.63
10	64	MRA	Liam O'TOOL	Toyota MR2 Mk1	7	15:44.49	34.07	57.98	2:07.91	5 61.16
11	23	MRA	Sarah WHERRY	Toyota MR2 Mk1	7	15:55.85	45.43	57.29	2:11.76	6 59.37
12	7	MRA	Robert HOWES	Toyota MR2 Mk1	7	16:06.12	55.70	56.68	2:12.98	6 58.83
13	79	MRA	Richard PEARSON	Toyota MR2 Mk1	7	16:10.13	59.71	56.45	2:10.50	6 59.94
14	36	MRA	Rob ALMAN	Toyota MR2	7	16:24.75	1:14.33	55.61	2:16.10	6 57.48
15	14	MRA	Karen PHILIPS	Toyota MR2 Mk1	7	16:33.33	1:22.91	55.13	2:15.06	7 57.92
16	17	MRA	Paul BARBER	Toyota MR2 Mk1	7	16:34.83	1:24.41	55.04	2:15.91	7 57.56
17	46	MRA	Daniel GATT	Toyota MR2	7	16:36.39	1:25.97	54.96	2:15.14	7 57.89
18	34	MRA	Chris DUNNETT	Toyota MR2 Mk1	7	16:36.89	1:26.47	54.93	2:16.21	7 57.43

Non-Starters

35	MRA	Iain MORTON	Toyota MR2 Mk1
88	MRA	Steve WOOLFE	Toyota MR2

Fastest Lap

66	MRB	Peter DUKE	Toyota MR2	2:04.67	7	62.75
80	MRA	Sam MAYER-LOUGHMAN	Toyota MR2 Mk1	2:05.66	5	62.25

Weather / Track: Cloudy / Drying

Start Time : 12:54

Cadwell Park

01 May 06 13:09

Clerk of Course: <i>[Signature]</i> 13 25	Time Issued:	Chief Timekeeper: <i>[Signature]</i>
--	--------------	---

THESE RESULTS REMAIN PROVISIONAL FOR A MINIMUM OF 30 MINUTES FROM THE TIME OF ISSUE



750 Motor Club Roadsports & 7s

Provisional Results - Race 15

Pl	No	Cl	Name	Car	Laps	Time	Behind	MPH	Best Lap on	MPH	
1	99	7A	Peter RATCLIFF	Caterham R400	19	30:51.45		80.28	1:35.52	11	81.90
2	17	7A	Ben SHALDERS	Caterham R400	19	30:51.83	0.38	80.26	1:35.82	11	81.56
3	71	7A	Kevin WILLIAMS	Caterham R400	19	31:26.70	35.25	78.78	1:37.86	12	80.10
4	62	7A	Matt SHIRES	Caterham Superlight	19	31:42.62	51.17	75.12	1:39.11	18	79.73
5	1	RSA	Mai DAVISON	Noble M12 GT 3R	19	31:49.94	58.49	77.83	1:38.14	4	79.71
6	30	7A	Paul CRANKSHAW	Caterham R400	19	31:50.88	59.43	77.79	1:38.39	15	79.51
7	55	7A	Stuart SMITH	Caterham R400	19	32:23.29	1:31.84	76.49	1:38.85	3	79.14
8	4	RSA	Doug ELLWOOD	TVR Tuscan	18	31:07.46	1 Lap	75.40	1:41.01	18	77.45
9	37	7A	Ian BROWN	Caterham 7	18	31:13.16	1 Lap	75.17	1:40.19	18	78.06
10	3	RSB	Alec LIVELSLEY	Ginetta G20	18	31:24.19	1 Lap	74.73	1:42.40	18	76.39
11	97	7A	Peter FRENCH	Caterham R400	18	31:27.35	1 Lap	74.81	1:41.60	14	76.84
12	77	RSB	Robbie WATTS	Renault Spider	18	31:32.25	1 Lap	74.41	1:42.75	16	76.13
13	25	7A	Peter LAWRENCE	Caterham Superlight R	18	31:34.32	1 Lap	74.33	1:40.67	13	77.76
14	28	RSA	Paul DOBSON	Mazda RX7	18	32:12.38	1 Lap	72.87	1:43.77	10	75.39
15	68	RSB	Stephen OLIVER	Lotus Elise	18	32:35.45	1 Lap	72.01	1:45.32	18	74.25
16	50	RSB	Peter SMITH	Ginetta G20	15	30:57.14	4 Laps	83.18	1:59.71	16	65.38
17	44	7B	Peter DAVIES	Caterham Supersprint	15	30:58.37	4 Laps	83.14	1:59.19	14	66.63
18	2	RSB	David DAWSON	Evanto Mk1	14	31:34.42		87.81	1:48.13	11	72.35
<u>Not-Classified</u>											
84	7A	Gerry SIMPSON	Caterham Seven	14	24:24.45	DNF	74.78	1:40.78	14	77.82	
22	7A	Carl WOODWISS	Caterham 7	13	21:35.72	DNF	78.49	1:36.83	12	80.78	
90	7A	Berry TRAIN	Caterham	8	14:04.75	DNF	74.08	1:42.08	6	76.63	
<u>Non-Starters</u>											
29	RSA	Keith AHLERS	Morgan Plus 8								
72	7A	Neil HINSON	Caterham R400								
<u>Fastest Lap</u>											
99	7A	Peter RATCLIFF	Caterham R400					1:35.52	11	81.90	
1	RSA	Mai DAVISON	Noble M12 GT 3R					1:38.14	4	79.71	
3	RSB	Alec LIVELSLEY	Ginetta G20					1:42.40	18	76.39	
44	7B	Peter DAVIES	Caterham Supersprint					1:59.19	14	66.63	

Weather / Track: Bright / Dry


Start Time : 13:58

Cadwell Park

01 May 06 14:30

Clerk of Course:  14.4.6	Time Issued:	Chief Timekeeper: 
---	--------------	---

THESE RESULTS REMAIN PROVISIONAL FOR A MINIMUM OF 30 MINUTES FROM THE TIME OF ISSUE



750 Motor Club Formula Vee

Provisional Results - Race 16 - Final

Pl	No	Ct	Name	Car	Laps	Time	Behind	MPH	Best Lap on	MPH	
1	14	FV	Sam OLIVEIRA	Sheane	9	14:52.34		78.90	1:37.21	5	80.47
2	8	FV	Daniel HANDE	AHS Challenger	9	15:06.64	13.30	77.74	1:38.14	3	79.71
3	6	FV	Paul SMITH	GAC 02	9	15:12.97	20.63	77.12	1:38.66	3	78.34
4	8	FV	John HUGHES	Leestone AHS JH002	9	15:18.57	26.23	76.65	1:39.20	6	78.58
5	86	FV	Martin GALPIN	GAC 01	9	15:20.97	28.63	76.48	1:39.56	4	78.87
6	11	FV	Jamie CONYERS	GAC 03	9	15:28.39	33.05	76.08	1:40.23	5	78.08
7	81	FV	Ben EVANS	Scarab	9	15:28.99	36.65	75.79	1:40.78	6	77.62
8	29	FV	Graham CARD	GAC 01	9	15:29.90	37.56	75.71	1:41.24	6	77.27
9	23	FV	Graham KIDDY	Ray Bowtee	9	15:30.89	38.55	75.65	1:41.66	9	77.41
10	16	FV	Steve OUGH	AHS Challenger	9	15:39.88	46.54	74.99	1:41.91	5	76.76
11	30	FV	Martin FARMER	GAC 03	9	15:42.85	50.51	74.87	1:41.39	8	77.16
12	33	FV	Ryan LINDSAY	AHS Challenger	8	15:43.07	50.73	74.66	1:40.72	8	77.67
13	22	FV	Stephen GLASSWELL	Storm SF1	9	15:50.31	57.97	74.09	1:43.00	8	75.95
14	87	FV	Warren SMITH	Storm SF1	9	16:02.08	1:09.74	73.18	1:44.46	6	74.89
15	37	FV	Adrian WESTON	Leestone	9	16:05.05	1:12.71	72.95	1:44.05	8	75.18
16	80	FV	Bob HIGGINS	Sheane 95	9	16:13.53	1:21.19	72.32	1:45.06	8	74.48
17	40	FV	Charlie REILLY	Sheane	9	16:14.67	1:22.33	72.23	1:44.86	6	74.60
18	59	FV	Bill STENNING	Spyder	9	16:14.98	1:22.64	72.21	1:43.29	7	75.74
19	84	FV	Peter BELSEY	Scarab Mk2	9	16:26.75	1:36.41	71.21	1:45.00	7	74.50
20	87	FV	Paul TAYLOR	Scarab Mk2	9	16:36.37	1:38.03	71.09	1:46.66	5	73.34
21	46	FV	Roger THOMPSON	Scarab Mk3	8	16:18.27	1 Lap	68.08	1:41.00	6	70.48
22	70	FV	Jamie CONYERS	Leestone	8	15:20.53	1 Lap	67.99	1:52.23	8	69.70
23	34	FV	Glyn DAVIES	Royalie RP31M	8	15:27.82	1 Lap	67.47	1:52.98	4	69.24
24	77	FV	Stuart FEATHER	AHS Challenger	8	16:06.39	1 Lap	64.63	1:45.16	4	74.39

Not-Classified

7	FV	Ian BUXTON	GAC01/Daghorn	6	10:43.66	DNF	72.93	1:40.27	2	78.02
2	FV	Martyn DONN	Scarab	2	3:40.34	DNF	71.01	1:40.37	2	77.94

Non-Starters

47	FV	Paul CURRAN	Scarab Mk2							
----	----	-------------	------------	--	--	--	--	--	--	--

Fastest Lap

14	FV	Sam OLIVEIRA	Sheane					1:37.21	5	80.47
----	----	--------------	--------	--	--	--	--	---------	---	-------

Weather / Track: Bright / Dry


Start Time : 14:41

Cadwell Park

01 May 06 14:56

Clerk of Course: <i>B.S.</i> 15.15	Time Issued:	Chief Timekeeper: <i>D.</i>
---------------------------------------	--------------	--------------------------------

THESE RESULTS REMAIN PROVISIONAL FOR A MINIMUM OF 30 MINUTES FROM THE TIME OF ISSUE



750 Motor Club Locost

Provisional Results - Race 17 - Final

Pl	No	Cl	Name	Car	Laps	Time	Behind	MPH	Best Lap on	MPH
1	2	LC	Brendan DUDLEY	Locost	8	14:58.89		89.85	1:50.76	4 70.63
2	3	LC	Brian MITCHAM	Locost	8	14:58.74	0.15	88.83	1:49.89	6 71.19
3	87	LC	Adam WHITE	Locost	8	14:59.46	0.86	89.58	1:50.23	4 70.97
4	14	LC	Martin GAMBLING	Locost	8	14:59.96	1.36	89.54	1:50.32	4 70.91
5	1	LC	Declan McDONNELL	Locost	8	15:00.00	1.41	89.84	1:50.87	3 70.58
6	43	LC	Simon WOOD	Locost	8	15:00.50	1.91	89.50	1:50.86	2 70.75
7	9	LC	Nick LEAR	Locost	8	15:00.74	2.18	89.48	1:50.88	6 70.86
8	8	LC	Alastair GARRATT	Locost	8	15:05.06	6.46	89.15	1:49.76	7 71.27
9	13	LC	Matt CHERRINGTON	Locost	8	15:05.39	7.80	89.05	1:49.74	5 71.28
10	64	LC	Andrew NEAL	Locost	8	15:14.89	16.10	88.42	1:51.82	4 70.46
11	83	LC	Paul PRESGRAVES	Locost	8	15:15.11	16.52	88.39	1:50.44	5 70.83
12	15	LC	Mark GLOVER	Locost	8	15:18.09	19.90	88.17	1:51.44	4 70.20
13	22	LC	Ed PITHER	Locost	8	15:20.80	22.51	87.96	1:51.88	7 69.92
14	55	LC	Steve KIRBY	Locost	8	15:21.58	22.96	87.91	1:51.32	8 70.27
15	48	LC	Paul BRYANT	Locost	8	15:22.96	24.37	87.81	1:52.31	7 69.65
16	52	LC	Michael COOMBER	Locost	8	15:23.47	24.88	87.77	1:52.26	7 69.68
17	21	LC	Jason GIBBONS	Locost	8	15:24.05	25.46	87.73	1:51.45	7 70.17
18	72	LC	Gregg CASTREE	Locost	8	15:24.85	25.96	87.69	1:51.85	8 69.64
19	47	LC	Robert PALIN	Locost	8	15:24.86	25.27	87.67	1:52.82	7 69.34
20	64	LC	James HUGHES	Locost	8	15:25.43	26.84	87.63	1:52.24	8 69.70
21	44	LC	Gary PARKES	Locost	8	15:25.84	29.85	87.40	1:50.71	4 70.88
22	28	LC	David BLACK	Locost	8	15:32.00	33.41	87.15	1:52.35	8 69.63
23	51	LC	Dougie HANNAH	Locost	8	15:33.42	34.83	87.05	1:52.87	8 69.31
24	31	LC	Samir ABID	Locost	8	15:35.01	36.42	86.83	1:53.26	8 69.07
25	12	LC	Dickie BROWN	Locost	8	15:46.47	47.88	86.12	1:54.61	2 68.28
Not-Classified										
17	LC		Rob FITTER	Locost	5	9:29.02	DNF	68.74	1:50.83	4 70.68
75	LC		Glenn BOYER	Locost	5	9:56.08	DNF	66.62	1:54.82	3 68.13
85	LC		James O'DONNELL	Locost	2	4:06.20	DNF	83.66	1:54.87	2 68.22
Non-Starters										
20	LC		Aaron BAILEY	Locost						
Fastest Lap										
13	LC		Matt CHERRINGTON	Locost				1:49.74	6	71.28

Weather / Track: Bright / Dry


Start Time : 15:07

Cadwell Park

01 May 06 15:22

Clerk of Course: [Signature]	Time Issued: [Signature]	Chief Timekeeper: [Signature]
---------------------------------	-----------------------------	----------------------------------

THESE RESULTS REMAIN PROVISIONAL FOR A MINIMUM OF 30 MINUTES FROM THE TIME OF ISSUE



MDS Battery RGB

Provisional Results - Race 18 - Class C

Pl	No	Cl	Name	Car	Laps	Time	Behind	MPH	Best Lap on	MPH	
1	1	BEC	Tim GRAY	Stuart Taylor Phoenix	18	29:57.50		78.38	1:38.80	2	79.34
2	46	BEC	John GOODWIN	Stuart Taylor Phoenix	18	30:12.89	15.39	77.88	1:39.07	18	78.98
3	31	BEC	Matt ROWE	Fisher Fury	18	30:12.92	15.42	77.87	1:39.73	16	79.23
4	15	BEC	John CUTMORE	Westfield Megablade	18	30:22.40	24.90	77.27	1:39.03	14	78.99
5	25	BEC	Derek JONES	Fisher Fury	18	30:26.33	28.83	77.10	1:38.19	13	79.67
6	69	BEC	Jonathan THACKRAY	Fisher Fury	18	30:34.86	37.36	76.74	1:39.13	11	78.91
7	23	BEC	David WALE	Fisher Fury Fireblade	18	30:50.42	53.12	76.10	1:40.18	18	78.11
8	50	BEC	Tim HOVERD	Fisher Fury	18	31:17.59	1:20.29	75.00	1:42.19	8	76.55
9	34	BEC	Colin DUCE	Fisher Fury	18	31:17.77	1:20.47	74.99	1:41.28	17	77.24
10	36	BEC	Henry CARR	Fisher Fury	18	31:22.74	1:25.44	74.79	1:41.32	11	77.21
11	63	BEC	Colin CHAPMAN	Fisher Fury	18	31:28.64	1:29.34	74.64	1:41.07	11	77.40
12	29	BEC	Martin ROBERTS	Fisher Fury	17	30:48.82	1 Lap	72.02	1:48.05	17	74.47
13	44	BEC	Judi DERISLEY	Fisher Fury	17	31:44.95	1 Lap	69.81	1:48.23	15	72.28
14	73	BEC	Adrian CHAPMAN	Locoblade	18	31:48.95	2 Laps	65.67	1:55.22	2	67.89
<u>Not-Classified</u>											
	42	BEC	Simon MAYNE	MK Indy	15	26:35.51	DNF	73.55	1:43.62	3	76.50
	6	BEC	Mike ATKINSON	Stuart Taylor Phaser	4	7:01.10	DNF	74.31	1:40.61	4	77.75
<u>Non-Starters</u>											
	14	BEC	Gordon MILNER	STM Phaser							
	69	BEC	Pete ROPE	Stuart Taylor Phoenix							
	77	BEC	Phil ALCOCK	Pulsar Blade							
<u>Fastest Lap</u>											
	25	BEC	Derek JONES	Fisher Fury				75.00	1:38.19	13	79.67

Weather / Track: Bright / Dry

Start Time : 15:37

Cadwell Park

01 May 06 16:07


Clerk of Course:

16-25

Time Issued:

Chief Timekeeper:

THESE RESULTS REMAIN PROVISIONAL FOR A MINIMUM OF 30 MINUTES FROM THE TIME OF ISSUE



750 Motor Club Bike-Sports

Provisional Results - Race 19

Pl	No	Cl	Name	Car	Laps	Time	Behind	MPH	Best Lap on	MPH
1	34	BSB	Simon HAM	Radical Prosport	10	16:36.97		83.49	1:30.42	9
2	17	BSB	Sean CROSSWAITE	Global GT Light	10	16:38.20	1.23	83.38	1:30.82	9
3	67	GT1	Bill PRICHARD	Global Light	10	16:03.86	26.98	81.15	1:34.37	9
4	24	BSA	Paul STEELE	Radical SR4	10	16:14.92	37.95	80.24	1:35.62	8
5	30	BSA	Simon FORD	Radical Prosport	10	16:16.43	38.46	80.20	1:33.88	8
6	3	BSB	Nigel PLACE	Speads Sports Car	10	16:40.23	1:03.26	78.21	1:35.74	3
7	20	BSD	Graham READ	Radical Clubsport	10	17:13.58	1:36.62	75.69	1:40.02	8
8	50	GT1	Geoffrey TAYLOR	Global GT1	10	17:20.46	1:43.46	75.19	1:40.27	8
9	69	BSB	Tom HAYNES	Global GT1	9	16:52.46	1 Lap	73.92	1:38.11	6
10	15	BSC	Neil BOARDMAN	ADR 1000	9	16:57.54	1 Lap	69.19	1:49.34	6
<u>Not-Classified</u>										
	22	BSB	Jean PARKER	T5 Mission	8	13:24.66	DNF	77.77	1:38.58	8
	21	BSB	Jason CARLEY	T5 Mission	6	10:30.60	DNF	74.43	1:40.83	5
	16	BSA	Paul TRAYHURN	Radical Prosport	5	7:58.43	DNF	81.75	1:32.65	5
<u>Non-Starters</u>										
	4	BSD	Marcos BURNETT	Radical Clubsport						
	8	BSA	Dave MOUNTAIN	Global GT2						
<u>Fastest Lap</u>										
	34	BSB	Simon HAM	Radical Prosport					1:30.42	9
	16	BSA	Paul TRAYHURN	Radical Prosport					1:32.65	5
	67	GT1	Bill PRICHARD	Global Light					1:34.37	9
	20	BSD	Graham READ	Radical Clubsport					1:40.02	8
	15	BSC	Neil BOARDMAN	ADR 1000					1:49.34	6

Weather / Track: Bright / Dry

Start Time : 16:27

Cadwell Park

01 May 06 16:43

Clerk of Course:  17.00	Time Issued:	Chief Timekeeper: 
---	--------------	--

THESE RESULTS REMAIN PROVISIONAL FOR A MINIMUM OF 30 MINUTES FROM THE TIME OF ISSUE



750 Motor Club 750 Formula

Provisional Results - Race 00

Pos	Car	Name	Car	Laps	Time	Behind	MPH	Sec/Lap on	Gap
1	87	BOB SIMPSON	SRF	8	16:24.87		72.31	1:46.00	0
2	87	PHILIP IGHIE	Centaur MK18	8	16:27.06	2.19	70.00	1:42.27	2
3	87	DAVE ROBERTSON	SOARER	8	16:27.69	2.82	71.73	1:44.74	7
4	87	RODNEY HILL	Mythic T421	8	16:28.50	3.63	70.20	1:42.10	0
5	87	MARION KEMP	Darwi MK6	8	16:34.20	9.33	70.80	1:47.00	7
6	87	BOB RUTHER	Darwi MK6B	8	16:34.26	9.39	70.80	1:47.00	7
7	87	ALAN BAXTER	Darwi MK7	8	16:34.26	9.39	70.80	1:47.00	7
8	87	PAUL WOODS	Darwi MK1	8	16:32.73	7.86	69.60	1:46.70	6
9	87	PAUL COLLINS	Darwi MK2	8	17:18.00	1:45.27	57.00	1:50.37	3
10	87	MIKE DAVIES	Harrison Evo	8	16:10.00	1 Lap	62.00	1:57.74	7
11	87	NIGEL TERRY	Darwi MK8	8	16:10.48	1 Lap	64.00	1:58.00	7
Disqualified									
12	87	PETER BOVE	Darwi P-66	8	16:40.67	1:15.80	70.00	1:46.30	0
13	87	DAVID WATTS	Centaur MK18	8	5:42.00	SRF	60.00	1:50.00	0
14	87	MIKE HARRIS	Darwi 877	8	1:50.10	SRF	60.00		0
15	87	GARY GUNN	SOARER	8	1:55.24	SRF	60.00		0
16	87	MICHAEL LANE	Phoenix	8		SRF	60.00		0
Disqualified									
17	87	ROGER ROWE	Centaur MK6B	8		SRF	60.00		0
18	87	IAN ALLAN	Soar & Marver	8		SRF	60.00		0
Disqualified									
19	87	PETER BOVE	Darwi P-66	8			1:46.00	0	7:00.00
20	87	BOB RUTHER	Darwi MK6B	8			1:47.00	0	7:01.00

750 Motor Club 750 Formula
 11/11/2011 17:11
 11/11/2011 17:11

Cadwell Park

St. Mary's 17:11

Time Used: 11/11/2011 17:11
 Grid: 11/11/2011 17:11

THESE RESULTS REMAIN PROVISIONAL FOR A MINIMUM OF 30 MINUTES FROM THE TIME OF ISSUE