








750 Motor Club




Pembrey
15th & 16th Jly '06



THE WELSH NATIONAL MOTORSPORTS CENTRE

Official Programme - £2.50



Programme Amendments

Pembrey

15/Jul - 16/Jul/06

Please add the following

Formula

RGB

SAXMAX

Please delete the following

Formula

7s

RGB

No	Cls	Driver
----	-----	--------

26

A

Peter Bamford

20

Ben Kidd

Car

Radical SR3

Citroen Saxo

No	Cls	Driver
----	-----	--------

39

A

Howard Cramer

27

A

Martin Brooks

Car

Caterham 7

Stuart Taylor Phasar

Note revised timetable of races as per Programme



This meeting is held under the General Regulations of the MSA (incorporating the provisions of the International Sporting Code of the FIA) and the Supplementary Regulations, Final Instructions and any written instructions which the Organisers issue for the race meeting. **MSA Permit: 34292.**

RACE MEETING OFFICIALS

MSA STEWARD
L.D.E.JENKINS

CLERKS OF COURSE
V.AYRES

R.CLEMENTS N.TANSER

CLUB STEWARDS
E.MINHINNICK K.MESSER

TIMEKEEPERS
T.Stevens (Chief)
A.Stevens L.Turner

SCRUTINEERS
S.FORD (CHIEF)
H.FISHER C.BAKER
D.EDWARDS J.ATKINSON
A.JOHNSON J.LONG

INCIDENT OFFICER
A.Bennett
CHIEF MARSHAL
P.Harding
CHIEF OBSERVER
P.Stenning

RACE RESCUE UNIT/S
750 Motor Club
BARC Pembrey

COMMENTATOR
I.SOWMAN

SECRETARY
OF THE MEETING
Robin Knight

MARSHALS
750 Motor Club
BMRMC & friends

BREAKDOWN UNITS
BARC PEMBREY

Saturday 15th

	Practice
1. 750MC Formula Vee Championship session A	9.00-9.15
2. 750MC Formula Vee Championship session B	9.25-9.40
3. Polleysport/Yokohama SAXMAX championship untimed	9.50-10.05
4. MDS Battery RGB Championship	10.15-10.30
5. Formula Sheane Championship	10.40-10.55
6. 750MC Roadsports & 7 Championships	11.05-11.20
7. Toyota MR2 Challenge	11.30-11.45
8. Polleysport/Yokohama SAXMAX championship timed	11.55-12.10

LUNCHBREAK

Races (* = green flag lap)

	Time
1. 750MC Formula Vee Championship Heat*	1.10
2. MDS Battery RGB Championship	1.40
3. Formula Sheane Championship*	2.25
4. 750MC Roadsports & 7 Championships	2.55
5. Polleysport/Yokohama SAXMAX championship	3.40
6. 750MC Formula Vee Championship Final*	4.10
7. Toyota MR2 Challenge	4.40

Sunday 16th

	Practice
1. Formula Sheane Championship	9.00-9.15
2. 750MC 750 Formula Championship	9.25-9.40
3. Polleysport/Yokohama SAXMAX championship timed	9.50-10.05
4. Demon Tweeks/Yokohama Hot Hatch Championship	10.15-10.30

Races(* = green flag lap)

	Time
8. 750MC Formula Vee Championship Heat*	10.45
9. MDS Battery RGB Championship*	11.15
10. 750MC Roadsports & 7 Championships*	11.45
11. 750MC 750 Formula Championship*	12.30

LUNCHBREAK

12. Demon Tweeks/Yokohama Hot Hatch Championship	1.45
13. Formula Sheane Championship*	2.15
14. Polleysport/Yokohama SAXMAX championship	2.45
15. 750MC Formula Vee Championship Final*	3.15
16. Toyota MR2 Challenge*	3.45
17. 750MC 750 Formula Championship*	4.15
18. Demon Tweeks/Yokohama Hot Hatch Championship	4.45

The above timetable may be brought forward by up to 30 minutes.

Races 1/6 & 8/15

13 mins + 1 lap

750 Motor Club Formula Vee Championship

The 750 Motor Club Formula Vee championship is ideal for beginner and 'expert' alike, looking for competitive single seater racing on a low budget.

It has been run by the 750 Motor Club since 1980 and is probably the cheapest way to go single seater racing in the UK.

Engine, gearbox and much of the suspension and braking system is from the VW 1300 Beetle and this, along with a Dunlop 'control' tyre puts the emphasis on driver ability to win races.



No	Driver	Car Details	ccs	Hometown
9	Ken Elliott	Leastone Bowles	1300	Dublin 22
11	Jamie Conyers	GAC 03	1300	Mirfield
14	Sam Oliveira	Sheane	1300	Brackley
16	James Birch	Storm SF1	1300	Rickmansworth
23	Graham Kiddy	Ray Bowles	1300	Cambridge
30	Martin Farmer	GAC 03	1300	Castle Bromwich
33	Ryan Lindsay	AHS Challenger	1300	Coventry
37	Adrian Weston	Leastone	1300	Farnham
40	Charlie Reilly	Sheane	1300	Wickford
45	William Burnett	Storm	1300	Fordcombe
48	Tim Probert	Storm FF1	1300	Richmond
51	Ben Evans	Scarab	1300	Bristol
53	John Bowles	Ray 97	1300	Sevenoaks
56	Alan Catterall	Sheane	1300	Forest Row
59	Bill Stenning	Spyder	1300	Woking
62	Detlef Brehmer	AHS Challenger	1300	Leicester
67	Paul Taylor	Scarab Mk2	1300	East Grinstead
68	Roger Bellingham	Scarab	1300	Aylesbury
72	Derek Sales	AHS Challenger	1300	Salisbury
80	Jeremy Clark	GAC 01	1300	Attleborough
94	Peter Belsey	Scarab Mk2	1300	Reading

The above are in the 1st Formula Vee practice session.

From combined times, the slowest 28 go into Race 1, the remainder into Race 6 which will be topped up to 28 by the top finishers in Race 1.

For Sunday's Races the same principle applies but using the 2nd fastest time from practice.

If the numbers reduce such that all can be fitted into one grid on Sunday (28), only the 1st of those two races will be run.

750 Motor Club Formula Vee Championship 2006					
	Pts	Driver		Pts	Driver
1st	193	Sam Oliveira	4th	143	Ian Buxton
2nd	148	Daniel Hands	5th	137	John Hughes
3rd	147	Jake Oliveira	6th	135	Martyn Donn

Races 1/6 & 8/15

13 mins + 1 lap

750 Motor Club Formula Vee Championship

The 750 Motor Club Formula Vee championship is ideal for beginner and 'expert' alike, looking for competitive single seater racing on a low budget. It has been run by the 750 Motor Club since 1980 and is probably the cheapest way to go single seater racing in the UK. Engine, gearbox and much of the suspension and braking system is from the VW 1300 Beetle and this, along with a Dunlop 'control' tyre puts the emphasis on driver ability to win races.

No	Driver	Car Details	ccs	Hometown
2	Martyn Donn	Scarab	1300	Salford Priors
4	Jake Oliveira	Storm FS1	1300	Brackley
5	Daniel Hands	AHS Challenger	1300	Bicester
7	Ian Buxton	GAC01/Daghorn	1300	Staffs
8	John Hughes	Leystone AHS JH002	1300	Bristol
15	Steve Ough	AHS Challenger	1300	Shipley
22	Stephen Glasswell	Storm SF1	1300	Bury St Edmunds
38	Gordon Beshaw	AHS	1300	Basildon
38	Alan Harding	AHS	1300	Leicester
49	Richard Honick	Sheane Mk 3`	1300	Solihull
50	John Townshend	Sheane Mk2	1300	Colchester
54	Phil Waterhouse	ARI Mk 4b	1300	Yelverton
60	Robert Higgins	Sheane 98	1300	Arundel
61	Charles Merrill	Merauder BM-01	1300	Harlow
65	John Bennett	Venom Mk1	1300	Guildford
66	Martin Galpin	GAC 01	1300	Colchester
69	Niall McCarthy	Storm SF1	1300	Bishops Stortford
70	James Conyers	Leystone	1300	Upper Poppleton
75	David Cottrell	Apal	1300	Walton On Thames
77	Stuart Feather	AHS Challenger	1300	Leeds
85	Tony Dowson	Sheane	1300	London

The above are in the 2nd Formula Vee practice session.

Lap Record

Trevor Welsh

1.03.2

82.93

18/09/1994



Races 2 & 9**28 & 13 mins + 1 lap**

MDS Battery RGB Championship

First introduced in 2001, this Championship is for two-seater cars which must be capable of passing an MOT. Cars may be constructed specifically for the series or may be one of the many motorcycle engined cars currently available. The engines must be series-production four-stroke units and may not be modified from standard; they run in three classes; standard Fireblade engined kit cars (class C), up to 145 bhp (class B), 146 to 180 bhp and all rear-engined cars (class A). Control tyre is the Yokohama AO48R.



No	cls	Driver	Car Details	ccs	Hometown
1	C	Tim Gray	Stuart Taylor Phoenix	919	Trowell
3	A	Jonathan Wright	Radical SR4	1300	Cambridge
6	C	Mike Atkinson	Stuart Taylor Phasar	919	Preston
7	C	Mike Field	Fisher Fury	919	London
10	A	James Johnson	Fisher fury	1299	Corsham
15	C	John Cutmore	Westfield Megablade	919	Bury St Edmunds
21	A	Doug Carter	Genesis Evo	1200	Kendal
22	C	Josh Smith	Phoenix	919	Sandford
23	C	David Wale	Fisher Fury Fireblade	919	Amersham
25	C	Derek Jones	Fisher Fury	919	Norwich
27	A	Martin Brooks	Stuart Taylor Phasar	1200	
29	C	Martin Roberts	Fisher Fury	919	Towcester
30	C	Andrew Drake	Westfield Fire Blade	918	East Aberthaw
31	C	Matt Rowe	Fisher Fury	919	Winchester
34	C	Colin Duce	Fisher Fury	893	Maidstone
35	B	Stephen Ross	Caterham Blackbird	1100	Sandown
36	C	Henry Carr	Fisher Fury	919	Leeds
41	A	Neil Constable-Berry	Fisher Fury	1137	Norwich
42	C	Simon Mayne	Fisher Fury	919	Northallerton
43	B	Paul Rogers	Stuart Taylor Phoenix	998	Attleborough
44	C	Judi Derisley	Fisher Fury	900	Hayling Island
46	C	John Goodwin	Stuart Taylor Phoenix	919	Sheffield
50	C	Tim Hoverd	Fisher Fury	919	Cambridge
52	A	Rob Baldwin	BDN S2	1200	Aldershot
63	C	Colin Chapman	Fisher Fury	919	Eckington
64	C	Tony Carpenter	Stuart Taylor Phoenix	919	
65	B	Neil Palmer	Stuart Taylor Phoenix	899	Spalding
73	C	Adrian Chapman	Locoblade	893	Chippenham
75	A	Gordon Griffin	T5 Mission	1200	South Croydon
77	C	Phil Alcock	Pulsar Blade	899	Lutterworth
99	A	Steve Robinson	Genesis RR06	1200	Bingley

750 Motor Club RGB Championship 2006

	Pts	Cls	Driver		Pts	Cls	Driver
1st	92	A	Jonathan Wright	4th	75	C	John Goodwin
2nd	89	C	Tim Gray	5th	65	A	Gordon Griffin
3rd	79	A	Martin Brooks	6th	64	C	Derek Jones

MDS

Races 3 & 13

13 mins + 1 lap

Formula Sheane Championship

Formula Sheane is the brainchild of David Sheane, who brought Formula Vee to Ireland nearly thirty years ago. David's aim for Formula Sheane was an affordable one-make class where every driver has equal machinery. The Formula Sheanes are a single-seat spaceframe chassis, powered 1800cc Rover 'K' series engines mated to VAG 5-speed gearboxes. Formula Sheane is now the fastest single-seat class in Ireland. Formula Sheane also provides some of the closest racing possible, between some of Ireland's best drivers.

No	Driver	Car Details	ccs	Hometown
1	Brian Hearty	Foto Fast Sheane	1800	
2	Anton Savage	Sheane	1800	Ireland
3	Enda O'connor	Sheane	1800	
4	Trevor Duffy	Sheane	1800	Ireland
6	Michael Balfe	Sheane	1800	Stemeen
17	Michael Rice	Sheane	1800	Co Louth
22	Philip O'Connor	Sheane Rover	1800	Parteen
23	Adam Craughan	Sheane Rover	1800	Parteen
26	Robbie Parks	Sheane	1800	Ireland
28	David Parks	Sheane	1800	Ballina Killalde
31	Garry Newsome	Sheane Rover	1800	Eire
32	Lee Newsome	Sheane	1800	
34	David Hall	SLS Group Sheane	1800	Naas
35	Christopher McCabe	Sheane	1600	
44	David Dickenson	Sheane	1800	Co Wicklow

Races 4 & 10

28 mins + 1 lap

750 MC Roadsports & 7 Championships

If it's a sportscar produced in a reasonable volume, it's probably eligible - there is no more varied a Championship for sportscars in the UK and its split into separate classes based generally on engine capacity/car type. Engine must be original fitment, but crank, rods, pistons, camshaft, induction and exhaust are free; head mods are permitted; add-on forced induction is not permitted. Power outputs will vary between 100bhp in the small class, to getting on for 350+bhp in the big V8s. Transmission must be a production-car gearbox. Close-ratio gears and LSD are permitted, traction control is not.



No	cls	Driver	Car Details	ccs	Hometown
1	A	Mal Davison	Noble M12 GT 3R	3000T	Burntwood
2	B	David Dawson	Evante Mk1	2000	Grantham
3	B	Alec Livesley	Ginetta G20	1998	St Leonards On Sea
4	A	Doug Ellwood	TVR Tuscan	5050	Stratford Upon Avon
17	A	Ben Shalders	Caterham R400	1800	Warwick
18	A	John Schneider	Caterham 7	1588	London
22	A	Carl Woodwiss	Caterham 7	1800	Birmingham
25	A	Peter Lawrence	Caterham Superlight R	1800	Thame
31	A	Keith Dunn	Caterham Superlight	1800	Droitwich Spa
37	A	Ian Brown	Caterham 7	1800	Baldock
39	A	Howard Cramer	Caterham 7	2000	Rickmansworth
50	B	Peter Smith	Ginetta G20	1998	Manningtree
62	A	Matt Shires	Caterham Superlight	1800	
72	A	Neil Hinson	Caterham R400	1800	Newbury
84	A	Gerry Simpson	Caterham Seven	1800	Chester
90	A	Barry Train	Caterham	1998	Shoreham-By-Sea
97	A	Peter French	Caterham R400	1800	Burnham-On-Crouch
99	A	Peter Ratcliff	Caterham R400	1800	Tyrrells Wood

750 Motor Club 7 Championship 2006

	Pts	Cls	Driver		Pts	Cls	Driver
1st	66	A	Peter Ratcliff	4th	47	A	Carl Woodwiss
2nd	48	B	Peter Davies	5th	36	A	Ben Shalders
3rd	48	A	Kevin Williams	6th	34	A	Ian Brown

750 Motor Club Roadsports Championship 2006

	Pts	Cls	Driver		Pts	Cls	Driver
1st	91	B	Alec Livesley	4th	50	B	David Dawson
2nd	63	A	Mal Davison	5th	45	B	Peter Smith
3rd	52	A	Doug Ellwood	6th	39	A	Paul Dobson

Roadsports Lap Records

A	Phil Gladman	1:04.57	81.17	09/05/1999
B	Steve Guglielmi	1:06.21	79.16	18/07/1998
C	Phil Abbott	1:08.7	76.29	14/08/1993

7 Lap Records

A	Peter Ratcliff	1:02.472	83.9	15/06/2002
B	Ben Shalders	1:05.40	80.15	11/07/2004
C	Lee Harasyn	1:07.82	77.29	21/09/1997

Races 5 & 14

10 mins + 1 lap

750 MC **SAXMAX** Championship

New for 2006 is the 750 Motor Club's championship for Junior drivers, aged 14 – 17 years. The car chosen is the Citroen Saxo VTR with very strict limitations on tuning and very specific safety features in accordance with MSA and FIA standards. The cars run with a control Piper camshaft, a control ECU and all run on the Yokohama A539 tyre supplied by George Polley Motorsport.

No	Driver	Car Details	ccs	Hometown
2	Tommy Davison	Citroen Saxo	1600	Burntwood
4	Leyton Clarke	Citroen Saxo	1600	Bray
5	Liam McMillan	Citroen Saxo	1600	Wisbech
6	Jason Timberlake	Citroen Saxo	1600	Southampton
8	Joe McMillan	Citroen Saxo	1600	Wisbech
9	Liam Hamilton	Citroen Saxo	1600	Ipswich
10	Jake Farndon	Citroen Saxo	1600	Coventry
12	Sam Walmsley	Citroen Saxo	1600	Dewsbury
15	Craig Varney	Citroen Saxo	1600	Coventry
16	Henry Pickering	Citroen Saxo	1600	Leicester
18	Nina Jo Atkinson	Citroen Saxo	1600	Selby
21	David Ratcliff	Citroen Saxo	1600	Leatherhead
22	Daniel Brown	Citroen Saxo	1600	Billericay
23	Robert Brown	Citroen Saxo	1600	Billericay
25	Joe Hopkins	Citroen Saxo	1600	Loughborough
27	Aaron Williamson	Citroen Saxo	1600	Spalding
28	Andrew Tibbs	Citroen Saxo	1600	Spalding
30	Chris Palmer	Citroen Saxo	1600	West Marden
34	Joe Ferguson	Citroen Saxo	1600	Dunmow
72	Cassey Watson	Citroen Saxo	1600	Evesham
95	Amy Scarisbrick	Citroen Saxo	1600	Ormskirk

<i>Pts</i>	No	Driver	<i>Pts</i>	No	Driver
1 st 78	5	Liam McMillan	12 th 25	4	Leyton Clarke
2 nd 66	22	Daniel Brown	13 th 24	6	Jason Timberlake
3 rd 52	28	Andrew Tibbs	14 th 22	2	Tommy Davison
4 th 51	23	Robert Brown	22	15	Craig Varney
5 th 48	72	Cassey Watson	15 th 20	25	Joe Hopkins
6 th 44	20	Ben Kidd	16 th 19	19	Ryan Borthwick
7 th 37	8	Joe McMillan	19	34	Joe Ferguson
8 th 36	10	Jake Farndon	17 th 17	12	Sam Walmsley
9 th 31	21	David Ratcliff	17	18	Nina Jo Atkinson
10 th 27	11	Matthew Venn	18 th 16	16	Henry Pickering
11 th 26	9	Liam Hamilton	19 th 10	95	Amy Scarisbrick

Time in secs	Speed in mph	Time in secs	Speed in mph	Time in secs	Speed in mph	Time in secs	Speed in mph	Time in secs	Speed in mph	Time in secs	Speed in mph
58.00	90.37	61.50	85.23	65.00	80.64	68.50	76.52	72.00	72.80	75.50	69.43
58.10	90.22	61.60	85.09	65.10	80.52	68.60	76.41	72.10	72.70	75.60	69.33
58.20	90.06	61.70	84.95	65.20	80.39	68.70	76.30	72.20	72.60	75.70	69.24
58.30	89.91	61.80	84.82	65.30	80.27	68.80	76.19	72.30	72.50	75.80	69.15
58.40	89.75	61.90	84.68	65.40	80.15	68.90	76.08	72.40	72.40	75.90	69.06
58.50	89.60	62.00	84.54	65.50	80.02	69.00	75.97	72.50	72.30	76.00	68.97
58.60	89.45	62.10	84.41	65.60	79.90	69.10	75.86	72.60	72.20	76.10	68.88
58.70	89.29	62.20	84.27	65.70	79.78	69.20	75.75	72.70	72.10	76.20	68.79
58.80	89.14	62.30	84.13	65.80	79.66	69.30	75.64	72.80	72.00	76.30	68.70
58.90	88.99	62.40	84.00	65.90	79.54	69.40	75.53	72.90	71.90	76.40	68.61
59.00	88.84	62.50	83.87	66.00	79.42	69.50	75.42	73.00	71.80	76.50	68.52
59.10	88.69	62.60	83.73	66.10	79.30	69.60	75.31	73.10	71.70	76.60	68.43
59.20	88.54	62.70	83.60	66.20	79.18	69.70	75.20	73.20	71.61	76.70	68.34
59.30	88.39	62.80	83.46	66.30	79.06	69.80	75.09	73.30	71.51	76.80	68.25
59.40	88.24	62.90	83.33	66.40	78.94	69.90	74.99	73.40	71.41	76.90	68.16
59.50	88.09	63.00	83.20	66.50	78.82	70.0	74.88	73.50	71.31	77.00	68.07
59.60	87.95	63.10	83.07	66.60	78.70	70.1	74.77	73.60	71.22	77.10	67.98
59.70	87.80	63.20	82.94	66.70	78.58	70.2	74.67	73.70	71.12	77.20	67.90
59.80	87.65	63.30	82.81	66.80	78.47	70.3	74.56	73.80	71.02	77.30	67.81
59.90	87.51	63.40	82.68	66.90	78.35	70.4	74.45	73.90	70.93	77.40	67.72
60.00	87.36	63.50	82.54	67.00	78.23	70.5	74.35	74.00	70.83	77.50	67.63
60.10	87.21	63.60	82.42	67.10	78.12	70.6	74.24	74.10	70.74	77.60	67.55
60.20	87.07	63.70	82.29	67.20	78.00	70.7	74.14	74.20	70.64	77.70	67.46
60.30	86.93	63.80	82.16	67.30	77.88	70.8	74.03	74.30	70.55	77.80	67.37
60.40	86.78	63.90	82.03	67.40	77.77	70.9	73.93	74.40	70.45	77.90	67.29
60.50	86.64	64.00	81.90	67.50	77.65	71.0	73.83	74.50	70.36	78.00	67.20
60.60	86.50	64.10	81.77	67.60	77.54	71.1	73.72	74.60	70.26	78.10	67.11
60.70	86.35	64.20	81.64	67.70	77.42	71.2	73.62	74.70	70.17	78.20	67.03
60.80	86.21	64.30	81.52	67.80	77.31	71.3	73.51	74.80	70.07	78.30	66.94
60.90	86.07	64.40	81.39	67.90	77.20	71.4	73.41	74.90	69.98	78.40	66.86
61.00	85.93	64.50	81.27	68.00	77.08	71.5	73.31	75.00	69.89	78.50	66.77
61.10	85.79	64.60	81.14	68.10	76.97	71.6	73.21	75.10	69.79	78.60	66.69
61.20	85.65	64.70	81.01	68.20	76.86	71.7	73.10	75.20	69.70	78.70	66.60
61.30	85.51	64.80	80.89	68.30	76.74	71.8	73.00	75.30	69.61	78.80	66.52
61.40	85.37	64.90	80.76	68.40	76.63	71.9	72.90	75.40	69.52	78.90	66.43

Races 7 & 16

13 mins + 1 lap

MR2 Challenge

No	cls	Driver	Car Details	ccs	Hometown
1	B	Patrick Mortell	Toyota MR2 Mk2	2000	
2	A	Kevin Poole	Toyota MR2 MK1	1600	Shefford
3	A	James O'Neill	Toyota MR2 MK1	1600	Lingston
5	A	Ady Stimpson	Toyota MR2 Mk1	1600	Nottingham
6	B	Clive Morphett	Toyota MR2 MK2	2000	Nottingham
7	A	Robert Howes	Toyota MR2 MK1	1600	Downham Market
9	A	Jonathan Grimes	Toyota MR2 Mk1	1600	
13	A	Jonathan Rose	Toyota MR2 MK1	1600	Berkshire
14	A	Karen Phillips	Toyota MR2 MK1	1600	Worcester
22	A	Mark Mailer	Toyota MR2 Mk1	1600	Basildon
23	A	Sarah Wherry	Toyota MR2 Mk1	1600	N E Lincs
33	A	Neil Glynn	Toyota MR2 MK1	1600	Loughborough
35	A	Iain Morton	Toyota MR2 MK1	1600	London
42	A	Tim Cartledge	Toyota MR2 MK1	1600	East
46	A	Daniel Gatt	Toyota MR2	1600	
47	A	Brian Gatt	Toyota MR2 Mk1	1600	Slough
66	B	Dave Oldroyd	Toyota MR2 MK2	2000	Northampton
78	A	George Taylor	MR2Mk1	1600	Okehampton
79	A	Lauren Blighton	Toyota MR2 MK1	1600	Macclesfield

Races 11 & 17

13 mins + 1 lap

750 Motor Club 750 Formula Championship

750 Formula is for two-seater sports racing cars, introduced by the 750 MC in 1949, as its first racing formula. The regulations provide ample scope for the amateur to design and build his own car, and to develop his skills in chassis / suspension design and engine tuning within carefully controlled limits. There are two engine options, either the highly tuned Reliant 850cc or the unmodified Fiat 'FIRE' 1108cc, the latter introduced in 2003 due to the diminishing supply of spares for the Reliant engine. All cars run on a control Yokohama slick tyre.



No	cls	Driver	Car Details	ccs	Hometown
1		Mick Harris	Darvi 877	1108	High Wycombe
2		Peter Bove	Darvi P-88	1108	Essendon
3		Bob Simpson	SS/F	1108	West Drayton
4		Antony Raine	Centaur Mk16	1108	Verwood
5		Martin Kemp	Darvi Mk6	1108	Aldershot
7		Rodney Hill	Mystic T4/21	1108	Ashby De La Zouch
8	B	Ian Allen	Stage 8 Marrow	1108	Deeping St Nicholas
21		Paul Morris	Darvi 92J	1108	London
22	B	Huw Davies	Harrison Evo	1100	Hertford
23		Chris Gough	CGR2	1108	Telford
24	B	Paul Collins	Darvi Mk5	1108	Bedford
27	B	Sue Buxton	Darvi 5/97	1108	West Malling
28	B	Andrew Davey	Tristesse Mk6	1108	Bassett
31	B	Sean Graham	Marrow	1108	Gosport
35	B	Andrew Lake	Phoenix	1100	Bedford
39		Andrew Gent	Darvi 88/G	1108	Knutsford
44	B	David Bass	Time 3B	1108	St. Albans
45	B	Colin Wolstenholme	Darvi Mk5	1100	Bristol

750 Motor Club 750 Formula Championship 2006					
	Pts	Driver		Pts	Driver
1st	141	Bob Simpson	4th	89	Mick Harris
2nd	130	Antony Raine	5th	79	Dave Robson
3rd	93	Peter Bove	6th	67	Roger Rowe

Lap Record
Mick Harris 1:04.6 81.13 07/05/1994

Races 12 & 18

13 mins + 1 lap

Demon Tweaks/Yokohama Hot Hatch Championship

There are three classes which include:- up to 1400cc multi-valve, up to 1600cc two valve and 1601 – 2000cc. Engines must be the original (type) fitted to the car. Springs and dampers are free, including coil-overs, provided they utilise the original pick-up points. The original gearbox must be used; close-ratio gears are permitted. Final drive ratio is free. LSD or similar is permitted. All cars run on the Yokohama AO32R or AO48R; rim width is free provided they fit within the standard bodywork.

demon tweaks

HATCH

YOKOHAMA

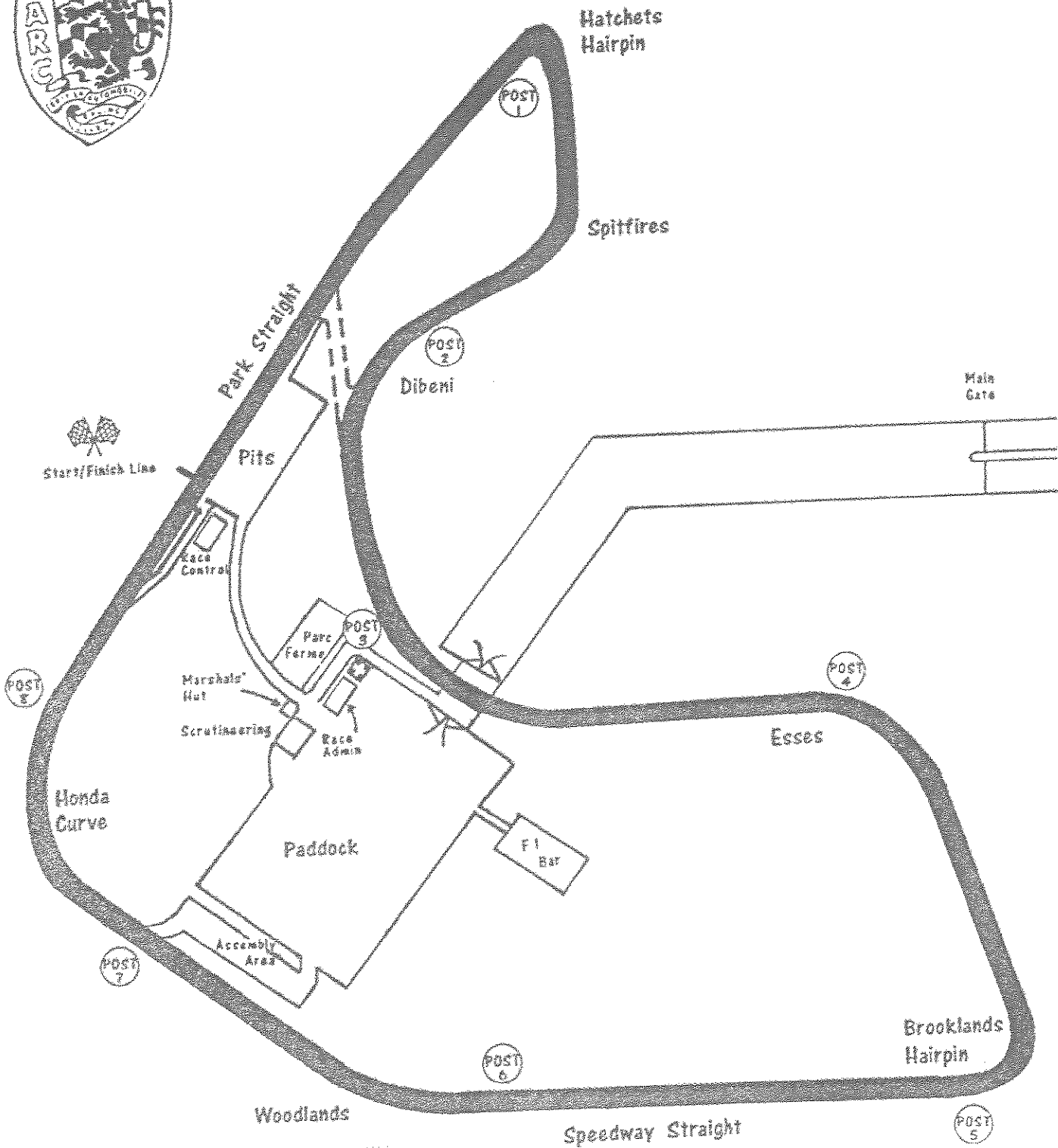



No	cls	Driver	Car Details	ccs	Hometown
2	A	Mike Webb	Ford Focus ST170	2000	Brighton
3	A	Antony Judd	Astra GTE 16v	2000	Leicester
7	B	Andy Robinson	Ford Fiesta	1600	Cramlington
9	B	Stuart Levers	Honda Civic	1600	Nottingham
17	A	Craig Shepherd	Peugeot 306 Gti	2000	Braintree
22	A	Adrian Lowes	Fiesta XR2i	1800	Horsham
25	A	Julian Long	Peugeot 306 GTi	1998	Alton
50	A	Ian Laughton	Escort RS2000	2000	Pevensey
60	B	Lee Reynolds	Citroen Saxo	1600	Church Stretton
61	B	Alan Harding	Peugot 106 GTi	1600	Bognor Regis
62	B	Cliff Pellin	Fiesta XR2	1600	Canvey Island
64	A	Tony Dolley	Peugeot 206 GTi	2000	Bridgwater
94	B	Andrew Bird	Saxo VTS	1598	Aldershot
97	C	Andy McLennan	Suzuki Swift GTi	1300	St. Albans


750 Motor Club Hot Hatch Championship 2006							
	Pts	Cls	Driver		Pts	Cls	Driver
1st	146	A	Andrew Neal	4th	86	B	Lee Reynolds
2nd	108	A	Antony Judd	5th	80	A	Tony Dolley
3rd	107	A	Craig Shepherd	6th	78	B	Stuart Levers

Lap Records

A	Mark Cunningham	1:08.21	76.85	11/07/2004
B	Lee Reynolds	1:09.983	74.89	08/07/2001
C	Paul McMillan	1:08.12	76.95	11/07/2004




CIRCUIT LENGTH: 1.456 MILES / 2.343 KILOMETRES
 CIRCUIT WIDTH: 95 FEET / 10.668 METRES



PEMBREY

THE WELSH NATIONAL MOTORSPORTS CENTRE

AMENDED 3



AMENDED 3

750 Motor Club Formula Vee Provisional Results - Race 1 - Heat

Pl	No	Cl	Name	Car	Laps	Time	Behind	MPH	Best Lap on	MPH	
1	7	FV	Ian BUXTON	GAC01/Daghorn	12	13:15.39		79.08	1:05.32	10	80.24
2	48	FV	Tim PROBERT	Storm FF1	12	13:17.27	1.88	78.89	1:04.69	9	81.03
3	9	FV	Ken ELLIOTT	Leystone Bowlies	12	13:25.08	9.69	78.13	1:05.59	5	79.91
4	23	FV	Graham KIDDY	Ray Bowles	12	13:25.47	10.08	78.09	1:05.99	5	79.43
5	60	FV	Bob HIGGINS	Sheane 98	12	13:31.14	15.75	77.54	1:05.80	5	79.66
6	51	FV	Ben EVANS	Scarab	12	13:32.64	17.25	77.40	1:05.74	5	79.73
7	59	FV	Bill STENNING	Spyder	12	13:38.22	22.83	76.87	1:06.58	7	78.73
8	40	FV	Charlie REILLY	Sheane	12	13:59.41	44.02	74.93	1:07.90	3	77.20
9	49	FV	Richard HONICK	Sheane Mk3	12	13:59.62	44.23	74.91	1:07.46	6	77.70
10	54	FV	Phil WATERHOUSE	ARI Mk 4b	12	14:03.03	47.64	74.61	1:06.16	5	79.23
11	67	FV	Paul TAYLOR	Scarab Mk2	12	14:03.17	47.78	74.60	1:08.41	11	76.62
12	50	FV	John TOWNSEND	Sheane Mk2	12	14:09.16	53.77	74.07	1:08.50	9	76.52
13	85	FV	Tony DOWSON	Sheane	12	14:13.22	57.83	73.72	1:08.66	6	76.34
14	77	FV	Stuart FEATHER	AHS Challenger	12	14:13.77	58.38	73.67	1:09.39	8	75.54
15	53	FV	John BOWLES	Ray 97	12	14:14.46	59.07	73.61	1:08.20	4	76.86
16	94	FV	Peter BELSEY	Scarab Mk2	12	14:14.83	59.44	73.58	1:09.09	8	75.87
17	69	FV	Niall McCARTHY	Storm SF1	12	14:14.90	59.51	73.57	1:08.64	4	76.36
18	70	FV	James CONYERS	Leystone	11	13:20.97	1 Lap	71.98	1:10.62	3	74.22
19	62	FV	Detlef BREHMER	AHS Challenger	11	13:49.11	1 Lap	69.54	1:12.20	2	72.60
20	38	FV	Gordon BESHAW	AHS	11	14:18.17	1 Lap	67.19	1:14.36	3	70.49
21	65	FV	John BENNETT	Venom Mk1	11	14:25.50	1 Lap	66.62	1:14.38	5	70.47
22	68	FV	Roger BELLINGHAM	Scarab	10	13:18.25	2 Laps	65.66	1:14.15	5	70.69
23	72	FV	Derek SALES	AHS Challenger	9	13:17.63	3 Laps	59.14	1:25.10	9	61.59

Not-Classified

61	FV	Charles MERRILL	Merauder BM-01	1	1:29.43	DNF	58.61	0	0.00
----	----	-----------------	----------------	---	---------	-----	-------	---	------

Exclusions

15	FV	Steve OUGH	AHS Challenger	Failed ride height - E.4.1.5, E.4.1.6						
45	FV	William BURNETT	Storm	Failed ride height - E.4.1.5, E.4.1.6						

Non-Starters

56	FV	Alan CATTERALL	Sheane							
75	FV	David COTTRELL	Apal							

Fastest Lap

48	FV	Tim PROBERT	Storm FF1					1:04.69	9	81.03
----	----	-------------	-----------	--	--	--	--	---------	---	-------

Weather / Track:

Start Time : 13:24

Pembrey

15 Jul 06 15:12

Clerk of Course: 	Time Issued: 15:16	Chief Timekeeper:
----------------------	-----------------------	-----------------------

THESE RESULTS REMAIN PROVISIONAL FOR A MINIMUM OF 30 MINUTES FROM THE TIME OF ISSUE

AMENDED



AMENDED

MDS Battery RGB Provisional Results - Race 2

PI	No	CI	Name	Car	Laps	Time	Behind	MPH	Best Lap on	MPH
1	3	BEA	Jonathan WRIGHT	Radical SR4	28	29:49.79		82.00	1:02.72	22 83.57
2	46	BEC	John GOODWIN	Stuart Taylor Phoenix	28	30:32.88	43.09	80.07	1:04.12	10 81.75
3	52	BEA	Rob BALDWIN	BDN S2	28	30:33.16	43.37	80.06	1:03.73	16 82.25
4	1	BEC	Tim GRAY	Stuart Taylor Phoenix	28	30:34.74	44.95	79.99	1:04.31	10 81.51
5	10	BEA	James JOHNSON	Fisher Fury	28	30:38.23	48.44	79.84	1:04.06	10 81.82
6	6	BEC	Mike ATKINSON	Stuart Taylor Phasar	28	30:47.42	57.63	79.44	1:04.67	18 81.05
7	23	BEC	David WALE	Fisher Fury Fireblade	27	30:13.56	1 Lap	78.04	1:05.50	18 80.02
8	41	BEA	Neil CONSTABLE-BERRY	Fisher Fury	27	30:36.45	1 Lap	77.06	1:06.08	17 79.32
9	30	BEC	Andrew DRAKE	Westfield Fireblade	27	30:50.84	1 Lap	76.46	1:05.31	11 80.26
10	29	BEC	Martin ROBERTS	Fisher Fury	26	30:13.95	2 Laps	75.13	1:06.39	17 78.95
11	65	BEB	Neil PALMER	Stuart Taylor Phoenix	26	30:36.33	2 Laps	74.21	1:07.54	11 77.61

Not-Classified

35	BEB	Stephen ROSS	Caterham Blackbird	18	20:47.45	DNF	75.63	1:06.72	15 78.56
36	BEC	Henry CARR	Fisher Fury	17	19:20.07	DNF	76.81	1:05.84	10 79.61
15	BEC	John CUTMORE	Westfield Megablade	11	12:30.73	DNF	76.80	1:04.95	7 80.70

Exclusions

21	BEA	Doug CARTER	Genesis Evo	Failed ride height
25	BEC	Derek JONES	Fisher Fury	Failed ride height
31	BEC	Matt ROWE	Fisher Fury	Failed ride height
34	BEC	Colin DUCE	Fisher Fury	Failed ride height
42	BEC	Simon MAYNE	MK Indy	Failed ride height
43	BEB	Paul ROGERS	Stuart Taylor Phoenix	Failed ride height
44	BEC	Judi DERISLEY	Fisher Fury	Failed ride height
50	BEC	Tim HOVERD	Fisher Fury	Failed ride height
63	BEC	Colin CHAPMAN	Fisher Fury	Failed ride height
64	BEC	Tony CARPENTER	Stuart Taylor Phoenix	Failed ride height
7	BEC	Mike FIELD	Fisher Fury	Failed ride height
73	BEC	Adrian CHAPMAN	Locoblade	Failed ride height
75	BEA	Gordon GRIFFIN	T5 Mission	Failed ride height
99	BEA	Steve ROBINSON	Genesis RR06	Failed ride height

Fastest Lap

3	BEA	Jonathan WRIGHT	Radical SR4	1:02.72	22	83.57
46	BEC	John GOODWIN	Stuart Taylor Phoenix	1:04.12	10	81.75
35	BEB	Stephen ROSS	Caterham Blackbird	1:06.72	15	78.56

Weather / Track:

Start Time : 13:49

Pembrey

15 Jul 06 17:54

Clerk of Course:

Time issued:

Chief Timekeeper:

THESE RESULTS REMAIN PROVISIONAL FOR A MINIMUM OF 30 MINUTES FROM THE TIME OF ISSUE



Formula Sheane

Provisional Results - Race 3

PI	No	CI	Name	Car	Laps	Time	Behind	MPH	Best Lap on	MPH
1	4	FS	Trevor DUFFY	Sheane	6	6:14.91		83.89	1:01.26	2 85.56
2	3	FS	Enda O'CONNOR	Sheane	6	6:18.79	3.88	83.03	1:01.98	3 84.57
3	44	FS	David DICKENSON	Sheane	6	6:22.79	7.88	82.16	1:02.16	4 84.32
4	26	FS	Robbie PARKS	Sheane	6	6:24.61	9.70	81.77	1:02.89	5 83.35
5	1	FS	Brian HEARTY	Foto Fast Sheane	6	6:25.22	10.31	81.64	1:01.82	6 84.79
6	34	FS	David HALL	SLS Group Sheane	6	6:26.65	11.74	81.34	1:02.65	4 83.66
7	6	FS	Michael BALFE	Sheane	6	6:26.92	12.01	81.28	1:02.74	6 83.54
8	31	FS	Garry NEWSOME	Sheane	6	6:35.49	20.58	79.52	1:02.00	3 84.54
9	17	FS	Michael RICE	Sheane	6	6:43.20	28.29	78.00	1:03.70	5 82.29
10	23	FS	Adam CRAUGHAN	Sheane	6	6:43.50	28.59	77.94	1:04.22	2 81.62
11	22	FS	Philip O'CONNOR	Sheane	6	6:54.71	39.80	75.84	1:06.32	3 79.03
12	35	FS	Christopher McCABE	Sheane	6	7:13.38	58.47	72.57	1:02.28	2 84.16

Not-Classified

32	FS	Lee NEWSOME	Sheane	5	5:31.85	DNF	78.98	1:03.04	2 83.15
----	----	-------------	--------	---	---------	-----	-------	---------	---------

Non-Starters

2	FS	Anton SAVAGE	Sheane
28	FS	David PARKS	Sheane

Fastest Lap

4	FS	Trevor DUFFY	Sheane	1:01.26	2 85.56
---	----	--------------	--------	---------	---------

2 part race. No 2 & 28 took original start.

Weather / Track:

Start Time : 14:50

Pembrey

15 Jul 06 14:55

Clerk of Course:

Time Issued:

Chief Timekeeper:

THESE RESULTS REMAIN PROVISIONAL FOR A MINIMUM OF 30 MINUTES FROM THE TIME OF ISSUE



750 Motor Club Roadsports & 7s

Provisional Results - Race 4

Pl	No	Cl	Name	Car	Laps	Time	Behind	MPH	Best Lap on	MPH
1	17	7A	Ben SHALDERS	Caterham R400	28	29:33.48		82.76	1:01.79	12 84.83
2	18	7A	John SCHNEIDER	Caterham 7	28	30:03.11	29.63	81.40	1:02.56	9 83.79
3	31	7A	Keith DUNN	Caterham Superlight	28	30:07.70	34.22	81.19	1:03.01	2 83.19
4	1	RSA	Mal DAVISON	Noble M12 GT 3R	28	30:31.51	58.03	80.13	1:03.40	12 82.68
5	62	7A	Matt SHIRES	Caterham Superlight	27	29:34.36	1 Lap	79.76	1:04.08	11 81.80
6	90	7A	Barry TRAIN	Caterham	27	30:04.38	1 Lap	78.43	1:05.00	24 80.64
7	84	7A	Gerry SIMPSON	Caterham Seven	27	30:38.34	1 Lap	76.98	1:06.44	11 78.89
8	97	7A	Peter FRENCH	Caterham R400	26	29:36.91	2 Laps	76.70	1:05.34	5 80.22
9	37	7A	Ian BROWN	Caterham 7	26	30:10.94	2 Laps	75.25	1:06.94	2 78.30
10	2	RSB	David DAWSON	Evante Mk1	26	30:44.40	2 Laps	73.89	1:09.03	18 75.93
11	50	RSB	Peter SMITH	Ginetta G20	24	30:28.92	4 Laps	68.78	1:12.98	14 71.82

Not-Classified

99	7A	Peter RATCLIFF	Caterham R400	25	26:19.37	DNF	82.97	1:02.09	20 84.42
22	7A	Carl WOODWISS	Caterham 7	23	25:15.01	DNF	79.57	1:03.87	7 82.07
3	RSB	Alec LIVELSLEY	Ginetta G20	23	26:18.24	DNF	76.39	1:07.20	20 78.00
4	RSA	Doug ELLWOOD	TVR Tuscan	23	26:50.50	DNF	74.86	1:06.45	3 78.88
72	7A	Neil HINSON	Caterham R400	4	4:24.16	DNF	79.37	1:03.39	3 82.69

Fastest Lap

17	7A	Ben SHALDERS	Caterham R400	1:01.79	12 84.83
1	RSA	Mal DAVISON	Noble M12 GT 3R	1:03.40	12 82.68
3	RSB	Alec LIVELSLEY	Ginetta G20	1:07.20	20 78.00

Weather / Track:

Start Time : 15:05

Pembrey

15 Jul 06 15:35

Clerk of Course:

Time issued:

Chief Timekeeper:

THESE RESULTS REMAIN PROVISIONAL FOR A MINIMUM OF 30 MINUTES FROM THE TIME OF ISSUE



Polleysport / Yokohama SAXMAX

Provisional Results - Race 5

Pl	No	Cl	Name	Car	Laps	Time	Behind	MPH	Best Lap on	MPH
1	5	SAX	Liam McMILLAN	Citroen Saxo	5	6:16.90		69.54	1:13.59	4 71.23
2	23	SAX	Robert BROWN	Citroen Saxo	5	6:28.15	11.25	67.52	1:15.74	5 69.21
3	4	SAX	Leyton CLARKE	Citroen Saxo	5	6:30.12	13.22	67.18	1:15.87	3 69.09
4	20	SAX	Ben KIDD	Citroen Saxo	5	6:31.27	14.37	66.98	1:15.71	5 69.23
5	9	SAX	Liam HAMILTON	Citroen Saxo	5	6:32.05	15.15	66.85	1:15.23	5 69.67
6	72	SAX	Cassey WATSON	Citroen Saxo	5	6:34.15	17.25	66.49	1:15.67	4 69.27
7	95	SAX	Amy SCARISBRICK	Citroen Saxo	5	6:36.35	19.45	66.12	1:16.26	5 68.73
8	12	SAX	Sam WALMSLEY	Citroen Saxo	5	6:36.83	19.93	66.04	1:16.00	5 68.97
9	15	SAX	Craig VARNEY	Citroen Saxo	5	6:40.71	23.81	65.40	1:16.72	2 68.32
10	10	SAX	Jake FARNDON	Citroen Saxo	5	6:41.32	24.42	65.30	1:15.70	4 69.24
11	27	SAX	Aaron WILLIAMSON	Citroen Saxo	5	6:41.88	24.98	65.21	1:15.94	4 69.02
12	25	SAX	Joe HOPKINS	Citroen Saxo	5	6:45.69	28.79	64.60	1:17.47	4 67.66
13	30	SAX	Chris PALMER	Citroen Saxo	5	6:52.72	35.82	63.50	1:19.23	4 66.16

Not-Classified

28	SAX	Andrew TIBBS	Citroen Saxo	3	3:55.50	DNF	66.77	1:15.83	2 69.12
34	SAX	Joe FERGUSON	Citroen Saxo	1	1:27.81	DNF	59.69		0 0.00
6	SAX	Jason TIMBERLAKE	Citroen Saxo	1	2:00.51	DNF	43.5		0 0.00
16	SAX	Henry PICKERING	Citroen Saxo	0		Starter	0		
18	SAX	Nina Jo ATKINSON	Citroen Saxo	0		Starter	0		

Non-Starters

2	SAX	Tommy DAVISON	Citroen Saxo
21	SAX	David RATCLIFF	Citroen Saxo
22	SAX	Daniel BROWN	Citroen Saxo

Fastest Lap

5	SAX	Liam McMILLAN	Citroen Saxo	1:13.59	4 71.23
---	-----	---------------	--------------	---------	---------

2 part race. No 2, 21 & 22 took original start.

Weather / Track:

Start Time : 16:04

Pembrey

15 Jul 06 16:10

Clerk of Course: 	Time Issued: 17:55	Chief Timekeeper: 
---	-----------------------	--

THESE RESULTS REMAIN PROVISIONAL FOR A MINIMUM OF 30 MINUTES FROM THE TIME OF ISSUE



750 Motor Club Formula Vee Provisional Results - Race 6 - Final

Pl	No	Cl	Name	Car	Laps	Time	Behind	MPH	Best Lap on	MPH
1	14	FV	Sam OLIVEIRA	Sheane	11	11:47.19		81.53	1:03.15	6 83.00
2	80	FV	Jeremy CLARK	GAC 01	11	11:53.92	6.73	80.76	1:04.09	4 81.78
3	2	FV	Martyn DONN	Scarab	11	11:54.84	7.65	80.66	1:04.09	3 81.78
4	4	FV	Jake OLIVEIRA	Storm FS1	11	11:55.51	8.32	80.58	1:03.99	10 81.91
5	5	FV	Daniel HANDS	AHS Challenger	11	12:00.97	13.78	79.97	1:04.44	3 81.34
6	66	FV	Martin GALPIN	GAC 01	11	12:03.16	15.97	79.73	1:04.62	10 81.11
7	7	FV	Ian BUXTON	GAC01/Daghorn	11	12:12.31	25.12	78.73	1:04.48	5 81.29
8	48	FV	Tim PROBERT	Storm FF1	11	12:12.59	25.40	78.70	1:04.75	10 80.95
9	9	FV	Ken ELLIOTT	Leystone Bowles	11	12:15.08	27.89	78.44	1:05.16	10 80.44
10	30	FV	Martin FARMER	GAC 03	11	12:15.40	28.21	78.40	1:05.33	10 80.23
11	16	FV	James BIRCH	Storm SF1	11	12:16.36	29.17	78.30	1:05.51	7 80.01
12	22	FV	Stephen GLASSWELL	Storm SF1	11	12:17.23	30.04	78.21	1:05.47	7 80.06
13	11	FV	Jamie CONYERS	GAC 03	11	12:17.91	30.72	78.14	1:05.12	3 80.49
14	33	FV	Ryan LINDSAY	Leystone	11	12:23.47	36.28	77.55	1:05.42	4 80.12
15	60	FV	Bob HIGGINS	Sheane 98	11	12:25.09	37.90	77.38	1:05.85	10 79.60
16	59	FV	Bill STENNING	Spyder	11	12:47.09	59.90	75.16	1:06.98	10 78.26
17	40	FV	Charlie REILLY	Sheane	11	12:52.17	1:04.98	74.67	1:07.73	5 77.39
18	50	FV	John TOWNSHEND	Sheane Mk2	11	12:56.46	1:09.27	74.26	1:08.07	10 77.00
19	67	FV	Paul TAYLOR	Scarab Mk2	11	12:57.35	1:10.16	74.17	1:08.72	10 76.27
20	54	FV	Phil WATERHOUSE	ARI Mk 4b	11	13:06.57	1:19.38	73.30	1:08.10	10 76.97
21	85	FV	Tony DOWSON	Sheane	10	11:47.99	1 Lap	74.03	1:08.58	9 76.43
22	94	FV	Peter BELSEY	Scarab Mk2	10	11:48.88	1 Lap	73.94	1:08.15	9 76.91
Not-Classified										
8	FV	John HUGHES	Leystone AHS JH002	11	11:55.06	DNF	80.63	1:03.71	4 82.27	
23	FV	Graham KIDDY	Ray Bowles	11	12:17.67	DNF	78.16	1:05.46	10 80.07	
51	FV	Ben EVANS	Scarab	10	11:42.67	DNF	74.6	1:05.64	4 79.85	
53	FV	John BOWLES	Ray 97	9	10:40.04	DNF	73.71	1:07.77	9 77.34	
49	FV	Richard HONICK	Sheane Mk3	9	11:53.92	DNF	66.08	1:08.03	5 77.05	
77	FV	Stuart FEATHER	AHS Challenger	8	9:35.21	DNF	72.9	1:08.51	4 76.51	

Fastest Lap

14	FV	Sam OLIVEIRA	Sheane	1:03.15	6	83.00
----	----	--------------	--------	---------	---	-------

Race red flagged at 13m 37s. No 8, 23 & 49 not running at time of red flag.

Weather / Track:

Start Time : 16:37

Pembrey

15 Jul 06 17:01

Clerk of Course: 	Time Issued: 17:07	Chief Timekeeper: 
---	-----------------------	--

THESE RESULTS REMAIN PROVISIONAL FOR A MINIMUM OF 30 MINUTES FROM THE TIME OF ISSUE



Toyota MR2 Challenge Provisional Results - Race 7

Pl	No	Cl	Name	Car	Laps	Time	Behind	MPH	Best Lap on	MPH
1	66	MRB	Dave OLDROYD	Toyota MR2 Mk2	12	14:40.59		71.43	1:11.79	6 73.01
2	80	MRA	Sam MAYER-LOUGHMAN	Toyota MR2 Mk1	12	15:04.74	24.15	69.52	1:14.42	6 70.43
3	✕ 3	MRA	Rory CHAMBERLAIN	Toyota MR2 Mk1	12	15:09.39	28.80	69.17	1:14.22	8 70.62
4	33	MRA	Neil GLYNN	Toyota MR2 Mk1	12	15:16.35	35.76	68.64	1:14.79	7 70.08
5	78	MRA	George TAYLOR	Toyota MR2 Mk1	12	15:16.61	36.02	68.62	1:14.27	2 70.57
6	✕ 79	MRA	Lauren BLIGHTON	Toyota MR2 Mk1	12	15:22.76	42.17	68.16	1:14.92	4 69.96
7	1	MRB	Patrick MORTELL	Toyota MR2 Mk2	12	15:30.64	50.05	67.59	1:14.40	6 70.45
8	✕ 35	MRA	Iain MORTON	Toyota MR2 Mk1	12	15:42.71	1:02.12	66.72	1:16.16	3 68.82
9	✕ 23	MRA	Sarah WHERRY	Toyota MR2 Mk1	12	15:47.91	1:07.32	66.36	1:16.10	8 68.88
10	42	MRA	Tim CARTLEDGE	Toyota MR2 Mk1	12	15:49.91	1:09.32	66.22	1:17.11	6 67.98
11	✕ 9	MRA	Jonathan GRIMES	Toyota MR2 Mk1	12	15:50.65	1:10.06	66.16	1:17.41	0 67.71
12	✕ 5	MRA	Ady STIMPSON	Toyota MR2 Mk1	12	15:56.33	1:15.74	65.77	1:16.69	2 68.35
13	✕ 22	MRA	Mark MAILER	Toyota MR2 Mk1	12	15:56.58	1:15.99	65.75	1:16.89	5 68.17
14	✕ 7	MRA	Robert HOWES	Toyota MR2 Mk1	12	15:58.41	1:17.82	65.63	1:17.58	5 67.56
15	✕ 47	MRA	Brian GATT	Toyota MR2 Mk1	11	14:43.31	1 Lap	65.27	1:15.86	8 69.10
16	14	MRA	Karen PHILIPS	Toyota MR2 Mk1	11	14:49.03	1 Lap	64.85	1:18.20	11 67.03
17	✕ 46	MRA	Daniel GATT	Toyota MR2 Mk1	11	14:50.32	1 Lap	64.76	1:17.81	11 67.36
<u>Not-Classified</u>										
	2	MRA	Kevin POOLE	Toyota MR2 Mk1	11	14:17.46	DNF	67.24	1:14.64	6 70.23
	6	MRB	Clive MORPHETT	Toyota MR2 Mk2	10	13:54.98	DNF	62.78	1:18.67	8 66.63
<u>Fastest Lap</u>										
	66	MRB	Dave OLDROYD	Toyota MR2 Mk2					1:11.79	6 73.01
	3	MRA	Rory CHAMBERLAIN	Toyota MR2 Mk1					1:14.22	8 70.62

Will all competitors please fit transponders on outside of cars or with no obstructions under them.

Weather / Track:

Start Time : 17:06

Pembrey

15 Jul 06 17:39

Clerk of Course:

Time Issued:

Chief Timekeeper:

THESE RESULTS REMAIN PROVISIONAL FOR A MINIMUM OF 30 MINUTES FROM THE TIME OF ISSUE



750 Motor Club Formula Vee

Provisional Results - Race 8 - Heat

Pl	No	Cl	Name	Car	Laps	Time	Behind	MPH	Best Lap on	MPH
1	7	FV	Ian BUXTON	GAC01/Daghorn	13	14:15.01		79.70	1:04.69	6 81.03
2	11	FV	Jamie CONYERS	GAC 03	13	14:21.63	6.62	79.08	1:05.12	3 80.49
3	51	FV	Ben EVANS	Scarab	13	14:24.22	9.21	78.85	1:05.43	3 80.11
4	23	FV	Graham KIDDY	Ray Bowles	13	14:24.35	9.34	78.83	1:05.39	3 80.16
5	45	FV	William BURNETT	Storm	13	14:36.78	21.77	77.72	1:05.55	7 79.96
6	15	FV	Steve OUGH	AHS Challenger	13	14:36.88	21.87	77.71	1:05.94	9 79.49
7	54	FV	Phil WATERHOUSE	ARI Mk 4b	13	14:52.19	37.18	76.37	1:05.63	3 79.87
8	60	FV	Bob HIGGINS	Sheane 98	13	14:53.75	38.74	76.24	1:06.53	2 78.79
9	49	FV	Richard HONICK	Sheane Mk3	13	15:04.84	49.83	75.31	1:07.41	9 77.76
10	40	FV	Charlie REILLY	Sheane	13	15:05.44	50.43	75.26	1:07.78	5 77.33
11	50	FV	John TOWNSHEND	Sheane Mk2	13	15:06.39	51.38	75.18	1:07.70	9 77.42
12	69	FV	Niall McCARTHY	Storm SF1	13	15:07.08	52.07	75.12	1:07.93	6 77.16
13	85	FV	Tony DOWSON	Sheane	13	15:07.69	52.68	75.07	1:07.68	9 77.45
14	94	FV	Peter BELSEY	Scarab Mk2	13	15:08.15	53.14	75.03	1:07.70	8 77.42
15	53	FV	John BOWLES	Ray 97	13	15:08.53	53.52	75.00	1:07.54	4 77.61
16	37	FV	Adrian WESTON	Leastone	13	15:13.47	58.46	74.60	1:07.67	9 77.46
17	77	FV	Stuart FEATHER	AHS Challenger	13	15:16.99	1:01.98	74.31	1:08.13	4 76.94
18	70	FV	James CONYERS	Leastone	12	14:20.41	1 Lap	73.10	1:09.33	2 75.60
19	62	FV	Detlef BREHMER	AHS Challenger	12	14:57.12	1 Lap	70.11	1:09.98	2 74.90
20	68	FV	Roger BELLINGHAM	Scarab	12	15:00.93	1 Lap	69.82	1:12.34	10 72.46
21	67	FV	Paul TAYLOR	Scarab Mk2	12	15:17.45	1 Lap	68.56	1:08.52	2 76.50
22	65	FV	John BENNETT	Venom Mk1	11	14:56.20	2 Laps	64.34	1:13.93	2 70.90
23	72	FV	Derek SALES	AHS Challenger	10	15:31.17	3 Laps	56.29	1:22.21	10 63.76

Not-Classified

38	FV	Alan HARDING	AHS	10	13:20.26	DNF	65.5	1:08.90	5	76.08
75	FV	David COTTRELL	Apal	1	1:55.90	DNF	45.23		0	0.00

Non-Starters

56	FV	Alan CATTERALL	Sheane
59	FV	Bill STENNING	Spyder
61	FV	Charles MERRILL	Merauder BM-01

Fastest Lap

7	FV	Ian BUXTON	GAC01/Daghorn					1:04.69	6	81.03
---	----	------------	---------------	--	--	--	--	---------	---	-------

Weather / Track:

Start Time : 10:43

Pembrey


16 Jul 06 10:57

Clerk of Course:

Time Issued:

Chief Timekeeper:

THESE RESULTS REMAIN PROVISIONAL FOR A MINIMUM OF 30 MINUTES FROM THE TIME OF ISSUE



MDS Battery RGB

Provisional Results - Race 9

PI	No	CI	Name	Car	Laps	Time	Behind	MPH	Best Lap on	MPH
1	3	BEA	Jonathan WRIGHT	Radical SR4	14	14:47.59		82.68	1:02.37	7 84.04
2	75	BEA	Gordon GRIFFIN	T5 Mission	14	14:48.40	0.81	82.60	1:02.45	7 83.93
3	1	BEC	Tim GRAY	Stuart Taylor Phoenix	14	15:16.22	28.63	80.09	1:04.13	4 81.73
4	46	BEC	John GOODWIN	Stuart Taylor Phoenix	14	15:17.98	30.39	79.94	1:04.43	4 81.35
5	52	BEA	Rob BALDWIN	BDN S2	14	15:18.38	30.79	79.90	1:04.04	6 81.85
6	7	BEC	Mike FIELD	Fisher Fury	14	15:19.00	31.41	79.85	1:04.42	4 81.37
7	10	BEA	James JOHNSON	Fisher Fury	14	15:19.61	32.02	79.80	1:03.69	5 82.30
8	6	BEC	Mike ATKINSON	Stuart Taylor Phasar	14	15:20.45	32.86	79.72	1:04.57	6 81.18
9	99	BEA	Steve ROBINSON	Genesis RR06	14	15:32.34	44.75	78.71	1:04.46	11 81.32
10	21	BEA	Doug CARTER	Genesis Evo	14	15:32.57	44.98	78.69	1:04.39	14 81.40
11	23	BEC	David WALE	Fisher Fury Fireblade	14	15:41.28	53.69	77.96	1:05.98	9 79.44
12	41	BEA	Neil CONSTABLE-BERRY	Fisher Fury	14	15:49.67	1:02.08	77.27	1:06.03	10 79.38
13	31	BEC	Matt ROWE	Fisher Fury	14	15:51.24	1:03.65	77.14	1:05.67	10 79.82
14	34	BEC	Colin DUCE	Fisher Fury	13	14:53.52	1 Lap	76.26	1:06.33	10 79.02
15	30	BEC	Andrew DRAKE	Westfield Fireblade	13	14:53.84	1 Lap	76.23	1:06.53	9 78.79
16	50	BEC	Tim HOVERD	Fisher Fury	13	14:56.93	1 Lap	75.97	1:06.21	9 79.17
17	29	BEC	Martin ROBERTS	Fisher Fury	13	14:57.96	1 Lap	75.88	1:06.68	5 78.61
18	42	BEC	Simon MAYNE	MK Indy	13	15:00.53	1 Lap	75.67	1:06.47	13 78.86
19	63	BEC	Colin CHAPMAN	Fisher Fury	13	15:04.93	1 Lap	75.30	1:06.23	5 79.14
20	65	BEB	Neil PALMER	Stuart Taylor Phoenix	13	15:06.20	1 Lap	75.19	1:08.02	9 77.06
21	44	BEC	Judi DERISLEY	Fisher Fury	13	15:53.16	1 Lap	71.49	1:10.89	10 73.94

Not-Classified

25	BEC	Derek JONES	Fisher Fury	10	11:00.64	DNF	79.34	1:04.28	5 81.54
15	BEC	John CUTMORE	Westfield Megablade	8	8:56.33	DNF	78.18	1:04.55	3 81.20
36	BEC	Henry CARR	Fisher Fury	6	6:51.18	DNF	76.49	1:05.74	5 79.73
64	BEC	Tony CARPENTER	Stuart Taylor Phoenix	0		Starter	0		

Non-Starters

35	BEB	Stephen ROSS	Caterham Blackbird
43	BEB	Paul ROGERS	Stuart Taylor Phoenix
73	BEC	Adrian CHAPMAN	Locoblade

Fastest Lap

3	BEA	Jonathan WRIGHT	Radical SR4	1:02.37	7 84.04
1	BEC	Tim GRAY	Stuart Taylor Phoenix	1:04.13	4 81.73
65	BEB	Neil PALMER	Stuart Taylor Phoenix	1:08.02	9 77.06

Weather / Track:

Start Time : 11:14

Pembrey

16 Jul 06 11:28

Clerk of Course:

Time Issued:

Chief Timekeeper:

THESE RESULTS REMAIN PROVISIONAL FOR A MINIMUM OF 30 MINUTES FROM THE TIME OF ISSUE



750 Motor Club Roadsports & 7s Provisional Results - Race 10

Pl	No	Cl	Name	Car	Laps	Time	Behind	MPH	Best Lap on	MPH	
1	17	7A	Ben SHALDERS	Caterham R400	28	29:40.79		82.42	1:02.66	26	83.65
2	18	7A	John SCHNEIDER	Caterham 7	28	29:42.91	2.12	82.32	1:01.99	24	84.56
3	62	7A	Matt SHIRES	Caterham Superlight	28	30:07.55	26.76	81.20	1:03.64	10	82.36
4	72	7A	Neil HINSON	Caterham R400	28	30:07.89	27.10	81.18	1:02.89	4	83.35
5	90	7A	Barry TRAIN	Caterham	28	30:43.07	1:02.28	79.63	1:04.70	22	81.01
6	1	RSA	Mal DAVISON	Noble M12 GT 3R	28	30:43.65	1:02.86	79.61	1:04.44	18	81.34
7	84	7A	Gerry SIMPSON	Caterham Seven	27	30:18.01	1 Lap	77.85	1:05.89	3	79.55
8	97	7A	Peter FRENCH	Caterham R400	26	29:42.89	2 Laps	76.44	1:06.65	21	78.64
9	2	RSB	David DAWSON	Evante Mk1	26	30:46.88	2 Laps	73.79	1:09.04	11	75.92
10	37	7A	Ian BROWN	Caterham 7	23	29:41.02	5 Laps	67.69	1:03.17	9	82.98
11	50	RSB	Peter SMITH	Ginetta G20	23	29:59.70	5 Laps	66.99	1:15.65	20	69.29

Non-Starters

22	7A	Carl WOODWISS	Caterham 7
3	RSB	Alec LIVELSLEY	Ginetta G20
31	7A	Keith DUNN	Caterham Superlight
4	RSA	Doug ELLWOOD	TVR Tuscan
99	7A	Peter RATCLIFF	Caterham R400

Fastest Lap

18	7A	John SCHNEIDER	Caterham 7	1:01.99	24	84.56
1	RSA	Mal DAVISON	Noble M12 GT 3R	1:04.44	18	81.34
2	RSB	David DAWSON	Evante Mk1	1:09.04	11	75.92

Weather / Track:

Start Time : 11:44

Pembrey

16 Jul 06 12:14

Clerk of Course:

Time issued:

Chief Timekeeper:

THESE RESULTS REMAIN PROVISIONAL FOR A MINIMUM OF 30 MINUTES FROM THE TIME OF ISSUE



750 Motor Club 750 Formula Provisional Results - Race 11

Pl	No	Cl	Name	Car	Laps	Time	Behind	MPH	Best Lap on	MPH
1	2	F7	Peter BOVE	Darvi P-88	13	14:31.30		78.21	1:04.92	3 80.74
2	3	F7	Bob SIMPSON	SS/F	13	14:31.93	0.63	78.15	1:05.39	12 80.16
3	1	F7	Mick HARRIS	Darvi 877	13	14:37.46	6.16	77.66	1:05.64	0 79.85
4	4	F7	Antony RAINE	Centaur Mk16	13	14:51.04	19.74	76.47	1:05.88	2 79.56
5	23	F7	Chris GOUGH	CGR2	13	15:05.05	33.75	75.29	1:07.26	2 77.93
6	5	F7	Martin KEMP	Darvi Mk6	13	15:15.51	44.21	74.43	1:08.28	2 76.77
7	27	F7B	Sue BUXTON	Darvi 5/97	13	15:29.50	58.20	73.31	1:08.59	11 76.42
8	21	F7	Paul MORRIS	Darvi 92J	13	15:29.74	58.44	73.29	1:08.27	11 76.78
9	35	F7B	Andrew LAKE	Phoenix	12	14:34.03	1 Lap	71.96	1:10.83	4 74.00
10	24	F7B	Paul COLLINS	Darvi Mk5	12	14:43.47	1 Lap	71.20	1:11.93	12 72.87
11	8	F7B	Ian ALLEN	Stage 8 Marrow	12	15:22.69	1 Lap	68.17	1:14.43	3 70.42
12	45	F7B	Colin WOLSTENHOLME	Darvi Mk5	12	15:32.68	1 Lap	67.44	1:15.34	9 69.57
13	44	F7B	David BASS	Time 3B	11	15:25.77	2 Laps	62.28	1:21.28	2 64.49

Not-Classified

31	F7B	Sean GRAHAM	Marrow	6	8:24.28	DNF	62.37	1:19.36	3 66.05
39	F7	Andrew GENT	Darvi 88/G	5	5:49.06	DNF	75.08	1:07.62	3 77.52
7	F7	Rodney HILL	Mystic T4/21	4	4:48.97	DNF	72.56	1:08.72	2 76.27
28	F7B	Andrew DAVEY	Tristesse Mk6	3	4:30.35	DNF	58.16	1:24.69	2 61.89
22	F7B	Huw DAVIES	Harrison Evo	1	1:23.14	DNF	63.05		0 0.00

Fastest Lap

2	F7	Peter BOVE	Darvi P-88				1:04.92	3 80.74
27	F7B	Sue BUXTON	Darvi 5/97				1:08.59	11 76.42

No 1 & 45 - no transponder. No 23 - transponder signal okay.

Weather / Track:

Start Time : 12:23

Pembrey

16 Jul 06 12:37

Clerk of Course:

10 11


Time Issued:

13.46

Chief Timekeeper:

[Signature]

THESE RESULTS REMAIN PROVISIONAL FOR A MINIMUM OF 30 MINUTES FROM THE TIME OF ISSUE



Demon Tweeks / Yokohama Hot Hatch

Provisional Results - Race 12

Pl	No	Cl	Name	Car	Laps	Time	Behind	MPH	Best Lap on	MPH
1	17	HHA	Craig SHEPHERD	Peugeot 306 GTi	13	14:50.02		76.56	1:06.91	11 78.34
2	7	HHB	Andy ROBINSON	Ford Fiesta	13	14:52.42	2.40	76.36	1:07.38	5 77.79
3	64	HHA	Tony DOLLEY	Peugeot 206 GTi	13	14:58.39	8.37	75.85	1:07.26	8 77.93
4	60	HHB	Lee REYNOLDS	Citroen Saxo	13	15:01.51	11.49	75.59	1:07.97	8 77.12
5	25	HHA	Julian LONG	Peugeot 306 GTi	13	15:02.70	12.68	75.49	1:08.12	8 76.95
6	2	HHA	Mike WEBB	Ford Focus ST170	13	15:03.47	13.45	75.42	1:08.08	5 76.99
7	9	HHB	Stuart LEVERS	Honda Civic	13	15:25.46	35.44	73.63	1:09.91	2 74.98
8	3	HHA	Antony JUDD	Astra GTE 16v	13	15:26.27	36.25	73.56	1:09.83	5 75.06
9	97	HHC	Andy McLENNAN	Suzuki Swift GTi	13	15:26.57	36.55	73.54	1:09.17	5 75.78
10	50	HHA	Ian LAUGHTON	Escort RS2000	13	15:34.19	44.17	72.94	1:09.76	5 75.14
11	22	HHA	Adrian LOWES	Fiesta XR2i	13	15:35.24	45.22	72.86	1:10.05	4 74.83
12	62	HHB	Cliff PELLIN	Fiesta XR2	13	15:35.61	45.59	72.83	1:10.27	4 74.59
13	94	HHB	Andrew BIRD	Citroen Saxo VTS	13	15:37.72	47.70	72.67	1:10.29	10 74.57
14	61	HHB	Alan HARDING	Peugot 106 GTi	12	14:59.50	1 Lap	69.93	1:13.08	5 71.72

Fastest Lap

17	HHA	Craig SHEPHERD	Peugeot 306 GTi	1:06.91	11	78.34
7	HHB	Andy ROBINSON	Ford Fiesta	1:07.38	5	77.79
97	HHC	Andy McLENNAN	Suzuki Swift GTi	1:09.17	5	75.78

Weather / Track:

Start Time : 13:47

Pembrey

16 Jul 06 14:00

Clerk of Course:

Time Issued:

Chief Timekeeper:

THESE RESULTS REMAIN PROVISIONAL FOR A MINIMUM OF 30 MINUTES FROM THE TIME OF ISSUE



Formula Sheane

Provisional Results - Race 13

Pl	No	Cl	Name	Car	Laps	Time	Behind	MPH	Best Lap on	MPH
1	4	FS	Trevor DUFFY	Sheane	14	14:29.40		84.41	1:01.30	6 85.51
2	3	FS	Enda O'CONNOR	Sheane	14	14:30.91	1.51	84.26	1:01.33	5 85.47
3	2	FS	Anton SAVAGE	Sheane	14	14:32.53	3.13	84.10	1:01.55	4 85.16
4	34	FS	David HALL	SLS Group Sheane	14	14:38.25	8.85	83.56	1:01.92	4 84.65
5	28	FS	David PARKS	Sheane	14	14:44.20	14.80	82.99	1:01.61	9 85.08
6	1	FS	Brian HEARTY	Foto Fast Sheane	14	14:44.33	14.93	82.98	1:01.75	11 84.88
7	26	FS	Robbie PARKS	Sheane	14	14:54.30	24.90	82.06	1:02.71	5 83.58
8	32	FS	Lee NEWSOME	Sheane	14	15:08.44	39.04	80.78	1:03.09	5 83.08
9	35	FS	Christopher McCABE	Sheane	14	15:12.15	42.75	80.45	1:03.33	10 82.77
10	17	FS	Michael RICE	Sheane	14	15:12.53	43.13	80.42	1:03.55	14 82.48
11	31	FS	Garry NEWSOME	Sheane	14	15:32.35	1:02.95	78.71	1:02.18	7 84.30
12	23	FS	Adam CRAUGHAN	Sheane	13	14:51.32	1 Lap	76.45	1:03.66	11 82.34
13	22	FS	Philip O'CONNOR	Sheane	13	15:07.29	1 Lap	75.10	1:06.99	3 78.24

Not-Classified

44	FS	David DICKENSON	Sheane	6	7:04.48	DNF	74.09	1:03.27	5 82.84
6	FS	Michael BALFE	Sheane	1	1:34.57	DNF	55.43		0 0.00

Fastest Lap

4	FS	Trevor DUFFY	Sheane					1:01.30	6 85.51
---	----	--------------	--------	--	--	--	--	---------	---------

Weather / Track:

Start Time : 14:23

Pembrey

16 Jul 06 14:36

Clerk of Course: 	Time Issued: 15:03	Chief Timekeeper: 
--	-----------------------	--

THESE RESULTS REMAIN PROVISIONAL FOR A MINIMUM OF 30 MINUTES FROM THE TIME OF ISSUE



Polleysport/Yokohama SAXMAX

Provisional Results - Race 14

Pl	No	Cl	Name	Car	Laps	Time	Behind	MPH	Best Lap on	MPH	
1	5	SAX	Liam McMILLAN	Citroen Saxo	9	11:18.08		69.57	1:13.88	6	70.95
2	28	SAX	Andrew TIBBS	Citroen Saxo	9	11:26.97	8.89	68.67	1:14.93	2	69.95
3	72	SAX	Cassey WATSON	Citroen Saxo	9	11:31.12	13.04	68.26	1:15.24	4	69.67
4	23	SAX	Robert BROWN	Citroen Saxo	9	11:31.56	13.48	68.21	1:14.92	2	69.96
5	22	SAX	Daniel BROWN	Citroen Saxo	9	11:32.23	14.15	68.15	1:15.01	5	69.88
6	20	SAX	Ben KIDD	Citroen Saxo	9	11:41.96	23.88	67.20	1:15.72	5	69.22
7	12	SAX	Sam WALMSLEY	Citroen Saxo	9	11:43.65	25.57	67.04	1:16.15	4	68.83
8	9	SAX	Liam HAMILTON	Citroen Saxo	9	11:43.89	25.81	67.02	1:15.84	4	69.11
9	10	SAX	Jake FARNDON	Citroen Saxo	9	11:44.50	26.42	66.96	1:15.12	9	69.78
10	2	SAX	Tommy DAVISON	Citroen Saxo	9	11:48.67	30.59	66.57	1:15.35	7	69.56
11	4	SAX	Leyton CLARKE	Citroen Saxo	9	11:53.82	35.74	66.09	1:16.49	7	68.53
12	27	SAX	Aaron WILLIAMSON	Citroen Saxo	9	11:54.57	36.49	66.02	1:15.96	9	69.00
13	6	SAX	Jason TIMBERLAKE	Citroen Saxo	9	11:59.41	41.33	65.57	1:17.51	6	67.62
14	30	SAX	Chris PALMER	Citroen Saxo	9	12:00.39	42.31	65.48	1:16.16	9	68.82
15	25	SAX	Joe HOPKINS	Citroen Saxo	9	12:05.80	47.72	65.00	1:17.60	7	67.55
16	95	SAX	Amy SCARISBRICK	Citroen Saxo	9	12:11.95	53.87	64.45	1:16.08	9	68.90
17	18	SAX	Nina Jo ATKINSON	Citroen Saxo	8	11:21.37	1 Lap	61.54	1:21.99	5	63.93
<u>Not-Classified</u>											
21	SAX	David RATCLIFF	Citroen Saxo	7	9:15.22	DNF	66.08	1:16.40	7	68.61	
34	SAX	Joe FERGUSON	Citroen Saxo	3	4:10.46	DNF	62.78	1:20.12	2	65.42	
15	SAX	Craig VARNEY	Citroen Saxo	3	4:21.55	DNF	60.12	1:17.54	2	67.60	
<u>Fastest Lap</u>											
5	SAX	Liam McMILLAN	Citroen Saxo					1:13.88	6	70.95	

Weather / Track:

Start Time : 14:48

Pembrey

16 Jul 06 15:01

Clerk of Course:

Time Issued:

Chief Timekeeper:

THESE RESULTS REMAIN PROVISIONAL FOR A MINIMUM OF 30 MINUTES FROM THE TIME OF ISSUE

Results produced on HS Sports Timing and Results Systems



750 Motor Club Formula Vee Provisional Results - Race 15 - Final

Pl	No	Cl	Name	Car	Laps	Time	Behind	MPH	Best Lap on	MPH	
1	14	FV	Sam OLIVEIRA	Sheane	14	15:00.73		81.47	1:03.40	10	82.68
2	4	FV	Jake OLIVEIRA	Storm FS1	14	15:13.14	12.41	80.36	1:03.92	3	82.00
3	80	FV	Jeremy CLARK	GAC 01	14	15:16.10	15.37	80.10	1:04.05	9	81.84
4	2	FV	Martyn DONN	Scarab	14	15:16.42	15.69	80.08	1:04.49	3	81.28
5	5	FV	Daniel HANDS	AHS Challenger	14	15:23.62	22.89	79.45	1:04.97	3	80.68
6	66	FV	Martin GALPIN	GAC 01	14	15:23.79	23.06	79.44	1:05.01	3	80.63
7	33	FV	Ryan LINDSAY	Leystone	14	15:29.66	28.93	78.93	1:05.11	3	80.50
8	9	FV	Ken ELLIOTT	Leystone Bowles	14	15:33.26	32.53	78.63	1:05.03	4	80.60
9	22	FV	Stephen GLASSWELL	Storm SF1	14	15:35.02	34.29	78.48	1:04.79	5	80.90
10	16	FV	James BIRCH	Storm SF1	14	15:36.64	35.91	78.35	1:05.15	3	80.45
11	8	FV	John HUGHES	Leystone AHS JH002	14	15:36.78	36.05	78.33	1:04.46	3	81.32
12	7	FV	Ian BUXTON	GAC 01/Daghorn	14	15:38.71	37.98	78.17	1:04.64	10	81.09
13	15	FV	Steve OUGH	AHS Challenger	14	15:39.23	38.50	78.13	1:05.85	11	79.60
14	23	FV	Graham KIDDY	Ray Bowles	14	15:39.65	38.92	78.10	1:05.75	10	79.72
15	48	FV	Tim PROBERT	Storm FF1	14	15:51.31	50.58	77.14	1:04.66	5	81.06
16	45	FV	William BURNETT	Storm	14	15:53.91	53.18	76.93	1:06.04	12	79.37
17	30	FV	Martin FARMER	GAC 03	14	15:54.49	53.76	76.88	1:04.54	5	81.21
18	60	FV	Bob HIGGINS	Sheane 98	14	15:54.94	54.21	76.85	1:06.60	11	78.70
19	11	FV	Jamie CONYERS	GAC 03	14	15:55.18	54.45	76.83	1:05.13	13	80.48
20	40	FV	Charlie REILLY	Sheane	13	15:03.13	1 Lap	75.45	1:07.52	4	77.63
21	53	FV	John BOWLES	Ray 97	13	15:03.73	1 Lap	75.40	1:07.46	5	77.70
22	85	FV	Tony DOWSON	Sheane	13	15:04.48	1 Lap	75.34	1:07.65	5	77.48
23	94	FV	Peter BELSEY	Scarab Mk2	13	15:04.84	1 Lap	75.31	1:07.41	9	77.76
24	50	FV	John TOWNSHEND	Sheane Mk2	13	15:26.15	1 Lap	73.57	1:08.03	7	77.05
25	69	FV	Niall McCARTHY	Storm SF1	12	15:09.12	2 Laps	69.19	1:07.78	8	77.33
<u>Not-Classified</u>											
49	FV	Richard HONICK	Sheane Mk3	10	11:37.45	DNF	75.15	1:07.79	4	77.32	
54	FV	Phil WATERHOUSE	ARI Mk 4b	9	10:17.35	DNF	76.41	1:05.62	6	79.88	
51	FV	Ben EVANS	Scarab	0		Starter	0				
<u>Fastest Lap</u>											
14	FV	Sam OLIVEIRA	Sheane					1:03.40	10	82.68	

Weather / Track:

Start Time : 15:16

Pembrey

16 Jul 06 15:31

Clerk of Course: 	Time Issued: 15:42	Chief Timekeeper: 
--	-----------------------	--

THESE RESULTS REMAIN PROVISIONAL FOR A MINIMUM OF 30 MINUTES FROM THE TIME OF ISSUE



Toyota MR2 Challenge

Provisional Results - Race 16

Pl	No	Cl	Name	Car	Laps	Time	Behind	MPH	Best Lap on	MPH
1	66	MRB	Dave OLDROYD	Toyota MR2 Mk2	12	14:36.64		71.75	1:12.10	3 72.70
2	1	MRB	Patrick MORTELL	Toyota MR2 Mk2	12	15:07.19	30.55	69.33	1:14.86	10 70.02
3	3	MRA	Rory CHAMBERLAIN	Toyota MR2 Mk1	12	15:16.80	40.16	68.61	1:14.57	4 70.29
4	78	MRA	George TAYLOR	Toyota MR2 Mk1	12	15:16.94	40.30	68.60	1:15.16	4 69.74
5	79	MRA	Lauren BLIGHTON	Toyota MR2 Mk1	12	15:17.18	40.54	68.58	1:15.07	3 69.82
6	33	MRA	Neil GLYNN	Toyota MR2 Mk1	12	15:18.21	41.57	68.50	1:14.68	6 70.19
7	80	MRA	Sam MAYER-LOUGHMAN	Toyota MR2 Mk1	12	15:30.38	53.74	67.61	1:14.25	8 70.59
8	35	MRA	Iain MORTON	Toyota MR2 Mk1	12	15:35.55	58.91	67.23	1:16.67	7 68.37
9	23	MRA	Sarah WHERRY	Toyota MR2 Mk1	12	15:35.63	58.99	67.23	1:16.72	6 68.32
10	5	MRA	Ady STIMPSON	Toyota MR2 Mk1	12	15:42.10	1:05.46	66.76	1:16.51	8 68.51
11	2	MRA	Kevin POOLE	Toyota MR2 Mk1	12	15:47.85	1:11.21	66.36	1:17.16	5 67.93
12	9	MRA	Jonathan GRIMES	Toyota MR2 Mk1	12	15:49.01	1:12.37	66.28	1:17.08	6 68.00
13	7	MRA	Robert HOWES	Toyota MR2 Mk1	12	15:49.24	1:12.60	66.26	1:17.41	6 67.71
14	22	MRA	Mark MAILER	Toyota MR2 Mk1	12	15:49.55	1:12.91	66.24	1:17.25	7 67.85
15	42	MRA	Tim CARTLEDGE	Toyota MR2 Mk1	12	15:54.12	1:17.48	65.92	1:17.24	8 67.86
16	46	MRA	Daniel GATT	Toyota MR2 Mk1	11	14:37.27	1 Lap	65.72	1:17.15	10 67.94
17	14	MRA	Karen PHILIPS	Toyota MR2 Mk1	11	14:38.05	1 Lap	65.67	1:17.25	10 67.85
18	47	MRA	Brian GATT	Toyota MR2 Mk1	11	15:07.85	1 Lap	63.51	1:16.74	10 68.30

Not-Classified

6	MRB	Clive MORPHETT	Toyota MR2 Mk2	8	10:58.31	DNF	63.7	1:17.45	5	67.68
---	-----	----------------	----------------	---	----------	-----	------	---------	---	-------

Fastest Lap

66	MRB	Dave OLDROYD	Toyota MR2 Mk2					1:12.10	3	72.70
80	MRA	Sam MAYER-LOUGHMAN	Toyota MR2 Mk1					1:14.25	8	70.59

All transponders worked! Many thanks to all for their assistance.

Weather / Track:

Start/Time : 15:43

Pembrey

16 Jul 06 15:59

Clerk of Course:

Time Issued:

Chief Timekeeper:

THESE RESULTS REMAIN PROVISIONAL FOR A MINIMUM OF 30 MINUTES FROM THE TIME OF ISSUE



750 Motor Club 750 Formula Provisional Results - Race 17

Pl	No	Cl	Name	Car	Laps	Time	Behind	MPH	Best Lap on	MPH
1	2	F7	Peter BOVE	Darvi P-88	13	14:20.73		79.17	1:05.26	12 80.32
2	3	F7	Bob SIMPSON	SS/F	13	14:23.43	2.70	78.92	1:04.74	3 80.96
3	4	F7	Antony RAINE	Centaur Mk16	13	14:42.91	22.18	77.18	1:06.84	2 78.42
4	23	F7	Chris GOUGH	CGR2	13	14:55.51	34.78	76.09	1:07.24	4 77.95
5	7	F7	Rodney HILL	Mystic T4/21	13	15:14.49	53.76	74.51	1:08.89	4 76.09
6	5	F7	Martin KEMP	Darvi Mk6	13	15:15.06	54.33	74.47	1:08.85	11 76.13
7	21	F7	Paul MORRIS	Darvi 92J	12	14:21.59	1 Lap	73.00	1:10.36	5 74.50
8	8	F7B	Ian ALLEN	Stage 8 Marrow	12	14:22.61	1 Lap	72.92	1:10.64	5 74.20
9	27	F7B	Sue BUXTON	Darvi 5/97	12	14:29.51	1 Lap	72.34	1:10.47	9 74.38
10	35	F7B	Andrew LAKE	Phoenix	12	14:37.70	1 Lap	71.66	1:11.61	11 73.20
11	24	F7B	Paul COLLINS	Darvi Mk5	12	15:09.69	1 Lap	69.14	1:13.55	2 71.27
12	45	F7B	Colin WOLSTENHOLME	Darvi Mk5	12	15:34.38	1 Lap	67.32	1:15.48	11 69.44
13	44	F7B	David BASS	Time 3B	11	15:38.90	2 Laps	61.41	1:20.94	2 64.76

Not-Classified

1	F7	Mick HARRIS	Darvi 877	0		Starter	0
22	F7B	Huw DAVIES	Harrison Evo	0		Starter	0

Non-Starters

28	F7B	Andrew DAVEY	Tristesse Mk6
31	F7B	Sean GRAHAM	Marrow
39	F7	Andrew GENT	Darvi 88/G

Fastest Lap

3	F7	Bob SIMPSON	SS/F	1:04.74	3	80.96
27	F7B	Sue BUXTON	Darvi 5/97	1:10.47	9	74.38

No 45 - transponder okay.

Weather / Track:

Start Time : 16:08

Pembrey

16 Jul 06 16:22

Clerk of Course:

Time Issued:

Chief Timekeeper:

THESE RESULTS REMAIN PROVISIONAL FOR A MINIMUM OF 30 MINUTES FROM THE TIME OF ISSUE



Demon Tweeks / Yokohama Hot Hatch

Provisional Results - Race 18

Pl	No	Cl	Name	Car	Laps	Time	Behind	MPH	Best Lap on	MPH
1	17	HHA	Craig SHEPHERD	Peugeot 306 GTi	13	14:49.37		76.62	1:06.73	3 78.55
2	64	HHA	Tony DOLLEY	Peugeot 206 GTi	13	14:56.46	7.09	76.01	1:07.49	3 77.66
3	7	HHB	Andy ROBINSON	Ford Fiesta	13	14:56.71	7.34	75.99	1:07.51	3 77.64
4	2	HHA	Mike WEBB	Ford Focus ST170	13	15:01.98	12.61	75.55	1:07.58	4 77.56
5	60	HHB	Lee REYNOLDS	Citroen Saxo	13	15:05.48	16.11	75.25	1:08.16	4 76.90
6	9	HHB	Stuart LEVERS	Honda Civic	13	15:20.08	30.71	74.06	1:09.52	11 75.40
7	50	HHA	ian LAUGHTON	Escort RS2000	13	15:23.06	33.69	73.82	1:09.51	3 75.41
8	3	HHA	Antony JUDD	Astra GTE 16v	13	15:37.56	48.19	72.68	1:09.94	3 74.94
9	22	HHA	Adrian LOWES	Fiesta XR2i	13	15:39.20	49.83	72.55	1:10.76	3 74.08
10	62	HHB	Cliff PELLIN	Fiesta XR2	13	15:39.44	50.07	72.53	1:10.41	2 74.44
11	61	HHB	Alan HARDING	Peugot 106 GTi	12	15:09.85	1 Lap	69.13	1:13.14	3 71.67
12	94	HHB	Andrew BIRD	Citroen Saxo VTS	12	15:28.08	1 Lap	67.77	1:10.96	2 73.87
<u>Not-Classified</u>										
	97	HHC	Andy McLENNAN	Suzuki Swift GTi	3	3:38.91	DNF	71.83	1:09.56	3 75.35
<u>Non-Starters</u>										
	25	HHA	Julian LONG	Peugeot 306 GTi						
<u>Fastest Lap</u>										
	17	HHA	Craig SHEPHERD	Peugeot 306 GTi				1:06.73	3	78.55
	7	HHB	Andy ROBINSON	Ford Fiesta				1:07.51	3	77.64
	97	HHC	Andy McLENNAN	Suzuki Swift GTi				1:09.56	3	75.35

Weather / Track:

Start Time : 16:31

Pembrey

16 Jul 06 16:45

Clerk of Course:

Time Issued:

Chief Timekeeper:

THESE RESULTS REMAIN PROVISIONAL FOR A MINIMUM OF 30 MINUTES FROM THE TIME OF ISSUE