

**Donington - 25th March 2007**



Official Programme - £2.50

Donington 25/03/2007

Programme Amendments

Please add the following

| <i>Formula</i> | <i>No</i> | <i>Cls</i> | <i>Driver</i>    | <i>Car</i>       |
|----------------|-----------|------------|------------------|------------------|
| Allcomers      | 11        |            | Mark Conroy      | Raw Striker      |
|                | 31        |            | Jim Goodwin      | Sylva Phoenix    |
| Kit Cars       | 63        | A          | Andrew Arber     | LA Gold          |
|                | 77        | B          | Carl Swift       | Pro Comp LA Gold |
| RGB            | 40        | C          | Simon Mayne      | Fisher Fury      |
| SAXMAX         | 18        |            | Nina Jo Atkinson | Citroen Saxo     |
|                | 34        |            | Joe Ferguson     | Citroen Saxo VTR |
| Stock Hatch    | 88        |            | Matt Wisher      | Peugeot 106 XSi  |
|                | 114       |            | Colin Thorpe     | Fiesta XR2       |

Please delete the following

| <i>Formula</i> | <i>No</i> | <i>Cls</i> | <i>Driver</i> | <i>Car</i>  |
|----------------|-----------|------------|---------------|-------------|
| 7 Challenge    | 49        | A          | Ian Wale      | Caterham S7 |
| Locost         | 55        |            | Richard Hall  | Locost      |
|                | 67        |            | Ernie Gushlow | Locost      |



This meeting is held under the General Regulations of the MSA (incorporating the provisions of the International Sporting Code of the FIA) and the Supplementary Regulations, Final Instructions and any written instructions which the Organisers issue for the race meeting. **MSA Permit: 39726.**

### RACE MEETING OFFICIALS

#### MSA STEWARD

D.A.Ward

#### CLERKS OF COURSE

J.Floyd V.Ayres

A.Cox N.Tanser

#### CLUB STEWARDS

I.Thompson L.Jones

#### TIMEKEEPERS

T.Stevens (Chief)

A.Stevens A.Hancock

#### SCRUTINEERS

S.Ford (Chief)

H.Fisher D.Meekins

C.Baker J.Barlow

A.Johnson D.Smith

#### INCIDENT OFFICER

D.Hardy

#### CHIEF MARSHAL

P.Harding

#### RACE RESCUE UNIT/S

750 Motor Club

Phoenix

Donington ES

#### COMMENTATOR

M.Pye I.Sowman

SECRETARY  
OF THE MEETING  
Robin Knight

MARSHALS  
750 Motor Club  
BMMC & friends

#### BREAKDOWN UNITS

Barrie Mills

Nottingham

Breakdown

Mick Avery

### APPROXIMATE TIMETABLE

|   |   |       |
|---|---|-------|
| 1 | Allcomers / 7 Challenge                           | 9.00  |
| 2 | SR & GT Challenge                                 | 9.25  |
| 3 | SAXMAX untimed                                    | 9.50  |
| 4 | Hot Hatch Championship<br>& Stock Hatch Challenge | 10.15 |
| 5 | Locost Championship                               | 10.40 |
| 6 | Kit Car Championship                              | 11.05 |
| 7 | RGB Championship                                  | 11.30 |
| 8 | SAXMAX Championship                               | 11.55 |

### Races (\*= green flag lap)

|   |   | Time |
|---|---|------|
| 1 | Allcomers / 7 Challenge*                          | 1.10 |
| 2 | SR & GT Challenge*                                | 1.40 |
| 3 | Hot Hatch Championship<br>& Stock Hatch Challenge | 2.25 |
| 4 | Locost Championship - heat                        | 2.55 |
| 5 | Kit Car Championship                              | 3.25 |
| 6 | RGB Championship                                  | 3.55 |
| 7 | SAXMAX Championship                               | 4.30 |
| 8 | Hot Hatch Championship<br>& Stock Hatch Challenge | 5.00 |
| 9 | Locost Championship - final                       | 5.30 |

**The organisers reserve the right, with the permission of the Stewards of the Meeting and/or the Clerk of Course, to change the order in which events are run and to postpone, cancel or abandon the meeting or any part thereof.**

# Race 1

18 mins + 1 lap

## 750 Motor Club 7 Challenge & Allcomers

Caterham 7 or Lotus 7, in classes determined by which engine is fitted, as is the car's minimum weight, in order to equalise performance as much as possible within each class. Engine options include Ford 1700 Xflow, Lotus 1600 Twincam, Vauxhall 2-litre, Rover 1400K & 1600K, Superlight-R, Roadsports 1600K, Academy, Graduate and Super Graduate. Some are not permitted any modifications, others are 'full-house'. Control tyres are either the Yokohama AO32R or AO48R.

| No  | Cls | Driver            | Car details           | ccs  | Hometown          |
|-----|-----|-------------------|-----------------------|------|-------------------|
| 3   |     | David Hughes      | Crossle 9S            | 2000 | Armthorpe         |
| 4   |     | Derek Jones       | Fisher Fury           | 919  | Norwich           |
| 5   | A   | Keith Dunn        | Caterham Superlight   | 1800 | Droitwich Spa     |
| 8   |     | Paul Rogers       | Stuart Taylor Phoenix | 998  | Attleborough      |
| 13  |     | Paul Boyd         | Sylva Striker         | 1600 | Sandy             |
| 14  |     | Doug Carter       | Genesis Evo           | 1200 | Kendal            |
| 17  | A   | Ben Shalders      | Caterham R400         | 1800 | Kineton           |
| 18  |     | Martin Webb       | BMW E36 M3            | 3200 | Alvechurch        |
| 21  |     | Tracy Morris      | MGZR                  | 1800 | Derby             |
| 23  | A   | Carl Woodwiss     | Caterham R400         | 1800 | Alvechurch        |
| 28  |     | Julius Bates      | Aeon Blaze            | 1300 | London            |
| 30  | A   | Paul Crankshaw    | Caterham R400         | 1800 | Cambridge         |
| 32  |     | Paul Harvey       | Stuart Taylor Phoenix | 1800 | Bracknell         |
| 37  | A   | Ian Brown         | Caterham 7            | 1800 | Baldock           |
| 38  |     | Simon Ford        | Radical Prosport      | 1100 | Pershore          |
| 41  |     | Brian Mitcham     | Locost                | 1300 | Bury St Edmunds   |
| 44  | B   | Peter Davies      | Caterham Supersprint  | 1700 | Southport         |
| 46  | A   | Paul Fines-Allen  | Caterham 7            | 1600 | Oxon              |
| 49  | A   | Ian Wale          | Caterham S7           | 2000 | Chesterfield      |
| 50  |     | Tim Hoverd        | Fisher Fury           | 919  | Cambridge         |
| 55  |     | Robert Digby      | Ginetta G27           | 1800 | Uxbridge          |
| 58  | A   | Alastair Chalmers | Caterham R400         | 1800 | Cheadle Hume      |
| 60  |     | Charles Sterling  | Dax Rush              | 3640 | Sandy             |
| 62  | A   | Matt Shires       | Caterham R400         | 1800 |                   |
| 63  |     | Colin Chapman     | Fisher Fury           | 919  | Pershore          |
| 69  | A   | Kevin Williams    | Caterham R400         | 1800 | Newmarket         |
| 97  | A   | Peter French      | Caterham R400         | 1800 | Burnham-On-Crouch |
| 130 |     | Jon-Paul Ivey     | Radical Prosport      | 1300 | Wolverhampton     |



## Race 2

28 mins + 1 lap

# Sports-Racing & GT Challenge

The SR & GT Challenge is open to replica and original (pre 31/12/75) two-seater sports and GT cars. Power to weight classes are, in kgs/hp:-  
A: 1.5 to 2.0.  
B: 2.0 to 3.25.  
C: 3.25 to 4.0.  
D: > 4.0.  
E: Cars which are running with wheels/tyres not complying with the dimensions or types specified for classes A to D. Engines may be modified in any way subject to a maximum rebore of + 0.060". Fuel injection or forced induction is not permitted, otherwise free.

| No | Cls | Driver          | Car details           | ccs  | Hometown         |
|----|-----|-----------------|-----------------------|------|------------------|
| 0  | A   | Mark Jordan     | RAM Cobra             | 6600 | Borehamwood      |
| 3  | B   | Nick Ledger     | Crossle 9S            | 2000 | Leighton Buzzard |
| 4  | B   | Gwyn Pollard    | Crossle 95            | 1989 | London           |
| 13 | B   | David Hughes    | Crossle 9S            | 2000 | Armthorpe        |
| 17 | C   | David Stafford  | Ginetta G12           | 1300 |                  |
| 26 | A   | Clinton Dorrell | Cobra GD 427          | 5700 | Malvern          |
| 27 | B   | Graham Paddick  | Kougar Jaguar         | 4200 | Henley-On-Thames |
| 29 | D   | John Suckling   | Taydec Mk2            | 2000 | Keighley         |
| 35 | A   | John Dickson    | RAM Cobra             | 7000 | Diss             |
| 37 | B   | Mike Walker     | Crossle               | 1998 | Bristol          |
| 45 | B   | Nigel Edwards   | Crossle 9S            | 2000 | Stockport        |
| 55 | D   | Matt Digby      | Ginetta G27           | 1800 | Uxbridge         |
| 57 | A   | Nick Taylor     | GD 427 Cobra          | 6100 | Notts            |
| 58 | C   | Jerry Knight    | Jaguar D Type Replica | 4200 | Shadoxhurst      |
| 59 | C   | Richard Abels   | Jaguar E Type         | 4235 | Oakham           |
| 71 | B   | Andrew Todd     | Crossle 9S            | 2000 |                  |
| 73 | C   | Tim Burnett     | Jaguar D              | 4200 | Burgess Hill     |
| 80 | B   | Garry Wilson    | Crossle 95            | 2000 | Southport        |
| 81 | D   | Tim Falce       | Jaguar D Type         | 6235 |                  |



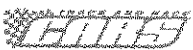
## Races 3 & 8

13 mins + 1 lap

# Demon Tweeks/Yokohama Hot Hatch Championship

There are two classes which include:- up to 1400cc multi-valve, up to 1600cc two valve and 1601 – 2000cc. Engines must be the original (type) fitted to the car. Springs and dampers are free, including coil-overs, provided they utilise the original pick-up points. The original gearbox must be used; close-ratio gears are permitted. Final drive ratio is free. LSD or similar is permitted. All cars run on the Yokohama AO32R or AO48R; rim width is free provided they fit within the standard bodywork.

**demon tweeks**



| No  | Cls | Driver            | Car details          | ccs  | Hometown           |
|-----|-----|-------------------|----------------------|------|--------------------|
| 2   | A   | Andrew Neal       | Honda Integra Type R | 1998 | Cottingham         |
| 5   | SH  | Graham Mulholland | Saxo VTR             | 1600 | Belper             |
| 6   | B   | Andy Robinson     | Ford Fiesta          | 1600 | Cramlington        |
| 7   | SH  | George Robinson   | Peugeot 205          | 1600 | Keighley           |
| 8   | SH  | William Hornsey   | Peugeot 106 Rallye   | 1600 | Didcot             |
| 9   | A   | Mike Webb         | Ford Focus ST170     | 2000 | Brighton           |
| 21  | A   | Tracy Morris      | MGZR                 | 1800 | Derby              |
| 22  | A   | Mike Graham       | Honda Integra R      | 1998 | Nantwich           |
| 23  | SH  | Jamie Golby       | Ford Fiesta XR2i     | 1600 | Southam            |
| 25  | A   | Julian Long       | Peugeot 306 GTi      | 1998 | Alton              |
| 27  | SH  | Craig Emmerson    | Vauxhall Nova GTE    | 1600 | Loughborough       |
| 30  | B   | Mark Webber       | Citroen Saxo VTR     | 1600 | Milton Keynes      |
| 31  | B   | Lewis Williams    | Fiesta XR2           | 1600 | Guildford          |
| 32  | SH  | Nigel Hunt        | Fiesta XR2i          | 1600 | Derby              |
| 33  | SH  | Paul Coulam       | Fiesta XR2           | 1600 | Lincoln            |
| 43  | SH  | Martin Cayzer     | Fiesta XR2           | 1600 | Cheylesmore        |
| 45  | B   | Paul West         | Peugeot 106 GTi      | 1600 | Chalfont St. Giles |
| 50  | A   | Ian Laughton      | Escort RS2000        | 2000 | Pevensey           |
| 63  | A   | Brian Cox         | Peugeot 206 GTi      | 2000 | Hove               |
| 64  | A   | Tony Dolley       | Peugeot 206 GTi      | 2000 | Bridgwater         |
| 65  | A   | Ilsa Cox          | Peugeot 206 GTi      | 2000 | Hove               |
| 66  | B   | Kevin Pullan      | Honda CRX            | 1600 | Sheffield          |
| 95  | B   | Phil Smith        | Vauxhall Nova GSi    | 1600 | Leicester          |
| 96  | A   | Matt Howarth      | Vauxhall Astra GSi   | 1998 | Melton Mowbray     |
| 97  | B   | Andy McLennan     | Suzuki Swift GTi     | 1300 | St. Albans         |
| 98  | A   | Mark Wyatt        | Vauxhall Astra       | 2000 | Bristol            |
| 112 | SH  | Andrew Thorpe     | Peugeot 106 Xsi      | 1600 | Ilkley             |

Races 4/9

13 mins + 1 lap

## 750 Motor Club Locost Championship

The 750 Motor Club Locost Championship is for cars built to the same basic design and using a standard Ford 1300 cc crossflow engine, gearbox and many other standard components. All cars run with a 'control' camshaft from Kent Cams; modifications are limited to a rebore and basic 'blue-printing'. There is also a 'control' tyre, the Yokohama A539. There is free choice of spring rates and anti-roll bars; dampers must be steel-bodied and single-adjustable.



| No | Driver               | Car details | ccs  | Hometown            |
|----|----------------------|-------------|------|---------------------|
| 1  | Declan McDonnell     | Locost      | 1300 | Hertford            |
| 3  | Martin Gambling      | Locost      | 1300 | Leamington Spa      |
| 4  | Brian Mitcham        | Locost      | 1300 | Bury St Edmunds     |
| 6  | Aaron Bailey         | Locost      | 1300 | Leamington Spa      |
| 9  | Alastair Garratt     | Locost      | 1300 | Nottingham          |
| 10 | David Bartholomew    | Locost      | 1300 | Reading             |
| 11 | Richard Jenkins      | Locost      | 1300 | Norwich             |
| 13 | Matt Cherrington     | Locost      | 1300 | Melksham            |
| 17 | Ed Pither            | Locost      | 1300 | Hinckley            |
| 21 | Jason Gibbons        | Locost      | 1300 | Bristol             |
| 23 | Robert Middleton     | Locost      | 1300 | Normanton           |
| 25 | Karen Shepherd       | Locost      | 1300 | Tadley              |
| 28 | David Black          | Locost      | 1300 | Gt Barr             |
| 30 | Lynfel Owen          | Locost      | 1300 | Stratford-Upon-Avon |
| 31 | Samir Abid           | Locost      | 1300 | Leamington Spa      |
| 32 | Chris Sheerin        | Locost      | 1300 | Swindon             |
| 34 | Sam Brough           | Locost      | 1300 | Barnsley            |
| 36 | Mark Glover          | Locost      | 1300 | Derby               |
| 37 | Robert Sibbons       | Locost      | 1300 | Market Rasen        |
| 39 | Steve Evans          | Locost      | 1300 | Glenfield           |
| 41 | Brett Townsend       | Locost      | 1300 | Rugby               |
| 43 | Simon Wood           | Locost      | 1300 | Cambridge           |
| 44 | Gary Parkes          | Locost      | 1300 | Lincoln             |
| 45 | Carl Andrews         | Locost      | 1300 | Belper              |
| 46 | Kevin Lucas          | Locost      | 1300 | Ilkeston            |
| 47 | Robert Palin         | Locost      | 1300 | Nuneaton            |
| 49 | Richard Green        | Locost      | 1300 | Goodworth Clatford  |
| 51 | Alastair Ecclesfield | Locost      | 1300 | Scunthorpe          |
| 52 | Michael Coomber      | Locost      | 1300 | Wickford            |
| 53 | Mark Gogle           | Locost      | 1300 | Wolverhampton       |
| 54 | David Morrow         | Locost      | 1300 | Hungerford          |
| 55 | Richard Hall         | Locost      | 1300 | Cropwell Bishop     |
| 57 | Mike Lear            | Locost      | 1300 | Caldicot            |
| 58 | Jane Darke           | Locost      | 1300 | Pleasley            |
| 59 | Carl Pickering       | Locost      | 1300 | Suffolk             |
| 63 | Craig Turner         | Locost      | 1300 | Glossop             |
| 69 | Spencer Lyon         | Locost      | 1300 | Bicester            |
| 71 | Victoria Pickles     | Locost      | 1300 | Louth               |
| 73 | Mark White           | Locost      | 1300 | Bedford             |
| 74 | Garry Brandon        | Locost      | 1300 | Hitchin             |
| 77 | James Pinkerton      | Locost      | 1300 | Leamington Spa      |
| 78 | Richard Pearson      | Locost      | 1300 | Spilsby             |
| 81 | James Kmiecik        | Locost      | 1300 | Grantham            |
| 83 | Paul Presgraves      | Locost      | 1300 | Peterborough        |
| 85 | James O'Donnell      | Locost      | 1300 | Wetherby            |

Cars 43 & 59 to practice with Kit Cars, with their times setting grid position. Slowest 36 into Race 4, remainder into Race 9 which will be topped up to 36 by the top finishers in Race 4.


# Race 5

# 13 mins + 1 lap

## 750 Motor Club Kit Car Championship

The 750 Motor Club Kit Car Championship is for Genuine 'production' kit cars. Chassis and bodywork materials and the design concept may not be changed. Cars must be capable of passing an MoT test. Engines must be production-car based, with a maximum of 3500cc and a separate class (B) for 1800cc Ford Zetec engines. Multi-valve engines are included within limits & engine tuning is restricted. Gearbox and diff must be from a production car. The control tyre is the Yokohama AO32R/AO48R. Rim width is 6" or 7" depending upon class.

| No | Cls | Driver                    | Car details           | ccs  | Hometown       |
|----|-----|---------------------------|-----------------------|------|----------------|
| 1  | B   | Andy Hiley                | Taydec Mk2            | 1800 | Huddersfield   |
| 3  | A   | Gary Goodyear             | Raw Striker           | 2300 | Sheffield      |
| 11 | B   | Mark Conroy               | Raw Striker           | 1800 | Sheffield      |
| 12 | B   | Steve Owen                | Sylva Clubman         | 1800 | Sowerby        |
| 13 | A   | Paul Boyd                 | Sylva Striker         | 1600 | Sandy          |
| 20 | B   | Nigel Brown               | Sylva Phoenix         | 1800 | Great Barr     |
| 23 | B   | Paul Harvey               | Stuart Taylor Phoenix | 1800 | Bracknell      |
| 24 | A   | Steve Edwards             | Sylva Striker Mk2     | 1700 | Wellingborough |
| 25 | B   | Darryl Beckwith           | Procomp LA Gold       | 1800 | High Wycombe   |
| 27 | A   | Dave Roberts              | Sylva Striker         | 1700 | Hull           |
| 31 | B   | Jim Goodwin               | Sylva Phoenix         | 1800 | Lichfield      |
| 32 | B   | Paul Cooper               | Sylva Striker         | 1800 | Cannock        |
| 33 | A   | Stephen Ward              | Raw Striker           | 1600 | Kettering      |
| 39 | B   | Chris Scopes              | Procomp LA Gold       | 1800 | Rotherham      |
| 51 | B   | Brian Smith               | Sylva Striker         | 1800 | Morpeth        |
| 60 | A   | Charles Sterling          | Dax Rush              | 3640 | Sandy          |
| 61 | B   | Anton Landon              | Westfield SE          | 1800 | Nantwich       |
| 62 | A   | Nic Scott                 | Sylva Striker Mk2     | 1698 | Twickenham     |
| 71 | A   | Mark Alexander - Williams | Sylva Phoenix         | 1600 | Dunmow         |
| 75 | A   | Matthew Lewis             | MNR Vortex            | 3500 | Woking         |
| 82 | B   | Rob Johnston              | Cyana MX500R          | 1800 | Newcastle      |
| 86 | B   | Stephen Bell              | Sylva Striker         | 1800 | Selby          |





**Race 6****18 mins + 1 lap****MDS Battery RGB Championship**

First introduced in 2001, this Championship is for two-seater cars which must be capable of passing an MOT. Cars may be constructed specifically for the series or may be one of the many motorcycle engined cars currently available. The engines must be series-production four-stroke units and may not be modified from standard; they run in three classes; standard Fireblade engined kit cars (class C), up to 145 bhp (class B), 146 to 180 bhp and all rear-engined cars (class A). Control tyre is the Yokohama AO48R.

| No | Cls | Driver               | Car details           | ccs  | Hometown        |
|----|-----|----------------------|-----------------------|------|-----------------|
| 2  | B   | Tim Gray             | Stuart Taylor Phoenix | 919  | Trowell         |
| 4  | C   | Derek Jones          | Fisher Fury           | 919  | Norwich         |
| 8  | B   | Paul Rogers          | Stuart Taylor Phoenix | 998  | Attleborough    |
| 9  | C   | John Cutmore         | Westfield Megablade   | 919  | Bury St Edmunds |
| 12 | C   | Mike Atkinson        | Stuart Taylor Phasar  | 919  | Hull            |
| 13 | C   | David Wale           | Fisher Fury Fireblade | 919  | Amersham        |
| 14 | A   | Doug Carter          | Genesis Evo           | 1200 | Kendal          |
| 15 | A   | James Johnson        | Fisher Fury           | 1299 | Corsham         |
| 16 | C   | Matt Rowe            | Fisher Fury           | 919  | Winchester      |
| 21 | C   | Aaron Wright         | Fisher Fury           | 919  | Cambridge       |
| 23 | C   | Garry Franks         | MNR Vortex RT+        | 893  | Telford         |
| 24 | A   | Dick Adams           | Westfield             | 1300 | Thetford        |
| 26 | B   | Paul Haynes          | STM Phasar            | 1000 | Huntingdon      |
| 27 | C   | Robert Grant         | Raw Striker           | 919  | Longfield       |
| 28 | A   | Julius Bates         | Aeon Blaze            | 1300 | London          |
| 33 | C   | Alastair Boulton     | Stuart Taylor Phoenix | 900  | Cheltenham      |
| 34 | B   | Colin Duce           | Fisher Fury           | 998  | Maidstone       |
| 36 | C   | Henry Carr           | Fisher Fury           | 919  | Leeds           |
| 39 | C   | Marc Nordon          | MNR Vortex            | 919  | Harrogate       |
| 41 | B   | Neil Constable-Berry | Fisher Fury           | 998  | Norwich         |
| 44 | C   | Judi Derisley        | Fisher Fury           | 919  | Hayling Island  |
| 46 | A   | Buzz Billsberry      | Genesis Evo           | 1200 | Leeds           |
| 50 | C   | Tim Hoverd           | Fisher Fury           | 919  | Cambridge       |
| 52 | A   | Rob Baldwin          | BDN S2                | 1200 | Aldershot       |
| 59 | C   | Pete Rope            | STM Phoenix           | 919  | London          |
| 61 | A   | Mike Allen           | Tiger MAE             | 1127 | Cambridge       |
| 63 | C   | Colin Chapman        | Fisher Fury           | 919  | Pershore        |
| 75 | A   | Gordon Griffin       | T5 Mission            | 1200 | South Croydon   |
| 77 | C   | Phil Alcock          | Pulsar Blade          | 899  | Lutterworth     |
| 99 | A   | Steve Robinson       | Genesis RR06          | 1200 | Cliff           |



# MDS

# Race 7

# 13 mins + 1 lap

## 750 MC **SAXMAX** Championship

Introduced in 2006, this is the 750 Motor Club's championship for Junior drivers, aged 14 – 17 years. The car chosen is the Citroen Saxo VTR with very strict limitations on tuning and very specific safety features in accordance with MSA and FIA standards. The cars run with a control Piper camshaft, a control ECU and all run on the Yokohama A539 tyre supplied by George Polley Motorsport.

| No | Driver               | Car details  | ccs  | Hometown         |
|----|----------------------|--------------|------|------------------|
| 4  | Andrew Tibbs         | Citroen Saxo | 1600 | Spalding         |
| 5  | Jake Farndon         | Citroen Saxo | 1600 | Coventry         |
| 6  | Cassey Watson        | Citroen Saxo | 1600 | Evesham          |
| 7  | Leyton Clarke        | Citroen Saxo | 1600 | Bray             |
| 8  | Tommy Davison        | Citroen Saxo | 1600 | Burntwood        |
| 9  | Sam Walmsley         | Citroen Saxo | 1600 | Dewsbury         |
| 21 | Josh Cook            | Citroen Saxo | 1600 | Bath             |
| 22 | Sam Schofield        | Citroen Saxo | 1600 | Chelmsford       |
| 23 | Jamie Brown          | Citroen Saxo | 1600 | Dereham          |
| 24 | James Rooker-Edwards | Citroen Saxo | 1600 | Tamworth         |
| 25 | James Colburn        | Citroen Saxo | 1600 | Worthing         |
| 26 | Henry Pickering      | Citroen Saxo | 1600 | Leicester        |
| 27 | Aaron Williamson     | Citroen Saxo | 1600 | Spalding         |
| 29 | Patrick Fletcher     | Citroen Saxo | 1600 | Reading          |
| 30 | Josh Benson          | Citroen Saxo | 1600 | Bradford         |
| 31 | Abbie Eaton          | Citroen Saxo | 1600 | Hull             |
| 39 | Joe Grinsell         | Citroen Saxo | 1600 | Sutton Coldfield |
| 45 | David Ratcliff       | Citroen Saxo | 1600 | Leatherhead      |
| 77 | Declan Armstrong     | Citroen Saxo | 1600 | Southampton      |
| 99 | Chrissy Palmer       | Citroen Saxo | 1600 | Chichester       |



**ADVAN POLLEYSPOORT**  
YOKOHAMA

## Donington Lap Records

### 750 Motor Club Kit Car Championship

| <i>Class</i> | <i>Name</i>      | <i>Time</i> | <i>Speed</i> | <i>Date</i> |
|--------------|------------------|-------------|--------------|-------------|
| A            | Charles Sterling | 1:20.39     | 87.65        | 17/09/2006  |
| B            | Andy Hiley       | 1:21.18     | 86.8         | 17/09/2006  |

### MDS Battery RGB Championship

| <i>Class</i> | <i>Name</i> | <i>Time</i> | <i>Speed</i> | <i>Date</i> |
|--------------|-------------|-------------|--------------|-------------|
| A            | Rob Baldwin | 1:16.80     | 91.75        | 17/09/2006  |
| B            | Paul Rogers | 1:23.19     | 84.7         | 17/09/2006  |
| C            | Mike Field  | 1:19.30     | 88.86        | 29/03/2003  |

### 750 Motor Club 7 Challenge

| <i>Class</i> | <i>Name</i>       | <i>Time</i> | <i>Speed</i> | <i>Date</i> |
|--------------|-------------------|-------------|--------------|-------------|
| A            | Peter Ratcliff    | 1:17.16     | 91.32        | 30/03/2003  |
| B            | Brent Perkins     | 1:22.00     | 85.93        | 30/03/2003  |
| C            | Alastair Chalmers | 1:23.72     | 84.16        | 10/05/2003  |

### Demon Tweeks/Yokohama Hot Hatch Championship

| <i>Class</i> | <i>Name</i>     | <i>Time</i> | <i>Speed</i> | <i>Date</i> |
|--------------|-----------------|-------------|--------------|-------------|
| A            | Craig Dawson    | 1:22.91     | 84.99        | 14/05/2005  |
| B            | Mark Cunningham | 1:22.58     | 85.33        | 14/05/2005  |

### Demon Tweeks/Yokohama Stock Hatch Championship


| <i>Name</i>   | <i>Time</i> | <i>Speed</i> | <i>Date</i> |
|---------------|-------------|--------------|-------------|
| Tony Scarlett | 1:30.08     | 78.22        | 30/03/2003  |

### 750 Motor Club Locost

| <i>Name</i>    | <i>Time</i> | <i>Speed</i> | <i>Date</i> |
|----------------|-------------|--------------|-------------|
| Brendan Dudley | 1:29.54     | 78.69        | 15/05/2005  |

### Polleysport/Yokohama SAXMAX Championship

| <i>Name</i>   | <i>Time</i> | <i>Speed</i> | <i>Date</i> |
|---------------|-------------|--------------|-------------|
| Liam McMillan | 1:32.59     | 76.1         | 14/05/2006  |

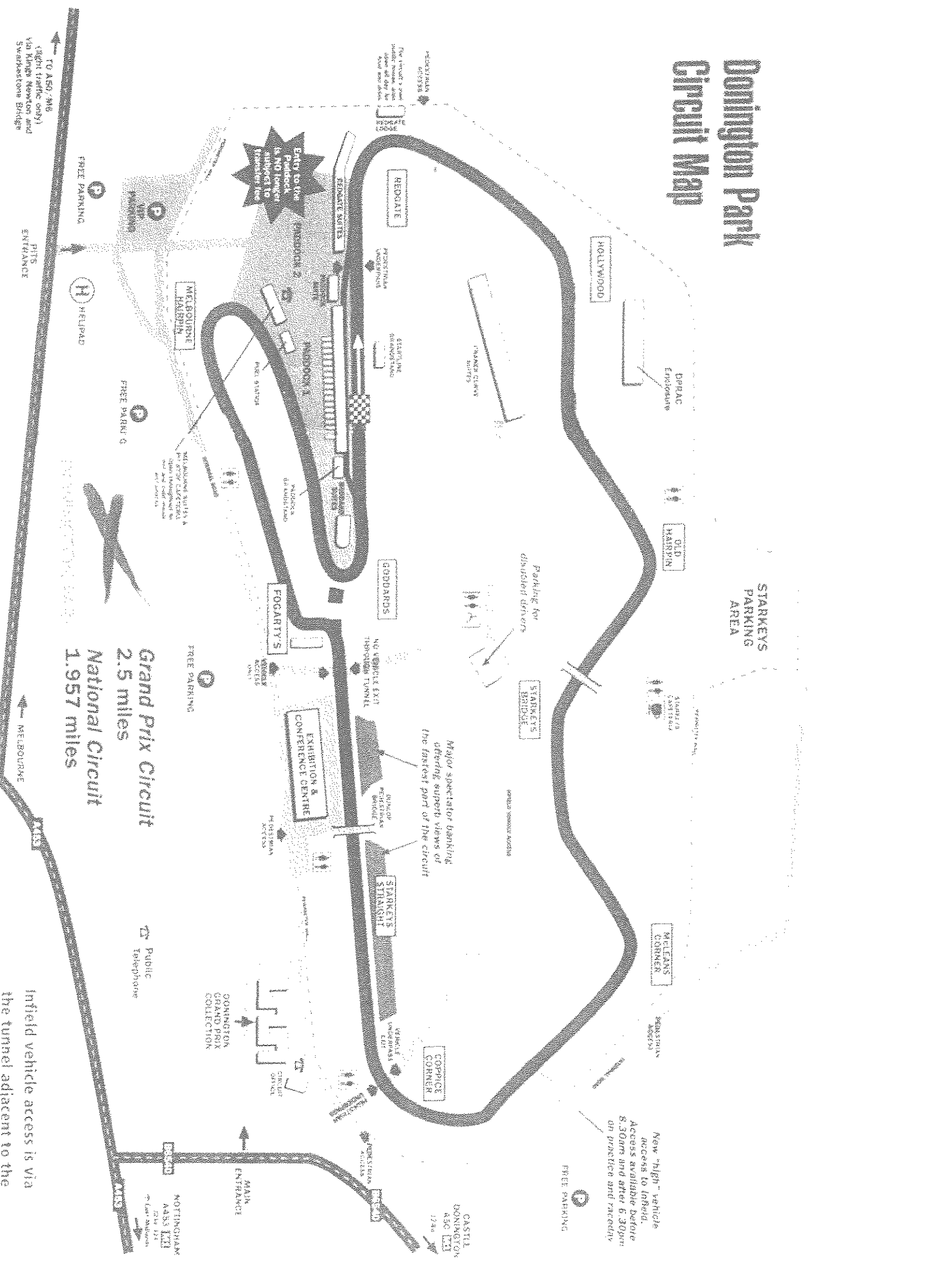


# SPEED TABLE

Circuit length 1.9573 miles/3.15kms

| TIME   | MPH    | TIME  | MPH    | TIME   | MPH    | TIME   | MPH   | TIME   | MPH   | TIME   | MPH   | TIME   | MPH   |
|--------|--------|-------|--------|--------|--------|--------|-------|--------|-------|--------|-------|--------|-------|
| 0 55.0 | 128.11 | 1 2.0 | 113.64 | 1 9.0  | 102.12 | 1 16.0 | 92.71 | 1 23.0 | 84.89 | 1 30.0 | 78.29 | 1 37.0 | 72.64 |
| 0 55.1 | 127.88 | 1 2.1 | 113.46 | 1 9.1  | 101.97 | 1 16.1 | 92.59 | 1 23.1 | 84.79 | 1 30.1 | 78.20 | 1 37.1 | 72.56 |
| 0 55.2 | 127.65 | 1 2.2 | 113.28 | 1 9.2  | 101.82 | 1 16.2 | 92.47 | 1 23.2 | 84.69 | 1 30.2 | 78.11 | 1 37.2 | 72.49 |
| 0 55.3 | 127.41 | 1 2.3 | 113.10 | 1 9.3  | 101.67 | 1 16.3 | 92.34 | 1 23.3 | 84.58 | 1 30.3 | 78.03 | 1 37.3 | 72.41 |
| 0 55.4 | 127.18 | 1 2.4 | 112.92 | 1 9.4  | 101.53 | 1 16.4 | 92.22 | 1 23.4 | 84.48 | 1 30.4 | 77.94 | 1 37.4 | 72.34 |
| 0 55.5 | 126.96 | 1 2.5 | 112.74 | 1 9.5  | 101.38 | 1 16.5 | 92.10 | 1 23.5 | 84.38 | 1 30.5 | 77.85 | 1 37.5 | 72.26 |
| 0 55.6 | 126.73 | 1 2.6 | 112.56 | 1 9.6  | 101.23 | 1 16.6 | 91.98 | 1 23.6 | 84.28 | 1 30.6 | 77.77 | 1 37.6 | 72.19 |
| 0 55.7 | 126.50 | 1 2.7 | 112.38 | 1 9.7  | 101.09 | 1 16.7 | 91.86 | 1 23.7 | 84.18 | 1 30.7 | 77.68 | 1 37.7 | 72.12 |
| 0 55.8 | 126.27 | 1 2.8 | 112.20 | 1 9.8  | 100.94 | 1 16.8 | 91.74 | 1 23.8 | 84.08 | 1 30.8 | 77.60 | 1 37.8 | 72.04 |
| 0 55.9 | 126.05 | 1 2.9 | 112.02 | 1 9.9  | 100.80 | 1 16.9 | 91.62 | 1 23.9 | 83.98 | 1 30.9 | 77.51 | 1 37.9 | 71.97 |
| 0 56.0 | 125.82 | 1 3.0 | 111.84 | 1 10.0 | 100.66 | 1 17.0 | 91.51 | 1 24.0 | 83.88 | 1 31.0 | 77.43 | 1 38.0 | 71.90 |
| 0 56.1 | 125.60 | 1 3.1 | 111.66 | 1 10.1 | 100.51 | 1 17.1 | 91.39 | 1 24.1 | 83.78 | 1 31.1 | 77.34 | 1 38.1 | 71.82 |
| 0 56.2 | 125.37 | 1 3.2 | 111.49 | 1 10.2 | 100.37 | 1 17.2 | 91.27 | 1 24.2 | 83.68 | 1 31.2 | 77.26 | 1 38.2 | 71.75 |
| 0 56.3 | 125.15 | 1 3.3 | 111.31 | 1 10.3 | 100.23 | 1 17.3 | 91.15 | 1 24.3 | 83.58 | 1 31.3 | 77.17 | 1 38.3 | 71.68 |
| 0 56.4 | 124.93 | 1 3.4 | 111.14 | 1 10.4 | 100.08 | 1 17.4 | 91.03 | 1 24.4 | 83.48 | 1 31.4 | 77.09 | 1 38.4 | 71.60 |
| 0 56.5 | 124.71 | 1 3.5 | 110.96 | 1 10.5 | 99.94  | 1 17.5 | 90.91 | 1 24.5 | 83.38 | 1 31.5 | 77.00 | 1 38.5 | 71.53 |
| 0 56.6 | 124.49 | 1 3.6 | 110.79 | 1 10.6 | 99.80  | 1 17.6 | 90.80 | 1 24.6 | 83.28 | 1 31.6 | 76.92 | 1 38.6 | 71.46 |
| 0 56.7 | 124.27 | 1 3.7 | 110.61 | 1 10.7 | 99.66  | 1 17.7 | 90.68 | 1 24.7 | 83.19 | 1 31.7 | 76.84 | 1 38.7 | 71.39 |
| 0 56.8 | 124.05 | 1 3.8 | 110.44 | 1 10.8 | 99.52  | 1 17.8 | 90.56 | 1 24.8 | 83.09 | 1 31.8 | 76.75 | 1 38.8 | 71.31 |
| 0 56.9 | 123.83 | 1 3.9 | 110.27 | 1 10.9 | 99.38  | 1 17.9 | 90.45 | 1 24.9 | 82.99 | 1 31.9 | 76.67 | 1 38.9 | 71.24 |
| 0 57.0 | 123.61 | 1 4.0 | 110.09 | 1 11.0 | 99.24  | 1 18.0 | 90.33 | 1 25.0 | 82.89 | 1 32.0 | 76.59 | 1 39.0 | 71.17 |
| 0 57.1 | 123.40 | 1 4.1 | 109.92 | 1 11.1 | 99.10  | 1 18.1 | 90.22 | 1 25.1 | 82.80 | 1 32.1 | 76.50 | 1 39.1 | 71.10 |
| 0 57.2 | 123.18 | 1 4.2 | 109.75 | 1 11.2 | 98.96  | 1 18.2 | 90.10 | 1 25.2 | 82.70 | 1 32.2 | 76.42 | 1 39.2 | 71.03 |
| 0 57.3 | 122.97 | 1 4.3 | 109.58 | 1 11.3 | 98.82  | 1 18.3 | 89.99 | 1 25.3 | 82.60 | 1 32.3 | 76.34 | 1 39.3 | 70.95 |
| 0 57.4 | 122.75 | 1 4.4 | 109.41 | 1 11.4 | 98.68  | 1 18.4 | 89.87 | 1 25.4 | 82.50 | 1 32.4 | 76.25 | 1 39.4 | 70.88 |
| 0 57.5 | 122.54 | 1 4.5 | 109.24 | 1 11.5 | 98.54  | 1 18.5 | 89.76 | 1 25.5 | 82.41 | 1 32.5 | 76.17 | 1 39.5 | 70.81 |
| 0 57.6 | 122.33 | 1 4.6 | 109.07 | 1 11.6 | 98.41  | 1 18.6 | 89.64 | 1 25.6 | 82.31 | 1 32.6 | 76.09 | 1 39.6 | 70.74 |
| 0 57.7 | 122.11 | 1 4.7 | 108.90 | 1 11.7 | 98.27  | 1 18.7 | 89.53 | 1 25.7 | 82.22 | 1 32.7 | 76.01 | 1 39.7 | 70.67 |
| 0 57.8 | 121.90 | 1 4.8 | 108.73 | 1 11.8 | 98.13  | 1 18.8 | 89.41 | 1 25.8 | 82.12 | 1 32.8 | 75.92 | 1 39.8 | 70.60 |
| 0 57.9 | 121.69 | 1 4.9 | 108.57 | 1 11.9 | 98.00  | 1 18.9 | 89.30 | 1 25.9 | 82.02 | 1 32.9 | 75.84 | 1 39.9 | 70.53 |
| 0 58.0 | 121.48 | 1 5.0 | 108.40 | 1 12.0 | 97.86  | 1 19.0 | 89.19 | 1 26.0 | 81.93 | 1 33.0 | 75.76 | 1 40.0 | 70.46 |
| 0 58.1 | 121.27 | 1 5.1 | 108.23 | 1 12.1 | 97.72  | 1 19.1 | 89.08 | 1 26.1 | 81.83 | 1 33.1 | 75.68 | 1 40.1 | 70.39 |
| 0 58.2 | 121.07 | 1 5.2 | 108.07 | 1 12.2 | 97.59  | 1 19.2 | 88.96 | 1 26.2 | 81.74 | 1 33.2 | 75.60 | 1 40.2 | 70.32 |
| 0 58.3 | 120.86 | 1 5.3 | 107.90 | 1 12.3 | 97.45  | 1 19.3 | 88.85 | 1 26.3 | 81.64 | 1 33.3 | 75.52 | 1 40.3 | 70.25 |
| 0 58.4 | 120.65 | 1 5.4 | 107.74 | 1 12.4 | 97.32  | 1 19.4 | 88.74 | 1 26.4 | 81.55 | 1 33.4 | 75.44 | 1 40.4 | 70.18 |
| 0 58.5 | 120.44 | 1 5.5 | 107.57 | 1 12.5 | 97.19  | 1 19.5 | 88.63 | 1 26.5 | 81.45 | 1 33.5 | 75.36 | 1 40.5 | 70.11 |
| 0 58.6 | 120.24 | 1 5.6 | 107.41 | 1 12.6 | 97.05  | 1 19.6 | 88.52 | 1 26.6 | 81.36 | 1 33.6 | 75.28 | 1 40.6 | 70.04 |
| 0 58.7 | 120.03 | 1 5.7 | 107.24 | 1 12.7 | 96.92  | 1 19.7 | 88.41 | 1 26.7 | 81.27 | 1 33.7 | 75.20 | 1 40.7 | 69.97 |
| 0 58.8 | 119.83 | 1 5.8 | 107.08 | 1 12.8 | 96.78  | 1 19.8 | 88.29 | 1 26.8 | 81.17 | 1 33.8 | 75.12 | 1 40.8 | 69.90 |
| 0 58.9 | 119.63 | 1 5.9 | 106.92 | 1 12.9 | 96.65  | 1 19.9 | 88.18 | 1 26.9 | 81.08 | 1 33.9 | 75.04 | 1 40.9 | 69.83 |
| 0 59.0 | 119.42 | 1 6.0 | 106.76 | 1 13.0 | 96.52  | 1 20.0 | 88.07 | 1 27.0 | 80.99 | 1 34.0 | 74.96 | 1 41.0 | 69.76 |
| 0 59.1 | 119.22 | 1 6.1 | 106.60 | 1 13.1 | 96.39  | 1 20.1 | 87.96 | 1 27.1 | 80.89 | 1 34.1 | 74.88 | 1 41.1 | 69.69 |
| 0 59.2 | 119.02 | 1 6.2 | 106.43 | 1 13.2 | 96.26  | 1 20.2 | 87.85 | 1 27.2 | 80.80 | 1 34.2 | 74.80 | 1 41.2 | 69.62 |
| 0 59.3 | 118.82 | 1 6.3 | 106.27 | 1 13.3 | 96.12  | 1 20.3 | 87.74 | 1 27.3 | 80.71 | 1 34.3 | 74.72 | 1 41.3 | 69.55 |
| 0 59.4 | 118.62 | 1 6.4 | 106.11 | 1 13.4 | 95.99  | 1 20.4 | 87.64 | 1 27.4 | 80.62 | 1 34.4 | 74.64 | 1 41.4 | 69.48 |
| 0 59.5 | 118.42 | 1 6.5 | 105.95 | 1 13.5 | 95.86  | 1 20.5 | 87.53 | 1 27.5 | 80.52 | 1 34.5 | 74.56 | 1 41.5 | 69.42 |
| 0 59.6 | 118.22 | 1 6.6 | 105.80 | 1 13.6 | 95.73  | 1 20.6 | 87.42 | 1 27.6 | 80.43 | 1 34.6 | 74.48 | 1 41.6 | 69.35 |
| 0 59.7 | 118.02 | 1 6.7 | 105.64 | 1 13.7 | 95.60  | 1 20.7 | 87.31 | 1 27.7 | 80.34 | 1 34.7 | 74.40 | 1 41.7 | 69.28 |
| 0 59.8 | 117.83 | 1 6.8 | 105.48 | 1 13.8 | 95.47  | 1 20.8 | 87.20 | 1 27.8 | 80.25 | 1 34.8 | 74.32 | 1 41.8 | 69.21 |
| 0 59.9 | 117.63 | 1 6.9 | 105.32 | 1 13.9 | 95.34  | 1 20.9 | 87.09 | 1 27.9 | 80.16 | 1 34.9 | 74.24 | 1 41.9 | 69.14 |
| 1 0.0  | 117.43 | 1 7.0 | 105.16 | 1 14.0 | 95.22  | 1 21.0 | 86.99 | 1 28.0 | 80.07 | 1 35.0 | 74.17 | 1 42.0 | 69.08 |
| 1 0.1  | 117.24 | 1 7.1 | 105.01 | 1 14.1 | 95.09  | 1 21.1 | 86.88 | 1 28.1 | 79.98 | 1 35.1 | 74.09 | 1 42.1 | 69.01 |
| 1 0.2  | 117.04 | 1 7.2 | 104.85 | 1 14.2 | 94.96  | 1 21.2 | 86.77 | 1 28.2 | 79.88 | 1 35.2 | 74.01 | 1 42.2 | 68.94 |
| 1 0.3  | 116.85 | 1 7.3 | 104.69 | 1 14.3 | 94.83  | 1 21.3 | 86.67 | 1 28.3 | 79.79 | 1 35.3 | 73.93 | 1 42.3 | 68.87 |
| 1 0.4  | 116.66 | 1 7.4 | 104.54 | 1 14.4 | 94.70  | 1 21.4 | 86.56 | 1 28.4 | 79.70 | 1 35.4 | 73.86 | 1 42.4 | 68.81 |
| 1 0.5  | 116.46 | 1 7.5 | 104.38 | 1 14.5 | 94.58  | 1 21.5 | 86.45 | 1 28.5 | 79.61 | 1 35.5 | 73.78 | 1 42.5 | 68.74 |
| 1 0.6  | 116.27 | 1 7.6 | 104.23 | 1 14.6 | 94.45  | 1 21.6 | 86.35 | 1 28.6 | 79.52 | 1 35.6 | 73.70 | 1 42.6 | 68.67 |
| 1 0.7  | 116.08 | 1 7.7 | 104.08 | 1 14.7 | 94.32  | 1 21.7 | 86.24 | 1 28.7 | 79.43 | 1 35.7 | 73.62 | 1 42.7 | 68.61 |
| 1 0.8  | 115.89 | 1 7.8 | 103.92 | 1 14.8 | 94.20  | 1 21.8 | 86.14 | 1 28.8 | 79.35 | 1 35.8 | 73.55 | 1 42.8 | 68.54 |
| 1 0.9  | 115.70 | 1 7.9 | 103.77 | 1 14.9 | 94.07  | 1 21.9 | 86.03 | 1 28.9 | 79.26 | 1 35.9 | 73.47 | 1 42.9 | 68.47 |
| 1 1.0  | 115.51 | 1 8.0 | 103.62 | 1 15.0 | 93.95  | 1 22.0 | 85.93 | 1 29.0 | 79.17 | 1 36.0 | 73.39 | 1 43.0 | 68.41 |
| 1 1.1  | 115.32 | 1 8.1 | 103.46 | 1 15.1 | 93.82  | 1 22.1 | 85.82 | 1 29.1 | 79.08 | 1 36.1 | 73.32 | 1 43.1 | 68.34 |
| 1 1.2  | 115.13 | 1 8.2 | 103.31 | 1 15.2 | 93.70  | 1 22.2 | 85.72 | 1 29.2 | 78.99 | 1 36.2 | 73.24 | 1 43.2 | 68.27 |
| 1 1.3  | 114.94 | 1 8.3 | 103.16 | 1 15.3 | 93.57  | 1 22.3 | 85.61 | 1 29.3 | 78.90 | 1 36.3 | 73.17 | 1 43.3 | 68.21 |
| 1 1.4  | 114.76 | 1 8.4 | 103.01 | 1 15.4 | 93.45  | 1 22.4 | 85.51 | 1 29.4 | 78.81 | 1 36.4 | 73.09 | 1 43.4 | 68.14 |
| 1 1.5  | 114.57 | 1 8.5 | 102.86 | 1 15.5 | 93.32  | 1 22.5 | 85.40 | 1 29.5 | 78.72 | 1 36.5 | 73.01 | 1 43.5 | 68.08 |
| 1 1.6  | 114.38 | 1 8.6 | 102.71 | 1 15.6 | 93.20  | 1 22.6 | 85.30 | 1 29.6 | 78.64 | 1 36.6 | 72.94 | 1 43.6 | 68.01 |
| 1 1.7  | 114.20 | 1 8.7 | 102.56 | 1 15.7 | 93.08  | 1 22.7 | 85.20 | 1 29.7 | 78.55 | 1 36.7 | 72.86 | 1 43.7 | 67.94 |
| 1 1.8  | 114.01 | 1 8.8 | 102.41 | 1 15.8 | 92.95  | 1 22.8 | 85.10 | 1 29.8 | 78.46 | 1 36.8 | 72.79 | 1 43.8 | 67.88 |
| 1 1.9  | 113.83 | 1 8.9 | 102.26 | 1 15.9 | 92.83  | 1 22.9 | 84.99 | 1 29.9 | 78.37 | 1 36.9 | 72.71 | 1 43.9 | 67.81 |

# Dominion Park Circuit Map



**Grand Prix Circuit**  
2.5 miles  
**National Circuit**  
1.957 miles

Infield vehicle access is via  
the tunnel adjacent to the

New "High" vehicle  
access to Infield.  
Access available before  
5.30pm and after 6.30pm  
on practice and race day

Daily is the  
Premier is NO longer  
subject to Premier fee

Major spectator banking  
offering superb views of  
the fastest part of the circuit

TO ASD, 918  
(right traffic only)  
Via King Stewart and  
Swanstone Bridge

MELBOURNE

NOTTINGHAM  
A433 (721)  
12.1  
12.1  
12.1

CASTLE  
BOWLING  
A36 (121)  
17.4



Exhibition Centre



## 750 Motor Club 7 Challenge + Allcomers

### Provisional Results - Race 1

| Pl | No  | Cl | Name             | Car                   | Laps | Time     | Behind  | MPH   | Best Lap on | MPH      |
|----|-----|----|------------------|-----------------------|------|----------|---------|-------|-------------|----------|
| 1  | 130 | AC | Jon-Paul IVEY    | Radical Prosport      | 16   | 20:01.37 |         | 93.84 | 1:13.05     | 16 96.46 |
| 2  | 38  | AC | Simon FORD       | Radical Prosport      | 16   | 20:02.76 | 1.39    | 93.73 | 1:12.87     | 13 96.70 |
| 3  | 1   | AC | Peter RATCLIFF   | Caterham R400         | 16   | 20:48.66 | 47.29   | 90.29 | 1:16.62     | 10 91.96 |
| 4  | 17  | 7A | Ben SHALDERS     | Caterham R400         | 16   | 21:09.52 | 1:08.15 | 88.81 | 1:18.35     | 16 89.93 |
| 5  | 62  | 7A | Matt SHIRES      | Caterham R400         | 15   | 20:00.75 | 1 Lap   | 88.02 | 1:18.72     | 11 89.51 |
| 6  | 69  | 7A | Kevin WILLIAMS   | Caterham R400         | 15   | 20:00.88 | 1 Lap   | 88.01 | 1:18.37     | 11 89.91 |
| 7  | 37  | 7A | Ian BROWN        | Caterham 7            | 15   | 20:01.14 | 1 Lap   | 87.99 | 1:18.40     | 10 89.88 |
| 8  | 46  | 7A | Paul FINES-ALLEN | Caterham 7            | 15   | 20:09.67 | 1 Lap   | 87.37 | 1:18.86     | 6 89.35  |
| 9  | 30  | 7A | Paul CRANKSHAW   | Caterham R400         | 15   | 20:15.31 | 1 Lap   | 86.97 | 1:19.91     | 6 88.18  |
| 10 | 4   | AC | Derek JONES      | Fisher Fury           | 15   | 20:20.19 | 1 Lap   | 86.62 | 1:19.50     | 15 88.63 |
| 11 | 8   | AC | Paul ROGERS      | Stuart Taylor Phoenix | 15   | 20:20.92 | 1 Lap   | 86.57 | 1:19.30     | 15 88.86 |
| 12 | 14  | AC | Doug CARTER      | Genesis Evo           | 15   | 20:50.57 | 1 Lap   | 84.52 | 1:20.40     | 14 87.64 |
| 13 | 13  | AC | Paul BOYD        | Sylva Striker         | 15   | 20:51.21 | 1 Lap   | 84.47 | 1:20.89     | 12 87.11 |
| 14 | 31  | AC | Jim GOODWIN      | Sylva Phoenix         | 15   | 20:52.07 | 1 Lap   | 84.42 | 1:21.07     | 13 86.92 |
| 15 | 97  | 7A | Peter FRENCH     | Caterham R400         | 15   | 20:53.83 | 1 Lap   | 84.30 | 1:20.98     | 9 87.01  |
| 16 | 18  | AC | Martin WENN      | BMW E36 M3            | 14   | 20:11.47 | 2 Laps  | 81.43 | 1:23.50     | 11 84.39 |
| 17 | 32  | AC | Paul HARVEY      | Stuart Taylor Phoenix | 14   | 20:14.21 | 2 Laps  | 81.24 | 1:24.49     | 13 83.40 |
| 18 | 21  | AC | Tracy MORRIS     | MG ZR                 | 14   | 20:15.89 | 2 Laps  | 81.13 | 1:23.76     | 9 84.12  |
| 19 | 60  | AC | Charles STERLING | Dax Rush              | 14   | 20:49.17 | 2 Laps  | 78.97 | 1:23.20     | 13 84.69 |
| 20 | 41  | AC | Brian MITCHAM    | Locost                | 13   | 20:12.11 | 3 Laps  | 75.57 | 1:29.89     | 11 78.39 |
| 21 | 44  | 7B | Peter DAVIES     | Caterham Supersprint  | 13   | 20:17.19 | 3 Laps  | 75.26 | 1:29.47     | 11 78.76 |
| 22 | 28  | AC | Julius BATES     | Aeon Blaze            | 13   | 20:44.38 | 3 Laps  | 73.61 | 1:30.58     | 12 77.79 |

#### Not-Classified

|    |    |               |               |    |          |     |       |         |          |
|----|----|---------------|---------------|----|----------|-----|-------|---------|----------|
| 63 | AC | Colin CHAPMAN | Fisher Fury   | 12 | 17:51.87 | DNF | 78.89 | 1:22.62 | 11 85.29 |
| 50 | AC | Tim HOVERD    | Fisher Fury   | 4  | 6:29.82  | DNF | 72.30 | 1:25.25 | 2 82.65  |
| 23 | 7A | Carl WOODWISS | Caterham R400 | 3  | 4:05.05  | DNF | 86.26 | 1:19.30 | 3 88.86  |
| 11 | AC | Mark CONROY   | Raw Striker   | 1  | 1:51.71  | DNF | 63.08 |         | 0 0.00   |

#### Non-Starters

|    |    |                         |                      |
|----|----|-------------------------|----------------------|
| 3  | AC | David HUGHES            | Crossie C9S          |
| 5  | 7A | Keith DUNN              | Caterham Supoerlight |
| 55 | AC | Robert DIGBY            | Ginetta G27          |
| 58 | 7A | Alastair CHALMERS       | Caterham R400        |
| 71 | AC | Mark ALEXANDER-WILLIAMS | Sylva Phoenix        |

#### Fastest Lap

|    |    |              |                      |         |          |
|----|----|--------------|----------------------|---------|----------|
| 38 | AC | Simon FORD   | Radical Prosport     | 1:12.87 | 13 96.70 |
| 17 | 7A | Ben SHALDERS | Caterham R400        | 1:18.35 | 16 89.93 |
| 44 | 7B | Peter DAVIES | Caterham Supersprint | 1:29.47 | 11 78.76 |

Weather / Track: Bright / Dry

Start Time : 13:21

Donington Park

25 Mar 07 13:44

|                       |               |                                      |
|-----------------------|---------------|--------------------------------------|
| Clerk of Course :<br> | Time Issued : | Chief Timekeeper : Terry Stevens<br> |
|-----------------------|---------------|--------------------------------------|

THESE RESULTS REMAIN PROVISIONAL FOR A MINIMUM OF 30 MINUTES FROM THE TIME OF ISSUE

Results produced on HS Sports Timing and Results Systems. Results online at [www.750MC.co.uk](http://www.750MC.co.uk)



## Sports Racing & GT Challenge

### Provisional Results - Race 2

| Pl | No | Cl  | Name            | Car                   | Laps | Time     | Behind | MPH   | Best Lap on | MPH      |
|----|----|-----|-----------------|-----------------------|------|----------|--------|-------|-------------|----------|
| 1  | 57 | SRA | Nick TAYLOR     | GD 427 Cobra          | 23   | 30:10.95 |        | 89.49 | 1:17.78     | 12 90.59 |
| 2  | 26 | SRA | Clinton DORRELL | Cobra GD 427          | 23   | 30:48.75 | 37.80  | 87.66 | 1:17.43     | 15 91.00 |
| 3  | 80 | SRB | Garry WILSON    | Crossle 9S            | 22   | 30:13.09 | 1 Lap  | 85.50 | 1:20.35     | 21 87.69 |
| 4  | 45 | SRB | Nigel EDWARDS   | Crossle 9S            | 22   | 30:22.07 | 1 Lap  | 85.08 | 1:20.78     | 18 87.23 |
| 5  | 3  | SRB | Nick LEDGER     | Crossle 9S            | 22   | 30:58.53 | 1 Lap  | 83.41 | 1:21.64     | 13 86.31 |
| 6  | 27 | SRB | Graham PADDICK  | Kougar Jaguar         | 22   | 30:59.09 | 1 Lap  | 83.38 | 1:22.31     | 16 85.61 |
| 7  | 4  | SRB | Gwyn POLLARD    | Crossle 9S            | 22   | 31:32.70 | 1 Lap  | 81.90 | 1:23.62     | 9 84.27  |
| 8  | 13 | SRB | David HUGHES    | Crossle 9S            | 21   | 30:14.62 | 2 Laps | 81.54 | 1:23.13     | 20 84.76 |
| 9  | 59 | SRC | Richard ABELS   | Jaguar E Type         | 21   | 30:34.50 | 2 Laps | 80.66 | 1:25.76     | 6 82.16  |
| 10 | 17 | SRC | David STAFFORD  | Ginetta G12           | 21   | 30:35.55 | 2 Laps | 80.61 | 1:25.36     | 15 82.55 |
| 11 | 81 | SRC | Tim FALCE       | Jaguar D Type         | 21   | 31:04.00 | 2 Laps | 79.38 | 1:26.50     | 4 81.46  |
| 12 | 73 | SRC | Tim BURNETT     | Jaguar D Type         | 21   | 31:07.91 | 2 Laps | 79.22 | 1:26.50     | 21 81.46 |
| 13 | 35 | SRB | John DICKSON    | RAM Cobra             | 20   | 30:19.40 | 3 Laps | 77.46 | 1:22.20     | 19 85.72 |
| 14 | 58 | SRC | Jerry KNIGHT    | Jaguar D Type Replica | 20   | 31:00.50 | 3 Laps | 75.75 | 1:31.09     | 17 77.36 |

#### Not-Classified

|    |     |               |            |    |          |     |       |         |         |
|----|-----|---------------|------------|----|----------|-----|-------|---------|---------|
| 0  | SRA | Mark JORDAN   | RAM Cobra  | 19 | 25:29.14 | DNF | 87.55 | 1:18.28 | 3 90.01 |
| 71 | SRC | Andrew TODD   | Crossle 9S | 7  | 10:16.91 | DNF | 79.95 | 1:24.75 | 7 83.14 |
| 37 | SRB | Mike WALKER   | Crossle 9S | 6  | 8:43.25  | DNF | 80.80 | 1:23.96 | 5 83.92 |
| 29 | SRD | John SUCKLING | Taydec Mk2 | 5  | 8:19.04  | DNF | 70.60 | 1:29.48 | 2 78.75 |

#### Fastest Lap

|    |     |                 |              |  |  |  |         |          |
|----|-----|-----------------|--------------|--|--|--|---------|----------|
| 26 | SRA | Clinton DORRELL | Cobra GD 427 |  |  |  | 1:17.43 | 15 91.00 |
| 80 | SRB | Garry WILSON    | Crossle 9S   |  |  |  | 1:20.35 | 21 87.69 |
| 71 | SRC | Andrew TODD     | Crossle 9S   |  |  |  | 1:24.75 | 7 83.14  |
| 29 | SRD | John SUCKLING   | Taydec Mk2   |  |  |  | 1:29.48 | 2 78.75  |

Weather / Track: Bright / Dry

Start Time : 13:54

Donington Park


25 Mar 07 14:27

|  |               |   |
|--|---------------|---|
| Clerk of Course :<br> | Time Issued : | Chief Timekeeper : Terry Stevens<br> |
|--|---------------|---|

THESE RESULTS REMAIN PROVISIONAL FOR A MINIMUM OF 30 MINUTES FROM THE TIME OF ISSUE

Results produced on HS Sports Timing and Results Systems. Results online at [www.750MC.co.uk](http://www.750MC.co.uk)





## Demon Tweeks / Yokohama Hot Hatch inc Stock Hatch

### Provisional Results - Race 3

| Pl | No  | Cl  | Name              | Car                | Laps | Time     | Behind  | MPH   | Best Lap on | MPH      |
|----|-----|-----|-------------------|--------------------|------|----------|---------|-------|-------------|----------|
| 1  | 64  | HHH | Tony DOLLEY       | Peugeot 206 GTi    | 11   | 15:04.18 |         | 85.72 | 1:20.46     | 3 87.57  |
| 2  | 63  | HHH | Brian COX         | Peugeot 206 GTi    | 11   | 15:07.95 | 3.77    | 85.37 | 1:20.88     | 10 87.12 |
| 3  | 98  | HHH | Mark WYATT        | Vauxhall Astra     | 11   | 15:14.74 | 10.56   | 84.73 | 1:21.81     | 11 86.13 |
| 4  | 6   | HHH | Andy ROBINSON     | Peugeot 306        | 11   | 15:16.52 | 12.34   | 84.57 | 1:21.39     | 5 86.57  |
| 5  | 65  | HHH | Ilsa COX          | Peugeot 206 GTi    | 11   | 15:26.50 | 22.32   | 83.66 | 1:21.99     | 4 85.94  |
| 6  | 22  | HHH | Mike GRAHAM       | Honda Integra R    | 11   | 15:28.40 | 24.22   | 83.49 | 1:22.91     | 6 84.99  |
| 7  | 25  | HHH | Julian LONG       | Peugeot 306 GTi    | 11   | 15:28.87 | 24.69   | 83.44 | 1:22.67     | 6 85.23  |
| 8  | 97  | HHB | Andy McLENNAN     | Suzuki Swift GTi   | 11   | 15:37.56 | 33.38   | 82.67 | 1:23.33     | 4 84.56  |
| 9  | 31  | HHB | Lewis WILLIAMS    | Ford Fiesta XR2    | 11   | 15:45.90 | 41.72   | 81.94 | 1:24.27     | 3 83.62  |
| 10 | 95  | HHB | Phil SMITH        | Vauxhall Nova GSi  | 11   | 15:57.35 | 53.17   | 80.96 | 1:24.38     | 10 83.51 |
| 11 | 45  | HHB | Paul WEST         | Peugeot 106 GTi    | 11   | 16:03.19 | 59.01   | 80.47 | 1:26.15     | 8 81.79  |
| 12 | 21  | HHH | Tracy MORRIS      | MG ZR              | 11   | 16:20.47 | 1:16.29 | 79.05 | 1:27.14     | 5 80.86  |
| 13 | 88  | HSH | Matt WISHER       | Peugeot 106 XSi    | 10   | 15:05.07 | 1 Lap   | 77.85 | 1:28.57     | 6 79.56  |
| 14 | 96  | HHH | Matt HOWARTH      | Vauxhall Astra GSi | 10   | 15:07.49 | 1 Lap   | 77.65 | 1:26.91     | 8 81.08  |
| 15 | 8   | HSH | William HORNSEY   | Peugeot 106 Rallye | 10   | 15:13.33 | 1 Lap   | 77.15 | 1:30.03     | 10 78.27 |
| 16 | 66  | HHB | Kevin PULLAN      | Honda CRX          | 10   | 15:36.84 | 1 Lap   | 75.21 | 1:31.51     | 4 77.00  |
| 17 | 112 | HSH | Andrew THORPE     | Peugeot 106 XSi    | 10   | 15:38.89 | 1 Lap   | 75.05 | 1:31.35     | 4 77.13  |
| 18 | 5   | HSH | Graham MULHOLLAND | Citroen Saxo VTR   | 10   | 15:39.13 | 1 Lap   | 75.03 | 1:30.93     | 10 77.49 |
| 19 | 43  | HSH | Martin CAYZER     | Ford Fiesta XR2    | 10   | 15:50.96 | 1 Lap   | 74.10 | 1:32.79     | 6 75.94  |
| 20 | 33  | HSH | Paul COULAM       | Ford Fiesta XR2    | 10   | 15:57.06 | 1 Lap   | 73.62 | 1:33.40     | 5 75.44  |
| 21 | 32  | HSH | Nigel HUNT        | Ford Fiesta XR2i   | 10   | 16:01.84 | 1 Lap   | 73.26 | 1:33.30     | 9 75.52  |
| 22 | 27  | HSH | Craig EMMERSON    | Vauxhall Nova GTE  | 10   | 16:02.91 | 1 Lap   | 73.18 | 1:33.16     | 4 75.64  |
| 23 | 1   | HSH | Carl SWAN         | Citroen Saxo VTR   | 10   | 16:06.82 | 1 Lap   | 72.88 | 1:33.56     | 10 75.31 |
| 24 | 23  | HSH | Jamie GOLBY       | Ford Fiesta XR2i   | 10   | 16:15.35 | 1 Lap   | 72.24 | 1:35.21     | 5 74.01  |
| 25 | 114 | HSH | Colin THORPE      | Ford Fiesta XR2    | 10   | 16:16.20 | 1 Lap   | 72.18 | 1:35.39     | 9 73.87  |
| 26 | 7   | HSH | George ROBINSON   | Peugeot 205 GTi    | 10   | 16:24.31 | 1 Lap   | 71.59 | 1:36.09     | 4 73.33  |
| 27 | 91  | HSH | Andrew ARBER      | Ford Fiesta XR2    | 10   | 16:24.95 | 1 Lap   | 71.54 | 1:36.02     | 9 73.38  |

#### Not-Classified

|    |     |             |                      |   |          |     |       |         |         |
|----|-----|-------------|----------------------|---|----------|-----|-------|---------|---------|
| 2  | HHH | Andrew NEAL | Honda Integra Type R | 9 | 12:46.94 | DNF | 82.69 | 1:22.49 | 3 85.42 |
| 30 | HHB | Mark WEBBER | Citroen Saxo VTR     | 6 | 9:09.45  | DNF | 76.95 | 1:27.84 | 3 80.22 |
| 9  | HHH | Mike WEBB   | Ford Focus ST170     | 5 | 7:01.14  | DNF | 83.66 | 1:22.24 | 4 85.68 |

#### Fastest Lap

|    |     |               |                  |  |  |  |         |         |
|----|-----|---------------|------------------|--|--|--|---------|---------|
| 64 | HHH | Tony DOLLEY   | Peugeot 206 GTi  |  |  |  | 1:20.46 | 3 87.57 |
| 97 | HHB | Andy McLENNAN | Suzuki Swift GTi |  |  |  | 1:23.33 | 4 84.56 |
| 88 | HSH | Matt WISHER   | Peugeot 106 XSi  |  |  |  | 1:28.57 | 6 79.56 |

Weather / Track: Bright / Dry

Start Time : 14:36


Donington Park

25 Mar 07 14:56

|  |               |   |
|--|---------------|---|
| Clerk of Course :<br> | Time Issued : | Chief Timekeeper : Terry Stevens<br> |
|--|---------------|---|

THESE RESULTS REMAIN PROVISIONAL FOR A MINIMUM OF 30 MINUTES FROM THE TIME OF ISSUE

Results produced on HS Sports Timing and Results Systems. Results online at [www.750MC.co.uk](http://www.750MC.co.uk)



## 750 Motor Club Locost

### Provisional Results - Race 4 - Heat

| Pl | No | Cl | Name                 | Car    | Laps | Time     | Behind  | MPH   | Best Lap on | MPH     |
|----|----|----|----------------------|--------|------|----------|---------|-------|-------------|---------|
| 1  | 17 | LC | Ed PITHER            | Locost | 7    | 10:48.55 |         | 76.05 | 1:30.33     | 4 78.01 |
| 2  | 6  | LC | Aaron BAILEY         | Locost | 7    | 10:49.58 | 1.03    | 75.93 | 1:30.36     | 7 77.98 |
| 3  | 4  | LC | Brian MITCHAM        | Locost | 7    | 10:54.34 | 5.79    | 75.38 | 1:30.81     | 6 77.59 |
| 4  | 41 | LC | Brett TOWNSEND       | Locost | 7    | 10:55.75 | 7.20    | 75.22 | 1:31.44     | 4 77.06 |
| 5  | 11 | LC | Richard JENKINS      | Locost | 7    | 10:59.53 | 10.98   | 74.79 | 1:31.62     | 7 76.91 |
| 6  | 77 | LC | James PINKERTON      | Locost | 7    | 11:01.04 | 12.49   | 74.62 | 1:32.47     | 7 76.20 |
| 7  | 46 | LC | Kevin LUCAS          | Locost | 7    | 11:01.28 | 12.73   | 74.59 | 1:31.85     | 7 76.72 |
| 8  | 71 | LC | Victoria PICKLES     | Locost | 7    | 11:01.76 | 13.21   | 74.53 | 1:31.52     | 7 76.99 |
| 9  | 30 | LC | Lynfel OWEN          | Locost | 7    | 11:03.93 | 15.38   | 74.29 | 1:32.76     | 7 75.96 |
| 10 | 1  | LC | Declan McDONNELL     | Locost | 7    | 11:10.82 | 22.27   | 73.53 | 1:31.75     | 7 76.80 |
| 11 | 69 | LC | Spencer LYON         | Locost | 7    | 11:11.79 | 23.24   | 73.42 | 1:31.17     | 5 77.29 |
| 12 | 83 | LC | Paul PRESGRAVES      | Locost | 7    | 11:12.17 | 23.62   | 73.38 | 1:32.27     | 5 76.37 |
| 13 | 21 | LC | Jason GIBBONS        | Locost | 7    | 11:27.74 | 39.19   | 71.72 | 1:33.25     | 2 75.56 |
| 14 | 13 | LC | Matt CHERRINGTON     | Locost | 7    | 11:29.22 | 40.67   | 71.56 | 1:33.58     | 7 75.30 |
| 15 | 37 | LC | Robert SIBBONS       | Locost | 7    | 11:29.31 | 40.76   | 71.56 | 1:34.00     | 7 74.96 |
| 16 | 57 | LC | Mike LEAR            | Locost | 7    | 11:30.15 | 41.60   | 71.47 | 1:34.86     | 4 74.28 |
| 17 | 52 | LC | Michael COOMBER      | Locost | 7    | 11:32.74 | 44.19   | 71.20 | 1:31.48     | 7 77.03 |
| 18 | 44 | LC | Gary PARKES          | Locost | 7    | 11:36.67 | 48.12   | 70.80 | 1:36.54     | 5 72.99 |
| 19 | 58 | LC | Jane DARKE           | Locost | 7    | 12:00.02 | 1:11.47 | 68.50 | 1:39.99     | 7 70.47 |
| 20 | 32 | LC | Chris SHEERIN        | Locost | 7    | 12:02.63 | 1:14.08 | 68.26 | 1:39.89     | 7 70.54 |
| 21 | 51 | LC | Alastair ECCLESFIELD | Locost | 7    | 12:19.62 | 1:31.07 | 66.69 | 1:39.16     | 7 71.06 |

#### Not-Classified

|    |    |                  |        |   |          |         |       |         |         |
|----|----|------------------|--------|---|----------|---------|-------|---------|---------|
| 23 | LC | Robert MIDDLETON | Locost | 6 | 10:21.39 | DNF     | 68.04 | 1:37.36 | 5 72.37 |
| 47 | LC | Robert PALIN     | Locost | 3 | 5:17.84  | DNF     | 66.51 | 1:37.64 | 2 72.17 |
| 36 | LC | Mark GLOVER      | Locost | 2 | 3:13.38  | DNF     | 72.87 | 1:32.99 | 2 75.77 |
| 74 | LC | Garry BRANDON    | Locost | 1 | 1:39.85  | DNF     | 70.57 |         | 0 0.00  |
| 53 | LC | Mark GOGLE       | Locost | 0 |          | Starter | 0.00  |         |         |

#### Non-Starters

|    |    |                 |        |
|----|----|-----------------|--------|
| 31 | LC | Samir ABID      | Locost |
| 34 | LC | Sam BROUGH      | Locost |
| 49 | LC | Richard GREEN   | Locost |
| 54 | LC | David MORROW    | Locost |
| 59 | LC | Carl PICKERING  | Locost |
| 63 | LC | Craig TURNER    | Locost |
| 73 | LC | Mark WHITE      | Locost |
| 78 | LC | Richard PEARSON | Locost |
| 81 | LC | James KMIECIAK  | Locost |
| 85 | LC | James O'DONNELL | Locost |

#### Fastest Lap

|    |    |           |        |         |   |       |
|----|----|-----------|--------|---------|---|-------|
| 17 | LC | Ed PITHER | Locost | 1:30.33 | 4 | 78.01 |
|----|----|-----------|--------|---------|---|-------|

No 52 includes 10 second penalty for careless driving

Weather / Track: Bright / Dry

Start Time : 15:24


Donington Park

25 Mar 07 16:11

|                                       |               |   |
|---------------------------------------|---------------|---|
| Clerk of Course :<br><i>JRE</i> 16-21 | Time Issued : | Chief Timekeeper: Terry Stevens<br><i>[Signature]</i> |
|---------------------------------------|---------------|---|

THESE RESULTS REMAIN PROVISIONAL FOR A MINIMUM OF 30 MINUTES FROM THE TIME OF ISSUE

Results produced on HS Sports Timing and Results Systems. Results online at [www.750MC.co.uk](http://www.750MC.co.uk)



## 750 Motor Club Kit Cars

### Provisional Results - Race 5

| Pl | No | Cl  | Name             | Car                   | Laps | Time     | Behind  | MPH   | Best Lap on | MPH      |
|----|----|-----|------------------|-----------------------|------|----------|---------|-------|-------------|----------|
| 1  | 1  | KCB | Andy HILEY       | Taydec Mk2            | 11   | 15:02.72 |         | 85.86 | 1:21.01     | 6 86.98  |
| 2  | 31 | KCB | Jim GOODWIN      | Sylva Phoenix         | 11   | 15:06.45 | 3.73    | 85.51 | 1:21.17     | 7 86.81  |
| 3  | 11 | KCB | Mark CONROY      | Raw Striker           | 11   | 15:07.69 | 4.97    | 85.39 | 1:20.99     | 8 87.00  |
| 4  | 60 | KCA | Charles STERLING | Dax Rush              | 11   | 15:13.92 | 11.20   | 84.81 | 1:21.50     | 7 86.46  |
| 5  | 13 | KCA | Paul BOYD        | Sylva Strijer         | 11   | 15:14.36 | 11.64   | 84.77 | 1:20.73     | 7 87.28  |
| 6  | 62 | KCA | Nic SCOTT        | Sylva Striker Mk2     | 11   | 15:14.83 | 12.11   | 84.73 | 1:20.89     | 11 87.11 |
| 7  | 25 | KCB | Darryl BECKWITH  | Procomp LA Gold       | 11   | 15:18.04 | 15.32   | 84.43 | 1:22.06     | 7 85.87  |
| 8  | 23 | KCB | Paul HARVEY      | Stuart Taylor Phoenix | 11   | 15:26.89 | 24.17   | 83.62 | 1:22.96     | 8 84.94  |
| 9  | 86 | KCB | Stephen BELL     | Sylva Striker         | 11   | 15:27.05 | 24.33   | 83.61 | 1:22.78     | 9 85.12  |
| 10 | 12 | KCB | Steve OWEN       | Sylva Clubman         | 11   | 15:27.48 | 24.76   | 83.57 | 1:21.92     | 11 86.01 |
| 11 | 82 | KCB | Rob JOHNSTON     | Cyana MX500R          | 11   | 15:28.21 | 25.49   | 83.50 | 1:22.26     | 11 85.66 |
| 12 | 51 | KCB | Brian SMITH      | Sylva Striker         | 11   | 15:35.01 | 32.29   | 82.90 | 1:23.20     | 4 84.69  |
| 13 | 32 | KCB | Paul COOPER      | Sylva Striker         | 11   | 15:35.44 | 32.72   | 82.86 | 1:23.70     | 8 84.18  |
| 14 | 75 | KCA | Matthew LEWIS    | MNR Vortex            | 11   | 15:36.75 | 34.03   | 82.74 | 1:23.25     | 8 84.64  |
| 15 | 39 | KCB | Chris SCOPES     | Procomp LA Gold       | 11   | 15:37.02 | 34.30   | 82.72 | 1:23.19     | 8 84.70  |
| 16 | 20 | KCB | Nigel BROWN      | Sylva Phoenix         | 11   | 16:06.52 | 1:03.80 | 80.19 | 1:25.47     | 4 82.44  |
| 17 | 61 | KCB | Anton LANDON     | Westfield SE          | 11   | 16:18.87 | 1:16.15 | 79.18 | 1:26.89     | 3 81.09  |
| 18 | 27 | KCA | Dave ROBERTS     | Sylva Striker         | 8    | 15:02.73 | 3 Laps  | 62.44 | 1:49.90     | 2 64.12  |

#### Not-Classified

|   |     |               |             |   |         |     |       |         |   |       |
|---|-----|---------------|-------------|---|---------|-----|-------|---------|---|-------|
| 3 | KCA | Gary GOODYEAR | Raw Striker | 6 | 8:45.96 | DNF | 80.38 | 1:22.39 | 3 | 85.52 |
|---|-----|---------------|-------------|---|---------|-----|-------|---------|---|-------|

#### Non-Starters

|    |     |                         |                   |
|----|-----|-------------------------|-------------------|
| 24 | KCA | Steve EDWARDS           | Sylva Striker Mk2 |
| 63 | KCA | Andrew ARBER            | Procomp LA Gold   |
| 71 | KCA | Mark ALEXANDER-WILLIAMS | Sylva Phoenix     |

#### Fastest Lap

|    |     |             |               |         |   |       |
|----|-----|-------------|---------------|---------|---|-------|
| 13 | KCA | Paul BOYD   | Sylva Strijer | 1:20.73 | 7 | 87.28 |
| 11 | KCB | Mark CONROY | Raw Striker   | 1:20.99 | 8 | 87.00 |

Weather / Track: Bright / Dry

Start Time : 15:45

Donington Park

25 Mar 07 16:02

|  |               |   |
|--|---------------|---|
| Clerk of Course :<br> 16:08 | Time Issued : | Chief Timekeeper : Terry Stevens<br> |
|--|---------------|---|

THESE RESULTS REMAIN PROVISIONAL FOR A MINIMUM OF 30 MINUTES FROM THE TIME OF ISSUE

Results produced on HS Sports Timing and Results Systems. Results online at [www.750MC.co.uk](http://www.750MC.co.uk)



## MDS Battery RGB

### Provisional Results - Race 6

| Pl | No | Cl  | Name             | Car                   | Laps | Time     | Behind  | MPH   | Best Lap on | MPH      |
|----|----|-----|------------------|-----------------------|------|----------|---------|-------|-------------|----------|
| 1  | 75 | BEA | Gordon GRIFFIN   | T5 Mission            | 16   | 20:33.41 |         | 91.41 | 1:14.90     | 11 94.08 |
| 2  | 52 | BEA | Rob BALDWIN      | BDN S2                | 16   | 20:33.66 | 0.25    | 91.39 | 1:15.62     | 11 93.18 |
| 3  | 15 | BEA | James JOHNSON    | Fisher Fury           | 16   | 21:27.94 | 54.53   | 87.54 | 1:18.59     | 12 89.66 |
| 4  | 4  | BEC | Derek JONES      | Fisher Fury           | 16   | 21:37.64 | 1:04.23 | 86.88 | 1:19.40     | 3 88.74  |
| 5  | 99 | BEA | Steve ROBINSON   | Genesis RR06          | 16   | 21:57.10 | 1:23.69 | 85.60 | 1:20.71     | 2 87.30  |
| 6  | 12 | BEC | Mike ATKINSON    | Stuart Taylor Phasar  | 15   | 20:36.19 | 1 Lap   | 85.50 | 1:19.99     | 13 88.09 |
| 7  | 16 | BEC | Matt ROWE        | Fisher Fury           | 15   | 20:45.08 | 1 Lap   | 84.89 | 1:20.90     | 10 87.10 |
| 8  | 33 | BEC | Alastair BOULTON | Stuart Taylor Phoenix | 15   | 20:47.49 | 1 Lap   | 84.73 | 1:20.55     | 5 87.48  |
| 9  | 39 | BEC | Marc NORTON      | MNR Vortex            | 15   | 20:52.26 | 1 Lap   | 84.40 | 1:21.64     | 4 86.31  |
| 10 | 50 | BEC | Tim HOVERD       | Fisher Fury           | 15   | 20:53.78 | 1 Lap   | 84.30 | 1:21.13     | 13 86.85 |
| 11 | 36 | BEC | Henry CARR       | Fisher Fury           | 15   | 21:00.95 | 1 Lap   | 83.82 | 1:21.65     | 12 86.30 |
| 12 | 13 | BEC | David WALE       | Fisher Fury Fireblade | 15   | 21:01.75 | 1 Lap   | 83.77 | 1:21.66     | 7 86.29  |
| 13 | 34 | BEB | Colin DUCE       | Fisher Fury           | 15   | 21:03.05 | 1 Lap   | 83.68 | 1:19.41     | 12 88.73 |
| 14 | 63 | BEC | Colin CHAPMAN    | Fisher Fury           | 15   | 21:03.40 | 1 Lap   | 83.66 | 1:21.84     | 12 86.10 |
| 15 | 59 | BEC | Pete ROPE        | STM Phoenix           | 15   | 21:38.30 | 1 Lap   | 81.41 | 1:23.34     | 12 84.55 |
| 16 | 40 | BEC | Simon MAYNE      | Fisher Fury           | 15   | 21:39.41 | 1 Lap   | 81.34 | 1:23.48     | 8 84.41  |
| 17 | 27 | BEC | Robert GRANT     | Raw Striker           | 15   | 21:46.67 | 1 Lap   | 80.89 | 1:23.98     | 14 83.90 |
| 18 | 61 | BEA | Mike ALLEN       | Tiger MAE             | 15   | 21:47.19 | 1 Lap   | 80.86 | 1:25.00     | 12 82.90 |
| 19 | 44 | BEC | Judi DERISLEY    | Fisher Fury           | 14   | 20:38.49 | 2 Laps  | 79.65 | 1:25.91     | 12 82.02 |
| 20 | 28 | BEA | Julius BATES     | Aeon Blaze            | 14   | 21:35.76 | 2 Laps  | 76.13 | 1:28.10     | 13 79.98 |
| 21 | 24 | BEA | Dick ADAMS       | Westfield             | 14   | 21:50.73 | 2 Laps  | 75.26 | 1:29.18     | 2 79.01  |
| 22 | 23 | BEC | Garry FRANKS     | MNR Vortex RT+        | 12   | 20:53.78 | 4 Laps  | 67.44 | 1:40.71     | 10 69.97 |

#### Not-Classified

|    |     |                 |                       |    |          |         |       |         |          |
|----|-----|-----------------|-----------------------|----|----------|---------|-------|---------|----------|
| 14 | BEA | Doug CARTER     | Genesis Evo           | 14 | 19:11.11 | DNF     | 85.70 | 1:18.91 | 14 89.30 |
| 8  | BEB | Paul ROGERS     | Stuart Taylor Phoenix | 7  | 9:36.20  | DNF     | 85.60 | 1:20.33 | 5 87.72  |
| 9  | BEC | John CUTMORE    | Westfield Megablade   | 7  | 9:36.57  | DNF     | 85.55 | 1:20.08 | 5 87.99  |
| 26 | BEB | Paul HAYNES     | STM Phasar            | 1  | 1:29.17  | DNF     | 79.02 |         | 0 0.00   |
| 21 | BEC | Aaron WRIGHT    | Fisher Fury           | 1  | 1:35.41  | DNF     | 73.85 |         | 0 0.00   |
| 46 | BEA | Buzz BILLSBERRY | Genesis Evo           | 0  |          | Starter | 0.00  |         |          |

#### Non-Starters

|   |     |          |                       |
|---|-----|----------|-----------------------|
| 2 | BEB | Tim GRAY | Stuart Taylor Phoenix |
|---|-----|----------|-----------------------|

#### Fastest Lap

|    |     |                |             |         |          |
|----|-----|----------------|-------------|---------|----------|
| 75 | BEA | Gordon GRIFFIN | T5 Mission  | 1:14.90 | 11 94.08 |
| 4  | BEC | Derek JONES    | Fisher Fury | 1:19.40 | 3 88.74  |
| 34 | BEB | Colin DUCE     | Fisher Fury | 1:19.41 | 12 88.73 |

Weather / Track: Bright / Dry

Start Time : 16:09


Donington Park

25 Mar 07 16:32

|  |               |   |
|--|---------------|---|
| Clerk of Course :<br> 17.34 | Time Issued : | Chief Timekeeper : Terry Stevens<br> |
|--|---------------|---|

THESE RESULTS REMAIN PROVISIONAL FOR A MINIMUM OF 30 MINUTES FROM THE TIME OF ISSUE

Results produced on HS Sports Timing and Results Systems. Results online at [www.750MC.co.uk](http://www.750MC.co.uk)



## 750 Motor Club SAXMAX

### Provisional Results - Race 7

| Pl | No | Cl  | Name                 | Car              | Laps | Time     | Behind  | MPH   | Best Lap on | MPH     |
|----|----|-----|----------------------|------------------|------|----------|---------|-------|-------------|---------|
| 1  | 22 | SAX | Sam SCHOFIELD        | Citroen Saxo VTR | 6    | 9:13.09  |         | 76.44 | 1:30.96     | 3 77.47 |
| 2  | 7  | SAX | Leyton CLARKE        | Citroen Saxo VTR | 6    | 9:13.77  | 0.68    | 76.35 | 1:31.18     | 5 77.28 |
| 3  | 27 | SAX | Aaron WILLIAMSON     | Citroen Saxo VTR | 6    | 9:14.07  | 0.98    | 76.30 | 1:31.12     | 3 77.33 |
| 4  | 25 | SAX | James COLBURN        | Citroen Saxo VTR | 6    | 9:18.42  | 5.33    | 75.71 | 1:31.47     | 2 77.03 |
| 5  | 99 | SAX | Chrissy PALMER       | Citroen Saxo VTR | 6    | 9:18.79  | 5.70    | 75.66 | 1:31.39     | 3 77.10 |
| 6  | 6  | SAX | Cassey WATSON        | Citroen Saxo VTR | 6    | 9:19.71  | 6.62    | 75.53 | 1:31.35     | 3 77.13 |
| 7  | 24 | SAX | James ROOKER-EDWARDS | Citroen Saxo VTR | 6    | 9:23.68  | 10.59   | 75.00 | 1:31.59     | 3 76.93 |
| 8  | 34 | SAX | Joe FERGUSON         | Citroen Saxo VTR | 6    | 9:26.80  | 13.71   | 74.59 | 1:32.74     | 5 75.98 |
| 9  | 4  | SAX | Andrew TIBBS         | Citroen Saxo VTR | 6    | 9:31.86  | 18.77   | 73.93 | 1:31.93     | 4 76.65 |
| 10 | 5  | SAX | Jake FARNDON         | Citroen Saxo VTR | 6    | 9:32.77  | 19.68   | 73.81 | 1:33.68     | 2 75.22 |
| 11 | 8  | SAX | Tommy DAVISON        | Citroen Saxo VTR | 6    | 9:32.84  | 19.75   | 73.80 | 1:33.00     | 6 75.77 |
| 12 | 45 | SAX | David RATCLIFF       | Citroen Saxo VTR | 6    | 9:34.80  | 21.71   | 73.55 | 1:33.47     | 5 75.39 |
| 13 | 9  | SAX | Sam WALMSLEY         | Citroen Saxo VTR | 6    | 9:37.19  | 24.10   | 73.25 | 1:33.77     | 5 75.14 |
| 14 | 21 | SAX | Josh COOK            | Citroen Saxo VTR | 6    | 9:40.09  | 27.00   | 72.88 | 1:33.55     | 6 75.32 |
| 15 | 18 | SAX | Nina Jo ATKINSON     | Citroen Saxo VTR | 6    | 9:41.89  | 28.80   | 72.66 | 1:34.07     | 6 74.90 |
| 16 | 44 | SAX | Abbie EATON          | Citroen Saxo VTR | 6    | 9:42.45  | 29.36   | 72.59 | 1:34.04     | 6 74.93 |
| 17 | 23 | SAX | Jamie BROWN          | Citroen Saxo VTR | 6    | 9:45.24  | 32.15   | 72.24 | 1:34.24     | 3 74.77 |
| 18 | 39 | SAX | Joe GRINSELL         | Citroen Saxo VTR | 6    | 10:40.22 | 1:27.13 | 66.04 | 1:35.78     | 6 73.57 |

#### Not-Classified

|    |     |                  |                  |   |          |     |       |         |   |       |
|----|-----|------------------|------------------|---|----------|-----|-------|---------|---|-------|
| 77 | SAX | Declan ARMSTRONG | Citroen Saxo VTR | 3 | 10:22.43 | NCF | 33.96 | 1:36.66 | 3 | 72.90 |
| 26 | SAX | Henry PICKERING  | Citroen Saxo VTR | 1 | 2:52.11  | DNF | 40.94 |         | 0 | 0.00  |

#### Fastest Lap

|    |     |               |                  |  |  |  |  |         |   |       |
|----|-----|---------------|------------------|--|--|--|--|---------|---|-------|
| 22 | SAX | Sam SCHOFIELD | Citroen Saxo VTR |  |  |  |  | 1:30.96 | 3 | 77.47 |
|----|-----|---------------|------------------|--|--|--|--|---------|---|-------|

Red flag at 10m 46s when leader had completed 7 laps. Result declared on 6 laps.

Weather / Track: Bright / Dry

Start Time : 16:41

Donington Park

25 Mar 07 16:59

Clerk of Course :

Time Issued :

Chief Timekeeper : Terry Stevens

THESE RESULTS REMAIN PROVISIONAL FOR A MINIMUM OF 30 MINUTES FROM THE TIME OF ISSUE

Results produced on HS Sports Timing and Results Systems. Results online at [www.750MC.co.uk](http://www.750MC.co.uk)



## Demon Tweeks / Yokohama Hot Hatch inc Stock Hatch

### Provisional Results - Race 8

| Pl | No  | Cl  | Name              | Car                | Laps | Time     | Behind  | MPH   | Best Lap on | MPH      |
|----|-----|-----|-------------------|--------------------|------|----------|---------|-------|-------------|----------|
| 1  | 64  | HHA | Tony DOLLEY       | Peugeot 206 GTi    | 11   | 15:08.90 |         | 85.28 | 1:20.81     | 4 87.20  |
| 2  | 65  | HHA | Ilsa COX          | Peugeot 206 GTi    | 11   | 15:22.23 | 13.33   | 84.05 | 1:21.99     | 5 85.94  |
| 3  | 98  | HHA | Mark WYATT        | Vauxhall Astra     | 11   | 15:23.66 | 14.76   | 83.92 | 1:21.15     | 11 86.83 |
| 4  | 63  | HHA | Brian COX         | Peugeot 206 GTi    | 11   | 15:25.12 | 16.22   | 83.78 | 1:20.51     | 6 87.52  |
| 5  | 25  | HHA | Julian LONG       | Peugeot 306 GTi    | 11   | 15:31.71 | 22.81   | 83.19 | 1:22.41     | 7 85.50  |
| 6  | 95  | HHB | Phil SMITH        | Vauxhall Nova GSi  | 11   | 15:41.60 | 32.70   | 82.32 | 1:23.20     | 7 84.69  |
| 7  | 97  | HHB | Andy McLENNAN     | Suzuki Swift GTi   | 11   | 15:44.57 | 35.67   | 82.06 | 1:23.76     | 5 84.12  |
| 8  | 31  | HHB | Lewis WILLIAMS    | Ford Fiesta XR2    | 11   | 15:49.21 | 40.31   | 81.66 | 1:24.65     | 7 83.24  |
| 9  | 45  | HHB | Paul WEST         | Peugeot 106 GTi    | 11   | 15:58.62 | 49.72   | 80.85 | 1:25.28     | 5 82.63  |
| 10 | 96  | HHA | Matt HOWARTH      | Vauxhall Astra GSi | 11   | 16:27.16 | 1:18.26 | 78.52 | 1:26.71     | 5 81.26  |
| 11 | 88  | HSH | Matt WISHER       | Peugeot 106 XSi    | 11   | 16:31.88 | 1:22.98 | 78.14 | 1:27.63     | 10 80.41 |
| 12 | 21  | HHA | Tracy MORRIS      | MG ZR              | 10   | 15:09.79 | 1 Lap   | 77.45 | 1:26.51     | 8 81.45  |
| 13 | 8   | HSH | William HORNSEY   | Peugeot 106 Rallye | 10   | 15:17.23 | 1 Lap   | 76.82 | 1:29.52     | 5 78.71  |
| 14 | 112 | HSH | Andrew THORPE     | Peugeot 106 XSi    | 10   | 15:27.91 | 1 Lap   | 75.94 | 1:30.55     | 4 77.82  |
| 15 | 66  | HHB | Kevin PULLAN      | Honda CRX          | 10   | 15:34.59 | 1 Lap   | 75.39 | 1:30.82     | 3 77.59  |
| 16 | 5   | HSH | Graham MULHOLLAND | Citroen Saxo VTR   | 10   | 15:36.15 | 1 Lap   | 75.27 | 1:31.86     | 5 76.71  |
| 17 | 1   | HSH | Carl SWAN         | Citroen Saxo VTR   | 10   | 15:51.73 | 1 Lap   | 74.04 | 1:33.50     | 6 75.36  |
| 18 | 27  | HSH | Craig EMMERSON    | Vauxhall Nova GTE  | 10   | 15:53.41 | 1 Lap   | 73.91 | 1:32.59     | 6 76.10  |
| 19 | 33  | HSH | Paul COULAM       | Ford Fiesta XR2    | 10   | 15:53.94 | 1 Lap   | 73.87 | 1:33.10     | 10 75.69 |
| 20 | 43  | HSH | Martin CAYZER     | Ford Fiesta XR2    | 10   | 16:03.04 | 1 Lap   | 73.17 | 1:31.70     | 2 76.84  |
| 21 | 32  | HSH | Nigel HUNT        | Ford Fiesta XR2i   | 10   | 16:04.14 | 1 Lap   | 73.08 | 1:33.06     | 3 75.72  |
| 22 | 7   | HSH | George ROBINSON   | Peugeot 205 GTi    | 10   | 16:04.90 | 1 Lap   | 73.03 | 1:31.98     | 9 76.61  |
| 23 | 91  | HSH | Andrew ARBER      | Ford Fiesta XR2    | 10   | 16:18.92 | 1 Lap   | 71.98 | 1:35.22     | 7 74.00  |
| 24 | 23  | HSH | Jamie GOLBY       | Ford Fiesta XR2i   | 10   | 16:20.96 | 1 Lap   | 71.83 | 1:34.04     | 10 74.93 |
| 25 | 114 | HSH | Colin THORPE      | Ford Fiesta XR2    | 10   | 16:22.88 | 1 Lap   | 71.69 | 1:34.76     | 10 74.36 |

#### Not-Classified

|    |     |               |                      |   |         |     |       |         |         |
|----|-----|---------------|----------------------|---|---------|-----|-------|---------|---------|
| 6  | HHA | Andy ROBINSON | Peugeot 306          | 7 | 9:39.87 | DNF | 85.06 | 1:21.12 | 4 86.86 |
| 2  | HHA | Andrew NEAL   | Honda Integra Type R | 7 | 9:51.40 | DNF | 83.40 | 1:21.89 | 4 86.05 |
| 22 | HHA | Mike GRAHAM   | Honda Integra R      | 4 | 5:55.27 | DNF | 79.33 | 1:24.07 | 3 83.81 |

#### Non-Starters

|    |     |             |                  |
|----|-----|-------------|------------------|
| 30 | HHB | Mark WEBBER | Citroen Saxo VTR |
| 9  | HHA | Mike WEBB   | Ford Focus ST170 |

#### Fastest Lap

|    |     |             |                   |         |          |
|----|-----|-------------|-------------------|---------|----------|
| 63 | HHA | Brian COX   | Peugeot 206 GTi   | 1:20.51 | 6 87.52  |
| 95 | HHB | Phil SMITH  | Vauxhall Nova GSi | 1:23.20 | 7 84.69  |
| 88 | HSH | Matt WISHER | Peugeot 106 XSi   | 1:27.63 | 10 80.41 |

Weather / Track: Bright / Dry

Start Time : 17:06


Donington Park

25 Mar 07 17:23

|  |                        |  |
|--|------------------------|--|
| Clerk of Course :<br> | Time Issued :<br>17:33 | Chief Timekeeper :<br>Ferry Stevens<br> |
|--|------------------------|--|

THESE RESULTS REMAIN PROVISIONAL FOR A MINIMUM OF 30 MINUTES FROM THE TIME OF ISSUE

Results produced on HS Sports Timing and Results Systems. Results online at [www.750MC.co.uk](http://www.750MC.co.uk)



## 750 Motor Club Locost

### Provisional Results - Race 9 - Final

| Pl | No | Cl | Name                 | Car    | Laps | Time     | Behind | MPH   | Best Lap on | MPH      |
|----|----|----|----------------------|--------|------|----------|--------|-------|-------------|----------|
| 1  | 6  | LC | Aaron BAILEY         | Locost | 10   | 15:05.43 |        | 77.82 | 1:28.16     | 3 79.93  |
| 2  | 10 | LC | David BARTHOLOMEW    | Locost | 10   | 15:05.97 | 0.54   | 77.78 | 1:28.20     | 6 79.89  |
| 3  | 1  | LC | Declan McDONNELL     | Locost | 10   | 15:10.44 | 5.01   | 77.39 | 1:28.91     | 4 79.25  |
| 4  | 69 | LC | Spencer LYON         | Locost | 10   | 15:10.87 | 5.44   | 77.36 | 1:29.14     | 9 79.05  |
| 5  | 4  | LC | Brian MITCHAM        | Locost | 10   | 15:12.32 | 6.89   | 77.23 | 1:29.17     | 7 79.02  |
| 6  | 9  | LC | Alastair GARRATT     | Locost | 10   | 15:12.96 | 7.53   | 77.18 | 1:29.56     | 5 78.68  |
| 7  | 28 | LC | David BLACK          | Locost | 10   | 15:19.73 | 14.30  | 76.61 | 1:28.53     | 3 79.59  |
| 8  | 41 | LC | Brett TOWNSEND       | Locost | 10   | 15:21.00 | 15.57  | 76.51 | 1:29.65     | 5 78.60  |
| 9  | 43 | LC | Simon WOOD           | Locost | 10   | 15:21.45 | 16.02  | 76.47 | 1:28.23     | 6 79.86  |
| 10 | 11 | LC | Richard JENKINS      | Locost | 10   | 15:21.85 | 16.42  | 76.44 | 1:30.02     | 4 78.27  |
| 11 | 46 | LC | Kevin LUCAS          | Locost | 10   | 15:23.22 | 17.79  | 76.32 | 1:30.69     | 10 77.70 |
| 12 | 31 | LC | Samir ABID           | Locost | 10   | 15:31.21 | 25.78  | 75.67 | 1:30.31     | 9 78.02  |
| 13 | 52 | LC | Michael COOMBER      | Locost | 10   | 15:31.45 | 26.02  | 75.65 | 1:29.89     | 10 78.39 |
| 14 | 74 | LC | Garry BRANDON        | Locost | 10   | 15:31.50 | 26.07  | 75.64 | 1:30.08     | 8 78.22  |
| 15 | 21 | LC | Jason GIBBONS        | Locost | 10   | 15:32.44 | 27.01  | 75.57 | 1:29.85     | 10 78.42 |
| 16 | 71 | LC | Victoria PICKLES     | Locost | 10   | 15:35.86 | 30.43  | 75.29 | 1:30.62     | 6 77.76  |
| 17 | 53 | LC | Mark GOGLE           | Locost | 10   | 15:39.95 | 34.52  | 74.96 | 1:31.41     | 6 77.08  |
| 18 | 83 | LC | Paul PRESGRAVES      | Locost | 10   | 15:42.66 | 37.23  | 74.75 | 1:29.69     | 5 78.56  |
| 19 | 30 | LC | Lynfel OWEN          | Locost | 10   | 15:44.12 | 38.69  | 74.63 | 1:31.00     | 10 77.43 |
| 20 | 47 | LC | Robert PALIN         | Locost | 10   | 15:51.69 | 46.26  | 74.04 | 1:29.88     | 10 78.40 |
| 21 | 57 | LC | Mike LEAR            | Locost | 10   | 15:55.63 | 50.20  | 73.73 | 1:31.03     | 3 77.41  |
| 22 | 49 | LC | Richard GREEN        | Locost | 9    | 15:08.09 | 1 Lap  | 69.84 | 1:37.57     | 3 72.22  |
| 23 | 58 | LC | Jane DARKE           | Locost | 9    | 15:09.38 | 1 Lap  | 69.74 | 1:38.65     | 8 71.43  |
| 24 | 51 | LC | Alastair ECCLESFIELD | Locost | 9    | 15:12.06 | 1 Lap  | 69.53 | 1:37.97     | 2 71.92  |
| 25 | 32 | LC | Chris SHEERIN        | Locost | 9    | 15:12.26 | 1 Lap  | 69.52 | 1:37.63     | 3 72.17  |
| 26 | 23 | LC | Robert MIDDLETON     | Locost | 9    | 15:16.94 | 1 Lap  | 69.16 | 1:34.67     | 9 74.43  |

#### Not-Classified

|    |    |                  |        |   |          |     |       |         |         |
|----|----|------------------|--------|---|----------|-----|-------|---------|---------|
| 13 | LC | Matt CHERRINGTON | Locost | 9 | 14:13.31 | DNF | 74.32 | 1:31.32 | 6 77.16 |
| 78 | LC | Richard PEARSON  | Locost | 8 | 13:32.24 | DNF | 69.40 | 1:37.26 | 8 72.45 |
| 17 | LC | Ed PITHER        | Locost | 7 | 10:38.23 | DNF | 77.28 | 1:28.07 | 3 80.01 |
| 37 | LC | Robert SIBBONS   | Locost | 6 | 9:36.09  | DNF | 73.39 | 1:32.42 | 6 76.24 |
| 3  | LC | Martin GAMBLING  | Locost | 4 | 6:43.18  | DNF | 69.91 | 1:30.48 | 2 77.88 |
| 44 | LC | Gary PARKES      | Locost | 4 | 6:57.43  | DNF | 67.52 | 1:35.65 | 3 73.67 |
| 77 | LC | James PINKERTON  | Locost | 3 | 4:46.02  | DNF | 73.91 | 1:31.09 | 3 77.36 |

#### Non-Starters

|    |    |                 |        |
|----|----|-----------------|--------|
| 36 | LC | Mark GLOVER     | Locost |
| 54 | LC | David MORROW    | Locost |
| 73 | LC | Mark WHITE      | Locost |
| 81 | LC | James KMIECIAK  | Locost |
| 85 | LC | James O'DONNELL | Locost |

#### Fastest Lap

|    |    |           |        |         |   |       |
|----|----|-----------|--------|---------|---|-------|
| 17 | LC | Ed PITHER | Locost | 1:28.07 | 3 | 80.01 |
|----|----|-----------|--------|---------|---|-------|

No 28 includes 10 second penalty - 0.1.1.3 Careless Driving.

Weather / Track: Bright / Dry

Start Time : 17:31

Donington Park

25 Mar 07 18:31

|   |                        |   |
|---|------------------------|---|
| Clerk of Course :<br> | Time Issued :<br>17:54 | Chief Timekeeper : Terry Stevens<br> |
|---|------------------------|---|

THESE RESULTS REMAIN PROVISIONAL FOR A MINIMUM OF 30 MINUTES FROM THE TIME OF ISSUE

Results produced on HS Sports Timing and Results Systems. Results online at [www.750MC.co.uk](http://www.750MC.co.uk)

# RACE GRID

## 750 Motor Club 7 Challenge + Allcomers

### Race 1

|        |                             |                            |                                |
|--------|-----------------------------|----------------------------|--------------------------------|
| ROW 16 |                             | <b>41</b> Brian MITCHAM    |                                |
| ROW 15 | <b>28</b> Julius BATES      |                            | <b>55</b> Robert DIGBY         |
| ROW 14 |                             | <b>32</b> Paul HARVEY      | <b>44</b> Peter DAVIES         |
| ROW 13 | <b>58</b> Alastair CHALMERS |                            | <b>21</b> Tracy MORRIS         |
| ROW 12 |                             | <b>60</b> Charles STERLING | <b>18</b> Martin WENN          |
| ROW 11 | <b>3</b> David HUGHES       |                            | <b>71</b> Mark ALEXANDER-WILLI |
| ROW 10 |                             | <b>50</b> Tim HOVERD       | <b>63</b> Colin CHAPMAN        |
| ROW 9  | <b>14</b> Doug CARTER       |                            | <b>13</b> Paul BOYD            |
| ROW 8  |                             | <b>31</b> Jim GOODWIN      | <b>97</b> Peter FRENCH         |
| ROW 7  | <b>30</b> Paul CRANKSHAW    |                            | <b>8</b> Paul ROGERS           |
| ROW 6  |                             | <b>37</b> Ian BROWN        | <b>11</b> Mark CONROY          |
| ROW 5  | <b>46</b> Paul FINES-ALLEN  |                            | <b>4</b> Derek JONES           |
| ROW 4  |                             | <b>69</b> Kevin WILLIAMS   | <b>23</b> Carl WOODWISS        |
| ROW 3  | <b>5</b> Keith DUNN         |                            | <b>62</b> Matt SHIRES          |
| ROW 2  |                             | <b>1</b> Peter RATCLIFF    | <b>17</b> Ben SHALDERS         |
| ROW 1  | <b>130</b> Jon-Paul IVEY    |                            | <b>38</b> Simon FORD           |

POLE




# RACE GRID

## Sports Racing & GT Challenge

### Race 2

|        |                          |                           |
|--------|--------------------------|---------------------------|
| ROW 10 |                          |                           |
| ROW 9  | <b>58</b> Jerry KNIGHT   | <b>29</b> John SUCKLING   |
| ROW 8  | <b>59</b> Richard ABELS  | <b>81</b> Tim FALCE       |
| ROW 7  | <b>4</b> Gwyn POLLARD    | <b>73</b> Tim BURNETT     |
| ROW 6  | <b>27</b> Graham PADDICK | <b>17</b> David STAFFORD  |
| ROW 5  | <b>37</b> Mike WALKER    | <b>3</b> Nick LEDGER      |
| ROW 4  | <b>45</b> Nigel EDWARDS  | <b>71</b> Andrew TODD     |
| ROW 3  | <b>80</b> Garry WILSON   | <b>35</b> John DICKSON    |
| ROW 2  | <b>0</b> Mark JORDAN     | <b>13</b> David HUGHES    |
| ROW 1  | <b>57</b> Nick TAYLOR    | <b>26</b> Clinton DORRELL |

POLE



A handwritten signature in black ink, located in the bottom right corner of the page.

# RACE GRID

## Demon Tweeks / Yokohama Hot Hatch inc Stock Hatch

### Race 3

|        |                            |                          |
|--------|----------------------------|--------------------------|
| ROW 16 |                            |                          |
| ROW 15 | <b>23</b> Jamie GOLBY      | <b>7</b> George ROBINSON |
| ROW 14 | <b>1</b> Carl SWAN         | <b>91</b> Andrew ARBER   |
| ROW 13 | <b>43</b> Martin CAYZER    | <b>114</b> Colin THORPE  |
| ROW 12 | <b>32</b> Nigel HUNT       | <b>33</b> Paul COULAM    |
| ROW 11 | <b>5</b> Graham MULHOLLAND | <b>27</b> Craig EMMERSON |
| ROW 10 | <b>66</b> Kevin PULLAN     | <b>112</b> Andrew THORPE |
| ROW 9  | <b>30</b> Mark WEBBER      | <b>96</b> Matt HOWARTH   |
| ROW 8  | <b>88</b> Matt WISHER      | <b>8</b> William HORNSEY |
| ROW 7  | <b>45</b> Paul WEST        | <b>21</b> Tracy MORRIS   |
| ROW 6  | <b>95</b> Phil SMITH       | <b>31</b> Lewis WILLIAMS |
| ROW 5  | <b>22</b> Mike GRAHAM      | <b>97</b> Andy McLENNAN  |
| ROW 4  | <b>25</b> Julian LONG      | <b>2</b> Andrew NEAL     |
| ROW 3  | <b>65</b> Ilsa COX         | <b>9</b> Mike WEBB       |
| ROW 2  | <b>6</b> Andy ROBINSON     | <b>98</b> Mark WYATT     |
| ROW 1  | <b>63</b> Brian COX        | <b>64</b> Tony DOLLEY    |

POLE

AMENDED

# RACE GRID


AMENDED

## 750 Motor Club Locost

### Race 4 - Heat

|        |   |   |   |   |
|--------|---|---|---|---|
| ROW 18 |   | <b>13</b> Subject to Qual<br>Matt CHERRINGTON |   | <b>59</b> Subject to CofC<br>Carl PICKERING |
| ROW 17 | <b>34</b> 01:48.850<br>Sam BROUGH           |   | <b>78</b> Richard PEARSON               |   |
| ROW 16 |   | <b>44</b> 01:40.320<br>Gary PARKES            |   | <b>58</b> 01:41.070<br>Jane DARKE           |
| ROW 15 | <b>51</b> 01:39.000<br>Alastair ECCLESFIELD |   | <b>32</b> 01:39.490<br>Chris SHEERIN    |   |
| ROW 14 |   | <b>63</b> 01:36.490<br>Craig TURNER           |   | <b>49</b> 01:38.750<br>Richard GREEN        |
| ROW 13 | <b>54</b> 01:35.710<br>David MORROW         |   | <b>23</b> 01:35.960<br>Robert MIDDLETON |   |
| ROW 12 |   | <b>57</b> 01:35.560<br>Mike LEAR              |   | <b>37</b> 01:35.680<br>Robert SIBBONS       |
| ROW 11 | <b>81</b> 01:33.080<br>James KMIECIAK       |   | <b>77</b> 01:33.190<br>James PINKERTON  |   |
| ROW 10 |   | <b>53</b> 01:32.180<br>Mark GOGLE             |   | <b>73</b> 01:32.710<br>Mark WHITE           |
| ROW 9  | <b>83</b> 01:31.770<br>Paul PRESGRAVES      |   | <b>30</b> 01:31.790<br>Lynfel OWEN      |   |
| ROW 8  |   | <b>41</b> 01:31.440<br>Brett TOWNSEND         |   | <b>21</b> 01:31.600<br>Jason GIBBONS        |
| ROW 7  | <b>1</b> 01:30.840<br>Declan McDONNELL      |   | <b>46</b> 01:30.850<br>Kevin LUCAS      |   |
| ROW 6  |   | <b>71</b> 01:30.760<br>Victoria PICKLES       |   | <b>11</b> 01:30.780<br>Richard JENKINS      |
| ROW 5  | <b>31</b> 01:30.240<br>Samir ABID           |   | <b>74</b> 01:30.720<br>Garry BRANDON    |   |
| ROW 4  |   | <b>47</b> 01:30.170<br>Robert PALIN           |   | <b>52</b> 01:30.190<br>Michael COOMBER      |
| ROW 3  | <b>4</b> 01:29.880<br>Brian MITCHAM         |   | <b>85</b> 01:29.990<br>James O'DONNELL  |   |
| ROW 2  |   | <b>17</b> 01:29.540<br>Ed PITHER              |   | <b>36</b> 01:29.760<br>Mark GLOVER          |
| ROW 1  | <b>69</b> 01:29.130<br>Spencer LYON         |   | <b>6</b> 01:29.520<br>Aaron BAILEY      |   |

POLE



*[Handwritten signature]*

# RACE GRID

## 750 Motor Club Kit Cars

### Race 5

|        |   |   |  |
|--------|---|---|--|
| ROW 12 |   |   |  |
| ROW 11 | <b>63</b> Subject to CofC<br>Andrew ARBER | <b>71</b> Subject to CofC<br>Mark ALEXANDER-WILLI |  |
| ROW 10 | <b>27</b> 01:37.240<br>Dave ROBERTS       | <b>12</b> Subject to Qual<br>Steve OWEN           |  |
| ROW 9  | <b>61</b> 01:27.240<br>Anton LANDON       | <b>24</b> 01:27.880<br>Steve EDWARDS              |  |
| ROW 8  | <b>39</b> 01:25.600<br>Chris SCOPES       | <b>20</b> 01:25.840<br>Nigel BROWN                |  |
| ROW 7  | <b>51</b> 01:24.590<br>Brian SMITH        | <b>75</b> 01:24.640<br>Matthew LEWIS              |  |
| ROW 6  | <b>86</b> 01:23.770<br>Stephen BELL       | <b>32</b> 01:24.140<br>Paul COOPER                |  |
| ROW 5  | <b>60</b> 01:23.090<br>Charles STERLING   | <b>23</b> 01:23.160<br>Paul HARVEY                |  |
| ROW 4  | <b>82</b> 01:22.570<br>Rob JOHNSTON       | <b>62</b> 01:22.840<br>Nic SCOTT                  |  |
| ROW 3  | <b>25</b> 01:21.540<br>Darryl BECKWITH    | <b>13</b> 01:22.070<br>Paul BOYD                  |  |
| ROW 2  | <b>31</b> 01:20.920<br>Jim GOODWIN        | <b>11</b> 01:20.970<br>Mark CONROY                |  |
| ROW 1  | <b>1</b> 01:19.850<br>Andy HILEY          | <b>3</b> 01:20.850<br>Gary GOODYEAR               |  |

POLE



A handwritten signature or mark in the bottom right corner of the page.

# RACE GRID

## MDS Battery RGB

### Race 6

|        |   |                                     |                                       |
|--------|---|-------------------------------------|---------------------------------------|
| ROW 16 |   |                                     |                                       |
| ROW 15 | <b>23</b> 01:41.440<br>Garry FRANKS     |                                     |                                       |
| ROW 14 |   | <b>28</b> 01:30.910<br>Julius BATES | <b>24</b> 01:34.890<br>Dick ADAMS     |
| ROW 13 | <b>44</b> 01:27.960<br>Judi DERISLEY    |                                     | <b>40</b> 01:28.330<br>Simon MAYNE    |
| ROW 12 |   | <b>61</b> 01:27.000<br>Mike ALLEN   | <b>27</b> 01:27.440<br>Robert GRANT   |
| ROW 11 | <b>12</b> 01:23.470<br>Mike ATKINSON    |                                     | <b>59</b> 01:23.580<br>Pete ROPE      |
| ROW 10 |   | <b>36</b> 01:23.020<br>Henry CARR   | <b>21</b> 01:23.320<br>Aaron WRIGHT   |
| ROW 9  | <b>46</b> 01:22.740<br>Buzz BILLSBERRY  |                                     | <b>63</b> 01:23.010<br>Colin CHAPMAN  |
| ROW 8  |   | <b>34</b> 01:22.140<br>Colin DUCE   | <b>39</b> 01:22.280<br>Marc NORTON    |
| ROW 7  | <b>33</b> 01:21.600<br>Alastair BOULTON |                                     | <b>13</b> 01:22.050<br>David WALE     |
| ROW 6  |   | <b>50</b> 01:21.470<br>Tim HOVERD   | <b>16</b> 01:21.540<br>Matt ROWE      |
| ROW 5  | <b>99</b> 01:20.880<br>Steve ROBINSON   |                                     | <b>8</b> 01:20.950<br>Paul ROGERS     |
| ROW 4  |   | <b>14</b> 01:20.310<br>Doug CARTER  | <b>26</b> 01:20.430<br>Paul HAYNES    |
| ROW 3  | <b>15</b> 01:19.500<br>James JOHNSON    |                                     | <b>9</b> 01:20.070<br>John CUTMORE    |
| ROW 2  |   | <b>2</b> 01:18.280<br>Tim GRAY      | <b>4</b> 01:19.330<br>Derek JONES     |
| ROW 1  | <b>52</b> 01:15.760<br>Rob BALDWIN      |                                     | <b>75</b> 01:15.900<br>Gordon GRIFFIN |


POLE

# RACE GRID

## 750 Motor Club SAXMAX

### Race 7

|             |   |   |   |
|-------------|---|---|---|
| ROW 10      |   |   |   |
| ROW 9       | <b>18</b> 01:36.020<br>Nina Jo ATKINSON | <b>23</b> 01:36.110<br>Jamie BROWN        |   |
| ROW 8       |   | <b>39</b> 01:34.960<br>Joe GRINSELL       | <b>77</b> 01:35.840<br>Declan ARMSTRONG |
| ROW 7       | <b>45</b> 01:33.980<br>David RATCLIFF   | <b>44</b> 01:34.520<br>Abbie EATON        |   |
| ROW 6       |   | <b>9</b> 01:33.300<br>Sam WALMSLEY        | <b>26</b> 01:33.370<br>Henry PICKERING  |
| ROW 5       | <b>34</b> 01:32.060<br>Joe FERGUSON     | <b>8</b> 01:32.480<br>Tommy DAVISON       |   |
| ROW 4       |   | <b>5</b> 01:31.730<br>Jake FARNDON        | <b>99</b> 01:31.780<br>Chrissy PALMER   |
| ROW 3       | <b>7</b> 01:31.430<br>Leyton CLARKE     | <b>24</b> 01:31.710<br>James ROOKER-EDWAR |   |
| ROW 2       |   | <b>6</b> 01:31.230<br>Cassey WATSON       | <b>22</b> 01:31.250<br>Sam SCHOFIELD    |
| ROW 1       | <b>27</b> 01:30.690<br>Aaron WILLIAMSON | <b>25</b> 01:31.000<br>James COLBURN      |   |
| <b>POLE</b> |   |   |   |



# RACE GRID

## Demon Tweeks / Yokohama Hot Hatch inc Stock Hatch

### Race 8

|        |                         |                            |
|--------|-------------------------|----------------------------|
| ROW 16 |                         |                            |
| ROW 15 | <b>23</b> Jamie GOLBY   | <b>7</b> George ROBINSON   |
| ROW 14 | <b>1</b> Carl SWAN      | <b>91</b> Andrew ARBER     |
| ROW 13 | <b>114</b> Colin THORPE | <b>32</b> Nigel HUNT       |
| ROW 12 | <b>43</b> Martin CAYZER | <b>33</b> Paul COULAM      |
| ROW 11 | <b>96</b> Matt HOWARTH  | <b>27</b> Craig EMMERSON   |
| ROW 10 | <b>66</b> Kevin PULLAN  | <b>112</b> Andrew THORPE   |
| ROW 9  | <b>30</b> Mark WEBBER   | <b>5</b> Graham MULHOLLAND |
| ROW 8  | <b>88</b> Matt WISHER   | <b>8</b> William HORNSEY   |
| ROW 7  | <b>45</b> Paul WEST     | <b>21</b> Tracy MORRIS     |
| ROW 6  | <b>95</b> Phil SMITH    | <b>31</b> Lewis WILLIAMS   |
| ROW 5  | <b>22</b> Mike GRAHAM   | <b>97</b> Andy McLENNAN    |
| ROW 4  | <b>2</b> Andrew NEAL    | <b>25</b> Julian LONG      |
| ROW 3  | <b>64</b> Tony DOLLEY   | <b>65</b> Ilsa COX         |
| ROW 2  | <b>98</b> Mark WYATT    | <b>9</b> Mike WEBB         |
| ROW 1  | <b>63</b> Brian COX     | <b>6</b> Andy ROBINSON     |

POLE

# Demon Tweaks / Yokohama Hot Hatch inc Stock Hatch

## Race 3

|        |                     |                   |                     |
|--------|---------------------|-------------------|---------------------|
| ROW 16 |                     |                   |                     |
| ROW 15 | 23 James GOLBY      | 7 George ROBINSON |                     |
| ROW 14 | 1 Carl SWAN         | 91 Andrew ARBER   |                     |
| ROW 13 | 43 Martin GAYZER    | 114 Colin THORPE  | 33 Paul COULAM      |
| ROW 12 | 32 Nigel HUNT       |                   |                     |
| ROW 11 | 5 Graham MULHOLLAND | 27 Craig EMERSON  | 112 Andrew THORPE   |
| ROW 10 | 66 Kevin PULLAN     | 96 Mark HOWARTH   | 8 William HORRISLEY |
| ROW 9  | 30 Mark WEBBER      | 88 Matt WISHER    | 21 Tracy MORRIS     |
| ROW 8  | 45 Paul WEST        | 95 Phil SMITH     | 31 Lewis WILLIAMS   |
| ROW 7  | 22 Mike GRAHAM      | 97 Andy McLENNAN  | 2 Andrew NEAL       |
| ROW 6  | 25 Julian LONG      | 9 Mike WEBB       |                     |
| ROW 5  | 65 Ean COX          | 6 Andy ROBINSON   | 98 Mark WYATT       |
| ROW 4  | 63 Brian COX        | 64 Tony DOLLEY    |                     |
| ROW 3  | POLE                |                   |                     |

# Demon Tweaks / Yokohama Hot Hatch inc Stock Hatch

## Race 8

|        |                  |                   |                     |
|--------|------------------|-------------------|---------------------|
| ROW 18 |                  |                   |                     |
| ROW 15 | 23 James GOLBY   | 7 George ROBINSON |                     |
| ROW 14 | 1 Carl SWAN      | 91 Andrew ARBER   |                     |
| ROW 13 | 114 Colin THORPE | 32 Nigel HUNT     | 33 Paul COULAM      |
| ROW 12 | 43 Martin GAYZER |                   |                     |
| ROW 11 | 96 Mark HOWARTH  | 27 Craig EMERSON  | 112 Andrew THORPE   |
| ROW 10 | 66 Kevin PULLAN  | 96 Mark WEBBER    | 8 William HORRISLEY |
| ROW 9  | 30 Mark WEBBER   | 88 Matt WISHER    | 21 Tracy MORRIS     |
| ROW 8  | 45 Paul WEST     | 95 Phil SMITH     | 31 Lewis WILLIAMS   |
| ROW 7  | 22 Mike GRAHAM   | 97 Andy McLENNAN  | 2 Andrew NEAL       |
| ROW 6  | 25 Julian LONG   | 9 Mike WEBB       |                     |
| ROW 5  | 64 Tony DOLLEY   | 6 Andy ROBINSON   | 98 Mark WYATT       |
| ROW 4  | 63 Brian COX     | 64 Tony DOLLEY    |                     |
| ROW 3  | POLE             |                   |                     |





# RACE GRID

## 750 Motor Club Locost

### Race 9 - Final

|        |                             |                                |
|--------|-----------------------------|--------------------------------|
| ROW 18 | <b>81</b> James KMIECIAK    | <b>54</b> David MORROW         |
| ROW 17 | <b>31</b> Samir ABID        | <b>73</b> Mark WHITE           |
| ROW 16 | <b>53</b> Mark GOGLE        | <b>85</b> James O'DONNELL      |
| ROW 15 | <b>36</b> Mark GLOVER       | <b>74</b> Garry BRANDON        |
| ROW 14 | <b>23</b> Robert MIDDLETON  | <b>47</b> Robert PALIN         |
| ROW 13 | <b>32</b> Chris SHEERIN     | <b>51</b> Alastair ECCLESFIELD |
| ROW 12 | <b>44</b> Gary PARKES       | <b>58</b> Jane DARKE           |
| ROW 11 | <b>57</b> Mike LEAR         | <b>52</b> Michael COOMBER      |
| ROW 10 | <b>13</b> Matt CHERRINGTON  | <b>37</b> Robert SIBBONS       |
| ROW 9  | <b>83</b> Paul PRESGRAVES   | <b>21</b> Jason GIBBONS        |
| ROW 8  | <b>1</b> Declan McDONNELL   | <b>69</b> Spencer LYON         |
| ROW 7  | <b>71</b> Victoria PICKLES  | <b>30</b> Lynfel OWEN          |
| ROW 6  | <b>77</b> James PINKERTON   | <b>46</b> Kevin LUCAS          |
| ROW 5  | <b>41</b> Brett TOWNSEND    | <b>11</b> Richard JENKINS      |
| ROW 4  | <b>6</b> Aaron BAILEY       | <b>4</b> Brian MITCHAM         |
| ROW 3  | <b>10</b> David BARTHOLOMEW | <b>17</b> Ed PITHER            |
| ROW 2  | <b>9</b> Alastair GARRATT   | <b>3</b> Martin GAMBLING       |
| ROW 1  | <b>43</b> Simon WOOD        | <b>28</b> David BLACK          |

POLE

Reserves: 63, 49, 34, 78

| RESULTS |    |
|---------|----|
| 1st     | 63 |
| 2nd     | 49 |
| 3rd     | 34 |
| 4th     | 78 |



## Allcomers / 7s

### Provisional Qualifying Times - P1

| Pl | No  | Cl | Name                    | Car                   | Laps | Time on Lap | Behind | MPH   |
|----|-----|----|-------------------------|-----------------------|------|-------------|--------|-------|
| 1  | 130 | AC | Jon-Paul IVEY           | Radical Prosport      | 11   | 1:15.42     | 10     | 93.43 |
| 2  | 38  | AC | Simon FORD              | Radical Prosport      | 11   | 1:15.84     | 7      | 92.91 |
| 3  | 1   | AC | Peter RATCLIFF          | Caterham R400         | 11   | 1:17.24     | 10     | 91.23 |
| 4  | 17  | 7A | Ben SHALDERS            | Caterham R400         | 12   | 1:18.28     | 11     | 90.01 |
| 5  | 5   | 7A | Keith DUNN              | Caterham Supoerlight  | 8    | 1:18.62     | 6      | 89.62 |
| 6  | 62  | 7A | Matt SHIRES             | Caterham R400         | 11   | 1:18.89     | 5      | 89.32 |
| 7  | 69  | 7A | Kevin WILLIAMS          | Caterham R400         | 11   | 1:19.32     | 9      | 88.83 |
| 8  | 23  | 7A | Carl WOODWISS           | Caterham R400         | 11   | 1:19.87     | 11     | 88.22 |
| 9  | 46  | 7A | Paul FINES-ALLEN        | Caterham 7            | 11   | 1:20.62     | 11     | 87.40 |
| 10 | 4   | AC | Derek JONES             | Fisher Fury           | 11   | 1:20.72     | 4      | 87.29 |
| 11 | 37  | 7A | Ian BROWN               | Caterham 7            | 10   | 1:20.73     | 6      | 87.28 |
| 12 | 11  | AC | Mark CONROY             | Raw Striker           | 10   | 1:21.17     | 10     | 86.81 |
| 13 | 30  | 7A | Paul CRANKSHAW          | Caterham R400         | 10   | 1:21.45     | 10     | 86.51 |
| 14 | 8   | AC | Paul ROGERS             | Stuart Taylor Phoenix | 11   | 1:21.65     | 6      | 86.30 |
| 15 | 31  | AC | Jim GOODWIN             | Sylva Phoenix         | 10   | 1:21.76     | 10     | 86.18 |
| 16 | 97  | 7A | Peter FRENCH            | Caterham R400         | 10   | 1:23.43     | 9      | 84.46 |
| 17 | 14  | AC | Doug CARTER             | Genesis Evo           | 10   | 1:23.43     | 10     | 84.46 |
| 18 | 13  | AC | Paul BOYD               | Sylva Striker         | 10   | 1:23.57     | 5      | 84.32 |
| 19 | 50  | AC | Tim HOVERD              | Fisher Fury           | 10   | 1:23.86     | 10     | 84.02 |
| 20 | 63  | AC | Colin CHAPMAN           | Fisher Fury           | 10   | 1:25.12     | 10     | 82.78 |
| 21 | 3   | AC | David HUGHES            | Crossie C9S           | 10   | 1:25.18     | 9      | 82.72 |
| 22 | 71  | AC | Mark ALEXANDER-WILLIAMS | Sylva Phoenix         | 6    | 1:25.86     | 5      | 82.07 |
| 23 | 60  | AC | Charles STERLING        | Dax Rush              | 10   | 1:25.87     | 9      | 82.06 |
| 24 | 18  | AC | Martin WENN             | BMW E36 M3            | 10   | 1:26.98     | 9      | 81.01 |
| 25 | 58  | 7A | Alastair CHALMERS       | Caterham R400         | 3    | 1:27.26     | 2      | 80.75 |
| 26 | 21  | AC | Tracy MORRIS            | MG ZR                 | 10   | 1:27.60     | 5      | 80.44 |
| 27 | 32  | AC | Paul HARVEY             | Stuart Taylor Phoenix | 10   | 1:28.02     | 3      | 80.05 |
| 28 | 44  | 7B | Peter DAVIES            | Caterham Supersprint  | 9    | 1:31.71     | 5      | 76.83 |
| 29 | 28  | AC | Julius BATES            | Aeon Blaze            | 5    | 1:32.60     | 5      | 76.09 |
| 30 | 55  | AC | Robert DIGBY            | Ginetta G27           | 5    | 1:32.86     | 5      | 75.88 |
| 31 | *41 | AC | Brian MITCHAM           | Locost                | 4    | 1:34.36     | 2      | 74.67 |

#### Exclusions

50 HHA Ian LAUGHTON Ford Escort RS2000 Out of session

\* No 41 - NO TRANSPONDER SIGNAL DETECTED

Weather / Track: Murky / Dry

Start Time : 09:02


Donington Park

25 Mar 07 09:34

|   |               |   |
|---|---------------|---|
| Clerk of Course :<br> 9.32 | Time Issued : | Chief Timekeeper : Terry Stevens<br> |
|---|---------------|---|

THESE RESULTS REMAIN PROVISIONAL FOR A MINIMUM OF 30 MINUTES FROM THE TIME OF ISSUE

Results produced on HS Sports Timing and Results Systems. Results online at [www.750MC.co.uk](http://www.750MC.co.uk)



## Sports Racing & GT

### Provisional Qualifying Times - P2

| Pl | No   | Cl  | Name            | Car                   | Laps | Time on Lap | Behind | MPH   |       |
|----|------|-----|-----------------|-----------------------|------|-------------|--------|-------|-------|
| 1  | 57   | SRA | Nick TAYLOR     | GD 427 Cobra          | 9    | 1:18.76     | 8      | 89.47 |       |
| 2  | 26   | SRA | Clinton DORRELL | Cobra GD 427          | 8    | 1:19.01     | 7      | 0.25  | 89.18 |
| 3  | 0    | SRA | Mark JORDAN     | RAM Cobra             | 10   | 1:19.18     | 9      | 0.42  | 88.99 |
| 4  | 13   | SRB | David HUGHES    | Crossle 9S            | 9    | 1:23.26     | 6      | 4.50  | 84.63 |
| 5  | 80   | SRB | Garry WILSON    | Crossle 9S            | 9    | 1:23.98     | 8      | 5.22  | 83.90 |
| 6  | 35   | SRB | John DICKSON    | RAM Cobra             | 8    | 1:24.11     | 8      | 5.35  | 83.77 |
| 7  | 45   | SRB | Nigel EDWARDS   | Crossle 9S            | 9    | 1:24.19     | 9      | 5.43  | 83.69 |
| 8  | 71   | SRC | Andrew TODD     | Crossle 9S            | 9    | 1:25.01     | 6      | 6.25  | 82.89 |
| 9  | 37   | SRB | Mike WALKER     | Crossle 9S            | 10   | 1:25.02     | 9      | 6.26  | 82.88 |
| 10 | 3    | SRB | Nick LEDGER     | Crossle 9S            | 9    | 1:25.96     | 8      | 7.20  | 81.97 |
| 11 | 27   | SRB | Graham PADDICK  | Kougar Jaguar         | 9    | 1:26.57     | 6      | 7.81  | 81.39 |
| 12 | 17   | SRC | David STAFFORD  | Ginetta G12           | 9    | 1:27.11     | 8      | 8.35  | 80.89 |
| 13 | 4    | SRB | Gwyn POLLARD    | Crossle 9S            | 9    | 1:28.05     | 9      | 9.29  | 80.03 |
| 14 | 73   | SRC | Tim BURNETT     | Jaguar D Type         | 9    | 1:28.87     | 9      | 10.11 | 79.29 |
| 15 | 59   | SRC | Richard ABELS   | Jaguar E Type         | 9    | 1:28.97     | 6      | 10.21 | 79.20 |
| 16 | 81   | SRC | Tim FALCE       | Jaguar D Type         | 5    | 1:31.25     | 5      | 12.49 | 77.22 |
| 17 | 58   | SRC | Jerry KNIGHT    | Jaguar D Type Replica | 9    | 1:35.02     | 7      | 16.26 | 74.16 |
| 18 | * 29 | SRD | John SUCKLING   | Taydec Mk2            | 3    | 1:35.65     | 2      | 16.89 | 73.67 |

#### Not-Seen

55 SRD Matt DIGBY

Ginetta G27

\* No 29 - NO TRANSPONDER SIGNAL DETECTED

Weather / Track: Murky / Dry

Start Time : 09:38

Donington Park

25 Mar 07 09:59

|  |               |   |
|--|---------------|---|
| Clerk of Course :<br> (0.0) | Time Issued : | Chief Timekeeper : Terry Stevens<br> |
|--|---------------|---|

THESE RESULTS REMAIN PROVISIONAL FOR A MINIMUM OF 30 MINUTES FROM THE TIME OF ISSUE

Results produced on HS Sports Timing and Results Systems. Results online at [www.750MC.co.uk](http://www.750MC.co.uk)



### Hot Hatch & Stock Hatch

#### Provisional Qualifying Times - P4

| Pl | No  | CI  | Name               | Car                  | Laps | Time on Lap | Behind | MPH   |
|----|-----|-----|--------------------|----------------------|------|-------------|--------|-------|
| 1  | 63  | HHA | Brian COX          | Peugeot 206 GTI      | 8    | 1:21.39     | 5      | 86.57 |
| 2  | 64  | HHA | Tony DOLLEY        | Peugeot 206 GTI      | 11   | 1:21.60     | 11     | 0.21  |
| 3  | 6   | HHA | Andy ROBINSON      | Peugeot 306          | 11   | 1:21.77     | 11     | 0.38  |
| 4  | 96  | HHA | Mark WYATT         | Vauxhall Astra       | 11   | 1:22.13     | 11     | 0.74  |
| 5  | 65  | HHA | Ilsa COX           | Peugeot 206 GTI      | 11   | 1:22.40     | 11     | 1.01  |
| 6  | 9   | HHA | Mike WEBB          | Ford Focus ST170     | 11   | 1:22.71     | 10     | 1.32  |
| 7  | 25  | HHA | Julian LONG        | Peugeot 305 GTI      | 10   | 1:23.25     | 8      | 1.86  |
| 8  | 2   | HHA | Andrew NEAL        | Honda Integra Type R | 6    | 1:23.43     | 3      | 2.04  |
| 9  | 22  | HHA | Mike GRAHAM        | Honda Integra R      | 10   | 1:23.76     | 9      | 2.37  |
| 10 | 97  | HHA | Andy McLENNAN      | Suzuki Swift GTI     | 9    | 1:24.01     | 7      | 2.62  |
| 11 | 95  | HHS | Phil SMITH         | Ford Fiesta XR2      | 10   | 1:25.69     | 8      | 4.30  |
| 12 | 31  | HHS | Lewis WILLIAMS     | Peugeot 106 GTI      | 9    | 1:26.03     | 8      | 4.64  |
| 13 | 45  | HHS | Paul WEST          | MG ZR                | 9    | 1:27.19     | 6      | 5.86  |
| 14 | 21  | HHA | Troy MORRIS        | Peugeot 106 XSI      | 10   | 1:28.10     | 9      | 6.71  |
| 15 | 88  | HSH | Mark WISHER        | Peugeot 106 XSI      | 10   | 1:28.32     | 10     | 6.93  |
| 16 | 8   | HSH | William HORNSEY    | Peugeot 106 Rallye   | 10   | 1:29.99     | 8      | 8.60  |
| 17 | 30  | HHA | Mark WEBBER        | Citroen Saxo VTR     | 8    | 1:31.06     | 4      | 9.67  |
| 18 | 96  | HHA | Matt HOWARTH       | Vauxhall Astra GSI   | 4    | 1:31.50     | 3      | 10.11 |
| 19 | 66  | HHS | Kevin PULLAN       | Honda CRX            | 9    | 1:32.00     | 9      | 10.61 |
| 20 | 112 | HSH | Andrew THORPE      | Peugeot 106 XSI      | 9    | 1:32.15     | 9      | 10.76 |
| 21 | 5   | HSH | Graham MULLHOLLAND | Citroen Saxo VTR     | 10   | 1:32.15     | 10     | 10.76 |
| 22 | 27  | HSH | Craig EMMERSON     | Vauxhall Nova GTE    | 9    | 1:32.97     | 9      | 11.58 |
| 23 | 32  | HSH | Nigel HUNT         | Ford Fiesta XR2i     | 9    | 1:34.31     | 9      | 12.92 |
| 24 | 43  | HSH | Paul COULAM        | Ford Fiesta XR2      | 9    | 1:34.51     | 7      | 13.12 |
| 25 | 43  | HSH | Marlin CAYZER      | Ford Fiesta XR2      | 9    | 1:34.76     | 7      | 13.37 |
| 26 | 114 | HSH | Colin THORPE       | Ford Fiesta XR2      | 9    | 1:35.42     | 7      | 14.03 |
| 27 | 1   | HSH | Carl SWAN          | Citroen Saxo VTR     | 3    | 1:35.76     | 3      | 14.37 |
| 28 | 91  | HSH | Andrew ARBER       | Ford Fiesta XR2      | 5    | 1:36.02     | 2      | 16.63 |
| 29 | 23  | HSH | Jamie GOLBY        | Ford Fiesta XR2i     | 9    | 1:36.46     | 6      | 17.07 |
| 30 | 7   | HSH | George ROBINSON    | Peugeot 205 GTI      | 2    | 1:41.85     | 2      | 20.46 |

Not Seen

50 HHA Ian LAUGHTON

Ford Escort RS2000

\* No 5 & 25 - NO TRANSDUCER SIGNAL No 30 - TRANSDUCER SIGNAL INTERMITTENT.

Weather / Track: Murky / Dry

Start Time: 10:21

Clerk of Course: Donington Park

25 Mar 07 10:47

Chief Timekeeper: Terry Stevens

Time Issued:

THESE RESULTS REMAIN PROVISIONAL FOR A MINIMUM OF 30 MINUTES FROM THE TIME OF ISSUE

Results produced on HS Sports Timing and Results Systems. Results online at www.750MC.co.uk



### Hot Hatch & Stock Hatch

#### 2nd Best Qualifying Times

| Pos | No  | CI  | Name               | Car                  | Time    |
|-----|-----|-----|--------------------|----------------------|---------|
| 1   | 63  | HHA | Brian COX          | Peugeot 206 GTI      | 1:21.40 |
| 2   | 6   | HHA | Andy ROBINSON      | Peugeot 306          | 1:21.93 |
| 3   | 98  | HHA | Mark WYATT         | Vauxhall Astra       | 1:22.21 |
| 4   | 9   | HHA | Mike WEBB          | Ford Focus ST170     | 1:22.76 |
| 5   | 64  | HHA | Tony DOLLEY        | Peugeot 206 GTI      | 1:22.81 |
| 6   | 65  | HHA | Ilsa COX           | Peugeot 206 GTI      | 1:23.21 |
| 7   | 2   | HHA | Andrew NEAL        | Honda Integra Type R | 1:23.57 |
| 8   | 25  | HHA | Julian LONG        | Peugeot 306 GTI      | 1:23.59 |
| 9   | 22  | HHA | Mike GRAHAM        | Honda Integra R      | 1:23.94 |
| 10  | 97  | HHS | Andy McLENNAN      | Suzuki Swift GTI     | 1:24.62 |
| 11  | 95  | HHS | Phil SMITH         | Vauxhall Nova GSI    | 1:25.60 |
| 12  | 31  | HHS | Lewis WILLIAMS     | Ford Fiesta XR2      | 1:27.74 |
| 13  | 45  | HHS | Paul WEST          | Peugeot 106 GTI      | 1:28.17 |
| 14  | 21  | HHA | Troy MORRIS        | MG ZR                | 1:28.99 |
| 15  | 88  | HSH | Mark WISHER        | Peugeot 106 XSI      | 1:30.34 |
| 16  | 8   | HSH | William HORNSEY    | Peugeot 106 Rallye   | 1:31.76 |
| 17  | 30  | HHA | Mark WEBBER        | Citroen Saxo VTR     | 1:32.33 |
| 18  | 5   | HSH | Graham MULLHOLLAND | Citroen Saxo VTR     | 1:32.67 |
| 19  | 66  | HHS | Kevin PULLAN       | Honda CRX            | 1:32.80 |
| 20  | 112 | HSH | Andrew THORPE      | Peugeot 106 XSI      | 1:32.81 |
| 21  | 96  | HHA | Matt HOWARTH       | Vauxhall Astra GSI   | 1:33.22 |
| 22  | 27  | HSH | Craig EMMERSON     | Vauxhall Nova GTE    | 1:33.89 |
| 23  | 43  | HSH | Marlin CAYZER      | Ford Fiesta XR2      | 1:34.00 |
| 24  | 33  | HSH | Paul COULAM        | Ford Fiesta XR2      | 1:35.48 |
| 25  | 114 | HSH | Colin THORPE       | Ford Fiesta XR2      | 1:36.28 |
| 26  | 32  | HSH | Nigel HUNT         | Ford Fiesta XR2i     | 1:36.73 |
| 27  | 1   | HSH | Carl SWAN          | Citroen Saxo VTR     | 1:36.84 |
| 28  | 91  | HSH | Andrew ARBER       | Ford Fiesta XR2      | 1:36.89 |
| 29  | 23  | HSH | Jamie GOLBY        | Ford Fiesta XR2i     | 1:39.43 |
| 30  | 7   | HSH | George ROBINSON    | Peugeot 205 GTI      | 3:37.56 |

Clerk of Course

Time Issued: 10:54

Chief Timekeeper:

25 Mar 07 10:42

THESE RESULTS REMAIN PROVISIONAL FOR A MINIMUM OF 30 MINUTES FROM THE TIME OF ISSUE

AMENDED



AMENDED

Locost

Provisional Qualifying Times - P3 (Amended)

| Pl No | Cl | Driver | Cl                    | Laps | Time on Lap | Behind | MPH   |
|-------|----|--------|-----------------------|------|-------------|--------|-------|
| 1     | 47 | LC     | Super VORCO           | 10   | 1:28.10     | 0      | 75.88 |
| 2     | 28 | LC     | LOAN BLACK            | 10   | 1:28.71     | 0      | 75.69 |
| 3     | 9  | LC     | Autocar Specialty     | 10   | 1:29.79     | 4      | 74.05 |
| 4     | 3  | LC     | Mark's CORPUS         | 7    | 1:30.87     | 3      | 72.71 |
| 5     | 10 | LC     | Deane BARBER (DRIVER) | 10   | 1:31.01     | 3      | 72.61 |
| 6     | 95 | LC     | Agaveer, HOA          | 10   | 1:31.01     | 3      | 72.61 |
| 7     | 6  | LC     | Paul BIRLEY           | 10   | 1:31.22     | 3      | 72.46 |
| 8     | 17 | LC     | CO PIPER              | 10   | 1:31.33     | 3      | 72.34 |
| 9     | 36 | LC     | Mark J. OWEN          | 10   | 1:31.33     | 3      | 72.34 |
| 10    | 4  | LC     | Brian MITCHELL        | 10   | 1:31.33     | 3      | 72.34 |
| 11    | 35 | LC     | James DICKSON         | 10   | 1:31.33     | 3      | 72.34 |
| 12    | 27 | LC     | Robert TAYLOR         | 10   | 1:31.33     | 3      | 72.34 |
| 13    | 82 | LC     | Michael W. JONES      | 10   | 1:31.33     | 3      | 72.34 |
| 14    | 31 | LC     | Steve ZHANG           | 10   | 1:31.33     | 3      | 72.34 |
| 15    | 74 | LC     | Gary K. CAMPBELL      | 10   | 1:31.33     | 3      | 72.34 |
| 16    | 71 | LC     | Victor W. GILLES      | 10   | 1:31.33     | 3      | 72.34 |
| 17    | 31 | LC     | Brian W. MITCHELL     | 10   | 1:31.33     | 3      | 72.34 |
| 18    | 1  | LC     | David W. FORTIN       | 10   | 1:31.33     | 3      | 72.34 |
| 19    | 46 | LC     | Kevin B. COLE         | 10   | 1:31.33     | 3      | 72.34 |
| 20    | 81 | LC     | Sean T. WATSON        | 10   | 1:31.33     | 3      | 72.34 |
| 21    | 2  | LC     | John W. BISHOP        | 10   | 1:31.33     | 3      | 72.34 |
| 22    | 35 | LC     | Paul W. FORTIN        | 10   | 1:31.33     | 3      | 72.34 |
| 23    | 30 | LC     | William G. MITCHELL   | 10   | 1:31.33     | 3      | 72.34 |
| 24    | 52 | LC     | Mark J. OWEN          | 10   | 1:31.33     | 3      | 72.34 |
| 25    | 15 | LC     | John W. BISHOP        | 10   | 1:31.33     | 3      | 72.34 |
| 26    | 21 | LC     | James W. MITCHELL     | 10   | 1:31.33     | 3      | 72.34 |
| 27    | 1  | LC     | James W. MITCHELL     | 10   | 1:31.33     | 3      | 72.34 |
| 28    | 51 | LC     | Mark J. OWEN          | 10   | 1:31.33     | 3      | 72.34 |
| 29    | 37 | LC     | John W. BISHOP        | 10   | 1:31.33     | 3      | 72.34 |
| 30    | 54 | LC     | David W. FORTIN       | 10   | 1:31.33     | 3      | 72.34 |
| 31    | 21 | LC     | Robert W. MITCHELL    | 10   | 1:31.33     | 3      | 72.34 |
| 32    | 57 | LC     | Chas. TAYLOR          | 10   | 1:31.33     | 3      | 72.34 |
| 33    | 40 | LC     | Robert W. MITCHELL    | 10   | 1:31.33     | 3      | 72.34 |
| 34    | 51 | LC     | Mark J. OWEN          | 10   | 1:31.33     | 3      | 72.34 |
| 35    | 28 | LC     | John W. BISHOP        | 10   | 1:31.33     | 3      | 72.34 |
| 36    | 14 | LC     | David W. FORTIN       | 10   | 1:31.33     | 3      | 72.34 |
| 37    | 28 | LC     | John W. BISHOP        | 10   | 1:31.33     | 3      | 72.34 |
| 38    | 3  | LC     | Mark J. OWEN          | 10   | 1:31.33     | 3      | 72.34 |

Pl No Cl Name Car Laps Time on Lap Behind MPH

Exclusions  
78 LC Richard PEARSON Locost Car Underweight  
79 LC Max CHERRINGTON Locost  
80 LC Kevin SMITH Locost  
81 LC Steve EVANS Locost  
82 LC Carl PICKERING Locost

ACORN MOTORSPORTS SOCIAL

Verona, Buck, 7-10-03

Pl No Cl Driver

Cl No Laps Time on Lap Behind MPH

Cl No Laps Time on Lap Behind MPH

Cl No Laps Time on Lap Behind MPH

Cl No Laps Time on Lap Behind MPH

Cl No Laps Time on Lap Behind MPH

Cl No Laps Time on Lap Behind MPH

Cl No Laps Time on Lap Behind MPH

Cl No Laps Time on Lap Behind MPH

Cl No Laps Time on Lap Behind MPH

Cl No Laps Time on Lap Behind MPH

Cl No Laps Time on Lap Behind MPH

Cl No Laps Time on Lap Behind MPH

Cl No Laps Time on Lap Behind MPH

Cl No Laps Time on Lap Behind MPH

Cl No Laps Time on Lap Behind MPH

Cl No Laps Time on Lap Behind MPH

Cl No Laps Time on Lap Behind MPH

Cl No Laps Time on Lap Behind MPH

Cl No Laps Time on Lap Behind MPH

Cl No Laps Time on Lap Behind MPH

Cl No Laps Time on Lap Behind MPH

Cl No Laps Time on Lap Behind MPH

Cl No Laps Time on Lap Behind MPH

Cl No Laps Time on Lap Behind MPH

Cl No Laps Time on Lap Behind MPH

Cl No Laps Time on Lap Behind MPH

Wooden Truck

Marky Dwy

Cl No Laps Time on Lap Behind MPH

Cl No Laps Time on Lap Behind MPH

Cl No Laps Time on Lap Behind MPH

Cl No Laps Time on Lap Behind MPH

Cl No Laps Time on Lap Behind MPH

Cl No Laps Time on Lap Behind MPH

Cl No Laps Time on Lap Behind MPH

Cl No Laps Time on Lap Behind MPH

Cl No Laps Time on Lap Behind MPH

Cl No Laps Time on Lap Behind MPH

THESE RESULTS REMAIN PROVISIONAL FOR A MINIMUM OF 30 MINUTES FROM THE TIME OF ISSUE

Results produced on the Sports 7 and 8 Desktop Systems

THESE RESULTS REMAIN PROVISIONAL FOR A MINIMUM OF 30 MINUTES FROM THE TIME OF ISSUE

Results produced on the Sports 7 and 8 Desktop Systems



## Kit Cars

### Provisional Qualifying Times - P6

| Pl | No | Cl  | Name             | Car                   | Laps | Time on Lap | Behind | MPH   |       |
|----|----|-----|------------------|-----------------------|------|-------------|--------|-------|-------|
| 1  | 1  | KCB | Andy HILEY       | Taydec Mk2            | 10   | 1:19.85     | 7      | 88.24 |       |
| 2  | 3  | KCA | Gary GOODYEAR    | Raw Striker           | 4    | 1:20.85     | 3      | 1.00  | 87.15 |
| 3  | 31 | KCB | Jim GOODWIN      | Sylva Phoenix         | 11   | 1:20.92     | 8      | 1.07  | 87.08 |
| 4  | 11 | KCB | Mark CONROY      | Raw Striker           | 11   | 1:20.97     | 3      | 1.12  | 87.02 |
| 5  | 25 | KCB | Darryl BECKWITH  | Procomp LA Gold       | 10   | 1:21.54     | 6      | 1.69  | 86.42 |
| 6  | 13 | KCA | Paul BOYD        | Sylva Strijer         | 10   | 1:22.07     | 9      | 2.22  | 85.86 |
| 7  | 82 | KCB | Rob JOHNSTON     | Cyana MX500R          | 11   | 1:22.57     | 11     | 2.72  | 85.34 |
| 8  | 62 | KCA | Nic SCOTT        | Sylva Striker Mk2     | 11   | 1:22.84     | 6      | 2.99  | 85.06 |
| 9  | 60 | KCA | Charles STERLING | Dax Rush              | 11   | 1:23.09     | 6      | 3.24  | 84.80 |
| 10 | 23 | KCB | Paul HARVEY      | Stuart Taylor Phoenix | 8    | 1:23.16     | 8      | 3.31  | 84.73 |
| 11 | 86 | KCB | Stephen BELL     | Sylva Striker         | 11   | 1:23.77     | 10     | 3.92  | 84.11 |
| 12 | 32 | KCB | Paul COOPER      | Sylva Striker         | 11   | 1:24.14     | 11     | 4.29  | 83.74 |
| 13 | 51 | KCB | Brian SMITH      | Sylva Striker         | 10   | 1:24.59     | 7      | 4.74  | 83.30 |
| 14 | 75 | KCA | Matthew LEWIS    | MNR Vortex            | 3    | 1:24.64     | 3      | 4.79  | 83.25 |
| 15 | 39 | KCB | Chris SCOPES     | Procomp LA Gold       | 4    | 1:25.60     | 3      | 5.75  | 82.32 |
| 16 | 20 | KCB | Nigel BROWN      | Sylva Phoenix         | 10   | 1:25.84     | 10     | 5.99  | 82.09 |
| 17 | 61 | KCB | Anton LANDON     | Westfield SE          | 10   | 1:27.24     | 6      | 7.39  | 80.77 |
| 18 | 24 | KCA | Steve EDWARDS    | Sylva Striker Mk2     | 10   | 1:27.88     | 6      | 8.03  | 80.18 |
| 19 | 27 | KCA | Dave ROBERTS     | Sylva Striker         | 5    | 1:37.24     | 3      | 17.39 | 72.46 |

#### Not-Seen

|    |     |                         |                 |
|----|-----|-------------------------|-----------------|
| 12 | KCB | Steve OWEN              | Sylva Clubman   |
| 33 | KCA | Stephen WARD            | Raw Striker     |
| 63 | KCA | Andrew ARBER            | Procomp LA Gold |
| 71 | KCA | Mark ALEXANDER-WILLIAMS | Sylva Phoenix   |
| 77 | KCB | Carl SWIFT              | Procomp LA Gold |

Weather / Track: Murky / Dry

Start Time : 11:04

Donington Park

25 Mar 07 11:28

|  |               |  |
|--|---------------|--|
| Clerk of Course :  | Time Issued : | Chief Timekeeper : Terry Stevens  |
|--|---------------|--|

THESE RESULTS REMAIN PROVISIONAL FOR A MINIMUM OF 30 MINUTES FROM THE TIME OF ISSUE

Results produced on HS Sports Timing and Results Systems. Results online at [www.750MC.co.uk](http://www.750MC.co.uk)



RGB

### Provisional Qualifying Times - P7

| Pl | No | Cl  | Name             | Car                   | Laps | Time on Lap | Behind | MPH   |
|----|----|-----|------------------|-----------------------|------|-------------|--------|-------|
| 1  | 52 | BEA | Rob BALDWIN      | BDN S2                | 12   | 1:15.76     | 9      | 93.01 |
| 2  | 75 | BEA | Gordon GRIFFIN   | T5 Mission            | 10   | 1:15.90     | 10     | 92.84 |
| 3  | 2  | BEB | Tim GRAY         | Stuart Taylor Phoenix | 9    | 1:18.28     | 9      | 90.01 |
| 4  | 4  | BEC | Derek JONES      | Fisher Fury           | 11   | 1:19.33     | 9      | 88.82 |
| 5  | 15 | BEA | James JOHNSON    | Fisher Fury           | 11   | 1:19.50     | 10     | 88.63 |
| 6  | 9  | BEC | John CUTMORE     | Westfield Megablade   | 11   | 1:20.07     | 6      | 88.00 |
| 7  | 14 | BEA | Doug CARTER      | Genesis Evo           | 11   | 1:20.31     | 6      | 87.74 |
| 8  | 26 | BEB | Paul HAYNES      | STM Phasar            | 8    | 1:20.43     | 8      | 87.61 |
| 9  | 99 | BEA | Steve ROBINSON   | Genesis RR06          | 11   | 1:20.88     | 8      | 87.12 |
| 10 | 8  | BEB | Paul ROGERS      | Stuart Taylor Phoenix | 10   | 1:20.95     | 4      | 87.04 |
| 11 | 50 | BEC | Tim HOVERD       | Fisher Fury           | 11   | 1:21.47     | 6      | 86.49 |
| 12 | 16 | BEC | Matt ROWE        | Fisher Fury           | 11   | 1:21.54     | 11     | 86.42 |
| 13 | 33 | BEC | Alastair BOULTON | Stuart Taylor Phoenix | 11   | 1:21.60     | 6      | 86.35 |
| 14 | 13 | BEC | David WALE       | Fisher Fury Fireblade | 11   | 1:22.05     | 8      | 85.88 |
| 15 | 34 | BEB | Colin DUCE       | Fisher Fury           | 11   | 1:22.14     | 3      | 85.78 |
| 16 | 39 | BEC | Marc NORTON      | MNR Vortex            | 10   | 1:22.28     | 8      | 85.64 |
| 17 | 46 | BEA | Buzz BILLSBERRY  | Genesis Evo           | 10   | 1:22.74     | 8      | 85.16 |
| 18 | 63 | BEC | Colin CHAPMAN    | Fisher Fury           | 11   | 1:23.01     | 10     | 84.88 |
| 19 | 36 | BEC | Henry CARR       | Fisher Fury           | 11   | 1:23.02     | 9      | 84.87 |
| 20 | 21 | BEC | Aaron WRIGHT     | Fisher Fury           | 8    | 1:23.32     | 8      | 84.57 |
| 21 | 12 | BEC | Mike ATKINSON    | Stuart Taylor Phasar  | 3    | 1:23.47     | 2      | 84.42 |
| 22 | 59 | BEC | Pete ROPE        | STM Phoenix           | 7    | 1:23.58     | 6      | 84.31 |
| 23 | 61 | BEA | Mike ALLEN       | Tiger MAE             | 6    | 1:27.00     | 4      | 80.99 |
| 24 | 27 | BEC | Robert GRANT     | Raw Striker           | 10   | 1:27.44     | 9      | 80.58 |
| 25 | 44 | BEC | Judi DERISLEY    | Fisher Fury           | 10   | 1:27.96     | 5      | 80.11 |
| 26 | 40 | BEC | Simon MAYNE      | Fisher Fury           | 9    | 1:28.33     | 9      | 79.77 |
| 27 | 28 | BEA | Julius BATES     | Aeon Blaze            | 9    | 1:30.91     | 8      | 77.51 |
| 28 | 24 | BEA | Dick ADAMS       | Westfield             | 8    | 1:34.89     | 5      | 74.26 |
| 29 | 23 | BEC | Garry FRANKS     | MNR Vortex RT+        | 6    | 1:41.44     | 4      | 69.46 |

Not-Seen



41 BEB Neil CONSTABLE-BERRY Fisher Fury

Weather / Track: Murky / Dry

Start Time : 11:26

Donington Park

25 Mar 07 11:44

|   |               |   |
|---|---------------|---|
| Clerk of Course :<br> 1165 | Time Issued : | Chief Timekeeper : Terry Stevens<br> |
|---|---------------|---|

THESE RESULTS REMAIN PROVISIONAL FOR A MINIMUM OF 30 MINUTES FROM THE TIME OF ISSUE

Results produced on HS Sports Timing and Results Systems. Results online at [www.750MC.co.uk](http://www.750MC.co.uk)



## SAXMAX

### Provisional Qualifying Times - P8

| Pl | No | Cl  | Name                 | Car              | Laps | Time on Lap | Behind | MPH   |
|----|----|-----|----------------------|------------------|------|-------------|--------|-------|
| 1  | 27 | SAX | Aaron WILLIAMSON     | Citroen Saxo VTR | 4    | 1:30.69     | 3      | 77.70 |
| 2  | 25 | SAX | James COLBURN        | Citroen Saxo VTR | 3    | 1:31.00     | 3      | 77.43 |
| 3  | 6  | SAX | Cassey WATSON        | Citroen Saxo VTR | 4    | 1:31.23     | 3      | 77.24 |
| 4  | 22 | SAX | Sam SCHOFIELD        | Citroen Saxo VTR | 4    | 1:31.25     | 4      | 77.22 |
| 5  | 7  | SAX | Leyton CLARKE        | Citroen Saxo VTR | 4    | 1:31.43     | 2      | 77.07 |
| 6  | 24 | SAX | James ROOKER-EDWARDS | Citroen Saxo VTR | 4    | 1:31.71     | 4      | 76.83 |
| 7  | 5  | SAX | Jake FARNDON         | Citroen Saxo VTR | 4    | 1:31.73     | 4      | 76.82 |
| 8  | 99 | SAX | Chrissy PALMER       | Citroen Saxo VTR | 4    | 1:31.78     | 4      | 76.77 |
| 9  | 34 | SAX | Joe FERGUSON         | Citroen Saxo VTR | 4    | 1:32.06     | 2      | 76.54 |
| 10 | 8  | SAX | Tommy DAVISON        | Citroen Saxo VTR | 4    | 1:32.48     | 3      | 76.19 |
| 11 | 9  | SAX | Sam WALMSLEY         | Citroen Saxo VTR | 4    | 1:33.30     | 3      | 75.52 |
| 12 | 26 | SAX | Henry PICKERING      | Citroen Saxo VTR | 4    | 1:33.37     | 2      | 75.47 |
| 13 | 45 | SAX | David RATCLIFF       | Citroen Saxo VTR | 4    | 1:33.98     | 2      | 74.98 |
| 14 | 44 | SAX | Abbie EATON          | Citroen Saxo VTR | 4    | 1:34.52     | 2      | 74.55 |
| 15 | 39 | SAX | Joe GRINSELL         | Citroen Saxo VTR | 4    | 1:34.96     | 2      | 74.20 |
| 16 | 77 | SAX | Declan ARMSTRONG     | Citroen Saxo VTR | 4    | 1:35.84     | 3      | 73.52 |
| 17 | 18 | SAX | Nina Jo ATKINSON     | Citroen Saxo VTR | 4    | 1:36.02     | 4      | 73.38 |
| 18 | 23 | SAX | Jamie BROWN          | Citroen Saxo VTR | 4    | 1:36.11     | 3      | 73.31 |

#### Not-Seen

|    |     |                  |                  |
|----|-----|------------------|------------------|
| 21 | SAX | Josh COOK        | Citroen Saxo VTR |
| 29 | SAX | Patrick FLETCHER | Citroen Saxo VTR |
| 30 | SAX | Josh BENSON      | Citroen Saxo VTR |
| 4  | SAX | Andrew TIBBS     | Citroen Saxo VTR |

No 4, 29 & 30 - seen but 0 laps completed.

Weather / Track: Bright / Dry

Start Time : 11:57

Donington Park

25 Mar 07 12:28

|   |               |   |
|---|---------------|---|
| Clerk of Course :<br> (Z.30) | Time Issued : | Chief Timekeeper : Terry Stevens<br> |
|---|---------------|---|

THESE RESULTS REMAIN PROVISIONAL FOR A MINIMUM OF 30 MINUTES FROM THE TIME OF ISSUE

Results produced on HS Sports Timing and Results Systems. Results online at [www.750MC.co.uk](http://www.750MC.co.uk)