

Mallory Park - 11th March 2007



Official Programme - £2.50

Programme Amendments

Mallory Park

11/Mar - 11/Mar/07

Please add the following

Formula	No	Cls	Driver	Car
750 Formula	14	B	Paul Collins	Darvi Mk5
Formula Vee	46		Miles Southerton	AHS Scarab II
	53		Simon Livesley	Scarab Mk IV
	77		David Shelton	AHS Challenger
RGB	34	B	Collin Duce	Fisher Fury
	39	C	Marc Nordon	MNR Vortex
Stock Hatch	98		Matt Wisher	Peugeot 106 XSi



This meeting is held under the General Regulations of the MSA (incorporating the provisions of the International Sporting Code of the FIA) and the Supplementary Regulations, Final Instructions and any written instructions which the Organisers issue for the race meeting. **MSA Permits: 39725/6**

RACE MEETING OFFICIALS

MSA STEWARD
J.A.Watt

CLERKS OF COURSE
J.Floyd D.Brice
J.Smith I.Thompson

CLUB STEWARDS
V.Ayres A.Cox

TIMEKEEPERS
T.Stevens (Chief)
A.Stevens A.Hancock

SCRUTINEERS
D.F.D.Smith

S.Ford H.Fisher
C.Baker J.Atkinson
D.Meekins
M.Lambkin-Smith

INCIDENT OFFICER
A.Bennett

CHIEF MARSHAL
P.Harding

RACE RESCUE UNIT/S
750 Motor Club

COMMENTATOR
M.Pye

SECRETARY
OF THE MEETING
Robin Knight

MARSHALS
750 Motor Club
BMMC & friends

BREAKDOWN UNITS
Barrie Mills

APPROXIMATE TIMETABLE

1	Demon Tweeks/Yokohama Stock Hatch Championship - A	9.30
2	Demon Tweeks/Yokohama Stock Hatch Championship - B	9.55
3	750 MC Formula Vee Championship - A	10.20
4	750 MC Formula Vee Championship - B	10.45
5	750 MC Locost Championship	11.10
6	Premier Choice Group 750 Formula Championship	11.35
7	Formula Junior Championship	12.00
8	MDS Battery RGB Championship	12.25

Races (* = Green flag lap)

1	Demon Tweeks/Yokohama Stock Hatch Championship - Heat	1.35
2	750 MC Formula Vee Championship – Heat *	2.05
3	750 MC Locost Championship – Heat	2.35
4	Premier Choice Group 750 Formula Championship *	3.00
5	Demon Tweeks/Yokohama Stock Hatch Championship - Final	3.30
6	Formula Junior Championship *	4.00
7	750 MC Formula Vee Championship – Final *	4.25
8	MDS Battery RGB Championship	4.55
9	750 MC Locost Championship - Final	5.20

The organisers reserve the right, with the permission of the Stewards of the Meeting and/or the Clerk of Course, to change the order in which events are run and to postpone, cancel or abandon the meeting or any part thereof.

Races 1/5

13 mins + 1 lap

Demon Tweeks/Yokohama Stock Hatch Championship


The Stock Hatch Championship, is in its 10th year & continues to be the most popular championship in the UK. Modifications are strictly limited to basic rebore and blueprinting along with the use of standard gearbox; ignition systems are 'free'; suspension mods are limited to lowering and uprating of springs and dampers; brakes remain standard with free pad materials; a 'control' Yokohama A539 tyre and a weight penalty for leading cars ensures close racing at very affordable cost.

No	Cls	Driver	Car details	ccs	Hometown
7		Jeff Humphries	Peugeot 106 Rallye	1600	Farnham
9	B	Matt Rozier	Peugeot 205 GTI	1580	Dartford
10		Gareth Wright	Peugeot 106 XSi	1600	Wisbech
14	B	JJ Vannier	Fiesta XR2	1600	Forest Row
15		Darren Wilson	Peugeot 106 XSi	1600	Lincoln
18		Nick Carter	Vauxhall Corsa Sport	1400	Louth
21	B	Carl Swan	Citroen Saxo VTR	1600	Rugby
23	B	Jamie Golby	Ford Fiesta XR2i	1600	Southam
26		Alan Eason	Citroen Saxo	1600	Northampton
28		Dan Summers	Peugeot 106 Rallye	1600	Feltham
31		Mark Alden	Peugeot 106 XSi	1600	Cheadle
38	B	Darren Gay	Fiesta XR2	1600	Northampton
44		Simon Welford	Peugeot 106	1600	Esher
46	B	Liam Sargent	Peugeot 106 XSi	1600	Halesowen
50	B	Andy Muggeridge	Peugeot 205 GTI	1600	Reading
56	B	Lee Connell	Peugeot 205 GTI	1600	Crewe
57	B	Tony Taylor	Peugeot 205 GTI	1580	Hertford
61	B	Michael Cox	Fiesta XR2	1600	Whyteleafe
64	B	Maurice Davies	Fiesta XR2	1600	St. Helens
67	B	Tom Molyneux	Fiesta XR2i	1600	Woodford Green
70		Pat Grove	Peugeot 106 Rallye	1600	Tewkesbury
81	B	Iain Clark	Ford Fiesta XR2	1600	Chertsey
82		Matthew Foley	Citroen Saxo VTR	1600	Merthyr Tydfil
85	B	Gary Froud	Ford Fiesta XR2	1600	Abingdon
88	B	Neil Walsh	Fiesta XR2	1600	Stevenage
96	B	Christopher Hubbard	Escort XR3i	1600	Peterborough

The above drivers are in the 1st Stock Hatch practice session – those on the next page are in the 2nd session.

From the combined times of the two sessions the slowest 30 go into Race 1, the remainder into Race 5 which will be topped up to 30 by the top finishers in Race 1.

demon tweeks



Races 1/5

13 mins + 1 lap

Demon Tweaks/Yokohama Stock Hatch Championship

The Stock Hatch Championship, is in its 10th year & continues to be the most popular championship in the UK. Modifications are strictly limited to basic rebore and blueprinting along with the use of standard gearbox; ignition systems are 'free'; suspension mods are limited to lowering and uprating of springs and dampers; brakes remain standard with free pad materials; a 'control' Yokohama A539 tyre and a weight penalty for leading cars ensures close racing at very affordable cost.

No	Cls	Driver	Car details	ccs	Hometown
3		Simon Hunt	Peugeot 106 XSi	1600	Derby
4		Pete Morgan	Citroen Saxo VTR	1600	Wrexham
8		Alex Dew	Citroen Saxo	1600	Bampton
13		James Marshall	Citroen Saxo VTR	1600	Warwick
19		Matt Wilkins	Peugeot 106 XSi	1600	Reading
20		Terry Roughton	Citroen Saxo	1600	Wisbech
22	B	Paul Bishop	Ford Fiesta XR2	1600	Huddersfield
24		Ryan Bensley	Citroen Saxo VTR	1600	King's Lynn
25	B	Richard Dixon	Ford Fiesta XR2	1600	Norwich
27	B	Craig Emmerson	Vauxhall Nova GTE	1600	Loughborough
30	B	Matt Dennis	Ford Fiesta XR2	1600	Godstone
35	B	Keith Barker	Ford Fiesta XR2	1600	Brentwood
36	B	Andy Barnett	Peugeot 205 GTi	1600	Reading
42	B	Lee Scott	Ford Fiesta XR2i	1600	Hornchurch
49	B	Oliver McCrudden	Fiesta XR2	1600	London
55	B	Derek Rozier	Fiesta XR2i	1600	Bexley
60	B	Tim Mizen	Fiesta XR2i	1600	Eastbourne
65		Graham Mulholland	Saxo VTR	1600	Belper
68	B	Tony Le Tissier	Fiesta XR2	1600	Selly Oak
76		Ashley Collins	Peugeot 205 Gti	1400	Worcester
78	B	Paul Connell	Peugeot 205 GTi	1600	Market Drayton
84		William Hornsey	Peugeot 106 Rallye	1600	Didcot
89	B	Jay Elliott	Peugeot 205 GTi	1600	Bow
99		Craig Varney	Citroen Saxo VTR	1600	Coventry
102	B	Charles Godfrey	Ford Fiesta XR2	1600	Surbiton

Lap Record:

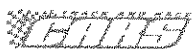
Tony Scarlett

0:56.82

85.53

09/03/03

demon tweaks



Races 2/7

13 mins + 1 lap


750 Motor Club Formula Vee Championship

The 750 Motor Club Formula Vee championship is ideal for beginner and 'expert' alike, looking for competitive single seater racing on a low budget. It has been run by the 750 Motor Club since 1980 and is probably the cheapest way to go single seater racing in the UK. Engine, gearbox and much of the suspension and braking system is from the VW 1300 Beetle and this, along with a Dunlop 'control' tyre puts the emphasis on driver ability to win races.

No	Driver	Car details	ccs	Hometown
1	Sam Oliveira	Sheane	1300	Brackley
5	Ian Buxton	GAC01/Daghorn	1300	Staffs
10	Steve Ough	AHS Challenger	1300	ShIPLEY
11	Martin Farmer	GAC 03	1300	Castle Bromwich
14	James Birch	Scarab Mk5	1300	Rickmansworth
15	Paul Smith	GAC 02	1300	Grays
26	Ben Williams	Sheane Mk2	1300	Uckfield
28	Stuart Feather	Feather Challenger	1300	Leeds
38	John Stapleton	Leystone JH002	1300	Crayford
44	Ed Saunders	AHS Leystone	1300	Uttoxeter
47	Amkit Love	GAC Formula Vee	1300	London
48	Tim Probert	Storm FF1	1300	Richmond
55	Peter Studer	Sheane	1300	Thetford
60	Robert Higgins	Sheane 98	1300	Worthing
67	Paul Taylor	AHS Challenger	1300	East Grinstead
72	Tim Hill	Leystone AHS	1300	Daventry
87	Warren Smith	Storm SF1	1300	Bristol
94	Peter Belsey	Spyder MK2	1300	Reading

The above drivers are in the 1st Formula Vee practice session – those on the next page are in the 2nd session.

From the combined times of the two sessions the slowest 24 go into Race 2, the remainder into Race 7 which will be topped up to 24 by the top finishers in Race 2.



Races 2/7

13 mins + 1 lap

750 Motor Club Formula Vee Championship

The 750 Motor Club Formula Vee championship is ideal for beginner and 'expert' alike, looking for competitive single seater racing on a low budget. It has been run by the 750 Motor Club since 1980 and is probably the cheapest way to go single seater racing in the UK. Engine, gearbox and much of the suspension and braking system is from the VW 1300 Beetle and this, along with a Dunlop 'control' tyre puts the emphasis on driver ability to win races.

No	Driver	Car details	ccs	Hometown
2	Jake Oliveira	Storm DC 07	1300	Brackley
3	Daniel Hands	GAC 01	1300	Bicester
6	John Hughes	Leystone AHS JH002	1300	Bristol
8	Ben Evans	Scarab	1300	Bristol
9	Stephen Glasswell	Storm SF1	1300	Bury St Edmunds
20	Adrian Weston	Leystone	1300	Farnham
21	Richard Potterton	Scarab Mk2	1300	Scunthorpe
22	Jamie Conyers	GAC 03	1300	Mirfield
23	Steve Robbins	Sheane	1300	Andover
31	Alexander Sims	AHS	1300	Peterborough
32	Niall McCarthy	Storm SF1	1300	Bishop's Stortford
33	Ryan Lindsay	AHS Challenger	1300	Coventry
42	John Townshend	Sheane Mk2	1300	Colchester
49	Richard Honick	Sheane Mk 3'	1300	Sutton Coldfield
50	Elliott Hopkins	Scarab	1300	Macclesfield
56	Alan Catterall	Sheane Fv	1300	Forest Row
66	Martin Galpin	GAC 01	1300	Colchester
85	Tony Dowson	Sheane	1300	London

Lap Record

Jeremy Clark 0:50.87 95.53 22/03/98



Races 3/9

13 mins + 1 lap

750 Motor Club Locost Championship

The 750 Motor Club Locost Championship is for cars built to the same basic design and using a standard Ford 1300 cc crossflow engine, gearbox and many other standard components. All cars run with a 'control' camshaft from Kent Cams; modifications are limited to a rebore and basic 'blue-printing'. There is also a 'control' tyre, the Yokohama A539. There is free choice of spring rates and anti-roll bars; dampers must be steel-bodied and single-adjustable.



No	Driver	Car details	ccs	Hometown
1	Declan McDonnell	Locost	1300	Hertford
3	Martin Gambling	Locost	1300	Leamington Spa
4	Brian Mitcham	Locost	1300	Bury St Edmunds
6	Aaron Bailey	Locost	1300	Leamington Spa
8	Nick Lear	Locost	1300	Bristol
9	Alastair Garratt	Locost	1300	Nottingham
10	David Bartholomew	Locost	1300	Reading
11	Richard Jenkins	Locost	1300	Norwich
21	Jason Gibbons	Locost	1300	Bristol
23	Robert Middleton	Locost	1300	Normanton
25	Karen Shepherd	Locost	1300	Tadley
27	Lee Middleton	Locost	1300	Normanton
28	David Black	Locost	1300	Gt Barr
29	Kit Lawson	Locost	1300	Richmond
30	Lynfel Owen	Locost	1300	Stratford-Upon-Avon
31	Samir Abid	Locost	1300	Leamington Spa
32	Chris Sheerin	Locost	1300	Swindon
34	Sam Brough	Locost	1300	Barnsley
36	Mark Glover	Locost	1300	Derby
37	Robert Sibbons	Locost	1300	Market Rasen
39	Steve Evans	Locost	1300	Glenfield
40	Antony Childe-Freeman	Locost	1300	London
41	Brett Townsend	Locost	1300	Rugby
43	Simon Wood	Locost	1300	Cambridge
44	Gary Parkes	Locost	1300	Lincoln
46	Kevin Lucas	Locost	1300	
47	Robert Palin	Locost	1300	Nuneaton
53	Mark Gogle	Locost	1300	Wolverhampton
55	Richard Hall	Locost	1300	Cropwell Bishop
63	Craig Turner	Locost	1300	Glossop
69	Spencer Lyon	Locost	1300	Bicester
71	Victoria Pickles	Locost	1300	Louth
73	Mark White	Locost	1300	Bedford
74	Garry Brandon	Locost	1300	Hitchin
77	James Pinkerton	Locost	1300	Leamington Spa
81	James Kmiecik	Locost	1300	Grantham
83	Paul Presgraves	Locost	1300	Peterborough
85	James O'Donnell	Locost	1300	Wetherby

After practice the slowest 28 cars plus cars 43 & 53 will go into Race 3, the remainder into Race 9 which will be topped up to 30 by the top finishers in Race 3.

Race 6

13 mins + 1 lap

Historic Formula Junior Championship

Organised by the Aston Martin Owners Club, the Historic Formula Junior Championship is open to single seater racing cars complying with Formula Junior (1958 – 1963) and 500cc Formula 3 (1946 – 1962). All vehicles must have competed in period and in the specification in which they race.

There are 4 classes, being:-
A – Front engined Formula Junior cars built and raced before 31/12/1960.
B – Rear engined Formula Junior cars built and raced before 31/12/1960.

C - Rear and front engined Formula Junior cars built and raced between 1/1/1961 and 31/12/1963.

D – Formula 3 500cc cars built and raced before 31/12/1962.

No	Cls	Driver	Car details	ccs	Hometown
4	A2	Derek Walker	Terrier Mk IV	1100	Altrincham
7	A2	Duncan Rabagliati	Alexis HF1	1100	
11	A2	John Truslove	Lola MkII	1098	Redditch
14	A2	Crispian Besley	Elva	1095	Northampton
15	A2	John Monson	BMC Mk1	998	Beverley
18	A2	Bill Colaric	Elva 100	1100	Leamington Spa
20	A1	Steve Russell	Stanguellini	1098	Windsor
21	C1	David Hall	Huffaker Mk2	900	London
28	A2	Paul Smeeth	Alva 100	1098	Stamford
31	B	Kevin Musson	Lotus 18	997	Nocton
35	B	Tim Bishop	Sauter	1100	Daventry
37	B	Tony Martindale	Essenkay	1100	Southam
44	B	Brian Arculus	Emeryson	1100	Pulborough
45	B	Andrew Robertson	Crossle 4F	1098	
49	C1	John Tweedale	Jolus	1098	Kent
52	C2	James Claridge	Lola Mk5	1098	St. Neots
53	C1	David Grunberg	Lotus 20	1098	London
76	C1	Vernon Williamson	Ausper T3	1100	Lasswade
77	FJ2	Steve Smith	Cooper T59	1098	Northampton
85	C1	John Chisholm	Gemini Mk3A	1098	Rickmansworth
88	C1	Paul Davis	Lotus 20	1098	Haslemere
94	D	J B Jones	Cousy	500	Southam
95	C2	Ernst Rudolf	Lotus 20	1098	22607 Hamberg



Race 8

13 mins + 1 lap

MDS Battery RGB Championship

First introduced in 2001, this Championship is for two-seater cars which must be capable of passing an MOT. Cars may be constructed specifically for the series or may be one of the many motorcycle engined cars currently available. The engines must be series-production four-stroke units and may not be modified from standard; they run in three classes; standard Fireblade engined kit cars (class C), up to 145 bhp (class B), 146 to 180 bhp and all rear-engined cars (class A). Control tyre is the Yokohama AO48R.




No	Cls	Driver	Car details	ccs	Hometown
2	C	Tim Gray	Stuart Taylor Phoenix	919	Trowell
4	C	Derek Jones	Fisher Fury	919	Norwich
8	B	Paul Rogers	Stuart Taylor Phoenix	998	Attleborough
9	C	John Cutmore	Westfield Megablade	919	Bury St Edmunds
12	C	Mike Atkinson	Stuart Taylor Phasar	919	Hull
13	C	David Wale	Fisher Fury Fireblade	919	Amersham
14	A	Doug Carter	Genesis Evo	1200	Kendal
15	A	James Johnson	Fisher Fury	1299	Corsham
16	C	Matt Rowe	Fisher Fury	919	Winchester
21	C	Aaron Wright	Fisher Fury	919	Cambridge
23	C	Garry Franks	MNR Vortex RT+	893	Telford
25	C	Tony Carpenter	Stuart Taylor Phoenix	919	Daventry
26	B	Paul Haynes	STM Phasar	1000	Huntingdon
27	C	Robert Grant	Raw Striker	919	Longfield
28	A	Julius Bates	Aeon Blaze	1300	London
31	C	Chris Ansett	Westfield Megablade	893	Tring
32	C	Jon Ansett	Westfield Megablade	893	Tring
33	C	Alastair Boulton	Stuart Taylor Phoenix	900	Cheltenham
36	C	Henry Carr	Fisher Fury	919	Leeds
41	B	Neil Constable-Berry	Fisher Fury	998	Norwich
44	C	Judi Derisley	Fisher Fury	919	Hayling Island
46	A	Buzz Billsberry	Genesis Evo	1200	Leeds
50	C	Tim Hoverd	Fisher Fury	919	Cambridge
52	A	Rob Baldwin	BDN S2	1200	Aldershot
56	C	Mathew Green	Fisher Fury	919	Bury St. Edmunds
61	A	Mike Allen	Tiger MAE	1127	Cambridge
63	C	Colin Chapman	Fisher Fury	919	Pershore
69	C	Jonathan Thackray	Fisher Fury	919	Chesterfield
75	A	Gordon Griffin	T5 Mission	1200	South Croydon
99	A	Steve Robinson	Genesis RR06	1200	Cliff

Lap Records:

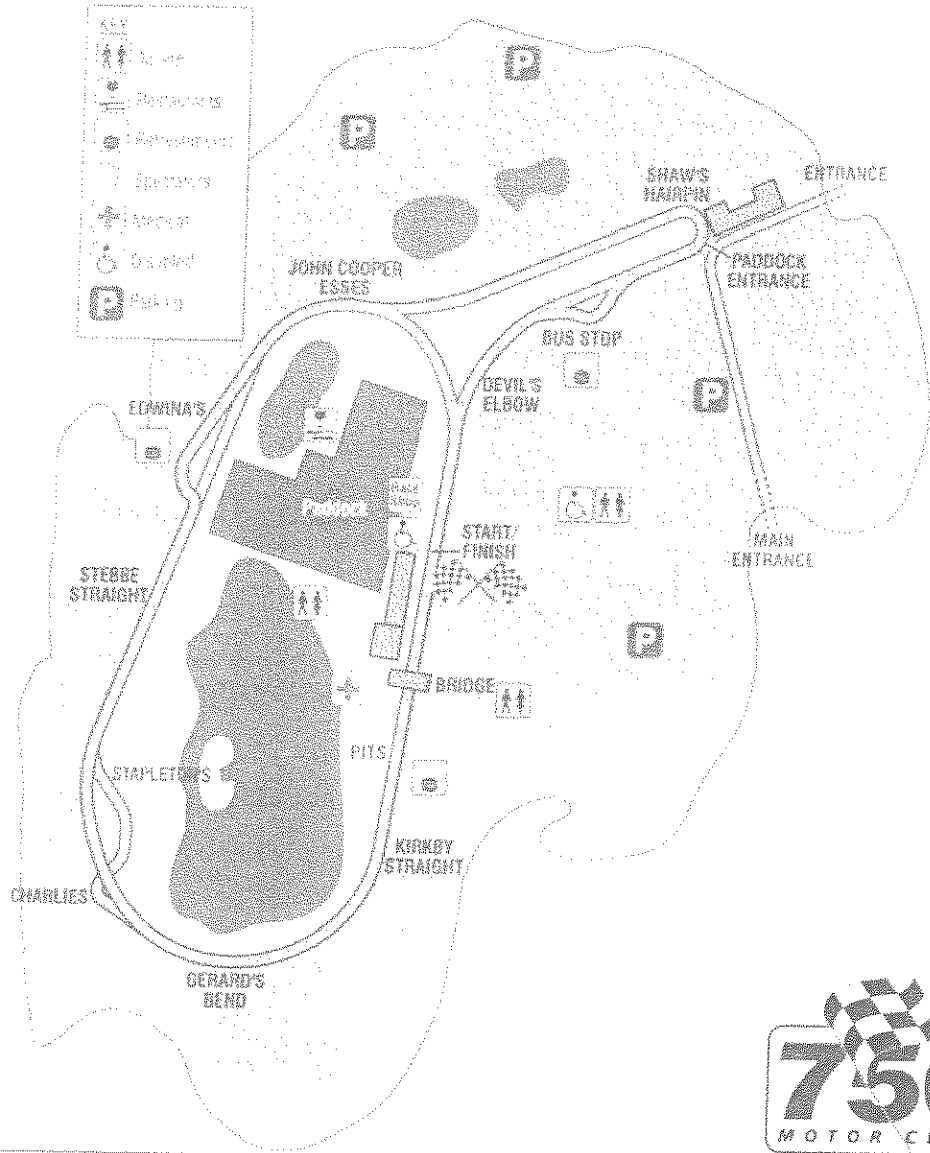
A	James Bickley	0:49.427	98.33	03/06/01
B	Martin Brooks	0:51.145	95.02	03/06/01
C	Tim Gray	0:50.78	95.71	20/03/05

MDS



CIRCUIT MAP

"The Little Circuit with the Big View"
 01455 842931 www.mallorypark.co.uk



Mallory Park (Motorsport) Ltd wish to thank the following companies and individuals for their help and assistance in running this event.:

<i>Paynes of Hinckley</i>	<i>Isuzu Trucks</i>
<i>Euromedix Ltd</i>	<i>The Doctors & Medical Team</i>
<i>Astro Van Hire</i>	<i>The 750 Motor Club</i>
<i>All Marshals & Officials</i>	<i>Everyman Motor Racing Ltd.</i>

Mallory Park (Motorsport) Ltd.

Church Road, Kirkby Mallory, Leicestershire, LE9 7QE

Phone 01455 842931

Fax 01455 848289

Email info@mallorypark.co.uk

General Manager
 Circuit Manager
 Office Manager
 Office Assistant

John Ward
 Wayne Lovell
 Helen Lovell
 Sarah Beasley

Email: johnward@mallorypark.co.uk
 Email: info@mallorypark.co.uk
 Email: helen@mallorypark.co.uk
 Email: sarah@mallorypark.co.uk

AMENDED



AMENDED

Demon Tweeks / Yokohama Stock Hatch

Provisional Results - Race 1 - Heat

Pl	No	Cl	Name	Car	Laps	Time	Behind	MPH	Best Lap on	MPH
1	9	SHB	Matt ROZIER	Peugeot 205 GTi	15	14:52.27		81.70	58.34	2 83.30
2	19	SH	Matt WILKINS	Peugeot 106 XSi	15	14:53.93	1.66	81.55	58.74	5 82.74
3	28	SH	Dan SUMMERS	Peugeot 106 Rallye	15	14:55.60	3.33	81.40	58.90	2 82.51
4	27	SHB	Craig EMMERSON	Vauxhall Nova GTE	15	14:55.88	3.61	81.37	58.77	12 82.70
5	81	SHB	Iain CLARK	Ford Fiesta XR2	15	15:05.51	13.24	80.51	59.34	5 81.90
6	26	SH	Alan EASON	Citroen Saxo	15	15:07.58	15.31	80.32	59.57	4 81.58
7	60	SHB	Tim MIZEN	Ford Fiesta XR2i	15	15:07.74	15.47	80.31	59.06	4 82.29
8	44	SH	Simon WELFORD	Peugeot 106	15	15:07.89	15.62	80.30	58.88	12 82.54
9	88	SHB	Neil WALSH	Ford Fiesta XR2	15	15:11.55	19.28	79.97	59.38	13 81.85
10	64	SHB	Maurice DAVIES	Ford Fiesta XR2	15	15:13.81	21.54	79.78	59.39	12 81.83
11	38	SHB	Darren GAY	Ford Fiesta XR2	15	15:16.87	24.60	79.51	59.63	4 81.50
12	102	SHB	Charles GODFREY	Ford Fiesta XR2	15	15:19.90	27.63	79.25	59.82	7 81.24
13	56	SHB	Lee CONNELL	Peugeot 205 GTi	15	15:21.59	29.32	79.10	59.99	4 81.01
14	55	SHB	Derek ROZIER	Ford Fiesta XR2i	15	15:26.31	34.04	78.70	59.24	13 82.04
15	61	SHB	Michael COX	Ford Fiesta XR2	15	15:28.93	36.66	78.48	1:00.74	3 80.01
16	36	SHB	Andy BARNETT	Peugeot 205 GTi	15	15:28.96	36.69	78.47	1:00.28	14 80.62
17	50	SHB	Andy MUGGERIDGE	Peugeot 205 GTi	15	15:30.91	38.64	78.31	59.25	7 82.03
18	76	SH	Ashley COLLINS	Peugeot 205 GTi	15	15:34.32	42.05	78.02	1:00.54	13 80.28
19	49	SHB	Oliver McCRUDDEN	Ford Fiesta XR2	15	15:34.81	42.54	77.98	1:00.59	13 80.21
20	25	SHB	Richard DIXON	Ford Fiesta XR2	15	15:41.84	49.57	77.40	1:00.83	6 79.89
21	91	SHB	Andrew ARBER	Ford Fiesta XR2	15	15:49.13	56.86	76.81	1:01.41	4 79.14
22	23	SHB	Jamie GOLBY	Ford Fiesta XR2i	15	15:49.36	57.09	76.79	1:00.14	15 80.81
23	85	SHB	Gary FROUD	Ford Fiesta XR2	15	15:54.65	1:02.38	76.36	1:01.83	6 78.60
24	96	SHB	Christopher HUBBARD	Ford Escort XR3i	14	15:18.32	1 Lap	74.09	1:02.63	3 77.60
25	68	SHB	Tony LE TISSIER	Ford Fiesta XR2	13	15:23.47	2 Laps	68.42	1:06.80	11 72.75

Not-Classified

14	SHB	JJ VANNIER	Ford Fiesta XR2	11	11:45.69	DNF	75.76	58.93	4	82.47
59	SH	Geoff BLUFF	Citroen Saxo	8	9:05.79	DNF	71.24	1:03.03	4	77.11

Non-Starters

30	SHB	Matt DENNIS	Ford Fiesta XR2
35	SHB	Keith BARKER	Ford Fiesta XR2
89	SHB	Jay ELLIOTT	Peugeot 205 GTi

Fastest Lap

9	SHB	Matt ROZIER	Peugeot 205 GTi	58.34	2	83.30
19	SH	Matt WILKINS	Peugeot 106 XSi	58.74	5	82.74

No 19, 85 & 102 - transponder signals now okay

Weather / Track:

Start Time : 13:37

Mallory Park

11 Mar 07 14:42


Clerk of Course :

Time Issued :

Chief Timekeeper : Terry Stevens

THESE RESULTS REMAIN PROVISIONAL FOR A MINIMUM OF 30 MINUTES FROM THE TIME OF ISSUE

Results produced on HS Sports Timing and Results Systems. Results online at www.750MC.co.uk



750 Motor Club Formula Vee

Provisional Results - Race 2 - Heat

Pl	No	Cl	Name	Car	Laps	Time	Behind	MPH	Best Lap on	MPH
1	9	FV	Stephen GLASSWELL	Storm SF1	16	14:25.57		89.84	52.30	4 92.93
2	38	FV	John STAPLETON	Leystone JH002	16	14:32.76	7.19	89.10	53.11	8 91.51
3	55	FV	Peter STUDER	Sheane	16	14:34.43	8.86	88.93	53.05	7 91.61
4	14	FV	James BIRCH	Scarab Mk5	16	14:37.69	12.12	88.60	53.18	7 91.39
5	54	FV	Sho HANAWA	Sheane	16	14:50.81	25.24	87.29	53.51	15 90.82
6	32	FV	Niall McCARTHY	Storm SF1	16	15:05.00	39.43	85.92	54.80	11 88.69
7	42	FV	John TOWNSHEND	Sheane Mk2	16	15:05.37	39.80	85.89	54.37	6 89.39
8	28	FV	Stuart FEATHER	Feather Challenger	16	15:08.18	42.61	85.62	54.64	6 88.95
9	49	FV	Richard HONICK	AHS Challenger	16	15:20.82	55.25	84.45	55.26	10 87.95
10	20	FV	Adrian WESTON	Leystone	15	14:25.47	1 Lap	84.23	55.14	15 88.14
11	21	FV	Richard POTTERTON	Scarab Mk2	15	14:26.35	1 Lap	84.15	55.43	4 87.68
12	58	FV	Andrew ARBER	AHS	15	14:42.69	1 Lap	82.59	54.98	7 88.40
13	46	FV	Miles SOUTHERTON	AHS Scarab II	15	14:46.96	1 Lap	82.19	54.79	10 88.70
14	77	FV	David SHELTON	AHS Challenger	15	14:52.45	1 Lap	81.69	57.35	7 84.74
15	50	FV	Elliott HOPKINS	Scarab	14	15:07.26	2 Laps	75.00	1:01.56	13 78.95

Not-Classified

47	FV	Amkit LOVE	GAC	10	9:34.45	DNF	84.60	54.54	10 89.11
26	FV	Ben WILLIAMS	Sheane Mk2	10	9:34.96	DNF	84.53	54.01	10 89.98
60	FV	Robert HIGGINS	Storm	8	7:36.77	DNF	85.12	54.74	6 88.78
53	FV	Simon LIVESLEY	Scarab MkIV	8	7:36.89	DNF	85.10	55.01	5 88.35
23	FV	Steve ROBBINS	Sheane	7	7:48.80	DNF	72.57	1:03.89	6 76.07
6	FV	John HUGHES	Scarab Mk5	6	5:30.75	DNF	88.16	52.90	4 91.87
48	FV	Tim PROBERT	Storm FF1	6	7:40.86	DNF	63.27	52.84	3 91.98
10	FV	Steve OUGH	AHS Challenger	1	1:03.66	DNF	76.34	1:03.66	1 76.34

Non-Starters

67	FV	Paul TAYLOR	AHS Challenger
----	----	-------------	----------------

Fastest Lap

9	FV	Stephen GLASSWELL	Storm SF1	52.30	4 92.93
---	----	-------------------	-----------	-------	---------

Stevens
Please do not
throw away
results in error
15/3

Weather / Track: Bright / Dry

Start Time : 14:09

11 Mar 07 14:25


Clerk of Course :

Chief Timekeeper : Terry Stevens

THESE RESULTS REMAIN PROVISIONAL FOR A MINIMUM OF 30 MINUTES FROM THE TIME OF ISSUE

Results produced on HS Sports Timing and Results Systems. Results online at www.750MC.co.uk

AMENDED



AMENDED

750 Motor Club Locost

Provisional Results - Race 3 - Heat (Amended)

Pl	No	Cl	Name	Car	Laps	Time	Behind	MPH	Best Lap on	MPH
1	28	LC	David BLACK	Locost	15	14:45.59		82.32	57.57	15 84.42
2	69	LC	Spencer LYON	Locost	15	14:47.41	1.82	82.15	57.67	10 84.27
3	1	LC	Declan McDONNELL	Locost	15	14:47.52	1.93	82.14	57.74	14 84.17
4	43	LC	Simon WOOD	Locost	15	14:48.19	2.60	82.08	57.19	11 84.98
5	83	LC	Paul PRESGRAVES	Locost	15	14:48.29	2.70	82.07	57.51	10 84.51
6	9	LC	Alastair GARRATT	Locost	15	14:48.53	2.94	82.05	57.28	10 84.85
7	77	LC	James PINKERTON	Locost	15	14:50.57	4.98	81.86	57.77	10 84.13
8	85	LC	James O'DONNELL	Locost	15	14:50.93	5.34	81.82	58.00	15 83.79
9	21	LC	Jason GIBBONS	Locost	15	14:57.05	11.46	81.27	57.85	12 84.01
10	46	LC	Kevin LUCAS	Locost	15	14:57.15	11.56	81.26	58.10	8 83.65
11	30	LC	Lynfel OWEN	Locost	15	14:57.41	11.82	81.23	58.25	10 83.43
12	39	LC	Steve EVANS	Locost	15	15:00.60	15.01	80.95	58.21	6 83.49
13	44	LC	Gary PARKES	Locost	15	15:17.62	32.03	79.44	59.69	9 81.42
14	73	LC	Mark WHITE	Locost	15	15:17.95	32.36	79.42	59.07	8 82.28
15	81	LC	James KMIECIAK	Locost	15	15:18.37	32.78	79.38	58.70	8 82.79
16	63	LC	Craig TURNER	Locost	15	15:18.50	32.91	79.37	59.34	14 81.90
17	47	LC	Robert PALIN	Locost	15	15:20.03	34.44	79.24	58.75	15 82.72
18	23	LC	Robert MIDDLETON	Locost	15	15:32.09	46.50	78.21	59.96	6 81.05
19	25	LC	Karen SHEPHERD	Locost	15	15:35.66	50.07	77.91	59.09	5 82.25
20	37	LC	Robert SIBBONS	Locost	15	15:45.40	59.81	77.11	59.25	6 82.03
21	27	LC	Lee MIDDLETON	Locost	14	15:08.81	1 Lap	74.87	1:02.07	13 78.30
22	32	LC	Chris SHEERIN	Locost	14	15:26.87	1 Lap	73.41	1:02.79	10 77.40
23	40	LC	Antony CHILDE-FREEMAN	Locost	14	15:39.00	1 Lap	72.46	1:03.57	13 76.45

Not-Classified

74	LC	Garry BRANDON	Locost	13	13:09.11	DNF	80.06	58.26	6	83.42
53	LC	Mark GOGLE	Locost	11	11:05.14	DNF	80.37	58.34	6	83.30
31	LC	Samir ABID	Locost	9	9:05.21	DNF	80.23	57.94	4	83.88
71	LC	Victoria PICKLES	Locost	8	8:29.90	DNF	76.25	59.38	6	81.85
34	LC	Sam BROUGH	Locost	7	7:30.11	DNF	75.58	59.39	5	81.83
29	LC	Kit LAWSON	Locost	2	3:27.40	DNF	46.87	1:37.35	2	49.92

Exclusions

41	LC	Brett TOWNSEND	Locost	Championship reg 5.10.4						
----	----	----------------	--------	-------------------------	--	--	--	--	--	--

Fastest Lap

43	LC	Simon WOOD	Locost					57.19	11	84.98
----	----	------------	--------	--	--	--	--	-------	----	-------

No 25 - transponder signal now okay

Weather / Track: Cloudy / Dry

Start Time : 14:36

Mallory Park

11 Mar 07 15:26

Clerk of Course : 15-35	Time Issued :	Chief Timekeeper : Terry Stevens
----------------------------	---------------	--------------------------------------

THESE RESULTS REMAIN PROVISIONAL FOR A MINIMUM OF 30 MINUTES FROM THE TIME OF ISSUE



Premier Choice Group 750 Formula
Provisional Results - Race 4

Pl	No	Cl	Name	Car	Laps	Time	Behind	MPH	Best Lap on	MPH
1	3	F7	Mick HARRIS	Darvi 877	16	14:22.17		90.19	52.55	12 92.48
2	1	F7	Peter BOVE	Darvi P-88	16	14:22.44	0.27	90.16	52.36	14 92.82
3	4	F7	Antony RAINE	Centaur Mk16	16	14:33.09	10.92	89.06	53.28	6 91.22
4	15	F7	Chris GOUGH	CGR2	16	14:33.92	11.75	88.98	53.37	14 91.06
5	6	F7	Dave ROBSON	SDAR/83	16	14:49.08	26.91	87.46	54.30	6 89.50
6	8	F7B	Ian ALLEN	Stage 8 Marrow	16	14:50.04	27.87	87.37	54.41	16 89.32
7	9	F7B	Bill RUTTER	Darvi Mk5B	15	14:27.42	1 Lap	84.04	56.58	15 85.90
8	36	F7	Steve COOPER	PC Special	15	14:38.84	1 Lap	82.95	56.29	13 86.34
9	14	F7B	Paul COLLINS	Darvi Mk5	15	15:04.32	1 Lap	80.61	58.78	13 82.68
10	27	F7B	Sue BUXTON	Darvi 5/97	15	15:04.58	1 Lap	80.59	56.54	14 85.96
11	10	F7	Paul MORRIS	Darvi 92J	14	14:28.81	2 Laps	78.31	56.41	11 86.15
12	44	F7B	David BASS	Time 3B	14	14:41.57	2 Laps	77.18	1:01.02	5 79.65

Not-Classified

55	F7	Roger ROWE	Centaur Mk20	7	6:25.23	DNF	88.31	53.18	6 91.39
76	F7B	John PAGET	Time IV	2	2:22.74	DNF	68.10	1:04.85	2 74.94

Non-Starters

28	F7B	Andrew DAVEY	Tristesse Mk6
77	F7B	Dick HARTLE	Tristesse Mk7

Fastest Lap

1	F7	Peter BOVE	Darvi P-88	52.36	14 92.82
8	F7B	Ian ALLEN	Stage 8 Marrow	54.41	16 89.32

Weather / Track: Cloudy / Dry

Start Time : 15:04


Mallory Park

11 Mar 07 15:20

Clerk of Course :  15-72	Time Issued :	Chief Timekeeper : Terry Stevens 
--	---------------	---

THESE RESULTS REMAIN PROVISIONAL FOR A MINIMUM OF 30 MINUTES FROM THE TIME OF ISSUE

Results produced on HS Sports Timing and Results Systems. Results online at www.750MC.co.uk



Demon Tweeks / Yokohama Stock Hatch

Provisional Results - Race 5 - Final

Pl	No	Cl	Name	Car	Laps	Time	Behind	MPH	Best Lap	on	MPH
1	3	SH	Simon HUNT	Peugeot 106 XSi	15	14:35.70		83.25	57.55	4	84.45
2	8	SH	Alex DEW	Citroen Saxo	15	14:35.86	0.16	83.23	57.40	13	84.67
3	4	SH	Pete MORGAN	Citroen Saxo VTR	15	14:37.63	1.93	83.06	57.38	9	84.70
4	15	SH	Darren WILSON	Peugeot 106 XSi	15	14:37.99	2.29	83.03	57.43	10	84.62
5	9	SHB	Matt ROZIER	Peugeot 205 GTi	15	14:47.71	12.01	82.12	57.55	8	84.45
6	98	SH	Matt WISHER	Peugeot 106 XSi	15	14:48.22	12.52	82.07	58.20	8	83.51
7	67	SHB	Tom MOLYNEUX	Ford Fiesta XR2i	15	14:48.63	12.93	82.04	58.21	8	83.49
8	82	SH	Matthew FOLEY	Citroen Saxo VTR	15	14:52.45	16.75	81.69	58.17	14	83.55
9	18	SH	Nick CARTER	Vauxhall Corsa Sport	15	14:56.89	21.19	81.28	58.63	9	82.89
10	99	SH	Craig VARNEY	Citroen Saxo VTR	15	14:59.65	23.95	81.03	58.46	12	83.13
11	78	SHB	Paul CONNELL	Peugeot 205 GTi	15	14:59.97	24.27	81.00	58.50	11	83.08
12	66	SHB	Damian COTTRELL	Ford Fiesta XR2	15	15:00.43	24.73	80.96	57.86	12	84.00
13	22	SHB	Paul BISHOP	Ford Fiesta XR2	15	15:00.71	25.01	80.94	58.67	11	82.84
14	42	SHB	Lee SCOTT	Ford Fiesta XR2i	15	15:01.05	25.35	80.91	58.57	7	82.98
15	57	SHB	Tony TAYLOR	Peugeot 205 GTi	15	15:01.33	25.63	80.88	58.58	12	82.96
16	46	SHB	Liam SARGENT	Peugeot 106 XSi	15	15:02.92	27.22	80.74	58.76	6	82.71
17	65	SH	Graham MULHOLLAND	Citroen Saxo VTR	15	15:03.09	27.39	80.72	58.55	11	83.01
18	44	SH	Simon WELFORD	Peugeot 106	15	15:03.26	27.56	80.71	58.59	11	82.95
19	60	SHB	Tim MIZEN	Ford Fiesta XR2i	15	15:03.79	28.09	80.66	58.78	11	82.68
20	28	SH	Dan SUMMERS	Peugeot 106 Rallye	15	15:05.36	29.66	80.52	58.77	13	82.70
21	26	SH	Alan EASON	Citroen Saxo	15	15:06.46	30.76	80.42	58.95	13	82.44
22	19	SH	Matt WILKINS	Peugeot 106 XSi	15	15:11.26	35.56	80.00	58.88	14	82.54
23	64	SHB	Maurice DAVIES	Ford Fiesta XR2	15	15:18.65	42.95	79.36	59.38	6	81.85
24	27	SHB	Craig EMMERSON	Vauxhall Nova GTE	15	15:19.11	43.41	79.32	59.52	6	81.65
25	81	SHB	Iain CLARK	Ford Fiesta XR2	15	15:19.17	43.47	79.31	59.32	10	81.93
26	88	SHB	Neil WALSH	Ford Fiesta XR2	14	14:46.68	1 Lap	76.74	1:00.75	13	80.00

Not-Classified

21	SHB	Carl SWAN	Citroen Saxo VTR	13	12:53.16	DNF	81.72	58.25	2	83.43
24	SH	Ryan BENSLEY	Citroen Saxo VTR	13	12:59.86	DNF	81.01	57.75	9	84.16
13	SH	James MARSHALL	Citroen Saxo VTR	4	4:04.74	DNF	79.43	58.06	2	83.71
20	SH	Terry ROUGHTON	Citroen Saxo	2	2:25.96	DNF	66.59	1:05.71	1	73.96

Non-Starters

31	SH	Mark ALDEN	Peugeot 106 XSi								
7	SH	Jeff HUMPHRIES	Peugeot 106 Rallye								
70	SH	Pat GROVE	Peugeot 106 Rallye								

Fastest Lap


4	SH	Pete MORGAN	Citroen Saxo VTR					57.38	9	84.70
9	SHB	Matt ROZIER	Peugeot 205 GTi					57.55	8	84.45

Weather / Track: Cloudy / Dry

Start Time : 15:35

Mallory Park

11 Mar 07 15:52

Clerk of Course :	Time Issued :	Chief Timekeeper :
 16:02		Terry Stevens

THESE RESULTS REMAIN PROVISIONAL FOR A MINIMUM OF 30 MINUTES FROM THE TIME OF ISSUE

Results produced on HS Sports Timing and Results Systems. Results online at www.750MC.co.uk



Historic Formula Junior Championship

Provisional Results - Race 6

Pl	No	Cl	Name	Car	Laps	Time	Behind	MPH	Best Lap on	MPH
1	77	JC2	Steve SMITH	Cooper T59	16	14:29.86		89.39	52.59	16 92.41
2	52	JC2	James CLARIDGE	Lola Mk5	16	14:47.70	17.84	87.60	54.26	8 89.57
3	4	JA2	Derek WALKER	Terrier MkIV	16	14:59.44	29.58	86.45	54.88	14 88.56
4	11	JA2	John TRUSLOVE	Lola MkII	16	15:02.00	32.14	86.21	54.31	16 89.49
5	85	JC1	John CHISHOLM	Gemini Mk3A	16	15:08.36	38.50	85.60	55.38	15 87.76
6	14	JA2	Crispian BESLEY	Elva	16	15:15.75	45.89	84.91	56.06	9 86.69
7	31	JB	Kevin MUSSON	Lotus 18	16	15:23.76	53.90	84.18	56.61	8 85.85
8	88	JC1	Paul DAVIS	Lotus 20	16	15:25.95	56.09	83.98	55.77	9 87.14
9	28	JA2	Paul SMEETH	Elva 100	15	14:47.51	1 Lap	82.14	57.34	8 84.76
10	35	JB	Tim BISHOP	Sauter	15	14:47.75	1 Lap	82.12	57.24	9 84.91
11	15	JA2	John MONSON	BMC Mk1	15	14:59.71	1 Lap	81.03	58.63	15 82.89
12	37	JB	Tony MARTINDALE	Essenkay	15	15:20.82	1 Lap	79.17	59.26	15 82.01
13	95	JC2	Rudolf ERNST	Lotus 20	15	15:21.96	1 Lap	79.07	58.58	4 82.96
14	7	JA2	Duncan RABAGLIATI	Alexis HF1	15	15:25.83	1 Lap	78.74	59.86	13 81.19
15	76	JC1	Vernon WILLIAMSON	Ausper T3	14	14:56.06	2 Laps	75.93	1:01.04	14 79.62
16	20	JA1	Steve RUSSELL	Stanguellini	14	15:28.38	2 Laps	73.29	1:05.04	11 74.72
17	18	JA2	Bill COLARIC	Elva 100	13	14:48.37	3 Laps	71.12	1:04.40	12 75.47
18	53	JC1	David GRUNBERG	Lotus 20	13	14:49.62	3 Laps	71.02	1:04.38	12 75.49
19	32	JB	John DOWSON	Elva 200	13	15:19.60	3 Laps	68.70	1:07.58	12 71.91

Not-Classified

44	JB	Brian ARCULUS	Emeryson	12	12:25.60	DNF	78.22	59.32	12 81.93
45	JB	Andrew ROBERTSON	Crossle 4F	10	9:38.12	DNF	84.07	56.04	9 86.72
49	JC1	John TWEEDALE	Jolus	2	2:06.73	DNF	76.70	59.59	2 81.56

Non-Starters

94 JD J B JONES Cousy

Fastest Lap

77	JC2	Steve SMITH	Cooper T59					52.59	16 92.41
11	JA2	John TRUSLOVE	Lola MkII					54.31	16 89.49
85	JC1	John CHISHOLM	Gemini Mk3A					55.38	15 87.76
45	JB	Andrew ROBERTSON	Crossle 4F					56.04	9 86.72
20	JA1	Steve RUSSELL	Stanguellini					1:05.04	11 74.72

Weather / Track: Cloudy / Dry

Start Time : 16:02

Mallory Park

11 Mar 07 16:27

Clerk of Course :  16-04	Time Issued :	Chief Timekeeper : Terry Stevens 
---	---------------	---

THESE RESULTS REMAIN PROVISIONAL FOR A MINIMUM OF 30 MINUTES FROM THE TIME OF ISSUE

Results produced on HS Sports Timing and Results Systems. Results online at www.750MC.co.uk



750 Motor Club Formula Vee

Provisional Results - Race 7 - Final

Pl	No	Cl	Name	Car	Laps	Time	Behind	MPH	Best Lap on	MPH
1	66	FV	Martin GALPIN	GAC 01	11	9:41.59		91.92	51.66	3 94.08
2	2	FV	Jake OLIVEIRA	Storm DC07	11	9:42.56	0.97	91.77	51.72	2 93.97
3	11	FV	Martin FARMER	GAC 03	11	9:49.62	8.03	90.67	51.38	3 94.59
4	8	FV	Ben EVANS	Scarab	11	9:53.48	11.89	90.08	52.92	2 91.84
5	3	FV	Daniel HANDS	GAC 01	11	9:53.61	12.02	90.06	52.32	10 92.89
6	9	FV	Stephen GLASSWELL	Storm SF1	11	9:53.77	12.18	90.03	52.74	2 92.15
7	33	FV	Ryan LINDSAY	AHS Challenger	11	9:53.89	12.30	90.02	52.25	10 93.01
8	22	FV	Jamie CONYERS	GAC 03	11	9:54.29	12.70	89.96	51.88	2 93.68
9	38	FV	John STAPLETON	Leystone JH002	11	9:55.18	13.59	89.82	52.54	3 92.50
10	87	FV	Warren SMITH	Storm SF1	11	9:56.57	14.98	89.61	52.95	5 91.78
11	55	FV	Peter STUDER	Sheane	11	9:58.76	17.17	89.28	53.02	8 91.66
12	31	FV	Alexander SIMS	AHS Challenger	11	10:00.84	19.25	88.98	53.25	3 91.27
13	32	FV	Niall McCARTHY	Storm SF1	11	10:15.74	34.15	86.82	54.21	11 89.65
14	28	FV	Stuart FEATHER	Feather Challenger	11	10:16.76	35.17	86.68	54.17	11 89.72
15	20	FV	Adrian WESTON	Leystone	11	10:18.40	36.81	86.45	54.12	11 89.80
16	94	FV	Peter BELSEY	Spyder MK2	11	10:18.94	37.35	86.37	52.25	11 93.01
17	42	FV	John TOWNSHEND	Sheane Mk2	11	10:21.88	40.29	85.97	54.32	11 89.47
18	49	FV	Richard HONICK	AHS Challenger	11	10:22.35	40.76	85.90	55.25	11 87.96
19	21	FV	Richard POTTERTON	Scarab Mk2	11	10:32.68	51.09	84.50	55.90	11 86.94
20	46	FV	Miles SOUTHERTON	AHS Scarab II	10	10:12.16	1 Lap	79.39	54.95	6 88.44

Not-Classified

1	FV	Sam OLIVEIRA	Sheane	3	2:46.00	DNF	87.83	51.76	2 93.89
14	FV	James BIRCH	Scarab Mk5	0		Starter	0.00		
54	FV	Sho HANAWA	Sheane	0		Starter	0.00		
72	FV	Tim HILL	Leystone AHS	0		Starter	0.00		

Non-Starters

5	FV	Ian BUXTON	AHS Challenger						
---	----	------------	----------------	--	--	--	--	--	--

Fastest Lap

11	FV	Martin FARMER	GAC 03					51.38	3 94.59
----	----	---------------	--------	--	--	--	--	-------	---------

2 part race. No 14, 54 & 72 did not start 2nd part.

Weather / Track: Cloudy / Dry

Start Time : 16:46

Mallory Park

11 Mar 07 17:01

Clerk of Course : <i>D. J. E. 1707</i>	Time Issued :	Chief Timekeeper : Terry Stevens <i>Terry Stevens</i>
---	---------------	--

THESE RESULTS REMAIN PROVISIONAL FOR A MINIMUM OF 30 MINUTES FROM THE TIME OF ISSUE

Results produced on HS Sports Timing and Results Systems. Results online at www.750MC.co.uk



MDS Battery RGB Championship

Provisional Results - Race 8

Pl	No	Cl	Name	Car	Laps	Time	Behind	MPH	Best Lap on	MPH
1	75	BEA	Gordon GRIFFIN	T5 Mission	13	10:58.96		95.88	49.38	11 98.42
2	52	BEA	Rob BALDWIN	BDN S2	13	11:01.07	2.11	95.57	49.46	9 98.26
3	4	BEC	Derek JONES	Fisher Fury	13	11:11.64	12.68	94.07	50.66	12 95.93
4	9	BEC	John CUTMORE	Westfield Megablade	13	11:16.83	17.87	93.35	50.82	9 95.63
5	2	BEB	Tim GRAY	Stuart Taylor Phoenix	13	11:24.01	25.05	92.37	51.44	13 94.48
6	12	BEC	Mike ATKINSON	Stuart Taylor Phasar	13	11:24.47	25.51	92.30	51.14	8 95.03
7	16	BEC	Matt ROWE	Fisher Fury	13	11:25.36	26.40	92.19	51.37	8 94.61
8	34	BEB	Colin DUCE	Fisher Fury	13	11:25.83	26.87	92.12	51.14	6 95.03
9	33	BEC	Alastair BOULTON	Stuart Taylor Phoenix	13	11:33.68	34.72	91.08	51.81	6 93.80
10	13	BEC	David WALE	Fisher Fury Fireblade	13	11:37.40	38.44	90.59	52.13	13 93.23
11	46	BEA	Buzz BILLSBERRY	Genesis Evo	13	11:42.32	43.36	89.96	51.69	12 94.02
12	31	BEC	Chris ANSETT	Westfield Megablade	13	11:43.30	44.34	89.83	51.73	11 93.95
13	36	BEC	Henry CARR	Fisher Fury	13	11:46.53	47.57	89.42	52.29	13 92.94
14	63	BEC	Colin CHAPMAN	Fisher Fury	13	11:47.28	48.32	89.33	52.45	13 92.66
15	8	BEB	Paul ROGERS	Stuart Taylor Phoenix	12	10:58.92	1 Lap	88.51	52.38	2 92.78
16	21	BEC	Aaron WRIGHT	Fisher Fury	12	11:00.34	1 Lap	88.32	52.55	11 92.48
17	61	BEA	Mike ALLEN	Tiger MAE	12	11:09.70	1 Lap	87.08	53.76	4 90.40
18	50	BEC	Tim HOVERD	Fisher Fury	12	11:13.11	1 Lap	86.64	54.09	8 89.85
19	32	BEC	Jon ANSETT	Westfield Megablade	12	11:22.21	1 Lap	85.49	53.73	10 90.45
20	27	BEC	Robert GRANT	Raw Striker	12	11:25.27	1 Lap	85.11	53.93	9 90.12
21	44	BEC	Judi DERISLEY	Fisher Fury	12	11:41.61	1 Lap	83.12	55.20	12 88.04
22	28	BEA	Julius BATES	Aeon Blaze	12	11:44.71	1 Lap	82.76	55.10	11 88.20
23	23	BEC	Garry FRANKS	MNR Vortex RT+	11	11:16.03	2 Laps	79.08	58.21	6 83.49
24	25	BEC	Tony CARPENTER	Stuart Taylor Phoenix	11	11:19.91	2 Laps	78.63	58.99	11 82.39

Not-Classified

99	BEA	Steve ROBINSON	Genesis RR06	8	7:00.55	DNF	92.45	50.84	5	95.59
26	BEB	Paul HAYNES	STM Phasar	1	1:02.28	DNF	78.03	1:02.28	1	78.03
15	BEA	James JOHNSON	Fisher Fury	1	1:05.47	DNF	74.23	1:05.47	1	74.23

Non-Starters

14	BEA	Doug CARTER	Genesis Evo
39	BEC	Marc NORTON	MNR Vortex
69	BEC	Jonathan THACKRAY	Fisher Fury

Fastest Lap

75	BEA	Gordon GRIFFIN	T5 Mission	49.38	11	98.42
4	BEC	Derek JONES	Fisher Fury	50.66	12	95.93
34	BEB	Colin DUCE	Fisher Fury	51.14	6	95.03

Weather / Track: Cloudy / Dry

Start Time : 17:13

Mallory Park

11 Mar 07 17:26

Clerk of Course : <i>DW 1736</i>	Time Issued :	Chief Timekeeper : Terry Stevens
-------------------------------------	---------------	----------------------------------

THESE RESULTS REMAIN PROVISIONAL FOR A MINIMUM OF 30 MINUTES FROM THE TIME OF ISSUE

Results produced on HS Sports Timing and Results Systems. Results online at www.750MC.co.uk



750 Motor Club Locost

Provisional Results - Race 9 - Final

Pl	No	Cl	Name	Car	Laps	Time	Behind	MPH	Best Lap on	MPH
1	3	LC	Martin GAMBLING	Locost	15	14:39.12		82.92	57.28	11 84.85
2	6	LC	Aaron BAILEY	Locost	15	14:39.43	0.31	82.89	57.34	4 84.76
3	1	LC	Declan McDONNELL	Locost	15	14:39.52	0.40	82.89	57.06	5 85.17
4	83	LC	Paul PRESGRAVES	Locost	15	14:40.33	1.21	82.81	56.98	15 85.29
5	36	LC	Mark GLOVER	Locost	15	14:40.37	1.25	82.81	57.40	12 84.67
6	9	LC	Alastair GARRATT	Locost	15	14:40.56	1.44	82.79	56.93	5 85.37
7	10	LC	David BARTHOLOMEW	Locost	15	14:40.85	1.73	82.76	57.18	3 84.99
8	85	LC	James O'DONNELL	Locost	15	14:41.66	2.54	82.68	57.21	12 84.95
9	43	LC	Simon WOOD	Locost	15	14:41.78	2.66	82.67	56.97	12 85.31
10	11	LC	Richard JENKINS	Locost	15	14:41.93	2.81	82.66	57.32	13 84.79
11	28	LC	David BLACK	Locost	15	14:45.61	6.49	82.32	56.52	13 85.99
12	21	LC	Jason GIBBONS	Locost	15	14:45.82	6.70	82.30	57.09	13 85.13
13	4	LC	Brian MITCHAM	Locost	15	14:47.38	8.26	82.15	56.30	13 86.32
14	30	LC	Lynfel OWEN	Locost	15	14:48.11	8.99	82.08	57.47	8 84.57
15	77	LC	James PINKERTON	Locost	15	14:48.42	9.30	82.06	57.22	13 84.94
16	46	LC	Kevin LUCAS	Locost	15	14:48.67	9.55	82.03	57.16	14 85.02
17	31	LC	Samir ABID	Locost	15	14:52.32	13.20	81.70	56.93	10 85.37
18	47	LC	Robert PALIN	Locost	15	14:53.75	14.63	81.57	57.82	12 84.05
19	39	LC	Steve EVANS	Locost	15	14:58.82	19.70	81.11	58.22	12 83.48
20	73	LC	Mark WHITE	Locost	15	15:06.36	27.24	80.43	58.81	10 82.64
21	63	LC	Craig TURNER	Locost	15	15:06.48	27.36	80.42	58.28	11 83.39
22	25	LC	Karen SHEPHERD	Locost	15	15:14.77	35.65	79.69	59.47	3 81.72
23	37	LC	Robert SIBBONS	Locost	15	15:15.37	36.25	79.64	59.53	6 81.64
24	23	LC	Robert MIDDLETON	Locost	15	15:15.91	36.79	79.59	59.41	11 81.80
25	27	LC	Lee MIDDLETON	Locost	15	15:29.61	50.49	78.42	1:00.34	8 80.54
26	44	LC	Gary PARKES	Locost	15	15:33.04	53.92	78.13	59.32	3 81.93
27	40	LC	Antony CHILDE-FREEMAN	Locost	14	15:02.33	1 Lap	75.40	1:01.58	13 78.92
28	32	LC	Chris SHEERIN	Locost	14	15:05.90	1 Lap	75.11	1:02.36	12 77.93
Not-Classified										
69	LC		Spencer LYON	Locost	8	7:58.42	DNF	81.27	57.38	5 84.70
Non-Starters										
74	LC		Garry BRANDON	Locost						
81	LC		James KMIECIAK	Locost						
Fastest Lap										
4	LC		Brian MITCHAM	Locost				56.30	13	86.32

Weather / Track: Cloudy / Dry

Start Time : 17:34

Mallory Park

11 Mar 07 17:51

Clerk of Course : 17-53	Time Issued :	Chief Timekeeper : Terry Stevens
----------------------------	---------------	--------------------------------------

THESE RESULTS REMAIN PROVISIONAL FOR A MINIMUM OF 30 MINUTES FROM THE TIME OF ISSUE

Results produced on HS Sports Timing and Results Systems. Results online at www.750MC.co.uk

RACE GRID

Demon Tweeks / Yokohama Stock Hatch

Race 1 - Heat

ROW 16			
ROW 15	36 Subject to C of C Andy BARNETT		89 Subject to C of C Jay ELLIOTT
ROW 14		30 01:02.780 Matt DENNIS	59 01:03.650 Geoff BLUFF
ROW 13	96 01:01.980 Christopher HUBBARD		23 01:02.300 Jamie GOLBY
ROW 12		91 01:01.920 Andrew ARBER	25 01:01.960 Richard DIXON
ROW 11	85 01:01.760 Gary FROUD		14 01:01.800 JJ VANNIER
ROW 10		76 01:01.710 Ashley COLLINS	68 01:01.730 Tony LE TISSIER
ROW 9	61 01:00.980 Michael COX		49 01:01.650 Oliver McCRUDDEN
ROW 8		56 01:00.540 Lee CONNELL	35 01:00.690 Keith BARKER
ROW 7	44 01:00.340 Simon WELFORD		88 01:00.480 Neil WALSH
ROW 6		38 01:00.110 Darren GAY	102 01:00.300 Charles GODFREY
ROW 5	64 00:59.900 Maurice DAVIES		50 00:59.970 Andy MUGGERIDGE
ROW 4		60 00:59.790 Tim MIZEN	81 00:59.840 Iain CLARK
ROW 3	9 00:59.300 Matt ROZIER		55 00:59.600 Derek ROZIER
ROW 2		19 00:59.180 Matt WILKINS	26 00:59.200 Alan EASON
ROW 1	28 00:58.970 Dan SUMMERS		27 00:59.050 Craig EMMERSON
	POLE		

RACE GRID

750 Motor Club Formula Vee

Race 2 - Heat

ROW 12	50 01:00.700 Elliott HOPKINS	23 01:03.150 Steve ROBBINS
ROW 11	42 00:57.830 John TOWNSHEND	58 00:59.080 Andrew ARBER
ROW 10	21 00:56.910 Richard POTTERTON	77 00:56.960 David SHELTON
ROW 9	47 00:56.260 Amkit LOVE	49 00:56.510 Richard HONICK
ROW 8	32 00:56.080 Niall McCARTHY	60 00:56.170 Robert HIGGINS
ROW 7	26 00:55.890 Ben WILLIAMS	28 00:55.970 Stuart FEATHER
ROW 6	53 00:55.270 Simon LIVESLEY	46 00:55.320 Miles SOUTHERTON
ROW 5	54 00:55.040 Sho HANAWA	6 00:55.270 John HUGHES
ROW 4	20 00:54.410 Adrian WESTON	9 00:54.980 Stephen GLASSWELL
ROW 3	10 00:53.890 Steve OUGH	67 00:53.940 Paul TAYLOR
ROW 2	48 00:53.490 Tim PROBERT	38 00:53.510 John STAPLETON
ROW 1	14 00:53.450 James BIRCH	55 00:53.480 Peter STUDER

POLE

RACE GRID

750 Motor Club Locost

Race 3 - Heat

ROW 16			
ROW 15	32 01:06.830 Chris SHEERIN	29 01:11.080 Kit LAWSON	
ROW 14		40 01:03.990 Antony CHILDE-FREEMA	37 01:05.260 Robert SIBBONS
ROW 13	23 01:01.470 Robert MIDDLETON	27 01:03.100 Lee MIDDLETON	
ROW 12		34 01:00.780 Sam BROUGH	25 01:00.790 Karen SHEPHERD
ROW 11	73 01:00.350 Mark WHITE	81 01:00.580 James KMIECIAK	
ROW 10		21 01:00.200 Jason GIBBONS	71 01:00.220 Victoria PICKLES
ROW 9	44 00:59.420 Gary PARKES	63 00:59.670 Craig TURNER	
ROW 8		39 00:59.040 Steve EVANS	47 00:59.270 Robert PALIN
ROW 7	77 00:58.810 James PINKERTON	53 00:58.960 Mark GOGLE	
ROW 6		46 00:58.610 Kevin LUCAS	9 00:58.670 Alastair GARRATT
ROW 5	30 00:58.540 Lynfel OWEN	43 00:58.610 Simon WOOD	
ROW 4		1 00:58.430 Declan McDONNELL	41 00:58.510 Brett TOWNSEND
ROW 3	74 00:58.340 Garry BRANDON	83 00:58.400 Paul PRESGRAVES	
ROW 2		31 00:57.860 Samir ABID	85 00:57.920 James O'DONNELL
ROW 1	28 00:57.640 David BLACK	69 00:57.690 Spencer LYON	


POLE

RACE GRID

Premier Choice Group 750 Formula

Race 4

ROW 8	76 01:10.070 John PAGET	28 01:11.460 Andrew DAVEY
ROW 7	14 00:58.660 Paul COLLINS	44 01:00.930 David BASS
ROW 6	77 00:57.840 Dick HARTLE	36 00:57.940 Steve COOPER
ROW 5	10 00:56.430 Paul MORRIS	27 00:56.960 Sue BUXTON
ROW 4	6 00:55.080 Dave ROBSON	9 00:56.390 Bill RUTTER
ROW 3	4 00:53.780 Antony RAINE	8 00:54.010 Ian ALLEN
ROW 2	3 00:53.290 Mick HARRIS	15 00:53.500 Chris GOUGH
ROW 1	55 00:52.670 Roger ROWE	1 00:53.240 Peter BOVE
POLE		



RACE GRID

Demon Tweeks / Yokohama Stock Hatch

Race 5 - Final

RESERVES

1st	44
2nd	88
3rd	64
4th	38

ROW 16			
ROW 15	26 0 Pts Alan EASON	60 0 Pts Tim MIZEN	
ROW 14		27 0 Pts Craig EMMERSON	81 0 Pts Iain CLARK
ROW 13	19 0 Pts Matt WILKINS	28 0 Pts Dan SUMMERS	
ROW 12		31 00:58.900 Mark ALDEN	9 0 Pts Matt ROZIER
ROW 11	46 00:58.750 Liam SARGENT	65 00:58.790 Graham MULHOLLAND	
ROW 10		99 00:58.730 Craig VARNEY	57 00:58.730 Tony TAYLOR
ROW 9	42 00:58.700 Lee SCOTT	70 00:58.720 Pat GROVE	
ROW 8		18 00:58.440 Nick CARTER	66 00:58.440 Damian COTTRELL
ROW 7	22 00:58.230 Paul BISHOP	78 00:58.250 Paul CONNELL	
ROW 6		82 00:58.100 Matthew FOLEY	98 00:58.130 Matt WISHER
ROW 5	21 00:57.760 Carl SWAN	67 00:58.000 Tom MOLYNEUX	
ROW 4		7 00:57.420 Jeff HUMPHRIES	13 00:57.480 James MARSHALL
ROW 3	24 00:57.400 Ryan BENSLEY	4 00:57.410 Pete MORGAN	
ROW 2		3 00:57.130 Simon HUNT	8 00:57.350 Alex DEW
ROW 1	15 00:56.940 Darren WILSON	20 00:57.090 Terry ROUGHTON	

POLE


Reserves in order: 44, 88, 64, 38

RACE GRID

Historic Formula Junior Championship

Race 6

ROW 12		94 01:29.230 J B JONES		
ROW 11	32 01:09.650 John DOWSON		53 01:10.050 David GRUNBERG	
ROW 10		20 01:04.330 Steve RUSSELL		18 01:06.790 Bill COLARIC
ROW 9	44 01:01.820 Brian ARCULUS		76 01:02.600 Vernon WILLIAMSON	
ROW 8		7 01:00.140 Duncan RABAGLIATI		37 01:00.760 Tony MARTINDALE
ROW 7	28 00:59.500 Paul SMEETH		95 00:59.830 Rudolf ERNST	
ROW 6		35 00:58.010 Tim BISHOP		15 00:59.130 John MONSON
ROW 5	31 00:57.160 Kevin MUSSON		49 00:57.230 John TWEEDALE	
ROW 4		45 00:56.950 Andrew ROBERTSON		88 00:57.020 Paul DAVIS
ROW 3	85 00:56.000 John CHISHOLM		14 00:56.780 Crispian BESLEY	
ROW 2		77 00:55.370 Steve SMITH		4 00:55.720 Derek WALKER
ROW 1	52 00:54.430 James CLARIDGE		11 00:54.740 John TRUSLOVE	
POLE				




RACE GRID

750 Motor Club Formula Vee

Race 7 - Final

ROW 12	20 Adrian WESTON	21 Richard POTTERTON
ROW 11	28 Stuart FEATHER	46 Miles SOUTHERTON
ROW 10	49 Richard HONICK	32 Niall McCARTHY
ROW 9	38 John STAPLETON	42 John TOWNSHEND
ROW 8	72 Tim HILL	55 Peter STUDER
ROW 7	14 James BIRCH	54 Sho HANAWA
ROW 6	9 Stephen GLASSWELL	87 Warren SMITH
ROW 5	22 Jamie CONYERS	94 Peter BELSEY
ROW 4	33 Ryan LINDSAY	11 Martin FARMER
ROW 3	3 Daniel HANDS	31 Alexander SIMS
ROW 2	66 Martin GALPIN	8 Ben EVANS
ROW 1	2 Jake OLIVEIRA	1 Sam OLIVEIRA

POLE



RACE GRID

MDS Battery RGB Championship

Race 8

ROW 16			
ROW 15	27 00:58.180 Robert GRANT	28 Subject to C of C Julius BATES	
ROW 14		25 00:56.620 Tony CARPENTER	23 00:56.800 Garry FRANKS
ROW 13	61 00:55.680 Mike ALLEN	32 00:55.970 Jon ANSETT	
ROW 12		39 00:54.010 Marc NORTON	44 00:55.380 Judi DERISLEY
ROW 11	50 00:53.720 Tim HOVERD	21 00:53.730 Aaron WRIGHT	
ROW 10		63 00:53.220 Colin CHAPMAN	12 00:53.480 Mike ATKINSON
ROW 9	36 00:52.840 Henry CARR	31 00:53.020 Chris ANSETT	
ROW 8		69 00:52.670 Jonathan THACKRAY	46 00:52.720 Buzz BILLSBERRY
ROW 7	8 00:52.130 Paul ROGERS	16 00:52.280 Matt ROWE	
ROW 6		33 00:52.090 Alastair BOULTON	13 00:52.100 David WALE
ROW 5	26 00:51.450 Paul HAYNES	34 00:51.470 Colin DUCE	
ROW 4		14 00:51.120 Doug CARTER	2 00:51.180 Tim GRAY
ROW 3	9 00:50.710 John CUTMORE	99 00:51.030 Steve ROBINSON	
ROW 2		15 00:50.550 James JOHNSON	4 00:50.580 Derek JONES
ROW 1	75 00:48.920 Gordon GRIFFIN	52 00:49.110 Rob BALDWIN	

POLE

AMENDED

RACE GRID

AMENDED

750 Motor Club Locost

Race 9 - Final

RESERVES

1st 53

2nd 31

3rd 71

4th 34

ROW 16

ROW 15

ROW 14

ROW 13

ROW 12

ROW 11

ROW 10

ROW 9

ROW 8

ROW 7

ROW 6

ROW 5

ROW 4

ROW 3

ROW 2

ROW 1

40 Antony CHILDE-FREEMA

74 Garry BRANDON

27 Lee MIDDLETON

32 Chris SHEERIN

25 Karen SHEPHERD

37 Robert SIBBONS

47 Robert PALIN

23 Robert MIDDLETON

81 James KMIECIAK

63 Craig TURNER

44 Gary PARKES

73 Mark WHITE

30 Lynfel OWEN

39 Steve EVANS

21 Jason GIBBONS

46 Kevin LUCAS

77 James PINKERTON

85 James O'DONNELL

83 Paul PRESGRAVES

9 Alastair GARRATT

1 Declan McDONNELL

43 Simon WOOD

28 David BLACK

69 Spencer LYON

4 Brian MITCHAM

10 David BARTHOLOMEW

3 Martin GAMBLING


11 Richard JENKINS

36 Mark GLOVER

6 Aaron BAILEY

POLE

Reserves: 53, 31, 71, 34



Stock Hatch

Combined Qualifying Times

Pos	No	Cl	Name	Car	Session	Laps	Best on Lap	Mph
1	13	SH	Darren WILSON	Peugeot 106 XSI	A	14	56.94	85.35
2	20	SH	Terry ROUGHTON	Citroen Saxo	B	12	57.09	86.13
3	3	SH	Simon HUNT	Peugeot 106 XSI	B	13	57.13	85.07
4	6	SH	Alex DEW	Citroen Saxo	B	13	57.35	84.74
5	24	SH	Ryan BENSLY	Citroen Saxo VTR	B	13	57.40	84.57
6	4	SH	Pete MORGAN	Citroen Saxo VTR	B	13	57.41	84.55
7	7	SH	Jeff HUMPHRIES	Peugeot 106 Rallye	A	13	57.42	84.64
8	13	SH	James MARSHALL	Citroen Saxo VTR	B	13	57.46	84.55
9	21	SHB	Carl SWAN	Citroen Saxo VTR	A	13	57.76	84.14
10	67	SHB	Tom MOLYNEUX	Ford Fiesta XR2i	A	14	58.00	83.79
11	82	SH	Marlene FOLEY	Citroen Saxo VTR	A	14	58.10	83.65
12	98	SH	Mart WISHER	Peugeot 106 XSI	B	13	58.13	83.61
13	22	SHB	Paul BISHOP	Ford Fiesta XR2	B	13	58.23	83.43
14	78	SHB	Paul CONNELL	Peugeot 205 GTi	B	14	58.25	83.43
15	18	SH	Nick CARTER	Vauxhall Corsa Sport	A	14	58.44	83.16
16	88	SHB	Damian COTTELL	Ford Fiesta XR2	B	7	58.44	83.16
17	42	SHB	Lee SCOTT	Ford Fiesta XR2i	B	12	58.70	82.79
18	70	SH	Pat GROVE	Peugeot 106 Rallye	A	12	58.72	82.77
19	89	SH	Craig VARNEY	Citroen Saxo VTR	B	13	58.73	82.75
20	57	SHB	Tony TAYLOR	Peugeot 205 GTi	A	14	58.75	82.75
21	46	SHB	Liam SARGENT	Peugeot 106 XSI	A	14	58.75	82.75
22	65	SH	Graham MULHOLLAND	Citroen Saxo VTR	B	13	58.79	82.67
23	31	SH	Mark ALDEN	Peugeot 106 XSI	A	6	58.90	82.51
24	28	SH	Dan SUMMERS	Peugeot 106 Rallye	A	14	58.97	82.41
25	27	SHB	Craig EMMERSON	Vauxhall Nova GTE	B	13	59.05	82.30
26	19	SH	Mart WILKINS	Peugeot 106 XSI	B	12	59.18	82.12
27	28	SH	Alan EASON	Citroen Saxo	A	13	59.20	82.09
28	9	SHB	Mart ROZIER	Peugeot 205 GTi	A	6	59.30	81.96
29	55	SHB	Derek ROZIER	Ford Fiesta XR2i	B	12	59.60	81.54
30	60	SHB	Tim MIZEN	Ford Fiesta XR2i	B	12	59.79	81.28
31	81	SHB	Iain CLARK	Ford Fiesta XR2	A	13	59.84	81.22
32	64	SHB	Maurice DAVIES	Ford Fiesta XR2	A	13	59.90	81.14
33	50	SHB	Andy MIDGEERIDGE	Peugeot 205 GTi	A	13	59.97	81.04
34	38	SHB	Darren GAY	Ford Fiesta XR2	A	13	1:00.11	80.85
35	102	SHB	Charles GODFREY	Ford Fiesta XR2	B	12	1:00.30	80.60
36	44	SH	Simon WELFORD	Peugeot 106	A	13	1:00.34	80.54
37	88	SHB	Neil WALSH	Ford Fiesta XR2	A	14	1:00.54	80.28
38	56	SHB	Lae CONNELL	Peugeot 205 GTi	A	14	1:00.48	80.36
39	35	SHB	Keith BARKER	Ford Fiesta XR2	B	5	1:00.69	80.68
40	61	SHB	Michael COX	Ford Fiesta XR2	A	13	1:01.65	79.70
41	49	SHB	Oliver McCRUDDEN	Ford Fiesta XR2	B	12	1:01.71	78.83
42	76	SH	Ashley COLLINS	Peugeot 205 GTi	B	12	1:01.73	78.75
43	68	SHB	Tony LE TISSIER	Ford Fiesta XR2	B	12	1:01.73	78.73
44	85	SHB	Gary FROUD	Ford Fiesta XR2	A	13	1:01.76	78.59

No 36 & 89 - 0 laps No 19, 85 & 102 - NO TRANSPONDER DETECTED

Mallory Park

11 Mar 07 10:35

Clerk of Course :

Time Issued :

Chief Timekeeper :

Handwritten signature and initials in the Clerk of Course and Chief Timekeeper fields.

THESE RESULTS REMAIN PROVISIONAL FOR A MINIMUM OF 30 MINUTES FROM THE TIME OF ISSUE

Results produced on HS Sports Timing and Results Systems. Results online at www.750MC.co.uk



Stock Hatch

Combined Qualifying Times

Pos	No	Cl	Name	Car	Session	Laps	Best on Lap	Mph
45	14	SHB	JU VARNER	Ford Fiesta XR2	A	13	1:01.80	78.64
46	91	SHB	Andrew ARBER	Ford Fiesta XR2	A	13	1:01.92	78.49
47	25	SHB	Richard DIXON	Ford Fiesta XR2	B	12	1:01.95	78.44
48	96	SHB	Christopher HUBBARD	Ford Escort XR3i	A	13	1:01.98	78.41
49	23	SHB	Jamie GOLBY	Ford Fiesta XR2i	A	13	1:02.38	78.01
50	30	SHB	Matt DENNIS	Ford Fiesta XR2	B	5	1:02.78	77.41
51	59	SH	Geoff BLUFF	Citroen Saxo	A	13	1:03.65	76.36
52	10	SH	Garth WRIGHT	Peugeot 106 XSI	A	0	DNS	0
53	39	SHB	Jay ELLIOTT	Peugeot 205 GTi	B	0	DNS	0
54	36	SHB	Andy BARNETT	Peugeot 205 GTi	B	0	DNS	0
55	84	SH	William HORRSEY	Peugeot 106 Rallye	B	0	DNS	0

No 36 & 89 - 0 laps No 19, 85 & 102 - NO TRANSPONDER DETECTED

Mallory Park

11 Mar 07 10:35

Clerk of Course :


Time Issued :

Chief Timekeeper :

Handwritten signature and initials in the Clerk of Course and Chief Timekeeper fields.

THESE RESULTS REMAIN PROVISIONAL FOR A MINIMUM OF 30 MINUTES FROM THE TIME OF ISSUE

Results produced on HS Sports Timing and Results Systems. Results online at www.750MC.co.uk



Formula Vee

Combined Qualifying Times

Pos	No	Cl	Name	Car	Session	Laps	Best on Lap	Mph
1	1	FV	Sam OLIVEIRA	Sheane	A	16	51.27	94.79
2	66	FV	Martin GALPIN	GAC 01	B	11	51.72	93.97
3	11	FV	Martin FARMER	GAC 03	A	10	51.86	93.71
4	2	FV	Jake OLIVEIRA	Storm DC07	B	15	52.14	93.21
5	3	FV	Daniel HANDS	GAC 01	B	16	52.43	92.70
6	94	FV	Peter BELSEY	Spyder MK2	A	15	52.60	92.40
7	22	FV	Jamie CONYERS	GAC 03	B	16	52.81	92.03
8	31	FV	Alexander SIMS	AHS Challenger	B	16	52.85	91.96
9	33	FV	Ryan LINDSAY	AHS Challenger	B	16	52.88	91.91
10	8	FV	Ben EVANS	Scarab	B	15	52.95	91.78
11	5	FV	Ian BUXTON	AHS Challenger	A	4	53.04	91.63
12	72	FV	Tim HILL	Leastone AHS	A	15	53.40	91.01
13	87	FV	Warren SMITH	Storm SF1	A	15	53.45	90.93
14	14	FV	James BIRCH	Scarab MK5	A	15	53.45	90.93
15	55	FV	Peter STUDDER	Sheane	A	15	53.48	90.88
16	48	FV	Tim PROBERT	Storm FF1	A	11	53.49	90.86
17	38	FV	John STAPLETON	Leastone JH002	A	15	53.51	90.82
18	10	FV	Steve OUGH	AHS Challenger	A	13	53.89	90.18
19	67	FV	Paul TAYLOR	AHS Challenger	A	9	53.94	90.10
20	20	FV	Adrian WESTON	Leastone	B	15	54.41	89.32
21	9	FV	Stephen GLASSWELL	Storm SF1	B	14	54.98	88.40
22	54	FV	Sho HANAWA	Sheane	B	15	55.04	88.30
23	6	FV	John HUGHES	Leastone AHS JH002	B	3	55.27	87.93
24	53	FV	Simon LIVESLEY	Scarab MKIV	B	15	55.27	87.93
25	46	FV	Miles SOUTHERTON	AHS Scarab II	A	14	55.32	87.85
26	26	FV	Ben WILLIAMS	Sheane MK2	A	11	55.89	86.96
27	28	FV	Stuart FEATHER	Feather Challenger	A	11	55.97	86.83
28	32	FV	Niall MCCARTHY	Storm SF1	B	15	56.08	86.66
29	60	FV	Robert HIGGINS	Storm	A	10	56.17	86.52
30	47	FV	Amkit LOVE	GAC	A	14	56.26	86.38
31	49	FV	Richard HONICK	Sheane MK3	B	14	56.51	86.00
32	21	FV	Richard POTTERTON	Scarab MK2	B	14	56.91	85.40
33	77	FV	David SHELTON	AHS Challenger	B	14	56.96	85.32
34	42	FV	John TOWNSHEND	Sheane MK2	B	13	57.83	84.04
35	58	FV	Andrew ARBER	AHS	A	13	59.08	82.26
36	50	FV	Elliott HOPKINS	Scarab	B	13	1:00.70	80.07
37	23	FV	Steve ROBBINS	Sheane	B	6	1:03.15	76.96
38	15	FV	Paul SMITH	GAC 02	A	0	DNS	0
39	44	FV	Ed SAUNDERS	AHS Leastone	A	0	DNS	0
40	56	FV	Alan CATTERALL	Sheane	B	0	DNS	0
41	85	FV	Tony DOWSON	Sheane	B	0	DNS	0

Best on Lap Mph

Clerk of Course :

Time issued :

Chief Timekeeper :

Mallory Park

11 Mar 07 11:08

THESE RESULTS REMAIN PROVISIONAL FOR A MINIMUM OF 30 MINUTES FROM THE TIME OF ISSUE

Results produced on HS Sports Timing and Results Systems. Results online at www.750MC.co.uk

RACE GRID

Premier Choice Group 750 Formula

Race 4

POLE			
ROW 1	<table border="0"> <tr> <td style="text-align: center;">55 00:52.670 Roger ROWE</td> <td style="text-align: center;">1 00:53.240 Peter BOVE</td> </tr> </table>	55 00:52.670 Roger ROWE	1 00:53.240 Peter BOVE
55 00:52.670 Roger ROWE	1 00:53.240 Peter BOVE		
ROW 2	<table border="0"> <tr> <td style="text-align: center;">3 00:53.290 Mick HARRIS</td> <td style="text-align: center;">15 00:53.500 Chrs GOUGH</td> </tr> </table>	3 00:53.290 Mick HARRIS	15 00:53.500 Chrs GOUGH
3 00:53.290 Mick HARRIS	15 00:53.500 Chrs GOUGH		
ROW 3	<table border="0"> <tr> <td style="text-align: center;">4 00:53.780 Antony RAINE</td> <td style="text-align: center;">8 00:54.010 Ian ALLEN</td> </tr> </table>	4 00:53.780 Antony RAINE	8 00:54.010 Ian ALLEN
4 00:53.780 Antony RAINE	8 00:54.010 Ian ALLEN		
ROW 4	<table border="0"> <tr> <td style="text-align: center;">6 00:55.080 Dave ROBSON</td> <td style="text-align: center;">9 00:56.390 Bill RUTTER</td> </tr> </table>	6 00:55.080 Dave ROBSON	9 00:56.390 Bill RUTTER
6 00:55.080 Dave ROBSON	9 00:56.390 Bill RUTTER		
ROW 5	<table border="0"> <tr> <td style="text-align: center;">10 00:56.430 Paul MORRIS</td> <td style="text-align: center;">27 00:56.960 Sue BUXTON</td> </tr> </table>	10 00:56.430 Paul MORRIS	27 00:56.960 Sue BUXTON
10 00:56.430 Paul MORRIS	27 00:56.960 Sue BUXTON		
ROW 6	<table border="0"> <tr> <td style="text-align: center;">77 00:57.840 Dick HARTLE</td> <td style="text-align: center;">36 00:57.940 Steve COOPER</td> </tr> </table>	77 00:57.840 Dick HARTLE	36 00:57.940 Steve COOPER
77 00:57.840 Dick HARTLE	36 00:57.940 Steve COOPER		
ROW 7	<table border="0"> <tr> <td style="text-align: center;">14 00:58.660 Paul COLLINS</td> <td style="text-align: center;">44 01:00.930 David BASS</td> </tr> </table>	14 00:58.660 Paul COLLINS	44 01:00.930 David BASS
14 00:58.660 Paul COLLINS	44 01:00.930 David BASS		
ROW 8	<table border="0"> <tr> <td style="text-align: center;">76 01:10.070 John PAGET</td> <td style="text-align: center;">28 01:11.460 Andrew DAVEY</td> </tr> </table>	76 01:10.070 John PAGET	28 01:11.460 Andrew DAVEY
76 01:10.070 John PAGET	28 01:11.460 Andrew DAVEY		





Locost

Provisional Qualifying Times - P5

Pl	No	Cl	Name	Car	Laps	Time on Lap	Behind	MPH
1	36	LC	Mark GLOVER	Locost	14	57.08	3	85.14
2	6	LC	Aaron BAILEY	Locost	13	57.41	4	84.65
3	3	LC	Martin GAMBLING	Locost	9	57.42	5	84.64
4	11	LC	Richard JENKINS	Locost	14	57.54	6	84.46
5	4	LC	Brian MITCHAM	Locost	13	57.59	3	84.39
6	10	LC	David BARTHOLOMEW	Locost	14	57.61	5	84.36
7	28	LC	David BLACK	Locost	14	57.64	6	84.32
8	69	LC	Spencer LYON	Locost	14	57.69	5	84.24
9	31	LC	Samir ABID	Locost	14	57.86	14	84.00
10	85	LC	James O'DONNELL	Locost	13	57.92	5	83.91
11	74	LC	Garry BRANDON	Locost	13	58.34	7	83.30
12	83	LC	Paul PRESGRAVES	Locost	12	58.40	3	83.22
13	1	LC	Declan McDONNELL	Locost	4	58.43	1	83.18
14	41	LC	Brett TOWNSEND	Locost	14	58.51	4	83.06
15	30	LC	Lynfel OWEN	Locost	13	58.54	6	83.02
16	43	LC	Simon WOOD	Locost	5	58.61	1	82.92
17	46	LC	Kevin LUCAS	Locost	13	58.61	3	82.92
18	9	LC	Alastair GARRATT	Locost	12	58.67	5	82.84
19	77	LC	James PINKERTON	Locost	13	58.81	12	82.64
20	53	LC	Mark GOGLE	Locost	13	58.96	4	82.43
21	39	LC	Steve EVANS	Locost	11	59.04	10	82.32
22	47	LC	Robert PALIN	Locost	13	59.27	12	82.00
23	44	LC	Gary PARKES	Locost	13	59.42	12	81.79
24	63	LC	Craig TURNER	Locost	13	59.67	12	81.45
25	21	LC	Jason GIBBONS	Locost	11	1:00.20	3	80.73
26	71	LC	Victoria PICKLES	Locost	12	1:00.22	5	80.70
27	73	LC	Mark WHITE	Locost	13	1:00.35	10	80.53
28	81	LC	James KMIECIAK	Locost	5	1:00.58	5	80.22
29	34	LC	Sam BROUGH	Locost	12	1:00.78	11	79.96
30	* 25	LC	Karen SHEPHERD	Locost	8	1:00.79	7	79.95
31	23	LC	Robert MIDDLETON	Locost	4	1:01.47	4	79.06
32	27	LC	Lee MIDDLETON	Locost	8	1:03.10	4	77.02
33	40	LC	Antony CHILDE-FREEMAN	Locost	12	1:03.99	10	75.95
34	37	LC	Robert SIBBONS	Locost	5	1:05.26	1	74.47
35	32	LC	Chris SHEERIN	Locost	8	1:06.83	4	72.72
36	29	LC	Kit LAWSON	Locost	10	1:11.08	8	68.37

Not-Seen

8 LC Nick LEAR Locost

* 25 - No Transponder

Weather / Track: Sunny / Dry

Start Time : 11:11

Mallory Park

11 Mar 07 11:31

Clerk of Course :  11.32	Time Issued :	Chief Timekeeper : Terry Stevens 
--	---------------	---

THESE RESULTS REMAIN PROVISIONAL FOR A MINIMUM OF 30 MINUTES FROM THE TIME OF ISSUE

Results produced on HS Sports Timing and Results Systems. Results online at www.750MC.co.uk



750 Formula

Provisional Qualifying Times - P6

Pl	No	Cl	Name	Car	Laps	Time on Lap	Behind	MPH	
1	55	F7	Roger ROWE	Centaur Mk20	16	52.67	15	92.27	
2	1	F7	Peter BOVE	Darvi P-88	16	53.24	16	0.57	91.28
3	3	F7	Mick HARRIS	Darvi 877	15	53.29	15	0.62	91.20
4	15	F7	Chris GOUGH	CGR2	15	53.50	14	0.83	90.84
5	4	F7	Antony RAINE	Centaur Mk16	16	53.78	13	1.11	90.37
6	8	F7B	Ian ALLEN	Stage 8 Marrow	15	54.01	12	1.34	89.98
7	6	F7	Dave ROBSON	SDAR/83	15	55.08	15	2.41	88.24
8	9	F7B	Bill RUTTER	Darvi Mk5B	14	56.39	12	3.72	86.19
9	10	F7	Paul MORRIS	Darvi 92J	11	56.43	6	3.76	86.12
10	27	F7B	Sue BUXTON	Darvi 5/97	14	56.96	12	4.29	85.32
11	77	F7B	Dick HARTLE	Tristesse Mk7	5	57.84	5	5.17	84.02
12	36	F7	Steve COOPER	PC Special	14	57.94	11	5.27	83.88
13	14	F7B	Paul COLLINS	Darvi Mk5	13	58.66	10	5.99	82.85
14	44	F7B	David BASS	Time 3B	13	1:00.93	13	8.26	79.76
15	76	F7B	John PAGET	Time IV	11	1:10.07	10	17.40	69.36
16	28	F7B	Andrew DAVEY	Tristesse Mk6	11	1:11.46	9	18.79	68.01

Not-Seen



25	F7B	Ian FRAZER	Paladin
39	F7	Andrew GENT	Darvi 88/G

Weather / Track: Sunny / Dry

Start Time : 11:40

Mallory Park

11 Mar 07 11:57

Clerk of Course :  11:59	Time Issued :	Chief Timekeeper Terry Stevens 
--	---------------	---

THESE RESULTS REMAIN PROVISIONAL FOR A MINIMUM OF 30 MINUTES FROM THE TIME OF ISSUE

Results produced on HS Sports Timing and Results Systems. Results online at www.750MC.co.uk



Formula Junior

Provisional Qualifying Times - P7

Pl	No	Cl	Name	Car	Laps	Time on Lap	Behind	MPH	
1	52	JC2	James CLARIDGE	Lola Mk5	15	54.43	6	89.29	
2	11	JA2	John TRUSLOVE	Lola MkII	8	54.74	5	0.31	88.78
3	77	JC2	Steve SMITH	Cooper T59	3	55.37	1	0.94	87.77
4	4	JA2	Derek WALKER	Terrier MkIV	10	55.72	6	1.29	87.22
5	85	JC1	John CHISHOLM	Gemini Mk3A	14	56.00	5	1.57	86.79
6	14	JA2	Crispian BESLEY	Elva	15	56.78	5	2.35	85.59
7	45	JB	Andrew ROBERTSON	Crossle 4F	14	56.95	14	2.52	85.34
8	88	JC1	Paul DAVIS	Lotus 20	14	57.02	12	2.59	85.23
9	31	JB	Kevin MUSSON	Lotus 18	14	57.16	14	2.73	85.02
10	49	JC1	John TWEEDALE	Jolus	13	57.23	10	2.80	84.92
11	35	JB	Tim BISHOP	Sauter	13	58.01	12	3.58	83.78
12	15	JA2	John MONSON	BMC Mk1	13	59.13	10	4.70	82.19
13	28	JA2	Paul SMEETH	Elva 100	14	59.50	9	5.07	81.68
14	95	JC2	Rudolf ERNST	Lotus 20	13	59.83	11	5.40	81.23
15	7	JA2	Duncan RABAGLIATI	Alexis HF1	13	1:00.14	13	5.71	80.81
16	37	JB	Tony MARTINDALE	Essenkay	13	1:00.76	9	6.33	79.99
17	44	JB	Brian ARCULUS	Emeryson	13	1:01.82	6	7.39	78.62
18	76	JC1	Vernon WILLIAMSON	Ausper T3	13	1:02.60	12	8.17	77.64
19	* 20	JA1	Steve RUSSELL	Stanguellini	4	1:04.33	3	9.90	75.55
20	18	JA2	Bill COLARIC	Elva 100	11	1:06.79	9	12.36	72.77
21	32	JB	John DOWSON	Elva 200	11	1:09.65	10	15.22	69.78
22	53	JC1	David GRUNBERG	Lotus 20	12	1:10.05	6	15.62	69.38
23	94	JD	J B JONES	Cousy	3	1:29.23	1	34.80	54.47

* No 20 - NO TRANSPONDER SIGNAL DETECTED

Weather / Track: Sunny / Dry

Start Time : 12:06

Mallory Park

11 Mar 07 12:23

Clerk of Course :  1027	Time Issued :	Chief Timekeeper: Terry Stevens 
---	---------------	--

THESE RESULTS REMAIN PROVISIONAL FOR A MINIMUM OF 30 MINUTES FROM THE TIME OF ISSUE

Results produced on HS Sports Timing and Results Systems. Results online at www.750MC.co.uk



RGB

Provisional Qualifying Times - P8

Pl	No	Cl	Name	Car	Laps	Time on Lap	Behind	MPH
1	75	BEA	Gordon GRIFFIN	T5 Mission	15	48.92 14		99.35
2	52	BEA	Rob BALDWIN	BDN S2	15	49.11 14	0.19	98.96
3	15	BEA	James JOHNSON	Fisher Fury	15	50.55 13	1.63	96.14
4	4	BEC	Derek JONES	Fisher Fury	15	50.58 12	1.66	96.09
5	9	BEC	John CUTMORE	Westfield Megablade	13	50.71 6	1.79	95.84
6	99	BEA	Steve ROBINSON	Genesis RR06	15	51.03 14	2.11	95.24
7	14	BEA	Doug CARTER	Genesis Evo	15	51.12 13	2.20	95.07
8	2	BEC	Tim GRAY	Stuart Taylor Phoenix	14	51.18 6	2.26	94.96
9	26	BEB	Paul HAYNES	STM Phasar	15	51.45 10	2.53	94.46
10	34	BEB	Colin DUCE	Fisher Fury	15	51.47 15	2.55	94.42
11	33	BEC	Alastair BOULTON	Stuart Taylor Phoenix	14	52.09 9	3.17	93.30
12	13	BEC	David WALE	Fisher Fury Fireblade	15	52.10 15	3.18	93.28
13	8	BEB	Paul ROGERS	Stuart Taylor Phoenix	14	52.13 8	3.21	93.23
14	16	BEC	Matt ROWE	Fisher Fury	11	52.28 7	3.36	92.96
15	69	BEC	Jonathan THACKRAY	Fisher Fury	4	52.67 3	3.75	92.27
16	46	BEA	Buzz BILLSBERRY	Genesis Evo	13	52.72 13	3.80	92.19
17	36	BEC	Henry CARR	Fisher Fury	15	52.84 15	3.92	91.98
18	31	BEC	Chris ANSETT	Westfield Megablade	14	53.02 7	4.10	91.66
19	63	BEC	Colin CHAPMAN	Fisher Fury	14	53.22 14	4.30	91.32
20	12	BEC	Mike ATKINSON	Stuart Taylor Phasar	3	53.48 2	4.56	90.88
21	50	BEC	Tim HOVERD	Fisher Fury	14	53.72 14	4.80	90.47
22	21	BEC	Aaron WRIGHT	Fisher Fury	15	53.73 9	4.81	90.45
23	39	BEC	Marc NORTON	MNR Vortex	8	54.01 7	5.09	89.98
24	44	BEC	Judi DERISLEY	Fisher Fury	14	55.38 13	6.46	87.76
25	61	BEA	Mike ALLEN	Tiger MAE	14	55.68 11	6.76	87.28
26	32	BEC	Jon ANSETT	Westfield Megablade	7	55.97 7	7.05	86.83
27	25	BEC	Tony CARPENTER	Stuart Taylor Phoenix	14	56.62 11	7.70	85.84
28	23	BEC	Garry FRANKS	MNR Vortex RT+	12	56.80 8	7.88	85.56
29	27	BEC	Robert GRANT	Raw Striker	5	58.18 4	9.26	83.53

Not-Seen

28 BEA Julius BATES Aeon Blaze

Weather / Track: Sunny / Dry

Start Time : 12:32

Mallory Park

11 Mar 07 12:49

Clerk of Course :  12.57	Time Issued :	Chief Timekeeper : Terry Stevens 
--	---------------	---

THESE RESULTS REMAIN PROVISIONAL FOR A MINIMUM OF 30 MINUTES FROM THE TIME OF ISSUE

Results produced on HS Sports Timing and Results Systems. Results online at www.750MC.co.uk