










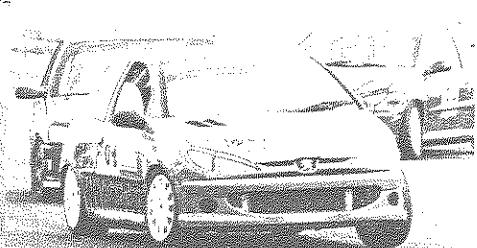

National Championship Car Race Meeting

OFFICIAL PROGRAMME - PRICE £2.50



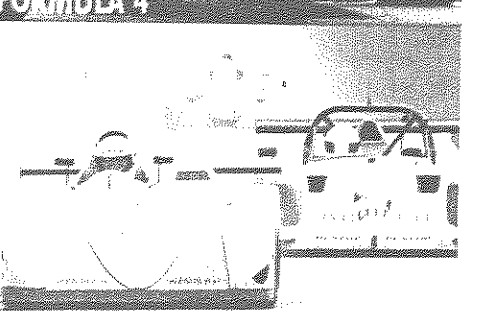

STOCK HATCH

SR & GT



750 FORMULA

FORMULA 4



FORMULA VEE

GOLF GTI

Programme Amendments

Cadwell Park

10 - 11 May 2008

Please add the following

Formula	No	Cls	Driver	Car
MR2	94	B	Paul Coombs	Toyota MR2
Allcomers	36	B	Ian Kempson	MK Indy
Kit Cars	75	A	Matthew Lewis	MNR Vortex
Locost	64		Andrew Neal	Locost
Prod BMW	83	A	Stephen Markey	BMW 320
RGB	98	C	Ian Gray	Stuart Taylor Phoenix
TTRS	169	F	Simon Fox	BMW 318

Please delete the following

Formula	No	Cls	Driver	Car
Formula 4	43	A	John Roberts	Van Diemen
Golf	25	2	Gavin Drake	VW Golf MK2
Hot Hatch	6	A	Andy Robinson	Peugeot 306 GTI
Kit Cars	32	C	Paul Cooper	Raw Striker
Locost	53		Mark Gogle	Locost
Prod BMW	83	C	Mark Tiley	BMW 320i
TTRS	55	C	Rob Payne	BMW M3
	111	A	Brian Jordan	BMW M635



This meeting is held under the General Regulations of the MSA (incorporating the provisions of the International Sporting Code of the FIA) and the Supplementary Regulations, Final Instructions and any written instructions which the Organisers issue for the race meeting. **MSA Permits: 44821 & 44822**

RACE MEETING OFFICIALS

MSA STEWARD
G.Wood-Hill

CLERKS OF COURSE
V.Ayres

A.Cox I.Thompson

CLUB STEWARDS
N.Funnell

TIMEKEEPERS
T.Stevens (Chief)
A.Stevens P.Arch

SCRUTINEERS
S.Ford (Chief)
C.Baker R.Dominy
P.Jaggard H.Fairhead
J.Barlow A.Johnson

INCIDENT OFFICER
J.Franks

CHIEF MARSHAL
P.Harding/J.Watson

RACE RESCUE UNIT/S
750 Motor Club
Phoenix Rescue

COMMENTATOR
J.Palmer

SECRETARY
OF THE MEETING
Robin Knight

MARSHALS
750 Motor Club
BMMC & friends

BREAKDOWN UNITS
Chris Coote

CHILD PROTECTION
OFFICER - V.Ayres

APPROXIMATE TIMETABLE SATURDAY

1	750MC Locost Championship - session A	9.00
2	750MC Locost Championship - session B	9.25
3	AB Performance RGB Championship	9.50
4	750MC 750 Trophy series	10.15
5	Toyo Tires Road Saloons	10.40
6	750MC Formula 4 Championship	11.05
7	Production BMW - all groups	11.30
8	750MC Hot Hatch Championship / Allcomers	11.55

Lunchbreak

Races (* = green flag lap)

1	750MC Locost Championship - heat	1.00
2	AB Performance RGB Championship	1.30
3	750MC 750 Trophy series	1.55
4	Toyo Tires Racing Saloons	2.25
5	750MC Formula 4 Championship*	2.50
6	750MC Locost Championship - final	3.20
7	Production BMW - Groups A & B	3.45
8	750MC Hot Hatch Championship / Allcomers	4.15
9	750MC 750 Trophy series	4.40
10	Toyo Tires Racing Saloons	5.10

APPROXIMATE TIMETABLE SUNDAY

1	750MC MR2 Championship - session A	9.00
2	750MC MR2 Championship - session B	9.25
3	750MC Golf GTI Championship	9.50
4	Premier Healthcare 750 Formula Championship	10.15
5	750MC Kit Car Championship	10.40

Races (* = green flag lap)

11	750MC Locost Championship - heat*	11.10
12	750MC Formula 4 Championship*	11.35
13	750MC MR2 Championship - Heat	12.05

Lunchbreak

14	Production BMW - Groups B & C*	1.20
15	750MC MR2 Championship - Final	1.50
16	750MC Locost Championship - final*	2.15
17	750MC Golf GTI Championship	2.45
18	750MC MR2 Championship - Heat	3.10
19	Production BMW - Groups A & C*	3.40
20	Premier Healthcare 750 Formula Championship*	4.05
21	750MC Kit Car Championship	4.35
22	750MC MR2 Championship - Final	5.00

The organisers reserve the right, with the permission of the Stewards of the Meeting and/or the Clerk of Course, to change the order in which events are run and to postpone, cancel or abandon the meeting or any part thereof.

Races 1/6 & 11/16

13 mins + 1 lap

Demon Tweeks/Yokohama Locost Championship

The 750 Motor Club Locost Championship is for cars built to the same basic design and using a standard Ford 1300 cc crossflow engine, gearbox and many other standard components. All cars run with a 'control' camshaft from Kent Cams; modifications are limited to a rebore and basic 'blue-printing'. There is also a 'control' tyre, the Yokohama A539. There is free choice of spring rates and anti-roll bars; dampers must be steel-bodied and single-adjustable.

No	Driver	Car details	ccs	Hometown
1	Declan McDonnell	Locost	1300	Hunsdon
3	Richard Jenkins	Locost	1300	Norwich
5	David Bartholomew	Locost	1300	Reading
11	Samir Abid	Locost	1300	Leamington Spa
21	Jason Gibbons	Locost	1300	Bristol
22	Brian Mitcham	Locost	1300	Bury St Edmunds
33	Glenn Boyer	Locost	1300	Bridgwater
39	Steve Evans	Locost	1300	Leicester
40	Paul Bryant	Locost	1300	Taunton
44	Gary Parkes	Locost	1300	Lincoln
48	Tom Collier	Locost	1300	Canterbury
53	Mark Gogle	Locost	1300	Wolverhampton
56	Brendan Dudley	Locost	1300	Rosewell
57	Mike Lear	Locost	1300	Caldicot
63	Craig Turner	Locost	1300	Glossop
66	Paul Mullenger	Locost	1300	Woodhall Spa
68	Andy Pointer	Locost	1300	Dereham
69	Spencer Lyon	Locost	1300	Bicester
71	Victoria Pickles	Locost	1300	Louth
74	Garry Brandon	Locost	1300	Hitchin
82	Michael Page	Locost	1300	Lincoln
85	James O'Donnell	Locost	1300	Wetherby
91	Richard Rothery	Locost	1300	Reading

The above drivers are in the 1st Locost practice session; those on the next page are in the 2nd session. From the combined times the slowest 28 go into Race 1, the remainder into Race 6 which will be topped up to 28 by the top finishers in Race 1. For Races 11 & 16 the same principle is applied, but using the drivers' 2nd fastest times from practice.



Races 1/6 & 11/16

13 mins + 1 lap

Demon Tweeks/Yokohama Locost Championship

The 750 Motor Club Locost Championship is for cars built to the same basic design and using a standard Ford 1300 cc crossflow engine, gearbox and many other standard components. All cars run with a 'control' camshaft from Kent Cams; modifications are limited to a rebore and basic 'blue-printing'. There is also a 'control' tyre, the Yokohama A539. There is free choice of spring rates and anti-roll bars; dampers must be steel-bodied and single-adjustable.



No	Driver	Car details	ccs	Hometown
4	Alastair Garratt	Locost	1300	Nottingham
6	Mark Glover	Locost	1300	Derby
14	Matt Cherrington	Locost	1300	Melksham
25	Richard Dixon	Locost	1300	Norwich
26	John McLaren	Locost	1300	Atherstone
28	David Black	Locost	1300	Birmingham
30	Lynfel Owen	Locost	1300	Stratford-Upon-Avon
34	Sam Brough	Locost	1300	Barnsley
36	Scott Mittell	Locost	1300	Eastleigh
37	Robert Sibbons	Locost	1300	Market Rasen
43	Simon Wood	Locost	1300	Cambridge
46	Kevin Lucas	Locost	1300	Ilkeston
47	Robert Palin	Locost	1300	Nantwich
50	James McAllister	Locost	1300	Glossop
51	Alastair Ecclesfield	Locost	1300	Scunthorpe
59	Carl Pickering	Locost	1300	Brandon
60	Richard Bradley	Locost	1300	Spilsby
67	Ernie Gushlow	Locost	1300	London
72	Stephen Kimber	Locost	1300	Tonbridge
73	Rob Apsey	Locost	1300	Watford
77	James Pinkerton	Locost	1300	Leamington Spa
83	Paul Presgraves	Locost	1300	Peterborough

Lap Record: Tim Gray 1:47.51 72.76 27/09/2003

750 Motor Club Locost Championship 2008

	Pts	Driver	Pts	Driver
1 st	56	Richard Jenkins	4 th	43 Alastair Garratt
2 nd	56	David Bartholomew	5 th	37 Declan McDonnell
3 rd	46	Simon Wood	6 th	36 Scott Mittell

Race 2

18 mins + 1 lap

AB Performance RGB Championship

First introduced in 2001, this Championship is for two-seater cars which must be capable of passing an MOT. Cars may be constructed specifically for the series or may be one of the many motorcycle engined cars currently available. The engines must be series-production four-stroke units and may not be modified from standard; they run in three classes; standard Fireblade engined kit cars (class C), up to 145 bhp (class B), 146 to 180 bhp and all rear-engined cars (class A). Control tyre is the Yokohama AO48R.




No	Cls	Driver	Car details	ccs	Hometown
1	A	Derek Jones	BND S2	1200	Norwich
5	A	Steve Robinson	Genesis RR	1200	Cliff
6	C	John Cutmore	Westfield Megablade	919	Bury St Edmunds
7	B	Paul Rogers	Stuart Taylor Phoenix	998	Attleborough
9	C	Alastair Boulton	Stuart Taylor Phoenix	900	Cheltenham
15	A	Doug Carter	Genesis Evo	1200	Kendal
16	B	Neil Constable-Berry	Fisher Fury	998	Norwich
17	C	David Wale	Fisher Fury	919	Amersham
19	C	Henry Carr	Fisher Fury	919	Huddersfield
21	C	Mathew Green	Fisher Fury	919	Bury St. Edmunds
26	C	Andrew Grant	Fisher Fury Fireblade	919	Gravesend
27	C	Robert Grant	Raw Striker	919	Longfield
29	C	Stuart Tanton	Fisher Fury	919	Bethersden
30	B	Stephen Dean	Fisher Menace	998	Cranbrook
32	C	Stephen Griffin	MK Indy	919	Solihull
34	B	Colin Duce	Fisher Fury	1000	Maidstone
44	C	Judi Derisley	Fisher Fury	919	Hayling Island
50	C	Tim Hoverd	Fisher Fury	919	Cambridge
63	C	Colin Chapman	Fisher Fury	919	Pershore
65	C	Neil Palmer	AB Performance Fulcrum	918	Spalding
67	C	Tony Carpenter	Stuart Taylor Phoenix	919	Daventry
68	B	Adrian Moore	Genesis Evo	998	Peterborough
74	C	Daniel Croft	Fisher Fury	919	Leeds
77	C	Phil Alcock	Pulsar Blade	899	Lutterworth
88	C	Richard Wise	Raw Striker 2007	900	Hemel Hempstead
96	C	Tim Gray	Raw Fulcrum	919	Nottingham

750 Motor Club RGB Championship 2008

	Pts	Cls	Driver	Pts	Cls	Driver	
1st	32	A	Derek Jones	4th	24	C	Tim Gray
2nd	32	C	Martin Brooks	5th	21	B	Josh Smith
3rd	29	B	Paul Rogers	6th	20	C	John Cutmore

Lap Records

A	Gordon Griffin	1:34.74	82.57	30/04/2006
B	Martin Brooks	1:39.718	78.92	01/09/2001
C	Martin Brooks	1:35.87	81.18	2003



PERFORMANCE

RACE PREPARATION
BIKE ENGINE PACKAGES

Races 3 & 9

13 mins + 1 lap

750 Motor Club 750 Trophy Series

The 750 Motor Club's 'Historic' racing series, for early 750 Formula, Austin 7 specials, 1172cc side-valve front-engined cars, Historic 500cc F3 cars and other historic and classic cars. New cars have to be built within careful guidelines to ensure compatibility. Engines include Austin 7, Reliant engines (642cc and 748cc OHV, 747cc side-valve), Ford 1172 side-valve and Climax; F3 500cc class must comply with 500 OA.

No	Cls	Driver	Car details	ccs	Hometown
2	I	Roger Windley	Time 3B	850	Lincoln
3	C	David Larkins	Gerrell Reliant	850	Cleckheaton
4	C	David Brand	Rawson	1172	Kings Langley
5	A	John Skeavington	Austin Ulster	750	Loughborough
13	A	Gregan Thruston	Austin Super	747	Henley-In-Arden
14	C	Andrew Born	Phoenix	850	Chophill
15	A	Ulric Hilliam	W E V	850	Spalding
18	C	Linden Brand	JB	850	Chesham
20	C	Paul Mason	Hague	850	Milton Keynes
21	A	Alistair Frayling-Cork	Austin 7 Special	747	Reading
24	A	John Gasking	Austin 7	750	Towcester
26	A	Mike Whitby	Austin 7 Mason Special	749	St. Neots
27	C	Grahame Weetman	DNC	850	Oswestry
28	D	Locky McKenzie	Austin 7	775	Chichester
29	A	Stewart Arklay	Austin 7 Ulster Special	750	Winscombe
30	A	Tim Myall	Austin 7 Pigsty	800	Crowborough
32	A	David Whetton	A7 Mouse Racer	747	Salisbury
42	I	Simon Windley	Historic Vee	1300	Tattershall
50	A	John Church	A7 Rivitt Special	747	Spalding

Lap Records

A	Mark Roper	2:11.746	59.37	02/09/2001
B	John Bennett	2:07.947	61.14	31/08/2002
C	Pete Brich	1:52.27	69.68	25/09/2004
D	Kerry Horan	2:01.752	64.25	31/08/2002



Races 4 & 10

13 mins + 1 lap

Toyo Tires Racing Saloons

A new Series for 2008 catering for two wheel drive cars built prior to 1994. The series is an initiative to provide close club racing with full grids, in order to give the best possible value for competitors and spectators. Driving standards will be strictly policed in order to eradicate avoidable contact, so if BTCC stunt driving is your thing, this is not for you. If however, you enjoy seeing close racing between drivers at 10/10ths, safe in the knowledge that their rivals will not nerf, squeeze, tap, rub, shunt - or as it used to be known - drive into each other- then you are in for a treat.

No	Cls	Driver	Car details	ccs	Hometown
3	F	Nigel Olive-Jones	BMW 320	1990	Southampton
5	F	Nick Barke	BMW 320	1990	Witham
7	F	Ian Shepherd	BMW 320	1990	London
8	C	Rob Sadler	BMW 325E	2693	Braintree
9	C	Ken Lark	VW Corrado	2964	Luton
15	C	Leigh Franklin	Talbot Sunbeam	2200	Harlow
21	E	Matt Knight	Vauxhall Corsa	1600	Southwick
23	F	Joe Adam	BMW 320	1998	London
37	D	Andrew Busby	BMW M3	2300	Coulsdon
44	E	Colin Stubbs	Rover 216 GTi	1590	Louth
47	F	Peter Longworth	BMW 320	1990	Redhill
48	E	Don Hughes	VW Golf GTi	1588	Andover
55	C	Rob Payne	BMW M3	2467	Woburn Sands
62	F	Richard Cormode	BMW 320i	1996	Maidstone
65	F	Lawrie Dunster	BMW 320	1990	Leigh-On-Sea
79	F	Michael Kidman	BMW 318i	1800	St. Neots
85	F	Wayne Howlett	BMW 320	1990	Kings Lynn
89	A	Kevin Guinness	BMW M3	3000	Weybridge
93	A	Charles Moseley	Sierra Cosworth	1993T	London
96	D	Paul Cowland	VW Golf GTi	1800	Nottingham
97	F	Nigel Brittain	BMW 318	1800	St. Neots
99	F	Rob Smith	BMW 320	1990	Ulting
100	C	John Willcocks	BMW M3	2300	Rowland's Castle
101	E	Martyn Crowe	Rover Metro GTi	1400	Andover
111	A	Brian Jordan	BMW M635	3500	Shepton Mallett
122	A	Dennis Bunning	Rover Tomcat	1998	Stafford
163	D	Mike Collins	Vauxhall Astra GTE	1998	Angmering
194	B	David Margalies	Ford Capri	3100	Lavant

Class A Over 2989 cc

Class B 2501cc to 2989 cc and Cars running to JEC regulations classes E&G (Modified)

Class C 2001cc to 2500 cc

Class D 1601cc to 2000 cc

Class E Up to 1600 cc and cars running to JEC regulations classes D&F (Roadgoing)

Class F cars fully compliant with the Production BMW Cup regulations

Front running cars are likely to come from first round winner Leigh Franklin in his superb Lotus Sunbeam, the VR6 Corrado of Ken Lark and the BMW's of Kevin Guinness, Rob Payne, Andrew Busby and John Willcocks. There will be plenty of close action between Cosworth Sierra's, M3's, 325's, an M6, Astra's, Golfs and Scirocos with entertainment guaranteed from Jaguar XJS's and the Class F PBMW Cup cars, these the only cars in TTRS using standard engines.

Races 5 & 12

18 mins + 1 lap

750 Motor Club Formula 4 Championship

Formula 4 is a long-established 750 Motor Club Championship, for single seaters running in 3 classes.

Class A: Cars built after 1/1/95 plus F3 derived cars.

Class B: Cars built before 1/1/95.

Class C: Formula Ford Zetec.

Engines: Ford CVH, Ford 1800 Zetec in both FF Zetec and modified form, motorcycle engines, Pinto & VW Polo.

All classes are limited to 4-speed (or standard box in the bike-engined cars) plus mandatory reverse; these are racing gearboxes with freedom of choice of ratios. Avon control compound slicks; wets are free.

No	Cls	Driver	Car details	ccs	Hometown
1	A	Steve Savage	Van Diemen RF08	1800	Bury St. Edmunds
3	A	Malcolm Scott	Van Diemen RF00	1800	Upminster
5	A	Jonathan Weston-Taylor	Mygale US 2000	1800	Chesterfield
7	A	Max Dmytrenko	Van Diemen	1800	Bolton
8	B	Clive Yorath	Reynard SF84	1000	Cheltenham
10	A	Jennifer Scott	Van Diemen RF99	1800	Barking
11	A	Barry Pritchard	Van Diemen RF01	1800	Attleborough
21	A	Mark Collinson	Van Dieman RF 00	1800	Sheffield
22	A	Erwin Smiech	Speads	1000	Lincoln
26	A	Andrew Minnett	Van Diemen	1800	Penrith
27	A	Jeremy Walker	Van Dieman	1800	Bedford
28	C	Matt Hayes	Jamun M97Z	1800	Dover
29	A	Chris Timms	Mygale 2000US	1800	Tamworth
36	C	Oliver Sirrell	Van Dieman	1800	Coalville
43	A	John Roberts	Van Diemen	1800	Harrogate
55	A	Peter Allen	Van Diemen RF00	1796	Brentwood
56	C	Bryn Tootell	Van Diemen RF	1800	Milnrow
57	A	Simon Emmerson	Ray	1800	Adderbury
58	A	David Shelton	Van Diemen RF95	2000	Somercoates
69	A	Lee Cunningham	Van Dieman	1800	Weybridge
91	B	David Healey	Delta T92	1600	Worcester

Lap records to be established for new class structure.

750 Motor Club Formula 4 Championship 2008

	Pts	Cls	Driver	Pts	Cls	Driver
1st	56	A	Peter Allen	4th	49	A Lee Cunningham
2nd	52	A	Jeremy Walker	5th	44	A Jonathan Weston-Taylor
3rd	50	A	Malcolm Scott	6th	40	A Steve Savage



Races 7/14/19

13 mins + 1 lap

Easytrack Production BMW Cup

The Easytrack Production BMW Cup is a one-make race series designed to provide close, friendly and cheap racing for any driver from beginner to advanced. Safe affordable racing has always been the ethos behind the series, something that has attracted consistently large grids. Driving standards are strictly policed in order to eradicate avoidable contact, something that is key with full grids of evenly matched cars!!

No	Race	Driver	Car details	ccs	Hometown
1	C	Andrew Partridge	BMW 318	1800	Walsall
2	A	Robin Welsh	BMW 318	1796	Southampton
3	C	Nigel Olive-Jones	BMW 320	1990	Southampton
5	C	Nick Barke	BMW 320	1990	Witham
7	C	Ian Shepherd	BMW 320	1990	London
12	B	Simon Clasby	BMW E30	1800	Bridgwater
19	A	Tony Smith	BMW 320	2000	Maidstone
20	A	John Jacklin	BMW 320	1990	Welwyn
22	B	Liam Crilly	BMW 318	1800	Letchworth
25	C	Simon Bassford	BMW 320	1998	London
27	B	Dean Spurr	BMW 320i	1990	Maidstone
29	A	Adrian Eddy	BMW 320	1990	London
33	B	Jamie Smith	BMW 318	1800	Sevenoaks
34	B	James Cuthbert	BMW 320	1990	Southend-On-Sea
39	A	Andrew Fletcher	BMW 320i	1998	Dronfield
47	C	Peter Longworth	BMW 320	1990	Redhill
51	A	Michael Dugdale	BMW 320i	1990	Southampton
54	B	Dave Arrundale	BMW 320i	1990	Leamington Spa
57*	B	Graham Collison	BMW 320i	1990	King's Lynn
62	C	Richard Cormode	BMW 320i	1990	Maidstone
63	A	Tim Wilson	BMW 318	1796	Bristol
65	C	Lawrie Dunster	BMW 320	1990	Leigh-On-Sea
66*	C	Michael Jones	BMW 320	2000	Norwich
68	B	Andy Strong	BMW 318	1790	Southampton
69	A	Andrew Bloomer	BMW 318	1800	Milton Keynes
77	B	Andrew Cotterill	BMW 320i	1990	Walsall
78	B	Kevin Welsh	BMW 320	1990	Southampton
79	C	Michael Kidman	BMW 318	1800	St. Neots
80	A	Jason Wood	BMW 318	1800	Lincoln
84*	B	Brian Jones	BMW 320	2000	Norwich
86	A	Charles Hodge	BMW 320	2000	Banbury
88	A	Geoff Beavis	BMW 318	1794	Basingstoke
90	A	Alex Benn	BMW 318	1795	Bradford-On-Avon
92*	C	Paul Wilson	BMW 320	1990	Bristol
97	C	Nigel Brittain	BMW 318	1800	St. Neots
98	B	Jerry Brown	BMW 318	1800	Dunstable
99	C	Rob Smith	BMW 320	1990	Ulling
126*	B	Miles Howard	BMW 320	1990	Warwick

* = practice with Toyo Tires Racing Saloons.

Race 7 is for A & B.

Race 14 is for B & C.

Race 19 is for A & C.

Race 8

13 mins + 1 lap

Demon Tweeks/Yokohama Hot Hatch Championship

There are 4 classes which include:- up to 1400cc multi-valve, up to 1600cc two valve and 1601 – 2000cc., modified rear wheel drive and standard front/rear wheel drive. Engines must be the original (type) fitted to the car. Springs and dampers are free, including coil-overs, provided they utilise the original pick-up points. The original gearbox must be used; close-ratio gears are permitted. Final drive ratio is free. LSD or similar is permitted. All cars run on the List 1B tyres; rim width is free provided they fit within the standard bodywork.

demon tweeks



No	Cls	Driver	Car details	ccs	Hometown
1		Antony Wilson	Mini Morris	1600	Doncaster
2		Nic Scott	Sylva Striker	2000	Weybridge
3		Rhys Owen	Locost	1300	Cardiff
4		Roger Donnan	Crossle 95	2000	Beverley
5		Adrian Terry	Genesis RR	1200	Leeds
6	A	Andy Robinson	Peugeot 306 GTi	2000	Cramlington
7		Tim Burnett	Jaguar D	4200	Boston
10	A	Mike Webb	Forcus ST170	2000	Brighton
11		Andy Hiley	Taydec MK2	1800	Huddersfield
14		Rob Horsfield	Toyota Mr2 Mk2	2000	Salisbury
15	D	Kevin Pullan	Honda Type R	2000	Sheffield
17		David Wale	Fisher Fury	919	Amersham
19		Nigel Brown	Sylva Phoenix	2000	Birmingham
21		Martyn Brown	Golf GTi	1800	King's Lynn
23		Adrian Cooper	Procomp LA	1800	Walsall
31	B	Lewis Williams	Fiesta XR2	1600	Guildford
34		Simon Ham	Radical Prosport	1300	Blunham
41		Patrick Mortell	Toyota MR2	2000	
45	B	Paul West	Peugeot 106	1600	Chalfont St. Giles
57		David Hughes	Cobra	2000	Armthorpe
59	D	Steve Noble	Citroen Saxo VTR	1600	Reading
60	B	Lee Reynolds	Citroen Saxo	1600	Church Stretton
62	B	Cliff Pellin	Fiesta XR2	1600	Canvey Island
73		Mark Jessop	Toyota MR2	1600	Market Rasen
82		Rob Johnston	Cyana MX 500R	1800	Newcastle
83	D	Bill Gregory	Saxo VTR	1600	Leighton Buzzard
86		Stephen Bell	Sylva Striker	1800	Selby
88		Jonathan Thackray	Radical SR4	1300	Chesterfield
97	B	Andy McLennan	Suzuki Swift	1300	St. Albans
99		Andy Wilson	Mini Austrn	1600	Doncaster
157		Andy Waters	Lotus Exige	1998	Horncastle

Hot Hatch cars are designated by class – all others are in an Allcomers race.

RESERVES in order are 41, 62, 57.

Races 13/15 & 18/22

13 mins + 1 lap

750 Motor Club Toyota MR2 Championship

The 750 Motor Club Toyota MR2 Championship is new for 2008 & is for production based sports cars run as near standard specification as possible allowing for safety requirements.

There are separate classes. Class A for the Mk1 and class B for the Mk2. Very few modifications are allowed to keep costs down and maintain its aims as a budget series. All cars run on a control Toyota tyre and there are minimum weights in classes to even out the performance.



1st practice session

No	Cls	Driver	Car details	ccs	Hometown
1	B	Patrick Mortell	Toyota MR2 Mk2	2000	Kenilworth
5	B	Lee Bullock	Toyota MR2 MK2	1600	Burton-On-Trent
7	B	John Wilson	Toyota MR2 Mk2	1600	Worcester
9	B	Ross Hill	Toyota MR 2	1600	Oxford
11	B	David Litchfield	Toyota MR2 Mk2	1600	London
14	B	Rob Horsfield	Toyota MR2 Mk2	1600	Salisbury
18	B	David Henderson	Toyota MR2 Mk2	1800	Stanley
21	A	Ben Rowe	Toyota MR2 Mk1	1600	Holsworthy
41	B	Alastair Topley	Toyota MR2	1600	Mansfield
45	A	David Block	Toyota MR2 MK1	1600	Southampton
57	A	Toni Gladding	Toyota MR2 Mk1	1600	Harpenden
58	B	Steve Lumley	Toyota MR2 MK2	1800	Bury St. Edmunds
64	B	Matthew Marsh	Toyota MR2 MK2	1600	Northampton
73	B	Mark Jessop	Toyota MR2 Mk2	1600	Market Rasen
87	B	Richard Weaving	Toyota MR2 MK2	1600	Launceston
88	B	Alric Kitson	Toyota MR2 Mk2	1600	Scunthorpe
99	A	Arthur Gilmour	Toyota MR2 Mk1	1600	King's Lynn

2nd practice session

No	Cls	Driver	Car details	ccs	Hometown
2	B	Rowland Woolley	Toyota MR2 Mk2	1800	Lutterworth
4	B	Nick Jones	Toyota MR2 Mk2	1800	Solihull
6	B	Clive Morphett	Toyota MR2 MK2	2000	Nottingham
8	B	Andy Winterton	Toyota MR2 MK2	2000	Stamford
10	B	Alan Henderson	Toyota MR2 MK2	1800	Stanley
12	B	Phil Wilson	Toyota MR2 Mk2	2000	Beaconsfield
15	A	David Rowe	Toyota MR2 Mk1	1600	Holsworthy
17	B	Marcus Mahy	Toyota MR2 Mk2	1800	Mayenne
26	B	Jeff Holden	Toyota MR2 Mk2	1600	Rochdale
27	B	Dallas Jackson	Toyota MR2	2000	Wickford
38	B	David Bryant	Toyota MR2 Mk2	2000	Weedon
42	B	Chris Stewart	Toyota MR2 MK2	2000	Saxmundham
51	B	Peter Lewis	Toyota MR2 Mk2	1600	Bedford
79	A	Jonathan Grimes	Toyota MR2 Mk1	1600	Ascot
80	B	Adam Litchfield	Toyota MR2 Mk2	1600	Woking
89	B	David Weaving	Toyota MR2 MK2	2000	Launceston

Slowest 28 from practice into Race 13, remainder to 15 which will be topped up to 28 from the top finishers in Race 13. Same system for Races 18 & 22 but using fastest times from practice. If less than 29 runners for Race 22, only Race 18 will be run.

750 Motor Club MR2 Championship

	Pts	Cls	Driver	Pts	Cls	Driver
1st	48	A	Arthur Gilmour	4th	32	B Steve Lumley
2nd	45	B	Mark Jessop	5th	32	A Jonathan Grimes
3rd	34	A	Hugh Gilmour	6th	28	B Phil Wilson

Race 17

13 mins + 1 lap

750 Motor Club Golf GTI Championship

During 2007, the 750 Motor Club ran a series of races for the Mk2 VW Golf GTI as a 'trial' for a future championship. Interest in the series and the number of competitors were sufficient to allow the Club to be granted championship status for 2008, which is an exceptionally short gestation period in racing terms. Both the 8 valve (class 1) and 16 valve (class 2) versions are eligible and run to minimum weights. Tuning is very restricted – a 'control' Newman camshaft, 'control' Toyo tyres, uprated suspension, standard gearbox – and the racing is close.

No	Cls	Driver	Car details	ccs	Hometown
1	2	Neil Primrose	VW Golf	1800	Cranbrook
4	1	Luke Wales	VW Golf Mk2	1800	Thetford
6	2	Alistair Sedwell	VW Golf Mk2	1800	Oxford
10	2	James Colbourne	VW Golf Mk2	1800	Bristol
12	2	Josh Johnson	VW Golf GTi	1800	Saddington
13	2	Oliver Wilton	VW Golf Mk2	1800	Stroud
14	1	Jamie Butcher	VW Golf Mk2	1800	Abingdon
15	2	Scott Gibbins	VW Golf GTi	1800	Cranbrook
16	2	Steven Kaudeur	VW Golf	1600	Northampton
17	1	Adam Stevenson	VW Golf MK2	1800	Derby
21	2	Martyn Brown	VW Golf Mk2	1800	King's Lynn
25	2	Gavin Drake	VW Golf Mk2	1800	Bristol
27	1	Craig Roberts	VW Golf Mk2	1800	
29	2	Adam Hance	VW Golf Gti Mk2	1800	Milton Keynes
30	2	Andy Stenning	VW Golf MK2	1800	Pewsey
33	1	Gemma Hampshire	VW Golf Mk2	1800	Derby
41	2	Ian Carvell	VW Golf GTi	1800	Daventry
43	2	Christopher Petto	Golf GTi MkII	1800	King's Lynn
47	1	Andrew Walker	VW Golf GTi	1800	Warwick
51	2	Simon Hill	VW Golf Mk2	1800	Knutsford
58	2	Frank Arthur	VW Golf Mk2	1800	Sandy
64	1	Kevin Glover	VW Golf Mk2	1800	Stamford
65	1	Luke Schlewitz	VW Golf Mk2	1781	Spalding
68	2	Verity Young	VW Golf Gti Mk2	1600	Woodbridge
70	2	Anthony Marlow	VW Golf Mk2	1800	Northampton
71	1	Nicola Harness	VW Golf Mk2	1800	Lincoln
99	1	Pete Appleyard	VW Golf GTi	1600	Swadlincote

750 Motor Club Golf GTI Championship

	Pts	Cls		Pts	Cls		
1st	16	2	Ian Carvell	4th	12	2	Steven Kaudeur
2nd	15	1	John Mawdsley	5th	10	1	Andrew Walker
3rd	12	1	Luke Wales	6th	10	2	Verity Young



Race 20

13 mins + 1 lap

Premier Choice Group 750 Formula Championship

750 Formula is for two-seater sports racing cars, introduced by the 750 MC in 1949, as its first racing formula. The regulations provide ample scope for the amateur to design and build his own car, and to develop his skills in chassis / suspension design and engine tuning within carefully controlled limits. There are two engine options, either the highly tuned Reliant 850cc or the unmodified Fiat 'FIRE' 1108cc, the latter introduced in 2003 due to the diminishing supply of spares for the Reliant engine. All cars run on a control Yokohama slick tyre.



No	Cls	Driver	Car details	ccs	Hometown
2		Mick Harris	Darvi 877	1108	High Wycombe
3		Bob Simpson	SS/F	1108	West Drayton
5		Dave Robson	SDAR/83	1108	Ashbourne
6		Chris Gough	CGR2 Evo	1108	Telford
7		Bill Rutter	Darvi Mk5B	1108	Bedford
8		Martin Kemp	Darvi Mk6	1108	Aldershot
12		Rod Hill	Mystic T4/21	1108	Ashby-De-La-Zouch
15	B	Andrew Lake	Phoenix	1108	Bedford
22		James Culver	Marrow Mk1	1108	Letchworth Garden Cit
23	B	Anna Speed	Time	1108	Bishops Itchington
25	B	Paul Collins	Darvi Mk5	1108	Bedford
26		Paul Morris	Darvi 92J	1108	Loughborough
27		Sue Buxton	Darvi 5/97	1108	West Malling
29	B	Will Johnston Jnr	Centaur Mk16	850	Ridge
36		Steve Cooper	PC Special	1108	Lincoln
55		Roger Rowe	Centaur Mk 20	1108	Kidderminster
71	B	Max Sheppard	Sheppard MS750/01	1108	Folkestone

750 Motor Club 750 Formula Championship 2008

	Pts	Driver	Pts	Driver	
1st	77	Roger Rowe	4th	53	Chris Gough
2nd	63	Mick Harris	5th	50	Rod Hill
3rd	62	Peter Bove	6th	48	Martin Kemp

Premier Choice Group

The Premier Choice Group is a specialist Insurance Intermediary that covers all areas of Health Insurance and other Employee Benefits using over 40 providers and managing in excess of £30 million of premium on behalf of clients. The range of schemes comprises all types of Health Insurance products for use in either the UK or overseas, Income Protection schemes Life Cover and Occupational Health, and Absence Management initiatives.

Using the services of the Premier Choice Group means that you have access to all the products of any Insurer. We are also very pleased to be able to sponsor the 2008 F750 Championship for the second year running. So for your total peace of mind and to be in Pole Position for accessing a winning range of Insurance related Risk Solutions, call 01327 353911 or www.pch.uk.com

Premier Choice Healthcare Ltd is Authorised & Regulated by the Financial Services Authority

Race 21

18 mins + 1 lap

750 Motor Club Kit Car Championship

The 750 Motor Club Kit Car Championship is for Genuine 'production' kit cars. Chassis and bodywork materials and the design concept may not be changed. Cars must be capable of passing an MoT test. Engines must be production-car based. Classes are 2000 - 3500cc plus Ford Duratec, up to 2000cc, plus a separate class for Ford Zetec engines. Gearbox and diff must be from a production car. The control tyre is the Yokohama AO32R/AO48R. Rim width is 6" or 7" depending upon class.

No	Cls	Driver	Car details	ccs	Hometown
1	C	Andy Hiley	Taydec Mk2	1800	Huddersfield
2	B	Gary Goodyear	Raw Striker	1600	Sheffield
3	C	Jim Goodwin	Sylva Phoenix	1800	Lichfield
7	C	Steve Taylor	Phoenix	1800	Ramsey
9	B	Dave Roberts	Sylva Phoenix	1600	Hull
11	C	Jason Storzaker	Fisher Fury	1800	Braunton
19	A	Nigel Brown	Sylva Phoenix	2000	Birmingham
20	C	Anton Landon	Westfield SE	1800	Nantwich
23	C	Adrian Cooper	Procomp LA Gold	1800	Walsall
25	C	Colin Benham	Locost	1800	Towcester
29	B	Andrew Lancaster	Locost	1600	Fleet
32	C	Paul Cooper	Raw Striker	1800	Cannock
33	B	Stephen Ward	Raw Striker	1600	Kettering
36	B	Ian Kempson	MK Indy	1600	Middlewich
38	C	Tony Southgate	Sylva Phoenix	1800	Northampton
53	C	David Aspden	Sylva Riot 07	1800	Bradford
60	A	Andrew Sterling	Dax Rush	3640	Lymington
62	A	Nic Scott	Sylva Striker Mk2	2000	Weybridge
69	C	Alex Jullien	Sylva Striker	1800	Colchester
71	B	Mark Alexander - Williams	Sylva Phoenix	1600	Dunmow
82	C	Rob Johnston	Cyana MX500R	1800	Newcastle
86	C	Stephen Bell	Sylva Striker	1800	Selby

Lap Records

A	Paul Boyd	1:38.24	79.63	07/05/2007
B	TBE	-	-	-
C	Andrew Hiley	1:38.32	79.56	07/05/2007

750 Motor Club Kit Car Championship 2008

	Pts	Cls	Driver	Pts	Cls	Driver	
1st	16	C	Andy Hiley	4th	12	C	Michael Coomber
2nd	13	A	Andrew Sterling	5th	10	A	Nigel Brown
3rd	12	B	Gary Goodyear	6th	10	C	Colin Benham



RACE GRID

750 Motor Club Locost Championship

Race 1 - Heat

ROW 14	48 Subject to qual Tom COLLER	66 02:00.580 Paul MULLENER
ROW 13	73 01:59.820 Rob APSEY	68 01:59.430 Andy POINTER
ROW 12	59 01:58.450 Carl PICKERING	60 01:56.710 Richard BRADLEY
ROW 11	26 01:56.690 John McLAREN	91 01:56.580 Richard ROTHERY
ROW 10	67 01:56.320 Ernie GUSHLOW	37 01:55.540 Robert SIBBONS
ROW 9	51 01:55.350 Alastair ECCLESFIELD	25 01:54.480 Richard DIXON
ROW 8	71 01:54.320 Victoria PICKLES	72 01:54.150 Stephen KIMBER
ROW 7	50 01:53.740 James McALLISTER	82 01:53.240 Michael PAGE
ROW 6	63 01:52.560 Craig TURNER	85 01:52.270 James O'DONNELL
ROW 5	36 01:52.180 Scott MITTELL	33 01:51.880 Glenn BOYER
ROW 4	64 01:51.810 Andrew NEAL	34 01:51.100 Sam BROUGH
ROW 3	30 01:50.950 Lynfel OWEN	77 01:50.920 James PINKERTON
ROW 2	3 01:50.880 Richard JENKINS	69 01:50.870 Spencer LYON
ROW 1	46 01:50.840 Kevin LUCAS	47 01:50.810 Robert PALIN

POLE

RACE GRID

AB Performance RGB Championship

Race 2

ROW 14		
ROW 13	44 01:53.150 Judi DERISLEY	74 01:51.830 Daniel CROFT
ROW 12	67 01:51.680 Tony CARPENTER	32 01:51.250 Stephen GRIFFIN
ROW 11	30 01:49.860 Stephen DEAN	68 01:48.760 Adrian MOORE
ROW 10	98 01:48.170 Ian GRAY	29 01:44.460 Stuart TANTON
ROW 9	77 01:43.710 Phil ALCOCK	21 01:42.700 Mathew GREEN
ROW 8	16 01:42.580 Neil CONSTABLE-BERR	27 01:42.320 Robert GRANT
ROW 7	34 01:42.130 Colin DUCE	26 01:41.270 Andrew GRANT
ROW 6	50 01:40.480 Tim HOVERD	17 01:40.320 David WALE
ROW 5	15 01:39.460 Doug CARTER	63 01:39.210 Colin CHAPMAN
ROW 4	19 01:39.040 Henry CARR	88 01:38.820 Richard WISE
ROW 3	9 01:38.630 Alastair BOULTON	6 01:38.610 John CUTMORE
ROW 2	7 01:38.210 Paul ROGERS	5 01:37.620 Steve ROBINSON
ROW 1	96 01:37.010 Tim GRAY	1 01:33.400 Derek JONES


POLE

RACE GRID

750 Motor Club 750 Trophy

Race 3

ROW 10		15 02:41.440 Ulric HILLIAM	
ROW 9	24 02:36.900 John GASKING		27 02:36.550 Grahame WEETMAN
ROW 8	30 02:34.940 Tim MYALL	28 02:34.020 Locky McCKENZIE	
ROW 7	14 02:25.840 Andrew BORN		32 02:23.480 David WHETTON
ROW 6	26 02:22.910 Mike WHITBY	21 02:22.490 Alistair FRAYLING-CORK	
ROW 5	5 02:21.590 John SKEAVINGTON		3 02:17.770 David LARKINS
ROW 4	50 02:16.960 John CHURCH	13 02:15.000 Gegan THRUSTON	
ROW 3	29 02:11.800 Stewart ARKLAY		42 02:08.500 Simon WINDLEY
ROW 2	2 02:08.470 Roger WINDLEY	20 02:05.820 Paul MASON	
ROW 1	4 01:57.770 David BRAND		18 01:52.480 Linden BRAND
			POLE



RACE GRID

750 Motor Club 750 Trophy

Race 3

ROW 10		15 02:41.440 Ulric HILLIAM	
ROW 9	24 02:36.900 John GASKING		27 02:36.550 Grahame WEETMAN
ROW 8	30 02:34.940 Tim MYALL	28 02:34.020 Locky McKENZIE	
ROW 7	14 02:25.840 Andrew BORN		32 02:23.480 David WHETTON
ROW 6	26 02:22.910 Mike WHITBY	21 02:22.490 Alistair FRAYLING-CORK	
ROW 5	5 02:21.590 John SKEAVINGTON		3 02:17.770 David LARKINS
ROW 4	50 02:16.960 John CHURCH	13 02:15.000 Gegan THRUSTON	
ROW 3	29 02:11.800 Stewart ARKLAY		42 02:08.500 Simon WINDLEY
ROW 2	2 02:08.470 Roger WINDLEY	20 02:05.820 Paul MASON	
ROW 1	4 01:57.770 David BRAND		18 01:52.480 Linden BRAND
POLE			

RACE GRID

Toyo Tires Road Saloons

Race 4

ROW 14		101 02:04.150 Martyn CROWE	
ROW 13	23 01:59.920 Joe ADAM		62 01:59.780 Richard CORMODE
ROW 12	79 01:56.050 Michael KIDMAN	21 01:55.600 Matt KNIGHT	
ROW 11		96 01:54.870 Paul COWLAND	97 01:54.760 Nigel BRITTAIN
ROW 10	3 01:54.760 Nigel OLIVE-JONES	47 01:54.680 Peter LONGWORTH	
ROW 9		7 01:54.660 Ian SHEPHERD	65 01:54.080 Lawrie DUNSTER
ROW 8	169 01:53.870 Simon FOX	122 01:52.790 Dennis BUNNING	
ROW 7		99 01:52.540 Rob SMITH	5 01:52.490 Nick BARKE
ROW 6	194 01:51.710 David MARGALIES	163 01:51.450 Mike COLLINS	
ROW 5		8 01:51.050 Rob SADLER	93 01:50.910 Charles MOSELEY
ROW 4	44 01:50.890 Colin STUBBS	85 01:50.810 Wayne HOWLETT	
ROW 3		89 01:49.180 Kevin GUINNESS	48 01:49.020 Don HUGHES
ROW 2	9 01:47.220 Ken LARK	15 01:46.470 Leigh FRANKLIN	
ROW 1		37 01:46.030 Andrew BUSBY	100 01:45.090 John WILLCOCKS

POLE

RACE GRID

750 Motor Club Formula 4 Championship

Race 5

			82 Steven GRIFFIN 01:47.950
21 Mark COLLINSON 01:40.120			58 David SHELTON 01:38.420
28 Matt HAYES 01:37.970			57 Simon EMMERSON 01:37.440
91 David HEALEY 01:36.830			8 Clive YORATH 01:36.460
3 Malcolm SCOTT 01:34.980			36 Oliver SIRRELL 01:34.370
56 Bryn TOOTELL 01:34.050			26 Andrew MINNETT 01:33.410
22 Erwin SMIECH 01:32.030			10 Jennifer SCOTT 01:31.720
69 Lee CUNNINGHAM 01:30.550			11 Barry PRITCHARD 01:29.850
1 Steve SAVAGE 01:29.330			7 Max DMYTRENKO 01:29.290
55 Peter ALLEN 01:29.230			5 Jonathan WESTON-TAYL 01:29.150
29 Chris TIMMS 01:28.580			27 Jeremy WALKER 01:27.060

POLE

AMENDED

RACE GRID

AMENDED

Demon Tweeks / Yokohama Locost Championship

Race 6 - Final

ROW 14	50 James McALLISTER	37 Robert SIBBONS
ROW 13	33 Glenn BOYER	82 Michael PAGE
ROW 12	85 James O'DONNELL	36 Scott MITTELL
ROW 11	34 Sam BROUGH	69 Spencer LYON
ROW 10	64 Andrew NEAL	47 Robert PALIN
ROW 9	3 Richard JENKINS	57 Mike LEAR
ROW 8	11 Samir ABID	4 Alastair GARRATT
ROW 7	39 Steve EVANS	21 Jason GIBBONS
ROW 6	44 Gary PARKES	22 Brian MITCHAM
ROW 5	74 Garry BRANDON	28 David BLACK
ROW 4	1 Declan McDONNELL	5 David BARTHOLOMEW
ROW 3	43 Simon WOOD	83 Paul PRESGRAVES
ROW 2	56 Brendan DUDLEY	6 Mark GLOVER
ROW 1	40 Paul BRYANT	14 Matt CHERRINGTON
POLE		

RESERVES: 51 73 91 26 68

RACE GRID

Production BMW Race 7 - Groups A & B

ROW 12		88 02:00.820 Geoff BEAVIS	
ROW 11	34 01:59.080 James CUTHBERT		77 01:58.770 Andrew COTTERILL
ROW 10	54 01:58.700 Dave ARRUNDALE	39 01:58.490 Andrew FLETCHER	
ROW 9		33 01:58.470 Jamie SMITH	84 01:57.460 Brian JONES
ROW 8	126 01:56.540 Miles HOWARD	98 01:55.290 Jerry BROWN	
ROW 7		78 01:55.110 Kevin WELSH	86 01:54.190 Charles HODGE
ROW 6	12 01:54.140 Simon CLASBY	57 01:53.780 Graham COLLISON	
ROW 5		90 01:53.660 Alex BENN	51 01:53.230 Michael DUGDALE
ROW 4	68 01:53.150 Andy STRONG	19 01:52.290 Tony SMITH	
ROW 3		2 01:52.110 Robin WELSH	63 01:51.690 Tim WILSON
ROW 2	22 01:51.350 Liam CRILLY	83 01:51.000 Stephen MARKEY	
ROW 1		29 01:50.920 Adrian EDDY	27 01:50.360 Dean SPURR

POLE

RACE GRID

750 Motor Club Hot Hatch Championship + Allcomers

Race 8

ROW 14	59 02:00.260 Steve NOBLE	21 01:59.940 Martyn BROWN
ROW 13	3 01:57.570 Rhys OWEN	14 01:52.490 Rob HORSFIELD
ROW 12	1 01:50.170 Antony WILSON	25 01:49.610 Colin BENHAM
ROW 11	36 01:49.410 Ian KEMPSON	41 01:49.330 Patrick MORTELL
ROW 10	7 01:48.560 Tim BURNETT	73 01:47.970 Mark JESSOP
ROW 9	99 01:47.640 Andy WILSON	57 01:47.540 David HUGHES
ROW 8	62 01:46.970 Cliff PELLIN	15 01:46.900 Kevin PULLAN
ROW 7	31 01:46.570 Lewis WILLIAMS	19 01:45.770 Nigel BROWN
ROW 6	45 01:45.200 Paul WEST	23 01:45.110 Adrian COOPER
ROW 5	97 01:45.110 Andy McLENNAN	86 01:44.920 Stephen BELL
ROW 4	2 01:44.470 Nic SCOTT	10 01:42.800 Mike WEBB
ROW 3	82 01:42.620 Rob JOHNSTON	4 01:42.160 Roger DONNAN
ROW 2	17 01:40.830 David WALE	157 01:39.200 Andy WATERS
ROW 1	11 01:37.940 Andy HILEY	34 01:34.960 Simon HAM

POLE

AMENDED


RACE GRID

AMENDED

750 Motor Club 750 Trophy

Race 9

ROW 10		
ROW 9	28 Tim MYALL	27 Grahame WEETMAN
ROW 8	15 Ulric HILLIAM	24 John GASKING
ROW 7	14 Andrew BORN	32 David WHETTON
ROW 6	3 David LARKINS	26 Mike WHITBY
ROW 5	21 Alistair FRAYLING-CORK	5 John SKEAVINGTON
ROW 4	50 John CHURCH	20 Paul MASON
ROW 3	13 Gregan THRUSTON	29 Stewart ARKLAY
ROW 2	2 Roger WINDLEY	42 Simon WINDLEY
ROW 1	4 David BRAND	18 Linden BRAND
		POLE




RACE GRID

Toyo Tires Road Saloons

Race 10

ROW 14		163 Mike COLLINS	
ROW 13	8 Rob SADLER		93 Charles MOSELEY
ROW 12	101 Martyn CROWE	23 Joe ADAM	
ROW 11	62 Richard CORMODE		79 Michael KIDMAN
ROW 10	97 Nigel BRITAIN	21 Matt KNIGHT	
ROW 9	96 Paul COWLAND		65 Lawrie DUNSTER
ROW 8	47 Peter LONGWORTH	3 Nigel OLIVE-JONES	
ROW 7	7 Ian SHEPHERD		5 Nick BARKE
ROW 6	169 Simon FOX	85 Wayne HOWLETT	
ROW 5	99 Rob SMITH		44 Colin STUBBS
ROW 4	194 David MARGALIES	122 Dennis BUNNING	
ROW 3	89 Kevin GUINNESS		48 Don HUGHES
ROW 2	9 Ken LARK	37 Andrew BUSBY	
ROW 1	15 Leigh FRANKLIN		100 John WILLCOCKS
POLE			



RACE GRID

750 Motor Club Locost Championship

Race 11 - Heat

ROW 14	48 Subject to qual Tom COLLER	66 02:03.360 Paul MULLENER
ROW 13	73 02:00.150 Rob APSEY	68 02:00.150 Andy POINTER
ROW 12	59 01:59.810 Carl PICKERING	26 01:58.120 John McLAREN
ROW 11	67 01:57.660 Ernie GUSHLOW	91 01:57.300 Richard ROTHERY
ROW 10	60 01:56.810 Richard BRADLEY	51 01:55.680 Alastair ECCLESFIELD
ROW 9	37 01:55.670 Robert SIBBONS	71 01:55.290 Victoria PICKLES
ROW 8	50 01:55.060 James McALLISTER	25 01:54.800 Richard DIXON
ROW 7	72 01:54.220 Stephen KIMBER	82 01:53.860 Michael PAGE
ROW 6	63 01:53.510 Craig TURNER	85 01:52.580 James O'DONNELL
ROW 5	21 01:52.430 Jason GIBBONS	33 01:52.370 Glenn BOYER
ROW 4	69 01:52.320 Spencer LYON	64 01:52.310 Andrew NEAL
ROW 3	36 01:52.220 Scott MITTELL	77 01:51.520 James PINKERTON
ROW 2	46 01:51.470 Kevin LUCAS	30 01:51.260 Lynfel OWEN
ROW 1	34 01:51.250 Sam BROUGH	47 01:51.220 Robert PALIN

POLE

RACE GRID

750 Motor Club Formula 4 Championship

Race 12

21	Mark COLLINSON	01:40.470
-----------	----------------	-----------

28	Matt HAYES	01:38.480
-----------	------------	-----------

57	Simon EMMERSON	01:37.750
-----------	----------------	-----------

3	Malcolm SCOTT	01:36.290
----------	---------------	-----------

36	Oliver SIRRELL	01:34.420
-----------	----------------	-----------

22	Erwin SMIECH	01:33.250
-----------	--------------	-----------

69	Lee CUNNINGHAM	01:30.710
-----------	----------------	-----------

1	Steve SAVAGE	01:29.700
----------	--------------	-----------

29	Chris TIMMS	01:29.420
-----------	-------------	-----------

55	Peter ALLEN	01:29.250
-----------	-------------	-----------

82	Steven GRIFFIN	01:50.200
-----------	----------------	-----------

58	David SHELTON	01:38.940
-----------	---------------	-----------

91	David HEALEY	01:38.370
-----------	--------------	-----------

8	Clive YORATH	01:36.660
----------	--------------	-----------

56	Bryn TOOTELL	01:36.050
-----------	--------------	-----------

26	Andrew MINNETT	01:33.490
-----------	----------------	-----------

10	Jennifer SCOTT	01:32.480
-----------	----------------	-----------

11	Barry PRITCHARD	01:29.900
-----------	-----------------	-----------

5	Jonathan WESTON-TAYL	01:29.460
----------	----------------------	-----------

7	Max DMYTRENKO	01:29.290
----------	---------------	-----------

27	Jeremy WALKER	01:27.240
-----------	---------------	-----------

POLE

RACE GRID

750 Motor Club MR2 Championship

Race 13 - Heat

ROW 14	51 Qualified Peter LEWIS	15 02:10.650 David ROWE
ROW 13	17 02:06.750 Marcus MAHY	87 02:03.940 Richard WEAVING
ROW 12	42 02:01.360 Chris STEWART	57 02:00.710 Toni GLADDING
ROW 11	21 01:59.480 Ben ROWE	5 01:58.930 Lee BULLOCK
ROW 10	45 01:56.750 David BLOCK	94 01:56.090 Max DMYTRENKO
ROW 9	26 01:55.540 Jeff HOLDEN	99 01:54.540 Arthur GILMOUR
ROW 8	8 01:54.250 Andy WINTERTON	79 01:54.250 Jonathan GRIMES
ROW 7	9 01:53.760 Ross HILL	89 01:53.440 David WEAVING
ROW 6	27 01:51.780 Dallas JACKSON	6 01:51.360 Clive MORPHETT
ROW 5	18 01:51.050 David HENDERSON	38 01:51.010 David BRYANT
ROW 4	4 01:50.980 Nick JONES	64 01:50.380 Matthew MARSH
ROW 3	11 01:50.140 David LITCHFIELD	7 01:50.000 John WILSON
ROW 2	14 01:49.140 Rob HORSFIELD	1 01:48.900 Patrick MORTELL
ROW 1	2 01:48.730 Rowland WOOLLEY	10 01:48.620 Alan HENDERSON

POLE

RACE GRID

750 Motor Club MR2 Championship

Race 13 - Heat

ROW 14	51 Qualified Peter LEWIS	15 02:10.650 David ROWE
ROW 13	17 02:06.750 Marcus MAHY	87 02:03.940 Richard WEAIVING
ROW 12	42 02:01.360 Chris STEWART	57 02:00.710 Toni GLADDING
ROW 11	21 01:59.480 Ben ROWE	5 01:58.930 Lee BULLOCK
ROW 10	45 01:56.750 David BLOCK	94 01:56.090 Max DMYTRENKO
ROW 9	26 01:55.540 Jeff HOLDEN	99 01:54.540 Arthur GILMOUR
ROW 8	8 01:54.250 Andy WINTERTON	79 01:54.250 Jonathan GRIMES
ROW 7	9 01:53.760 Ross HILL	89 01:53.440 David WEAIVING
ROW 6	27 01:51.780 Dallas JACKSON	6 01:51.360 Clive MORPHETT
ROW 5	18 01:51.050 David HENDERSON	38 01:51.010 David BRYANT
ROW 4	4 01:50.980 Nick JONES	64 01:50.380 Matthew MARSH
ROW 3	11 01:50.140 David LITCHFIELD	7 01:50.000 John WILSON
ROW 2	14 01:49.140 Rob HORSFIELD	1 01:48.900 Patrick MORTELL
ROW 1	2 01:48.730 Rowland WOOLLEY	10 01:48.620 Alan HENDERSON

POLE

RACE GRID

Production BMW Race 14 - Groups B & C

ROW 14		
ROW 13	34 01:59.080 James CUTHBERT	77 01:58.770 Andrew COTTERILL
ROW 12	25 01:58.710 Simon BASSFORD	54 01:58.700 Dave ARRUNDALE
ROW 11	33 01:58.470 Jamie SMITH	62 01:58.360 Richard CORMODE
ROW 10	69 01:57.500 Andrew BLOOMER	84 01:57.460 Brian JONES
ROW 9	66 01:56.830 Michael JONES	126 01:56.540 Miles HOWARD
ROW 8	98 01:55.290 Jerry BROWN	79 01:55.200 Michael KIDMAN
ROW 7	78 01:55.110 Kevin WELSH	65 01:54.290 Lawrie DUNSTER
ROW 6	92 01:54.280 Paul WILSON	97 01:54.270 Nigel BRITAIN
ROW 5	12 01:54.140 Simon CLASBY	57 01:53.780 Graham COLLISON
ROW 4	47 01:53.660 Peter LONGWORTH	68 01:53.150 Andy STRONG
ROW 3	3 01:53.070 Nigel OLIVE-JONES	7 01:52.330 Ian SHEPHERD
ROW 2	5 01:51.680 Nick BARKE	22 01:51.350 Liam CRILLY
ROW 1	99 01:50.850 Rob SMITH	27 01:50.360 Dean SPURR

POLE

AMENDED

AMENDED


RACE GRID

750 Motor Club MR2 Championship

Race 15 - Final

ROW 14	17 Marcus MAHY	57 Toni GLADDING
ROW 13	42 Chris STEWART	45 David BLOCK
ROW 12	94 Max DMYTRENKO	26 Jeff HOLDEN
ROW 11	99 Arthur GILMOUR	8 Andy WINTERTON
ROW 10	79 Jonathan GRIMES	9 Ross HILL
ROW 9	14 Rob HORSFIELD	89 David WEAIVING
ROW 8	6 Clive MORPHETT	27 Dallas JACKSON
ROW 7	38 David BRYANT	18 David HENDERSON
ROW 6	4 Nick JONES	7 John WILSON
ROW 5	11 David LITCHFIELD	2 Rowland WOOLLEY
ROW 4	1 Patrick MORTELL	10 Alan HENDERSON
ROW 3	80 Adam LITCHFIELD	12 Phil WILSON
ROW 2	73 Mark JESSOP	88 Alric KITSON
ROW 1	41 Alastair TOPLEY	58 Steve LUMLEY

POLE



RESERVES: 87 15 51

RACE GRID

Demon Tweeks / Yokohama Locost Championship

Race 16 - Final

ROW 14	25 Richard DIXON	67 Ernie GUSHLOW
ROW 13	37 Robert SIBBONS	46 Kevin LUCAS
ROW 12	82 Michael PAGE	77 James PINKERTON
ROW 11	64 Andrew NEAL	47 Robert PALIN
ROW 10	34 Sam BROUGH	36 Scott MITTELL
ROW 9	69 Spencer LYON	3 Richard JENKINS
ROW 8	11 Samir ABID	22 Brian MITCHAM
ROW 7	57 Mike LEAR	28 David BLACK
ROW 6	74 Garry BRANDON	44 Gary PARKES
ROW 5	4 Alastair GARRATT	39 Steve EVANS
ROW 4	1 Declan McDONNELL	40 Paul BRYANT
ROW 3	56 Brendan DUDLEY	5 David BARTHOLOMEW
ROW 2	43 Simon WOOD	83 Paul PRESGRAVES
ROW 1	6 Mark GLOVER	14 Matt CHERRINGTON

POLE

RESERVES: 50 91 60 71 73 51 68 85 59 66

RACE GRID

750 Motor Club Golf GTi Championship

Race 17

ROW 14		
ROW 13		71 02:13.080 Nicola HARNESS
ROW 12	6 02:11.310 Alistair SEDWELL	1 01:59.450 Neil PRIMROSE
ROW 11	70 01:58.940 Anthony MARLOW	64 01:57.940 Kevin GLOVER
ROW 10	14 01:57.850 Jamie BUTCHER	58 01:56.840 Frank ARTHUR
ROW 9	47 01:56.490 Andrew WALKER	12 01:56.400 Josh JOHNSON
ROW 8	65 01:55.730 Luke SCHLEWITZ	99 01:55.250 Pete APPLEYARD
ROW 7	27 01:54.810 Craig ROBERTS	33 01:54.350 Gemma HAMPSHIRE
ROW 6	13 01:54.270 Oliver WILTON	17 01:53.600 Adam STEVENSON
ROW 5	30 01:52.600 Andy STENNING	4 01:52.470 Luke WALES
ROW 4	21 01:52.250 Martyn BROWN	29 01:52.240 Adam HANCE
ROW 3	10 01:51.990 James COLBOURNE	15 01:51.740 Scott GIBBINS
ROW 2	68 01:50.340 Verity YOUNG	16 01:48.460 Steven KAUDEUR
ROW 1	41 01:48.050 Ian CARVELL	43 01:47.770 Christopher PETTO
		POLE

RACE GRID

750 Motor Club MR2 Championship

Race 18 - Heat

ROW 14	51 Qualified Peter LEWIS	15 02:12.770 David ROWE
ROW 13	17 02:06.830 Marcus MAHY	87 02:04.750 Richard WEAVING
ROW 12	42 02:01.440 Chris STEWART	57 02:01.260 Toni GLADDING
ROW 11	5 02:01.210 Lee BULLOCK	21 02:00.180 Ben ROWE
ROW 10	45 01:58.160 David BLOCK	9 01:56.970 Ross HILL
ROW 9	94 01:56.850 Max DMYTRENKO	26 01:55.930 Jeff HOLDEN
ROW 8	99 01:55.130 Arthur GILMOUR	79 01:54.540 Jonathan GRIMES
ROW 7	8 01:54.450 Andy WINTERTON	89 01:53.660 David WEAVING
ROW 6	27 01:52.700 Dallas JACKSON	6 01:51.690 Clive MORPHETT
ROW 5	4 01:51.410 Nick JONES	38 01:51.280 David BRYANT
ROW 4	18 01:51.160 David HENDERSON	64 01:51.000 Matthew MARSH
ROW 3	2 01:50.270 Rowland WOOLLEY	11 01:50.190 David LITCHFIELD
ROW 2	7 01:50.020 John WILSON	10 01:50.000 Alan HENDERSON
ROW 1	14 01:49.490 Rob HORSFIELD	1 01:49.250 Patrick MORTELL

POLE

RACE GRID

750 Motor Club MR2 Championship

Race 18 - Heat

ROW 14	51 Qualified Peter LEWIS	15 02:12.770 David ROWE
ROW 13	17 02:06.830 Marcus MAHY	87 02:04.750 Richard WEAIVING
ROW 12	42 02:01.440 Chris STEWART	57 02:01.260 Toni GLADDING
ROW 11	5 02:01.210 Lee BULLOCK	21 02:00.180 Ben ROWE
ROW 10	45 01:58.160 David BLOCK	9 01:56.970 Ross HILL
ROW 9	94 01:56.850 Max DMYTRENKO	26 01:55.930 Jeff HOLDEN
ROW 8	99 01:55.130 Arthur GILMOUR	79 01:54.540 Jonathan GRIMES
ROW 7	8 01:54.450 Andy WINTERTON	89 01:53.660 David WEAIVING
ROW 6	27 01:52.700 Dallas JACKSON	6 01:51.690 Clive MORPHETT
ROW 5	4 01:51.410 Nick JONES	38 01:51.280 David BRYANT
ROW 4	18 01:51.160 David HENDERSON	64 01:51.000 Matthew MARSH
ROW 3	2 01:50.270 Rowland WOOLLEY	11 01:50.190 David LITCHFIELD
ROW 2	7 01:50.020 John WILSON	10 01:50.000 Alan HENDERSON
ROW 1	14 01:49.490 Rob HORSFIELD	1 01:49.250 Patrick MORTELL
POLE		




RACE GRID

Easytrack Production BMW Cup

Race 19 - Groups A & C

ROW 12	88 01:58.890 Geoff BEAVIS	66 01:56.180 Michael JONES
ROW 11	39 01:56.150 Andrew FLETCHER	69 01:56.150 Andrew BLOOMER
ROW 10	25 01:55.900 Simon BASSFORD	62 01:55.790 Richard CORMODE
ROW 9	86 01:55.050 Charles HODGE	65 01:54.630 Lawrie DUNSTER
ROW 8	79 01:54.420 Michael KIDMAN	1 01:54.320 Andrew PARTRIDGE
ROW 7	97 01:53.640 Nigel BRITAIN	90 01:53.630 Alex BENN
ROW 6	3 01:53.480 Nigel OLIVE-JONES	92 01:53.120 Paul WILSON
ROW 5	47 01:52.580 Peter LONGWORTH	63 01:52.060 Tim WILSON
ROW 4	5 01:51.960 Nick BARKE	2 01:51.730 Robin WELSH
ROW 3	19 01:51.410 Tony SMITH	7 01:51.400 Ian SHEPHERD
ROW 2	51 01:51.370 Michael DUGDALE	29 01:50.880 Adrian EDDY
ROW 1	99 01:50.780 Rob SMITH	83 01:50.720 Stephen MARKEY
POLE		




RACE GRID

Premier Choice Group 750 Formula Championship

Race 20

ROW 10		
ROW 9		26 01:58.200 Paul MORRIS
ROW 8	25 01:55.000 Paul COLLINS	23 01:54.910 Anna SPEED
ROW 7	29 01:53.250 Will JOHNSTON JNR	12 01:49.890 Rod HILL
ROW 6	71 01:49.750 Max SHEPPARD	15 01:49.520 Andrew LAKE
ROW 5	7 01:48.390 Bill RUTTER	36 01:47.670 Steve COOPER
ROW 4	55 01:46.790 Roger ROWE	27 01:46.610 Sue BUXTON
ROW 3	3 01:43.120 Bob SIMPSON	6 01:41.920 Chris GOUGH
ROW 2	8 01:41.250 Martin KEMP	22 01:41.150 James CULVER
ROW 1	5 01:40.660 Dave ROBSON	2 01:39.230 Mick HARRIS
POLE		



RACE GRID

750 Motor Club Kit Car Championship

Race 21

ROW 10	9 02:17.090 Dave ROBERTS	29 01:51.130 Andrew LANCASTER
ROW 9	25 01:47.100 Colin BENHAM	20 01:45.100 Anton LANDON
ROW 8	38 01:43.420 Tony SOUTHGATE	36 01:43.280 Ian KEMPSON
ROW 7	19 01:42.900 Nigel BROWN	53 01:42.460 David ASPDEN
ROW 6	69 01:42.380 Alex JULLIEN	82 01:42.170 Rob JOHNSTON
ROW 5	62 01:41.860 Nic SCOTT	71 01:41.800 Mark ALEXANDER-WILLI
ROW 4	86 01:41.720 Stephen BELL	11 01:41.690 Jason STIRZAKER
ROW 3	75 01:41.260 Matthew LEWIS	7 01:40.910 Steve TAYLOR
ROW 2	33 01:40.550 Stephen WARD	3 01:39.140 Jim GOODWIN
ROW 1	60 01:38.840 Andrew STERLING	2 01:36.830 Gary GOODYEAR

POLE





Combined Qualifying Times

750 Motor Club Locost Championship

Pos	No	Cl	Name	Car	Session	Laps	Best	on Lap	Mph
1	14	LC	Matt CHERRINGTON	Locost	B	8	1:47.25	5	73.41
2	40	LC	Paul BRYANT	Locost	A	8	1:48.45	5	72.60
3	6	LC	Mark GLOVER	Locost	B	8	1:48.46	4	72.59
4	56	LC	Brendan DUDLEY	Locost	A	8	1:48.46	5	72.59
5	83	LC	Paul PRESGRAVES	Locost	B	8	1:48.51	8	72.56
6	43	LC	Simon WOOD	Locost	B	8	1:48.91	4	72.29
7	5	LC	David BARTHOLOMEW	Locost	A	8	1:49.21	8	72.09
8	1	LC	Declan McDONNELL	Locost	A	6	1:49.44	4	71.94
9	28	LC	David BLACK	Locost	B	8	1:49.66	7	71.80
10	74	LC	Garry BRANDON	Locost	A	8	1:49.88	8	71.65
11	22	LC	Brian MITCHAM	Locost	A	8	1:49.93	8	71.62
12	44	LC	Gary PARKES	Locost	A	8	1:49.96	8	71.60
13	21	LC	Jason GIBBONS	Locost	A	5	1:50.08	3	71.52
14	39	LC	Steve EVANS	Locost	A	8	1:50.30	5	71.38
15	* 4	LC	Alastair GARRATT	Locost	B	8	1:50.43	7	71.30
16	11	LC	Samir ABID	Locost	A	8	1:50.58	7	71.20
17	57	LC	Mike LEAR	Locost	A	8	1:50.72	6	71.11
18	47	LC	Robert PALIN	Locost	B	8	1:50.81	5	71.05
19	46	LC	Kevin LUCAS	Locost	B	5	1:50.84	4	71.03
20	69	LC	Spencer LYON	Locost	A	8	1:50.87	8	71.01
21	3	LC	Richard JENKINS	Locost	A	7	1:50.88	3	71.01
22	77	LC	James PINKERTON	Locost	B	8	1:50.92	8	70.98
23	30	LC	Lynfel OWEN	Locost	B	3	1:50.95	2	70.96
24	34	LC	Sam BROUGH	Locost	B	7	1:51.10	6	70.87
25	64	LC	Andrew NEAL	Locost	B	8	1:51.81	5	70.42
26	33	LC	Glenn BOYER	Locost	A	8	1:51.88	8	70.37
27	36	LC	Scott MITTELL	Locost	B	8	1:52.18	8	70.18
28	* 85	LC	James O'DONNELL	Locost	A	8	1:52.27	6	70.13
29	63	LC	Craig TURNER	Locost	A	8	1:52.56	3	69.95
30	82	LC	Michael PAGE	Locost	A	8	1:53.24	6	69.53
31	50	LC	James McALLISTER	Locost	B	8	1:53.74	8	69.22
32	72	LC	Stephen KIMBER	Locost	B	8	1:54.15	8	68.97
33	71	LC	Victoria PICKLES	Locost	A	8	1:54.32	5	68.87
34	25	LC	Richard DIXON	Locost	B	8	1:54.48	5	68.77
35	51	LC	Alastair ECCLESFIELD	Locost	B	8	1:55.35	6	68.25
36	37	LC	Robert SIBBONS	Locost	B	8	1:55.54	7	68.14
37	67	LC	Ernie GUSHLOW	Locost	B	8	1:56.32	8	67.69
38	91	LC	Richard ROTHERY	Locost	A	7	1:56.58	6	67.53
39	26	LC	John McLAREN	Locost	B	7	1:56.69	7	67.47
40	60	LC	Richard BRADLEY	Locost	B	8	1:56.71	6	67.46
41	59	LC	Carl PICKERING	Locost	B	7	1:58.45	5	66.47
42	68	LC	Andy POINTER	Locost	A	8	1:59.43	8	65.92
43	* 73	LC	Rob APSEY	Locost	B	7	1:59.82	5	65.71
44	66	LC	Paul MULLENER	Locost	A	5	2:00.58	4	65.29
45	48	LC	Tom COLLIER	Locost	A	0	DNS	0	

* No 73 - NO TRANSPONDER. No 4 & 85 TRANSPONDERS STOPPED WORKING.

Cadwell Park Full Circuit		10 May 08 09:49
Clerk of Course : 	Time Issued : 10:20	Chief Timekeeper : 

THESE RESULTS REMAIN PROVISIONAL FOR A MINIMUM OF 30 MINUTES FROM THE TIME OF ISSUE

Results produced on HS Sports Timing and Results Systems. Results online at www.750MC.co.uk




750 Motor Club Locost Championship


2nd Best Qualifying Times

Pos	No	Cl	Name	Car	Time
1	14	LC	Matt CHERRINGTON	Locost	1:47.84
2	6	LC	Mark GLOVER	Locost	1:48.92
3	83	LC	Paul PRESGRAVES	Locost	1:48.98
4	43	LC	Simon WOOD	Locost	1:49.01
5	5	LC	David BARTHOLOMEW	Locost	1:49.45
6	56	LC	Brendan DUDLEY	Locost	1:50.17
7	40	LC	Paul BRYANT	Locost	1:50.18
8	1	LC	Declan McDONNELL	Locost	1:50.22
9	39	LC	Steve EVANS	Locost	1:50.42
10	4	LC	Alastair GARRATT	Locost	1:50.43
11	44	LC	Gary PARKES	Locost	1:50.68
12	74	LC	Garry BRANDON	Locost	1:50.75
13	28	LC	David BLACK	Locost	1:50.79
14	57	LC	Mike LEAR	Locost	1:50.80
15	22	LC	Brian MITCHAM	Locost	1:51.03
16	11	LC	Samir ABID	Locost	1:51.15
17	3	LC	Richard JENKINS	Locost	1:51.15
18	47	LC	Robert PALIN	Locost	1:51.22
19	34	LC	Sam BROUGH	Locost	1:51.25
20	30	LC	Lynfel OWEN	Locost	1:51.26
21	46	LC	Kevin LUCAS	Locost	1:51.47
22	77	LC	James PINKERTON	Locost	1:51.52
23	36	LC	Scott MITTELL	Locost	1:52.22
24	64	LC	Andrew NEAL	Locost	1:52.31
25	69	LC	Spencer LYON	Locost	1:52.32
26	33	LC	Glenn BOYER	Locost	1:52.37
27	21	LC	Jason GIBBONS	Locost	1:52.43
28	85	LC	James O'DONNELL	Locost	1:52.58
29	63	LC	Craig TURNER	Locost	1:53.51
30	82	LC	Michael PAGE	Locost	1:53.86
31	72	LC	Stephen KIMBER	Locost	1:54.22
32	25	LC	Richard DIXON	Locost	1:54.80
33	50	LC	James McALLISTER	Locost	1:55.06
34	71	LC	Victoria PICKLES	Locost	1:55.29
35	37	LC	Robert SIBBONS	Locost	1:55.67
36	51	LC	Alastair ECCLESFIELD	Locost	1:55.68
37	60	LC	Richard BRADLEY	Locost	1:56.81
38	91	LC	Richard ROTHERY	Locost	1:57.30
39	67	LC	Ernie GUSHLOW	Locost	1:57.66
40	26	LC	John McLAREN	Locost	1:58.12
41	59	LC	Carl PICKERING	Locost	1:59.81
42	68	LC	Andy POINTER	Locost	2:00.15
43	73	LC	Rob APSEY	Locost	2:00.15
44	66	LC	Paul MULLENER	Locost	2:03.36

Clerk of Course: 

Time Issued: 10:20

10 May 08 09:51
Chief Timekeeper: 



Provisional Qualifying Times - P3

AB Performance RGB Championship

Pl	No	Cl	Name	Car	Laps	Time on Lap	Behind	MPH	
1	1	BEA	Derek JONES	BND S2	9	1:33.40	9	84.30	
2	96	BEC	Tim GRAY	Raw Fulcrum	9	1:37.01	9	3.61	81.16
3	5	BEA	Steve ROBINSON	Genesis RR	9	1:37.62	7	4.22	80.65
4	7	BEB	Paul ROGERS	Stuart Taylor Phoenix	9	1:38.21	7	4.81	80.17
5	6	BEC	John CUTMORE	Westfield Megablade	9	1:38.61	4	5.21	79.84
6	9	BEC	Alastair BOULTON	Stuart Taylor Phoenix	9	1:38.63	4	5.23	79.83
7	88	BEC	Richard WISE	Raw Striker	9	1:38.82	7	5.42	79.67
8	19	BEC	Henry CARR	Fisher Fury	9	1:39.04	8	5.64	79.50
9	63	BEC	Colin CHAPMAN	Fisher Fury	9	1:39.21	7	5.81	79.36
10	15	BEA	Doug CARTER	Genesis Evo	5	1:39.46	4	6.06	79.16
11	17	BEC	David WALE	Fisher Fury	9	1:40.32	4	6.92	78.48
12	50	BEC	Tim HOVERD	Fisher Fury	9	1:40.48	4	7.08	78.36
13	26	BEC	Andrew GRANT	Fisher Fury Fireblade	5	1:41.27	3	7.87	77.74
14	34	BEB	Colin DUCE	Fisher Fury	3	1:42.13	3	8.73	77.09
15	27	BEC	Robert GRANT	Raw Striker	9	1:42.32	7	8.92	76.95
16	16	BEB	Neil CONSTABLE-BERRY	Fisher Fury	8	1:42.58	5	9.18	76.75
17	21	BEC	Mathew GREEN	Fisher Fury	9	1:42.70	3	9.30	76.66
18	77	BEC	Phil ALCOCK	Pulsar Blade	8	1:43.71	4	10.31	75.92
19	29	BEC	Stuart TANTON	Fisher Fury	8	1:44.46	6	11.06	75.37
20	98	BEC	Ian GRAY	Stuart Taylor Phoenix	3	1:48.17	2	14.77	72.79
21	68	BEB	Adrian MOORE	Genesis Evo	7	1:48.76	6	15.36	72.39
22	30	BEB	Stephen DEAN	Fisher Menance	8	1:49.86	8	16.46	71.67
23	32	BEC	Stephen GRIFFIN	MK Indy	8	1:51.25	7	17.85	70.77
24	67	BEC	Tony CARPENTER	Stuart Taylor Phoenix	8	1:51.68	7	18.28	70.50
25	74	BEC	Daniel CROFT	Fisher Fury	7	1:51.83	2	18.43	70.40
26	44	BEC	Judi DERISLEY	Fisher Fury	8	1:53.15	6	19.75	69.58

Not-Seen

65 BEC Neil PALMER AB Performance Fulcrum

Weather / Track: Sunny / Dry


Start Time : 09:53

Cadwell Park Full Circuit

10 May 08 10:10

Clerk of Course : 	Time Issued : 11:03	Chief Timekeeper : Terry Stevens
-----------------------	------------------------	--------------------------------------

THESE RESULTS REMAIN PROVISIONAL FOR A MINIMUM OF 30 MINUTES FROM THE TIME OF ISSUE



Provisional Qualifying Times - P4

750 Motor Club 750 Trophy

Pl	No	Cl	Name	Car	Laps	Time on Lap	Behind	MPH
1	18	TC	Linden BRAND	JB	8	1:52.48	7	70.00
2	4	TC	David BRAND	Rawson	8	1:57.77	2 5.29	66.85
3	20	TC	Paul MASON	Hague	2	2:05.82	1 13.34	62.58
4	2	TI	Roger WINDLEY	Time 3B	7	2:08.47	7 15.99	61.28
5	42	TI	Simon WINDLEY	Historic Vee	7	2:08.50	7 16.02	61.27
6	29	TA	Stewart ARKLAY	Austin 7 Ulster Special	6	2:11.80	6 19.32	59.74
7	13	TA	Gregan THRUSTON	Austin Super	6	2:15.00	6 22.52	58.32
8	50	TA	John CHURCH	A7 Rivitt Special	7	2:16.96	7 24.48	57.49
9	3	TC	David LARKINS	Gerrell Reliant	6	2:17.77	6 25.29	57.15
10	5	TA	John SKEAVINGTON	Austin Ulster	4	2:21.59	3 29.11	55.61
11	21	TA	Alistair FRAYLING-CORK	Austin 7 Special	6	2:22.49	6 30.01	55.25
12	26	TA	Mike WHITBY	Austin 7 Mason Special	6	2:22.91	3 30.43	55.09
13	32	TA	David WHETTON	A7 Mouse Racer	6	2:23.48	6 31.00	54.87
14	14	TC	Andrew BORN	Phoenix	6	2:25.84	4 33.36	53.99
15	28	TA	Locky McCKENZIE	Austin 7	6	2:34.02	5 41.54	51.12
16	30	TA	Tim MYALL	Austin 7 Pigsty	3	2:34.94	1 42.46	50.81
17	27	TC	Grahame WEETMAN	DNC	5	2:36.55	1 44.07	50.29
18	24	TA	John GASKING	Austin 7	6	2:36.90	5 44.42	50.18
19	15	TA	Ulric HILLIAM	WEV	5	2:41.44	5 48.96	48.77

Exclusions

48 LC Tom COLLER

Locost

Qualified out of session for race 1 & 11

No 4 & 30 - NO TRANSPONDER SIGNAL DETECTED

Weather / Track: Sunny / Dry

Start Time : 10:19


Cadwell Park Full Circuit

10 May 08 10:38

Clerk of Course : <i>Chandler</i>	Time Issued : 10:57	Chief Timekeeper : Terry Stevens <i>Terry Stevens</i>
--------------------------------------	------------------------	--

THESE RESULTS REMAIN PROVISIONAL FOR A MINIMUM OF 30 MINUTES FROM THE TIME OF ISSUE

Results produced on HS Sports Timing and Results Systems. Results online at www.750MC.co.uk



750 Motor Club 750 Trophy

2nd Best Qualifying Times

Pos	No	Cl	Name	Car	Time
1	18	TC	Linden BRAND	JB	1:52.48
2	4	TC	David BRAND	Rawson	1:57.78
3	48	LC	Tom COLLER	Locost	2:06.56
4	42	TI	Simon WINDLEY	Historic Vee	2:09.90
5	2	TI	Roger WINDLEY	Time 3B	2:10.27
6	29	TA	Stewart ARKLAY	Austin 7 Ulster Special	2:11.88
7	13	TA	Gregan THRUSTON	Austin Super	2:15.07
8	20	TC	Paul MASON	Hague	2:17.03
9	50	TA	John CHURCH	A7 Rivitt Special	2:17.57
10	5	TA	John SKEAVINGTON	Austin Ulster	2:21.95
11	21	TA	Alistair FRAYLING-CORK	Austin 7 Special	2:22.68
12	26	TA	Mike WHITBY	Austin 7 Mason Special	2:23.75
13	3	TC	David LARKINS	Gerrell Reliant	2:24.23
14	32	TA	David WHETTON	A7 Mouse Racer	2:26.05
15	14	TC	Andrew BORN	Phoenix	2:26.47
16	28	TA	Locky McCKENZIE	Austin 7	2:34.91
17	30	TA	Tim MYALL	Austin 7 Pigsty	2:34.95
18	24	TA	John GASKING	Austin 7	2:38.32
19	15	TA	Ulric HILLIAM	WEV	2:45.64
20	27	TC	Grahame WEETMAN	DNC	2:50.12

10 May 08 10:39

Clerk of Course:

Time Issued:

10:57

Chief Timekeeper:



Provisional Qualifying Times - P5

Toyo Tires Road Saloons

Pl	No	Cl	Name	Car	Laps	Time on Lap	Behind	MPH	
1	100	TTC	John WILLCOCKS	BMW M3	8	1:45.09	8	74.92	
2	37	TTD	Andrew BUSBY	BMW M3	8	1:46.03	2	0.94	74.25
3	15	TTC	Leigh FRANKLIN	Talbot Sunbeam	8	1:46.47	8	1.38	73.95
4	9	TTC	Ken LARK	VW Corrado	7	1:47.22	4	2.13	73.43
5	48	TTE	Don HUGHES	VW Golf GTi	7	1:49.02	7	3.93	72.22
6	89	TTA	Kevin GUINNESS	BMW M3	8	1:49.18	3	4.09	72.11
7	85	TTF	Wayne HOWLETT	BMW 320	8	1:50.81	2	5.72	71.05
8	44	TTE	Colin STUBBS	Rover 216 GTi	8	1:50.89	8	5.80	71.00
9	93	TTA	Charles MOSELEY	Sierra Cosworth	7	1:50.91	3	5.82	70.99
10	83	BMA	Stephen MARKEY	BMW 320E	7	1:51.00	4	5.91	70.93
11	8	TTC	Rob SADLER	BMW 325E	7	1:51.05	2	5.96	70.90
12	163	TTD	Mike COLLINS	Vauxhall Astra GTE	5	1:51.45	4	6.36	70.64
13	194	TTB	David MARGALIES	Ford Capri	8	1:51.71	8	6.62	70.48
14	5	TTF	Nick BARKE	BMW 320	8	1:52.49	7	7.40	69.99
15	99	TTF	Rob SMITH	BMW 320	8	1:52.54	6	7.45	69.96
16	122	TTA	Dennis BUNNING	Rover Tomcat	6	1:52.79	5	7.70	69.80
17	57	BMB	Graham COLLISON	BMW 320i	8	1:53.78	6	8.69	69.20
18	169	TTF	Simon FOX	BMW 318	8	1:53.87	6	8.78	69.14
19	65	TTF	Lawrie DUNSTER	BMW 320	8	1:54.08	5	8.99	69.01
20	92	BMC	Paul WILSON	BMW 320	8	1:54.28	5	9.19	68.89
21	7	TTF	Ian SHEPHERD	BMW 320	7	1:54.66	7	9.57	68.67
22	47	TTF	Peter LONGWORTH	BMW 320	7	1:54.68	7	9.59	68.65
23	3	TTF	Nigel OLIVE-JONES	BMW 320	7	1:54.76	6	9.67	68.61
24	97	TTF	Nigel BRITAIN	BMW 318	7	1:54.76	7	9.67	68.61
25	96	TTD	Paul COWLAND	VW Golf GTi	7	1:54.87	5	9.78	68.54
26	21	TTE	Matt KNIGHT	Vauxhall Corsa	7	1:55.60	5	10.51	68.11
27	79	TTF	Michael KIDMAN	BMW 318i	7	1:56.05	6	10.96	67.84
28	126	BMB	Miles HOWARD	BMW 320	8	1:56.54	7	11.45	67.56
29	84	BMB	Brian JONES	BMW 320	8	1:57.46	6	12.37	67.03
30	62	TTF	Richard CORMODE	BMW 320i	7	1:59.78	7	14.69	65.73
31	23	TTF	Joe ADAM	BMW 320	8	1:59.92	2	14.83	65.65
32	101	TTE	Martyn CROWE	Rover Metro GTi	7	2:04.15	7	19.06	63.42


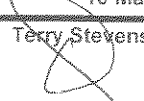
* No 65 & 169 - NO TRANSPONDER

Weather / Track: Sunny / Dry

Start Time : 10:42


Cadwell Park Full Circuit

10 May 08 11:00

Clerk of Course : 	Time Issued : 11:25	Chief Timekeeper : Terry Stevens 
--	------------------------	---

THESE RESULTS REMAIN PROVISIONAL FOR A MINIMUM OF 30 MINUTES FROM THE TIME OF ISSUE

Results produced on HS Sports Timing and Results Systems. Results online at www.750MC.co.uk



Provisional Qualifying Times - P6

750 Motor Club Formula 4 Championship

Pl	No	Cl	Name	Car	Laps	Time on Lap	Behind	MPH
1	27	F4A	Jeremy WALKER	Van Diemen	10	1:27.06	10	90.43
2	X 29	F4A	Chris TIMMS	Mygale 2000US	9	1:28.58	9	1.52 88.88
3	5	F4A	Jonathan WESTON-TAYLOR	Mygale US 2000	10	1:29.15	10	2.09 88.31
4	55	F4A	Peter ALLEN	Van Diemen RF00	10	1:29.23	9	2.17 88.23
5	7	F4A	Max DMYTRENKO	Van Diemen RF06	10	1:29.29	8	2.23 88.18
6	1	F4A	Steve SAVAGE	Van Diemen RF08	10	1:29.33	5	2.27 88.14
7	11	F4A	Barry PRITCHARD	Van Diemen RF01	10	1:29.85	10	2.79 87.63
8	69	F4A	Lee CUNNINGHAM	Van Diemen	4	1:30.55	2	3.49 86.95
9	10	F4A	Jennifer SCOTT	Van Diemen RF99	9	1:31.72	6	4.66 85.84
10	22	F4A	Erwin SMIECH	Speads	9	1:32.03	8	4.97 85.55
11	26	F4A	Andrew MINNETT	Van Diemen	8	1:33.41	7	6.35 84.29
12	56	F4C	Bryn TOOTELL	Van Diemen RF	6	1:34.05	5	6.99 83.71
13	36	F4C	Oliver SIRRELL	Van Diemen	9	1:34.37	6	7.31 83.43
14	3	F4A	Malcolm SCOTT	Van Diemen RF00	4	1:34.98	1	7.92 82.89
15	8	F4B	Clive YORATH	Reynard SF84	9	1:36.46	9	9.40 81.62
16	91	F4B	David HEALEY	Delta T92	9	1:36.83	8	9.77 81.31
17	57	F4A	Simon EMMERSON	Van Diemen	9	1:37.44	7	10.38 80.80
18	28	F4C	Matt HAYES	Mygale M97Z	6	1:37.97	4	10.91 80.36
19	58	F4A	David SHELTON	Van Diemen RF95	9	1:38.42	4	11.36 80.00
20	21	F4A	Mark COLLINSON	Van Diemen RF00	8	1:40.12	8	13.06 78.64
21	82	F4A	Steven GRIFFIN	F Renault	5	1:47.95	2	20.89 72.93

~~X~~ No 29 - NO TRANSPONDER AGAIN! Will not be timed in race if not fixed.

Pos	No	Cl	Name	Car	Time
1	27	F4A	Jeremy WALKER	Van Diemen	1:27.24
2	55	F4A	Peter ALLEN	Van Diemen RF00	1:29.25
3	7	F4A	Max DMYTRENKO	Van Diemen RF06	1:29.29
4	29	F4A	Chris TIMMS	Mygale 2000US	1:29.42
5	5	F4A	Jonathan WESTON-TAYLOR	Mygale US 2000	1:29.46
6	1	F4A	Steve SAVAGE	Van Diemen RF08	1:29.70
7	11	F4A	Barry PRITCHARD	Van Diemen RF01	1:29.90
8	69	F4A	Lee CUNNINGHAM	Van Diemen	1:30.71
9	10	F4A	Jennifer SCOTT	Van Diemen RF99	1:32.48
10	22	F4A	Erwin SMIECH	Speads	1:33.25
11	26	F4A	Andrew MINNETT	Van Diemen	1:33.49
12	36	F4C	Oliver SIRRELL	Van Diemen	1:34.42
13	56	F4C	Bryn TOOTELL	Van Diemen RF	1:36.05
14	3	F4A	Malcolm SCOTT	Van Diemen RF00	1:36.29
15	8	F4B	Clive YORATH	Reynard SF84	1:36.66
16	57	F4A	Simon EMMERSON	Van Diemen	1:37.75
17	91	F4B	David HEALEY	Delta T92	1:38.37
18	28	F4C	Matt HAYES	Mygale M97Z	1:38.48
19	58	F4A	David SHELTON	Van Diemen RF95	1:38.94
20	21	F4A	Mark COLLINSON	Van Diemen RF00	1:40.47
21	82	F4A	Steven GRIFFIN	F Renault	1:50.20

Weather / Track: Sunny / Dry

Start Time : 11:03

Cadwell Park Full Circuit

10 May 08 11:20

Clerk of Course <i>Carroll</i>	Time Issued : 11.47.	Chief Timekeeper : Terry Stevens <i>Terry Stevens</i>
-----------------------------------	-------------------------	--

THESE RESULTS REMAIN PROVISIONAL FOR A MINIMUM OF 30 MINUTES FROM THE TIME OF ISSUE

Results produced on HS Sports Timing and Results Systems. Results online at www.750MC.co.uk



Provisional Qualifying Times - P7

Production BMW

Pl	No	Cl	Name	Car	Laps	Time on Lap	Behind	MPH	
1	27	BMB	Dean SPURR	BMW 320i	7	1:50.36	4	71.34	
2	99	BMC	Rob SMITH	BMW 320	8	1:50.85	3	0.49	71.03
3	29	BMA	Adrian EDDY	BMW 320	7	1:50.92	6	0.56	70.98
4	22	BMB	Liam CRILLY	BMW 318	8	1:51.35	6	0.99	70.71
5	5	BMC	Nick BARKE	BMW 320	8	1:51.68	4	1.32	70.50
6	63	BMA	Tim WILSON	BMW 318	8	1:51.69	7	1.33	70.49
7	2	BMA	Robin WELSH	BMW 318	8	1:52.11	7	1.75	70.23
8	19	BMA	Tony SMITH	BMW 320	7	1:52.29	3	1.93	70.11
9	7	BMC	Ian SHEPHERD	BMW 320	8	1:52.33	5	1.97	70.09
10	3	BMC	Nigel OLIVE-JONES	BMW 320	7	1:53.07	6	2.71	69.63
11	68	BMB	Andy STRONG	BMW 318	8	1:53.15	4	2.79	69.58
12	51	BMA	Michael DUGDALE	BMW 320i	8	1:53.23	7	2.87	69.53
13	90	BMA	Alex BENN	BMW 318	8	1:53.66	6	3.30	69.27
14	47	BMC	Peter LONGWORTH	BMW 320	7	1:53.66	7	3.30	69.27
15	12	BMB	Simon CLASBY	BMW E30	5	1:54.14	5	3.78	68.98
16	86	BMA	Charles HODGE	BMW 320	8	1:54.19	5	3.83	68.95
17	97	BMC	Nigel BRITAIN	BMW 318	7	1:54.27	7	3.91	68.90
18	65	BMC	Lawrie DUNSTER	BMW 320	7	1:54.29	2	3.93	68.89
19	78	BMB	Kevin WELSH	BMW 320	8	1:55.11	7	4.75	68.40
20	79	BMC	Michael KIDMAN	BMW 318	7	1:55.20	4	4.84	68.34
21	98	BMB	Jerry BROWN	BMW 318	7	1:55.29	7	4.93	68.29
22	66	BMC	Michael JONES	BMW 320	7	1:56.83	6	6.47	67.39
23	69	BMC	Andrew BLOOMER	BMW 318	7	1:57.50	7	7.14	67.01
24	62	BMC	Richard CORMODE	BMW 320i	7	1:58.36	7	8.00	66.52
25	33	BMB	Jamie SMITH	BMW 318	7	1:58.47	6	8.11	66.46
26	39	BMA	Andrew FLETCHER	BMW 320i	7	1:58.49	6	8.13	66.45
27	54	BMB	Dave ARRUNDALE	BMW 320i	7	1:58.70	4	8.34	66.33
28	25	BMC	Simon BASSFORD	BMW 320	6	1:58.71	6	8.35	66.32
29	77	BMB	Andrew COTTERILL	BMW 320i	7	1:58.77	4	8.41	66.29
30	34	BMB	James CUTHBERT	BMW 320	7	1:59.08	6	8.72	66.12
31	88	BMA	Geoff BEAVIS	BMW 318	7	2:00.82	4	10.46	65.16

Not-Seen

1	BMC	Andrew PARTRIDGE	BMW 318
80	BMA	Jason WOOD	BMW 318

Weather / Track: Sunny / Dry

Start Time : 11:25

Cadwell Park Full Circuit

10 May 08 11:44

Clerk of Course : 	Time Issued : 12.13	Chief Timekeeper : Terry Stevens
-----------------------	------------------------	--------------------------------------

THESE RESULTS REMAIN PROVISIONAL FOR A MINIMUM OF 30 MINUTES FROM THE TIME OF ISSUE

Results produced on HS Sports Timing and Results Systems. Results online at www.750MC.co.uk



Provisional Qualifying Times - P8

750 Motor Club Hot Hatch Championship + Allcomers

Pl	No	Cl	Name	Car	Laps	Time on Lap	Behind	MPH	
1	34	AC	Simon HAM	Radical Prosport	7	1:34.96	4	82.91	
2	11	AC	Andy HILEY	Taydec Mk2	6	1:37.94	6	2.98	80.39
3	157	AC	Andy WATERS	Lotus Exige	7	1:39.20	4	4.24	79.37
4	17	AC	David WALE	Fisher Fury	6	1:40.83	3	5.87	78.08
5	4	AC	Roger DONNAN	Crossle 9S	6	1:42.16	6	7.20	77.07
6	82	AC	Rob JOHNSTON	Cyana MX500R	6	1:42.62	4	7.66	76.72
7	10	HHA	Mike WEBB	Focus ST170	6	1:42.80	6	7.84	76.59
8	* 2	AC	Nic SCOTT	Sylva Striker	6	1:44.47	4	9.51	75.36
9	86	AC	Stephen BELL	Sylva Striker	6	1:44.92	3	9.96	75.04
10	97	HHB	Andy McLENNAN	Suzuki Swift GTi	6	1:45.11	4	10.15	74.90
11	23	AC	Adrian COOPER	Procomp LA Gold	6	1:45.11	4	10.15	74.90
12	45	HHB	Paul WEST	Peugeot 106 GTi	6	1:45.20	4	10.24	74.84
13	19	AC	Nigel BROWN	Sylva Phoenix	6	1:45.77	6	10.81	74.44
14	31	HHB	Lewis WILLIAMS	Ford Fiesta XR2	3	1:46.57	3	11.61	73.88
15	15	HHD	Kevin PULLAN	Honda Type R	6	1:46.90	4	11.94	73.65
16	62	HHB	Cliff PELLIN	Ford Fiesta XR2	6	1:46.97	6	12.01	73.60
17	57	AC	David HUGHES	Cobra GD 427	2	1:47.54	2	12.58	73.21
18	* 99	AC	Andy WILSON	Austin Mini	6	1:47.64	6	12.68	73.14
19	73	AC	Mark JESSOP	Toyota MR2 Mk2	5	1:47.97	3	13.01	72.92
20	7	AC	Tim BURNETT	Jaguar D Type	4	1:48.56	4	13.60	72.52
21	41	AC	Patrick MORTELL	Toyota MR2 Mk2	5	1:49.33	3	14.37	72.01
22	36	AC	Ian KEMPSON	MK Indy	5	1:49.41	5	14.45	71.96
23	25	AC	Colin BENHAM	Locost	5	1:49.61	5	14.65	71.83
24	1	AC	Antony WILSON	Morris Mini	6	1:50.17	5	15.21	71.46
25	14	AC	Rob HORSFIELD	Toyota MR2 Mk2	5	1:52.49	3	17.53	69.99
26	3	AC	Rhys OWEN	Locost	1	1:57.57	1	22.61	66.97
27	21	AC	Martyn BROWN	VW Golf GTi Mk2	4	1:59.94	3	24.98	65.64
28	59	HHD	Steve NOBLE	Citroen Saxo VTR	5	2:00.26	6	25.30	65.47

Not-Seen

44	AC	Judi DERISLEY	Fisher Fury
5	AC	Adrian TERRY	Genesis RR
60	HHB	Lee REYNOLDS	Citroen Saxo VTS
88	AC	Jonathan THACKRAY	Radical SR4

* No 2 & 99 - NO TRANSPONDER. No 5 - 0 laps completed.

Weather / Track: Sunny / Dry

Start Time : 11:48


Cadwell Park Full Circuit

10 May 08 12:12

Clerk of Course : 	Time Issued : 12:35	Chief Timekeeper : Terry Stevens 
---	------------------------	--

THESE RESULTS REMAIN PROVISIONAL FOR A MINIMUM OF 30 MINUTES FROM THE TIME OF ISSUE

Results produced on HS Sports Timing and Results Systems. Results online at www.750MC.co.uk




Combined Qualifying Times

750 Motor Club MR2 Championship

Pos	No	Cl	Name	Car	Session	Laps	Best on Lap	Mph
1	58	MRB	Steve LUMLEY	Toyota MR2 Mk2	A	9	1:47.55	3 73.21
2	41	MRB	Alastair TOPLEY	Toyota MR2 Mk2	A	8	1:47.98	5 72.91
3	88	MRB	Airic KITSON	Toyota MR2 Mk2	A	8	1:47.99	3 72.91
4	73	MRB	Mark JESSOP	Toyota MR2 Mk2	A	8	1:47.99	6 72.91
5	12	MRB	Phil WILSON	Toyota MR2 Mk2	B	8	1:48.11	8 72.83
6	80	MRB	Adam LITCHFIELD	Toyota MR2 Mk2	B	8	1:48.48	5 72.58
7	10	MRB	Alan HENDERSON	Toyota MR2 Mk2	B	8	1:48.62	8 72.48
8	2	MRB	Rowland WOOLLEY	Toyota MR2 Mk2	B	8	1:48.73	6 72.41
9	1	MRB	Patrick MORTELL	Toyota MR2 Mk2	A	8	1:48.90	5 72.30
10	14	MRB	Rob HORSFIELD	Toyota MR2 Mk2	A	7	1:49.14	5 72.14
11	7	MRB	John WILSON	Toyota MR2 Mk2	A	8	1:50.00	6 71.57
12	11	MRB	David LITCHFIELD	Toyota MR2 Mk2	A	8	1:50.14	3 71.48
13	64	MRB	Matthew MARSH	Toyota MR2 Mk2	A	7	1:50.38	4 71.33
14	4	MRB	Nick JONES	Toyota MR2 Mk2	B	8	1:50.98	8 70.94
15	38	MRB	David BRYANT	Toyota MR2 Mk2	B	8	1:51.01	8 70.92
16	18	MRB	David HENDERSON	Toyota MR2 Mk2	A	8	1:51.05	5 70.90
17	6	MRB	Clive MORPHETT	Toyota MR2 Mk2	B	8	1:51.36	4 70.70
18	27	MRB	Dallas JACKSON	Toyota MR2 Mk2	B	8	1:51.78	2 70.43
19	89	MRB	David WEAIVING	Toyota MR2 Mk2	B	8	1:53.44	6 69.40
20	9	MRB	Ross HILL	Toyota MR2 Mk2	A	7	1:53.76	6 69.21
21	79	MRA	Jonathan GRIMES	Toyota MR2 Mk1	B	5	1:54.25	4 68.91
22	8	MRB	Andy WINTERTON	Toyota MR2 Mk2	B	7	1:54.25	4 68.91
23	99	MRA	Arthur GILMOUR	Toyota MR2 Mk1	A	8	1:54.54	8 68.74
24	26	MRB	Jeff HOLDEN	Toyota MR2 Mk2	B	8	1:55.54	4 68.14
25	94	MRB	Max DMYTRENKO	Toyota MR2 Mk2	A	7	1:56.09	7 67.82
26	45	MRA	David BLOCK	Toyota MR2 MK1	A	8	1:56.75	8 67.44
27	5	MRB	Lee BULLOCK	Toyota MR2 Mk2	A	7	1:58.93	6 66.20
28	21	MRA	Ben ROWE	Toyota MR2 Mk1	A	7	1:59.48	7 65.90
29	57	MRA	Toni GLADDING	Toyota MR2 Mk1	A	7	2:00.71	7 65.22
30	42	MRB	Chris STEWART	Toyota MR2 Mk2	B	7	2:01.36	2 64.87
31	87	MRB	Richard WEAIVING	Toyota MR2 Mk2	A	7	2:03.94	4 63.52
32	17	MRB	Marcus MAHY	Toyota MR2 Mk2	B	3	2:06.75	2 62.12
33	15	MRA	David ROWE	Toyota MR2 Mk1	B	5	2:10.65	3 60.26
34	51	MRB	Peter LEWIS	Toyota MR2 Mk2	B	0	DNS	0


Cadwell Park Full Circuit

11 May 08 09:42

Clerk of Course : 	Time Issued : 10:10	Chief Timekeeper :
--	------------------------	--------------------

THESE RESULTS REMAIN PROVISIONAL FOR A MINIMUM OF 30 MINUTES FROM THE TIME OF ISSUE

Results produced on HS Sports Timing and Results Systems. Results online at www.750MC.co.uk



750 Motor Club MR2 Championship

2nd Best Qualifying Times

Pos	No	Cl	Name	Car	Time
1	58	MRB	Steve LUMLEY	Toyota MR2 Mk2	1:47.75
2	88	MRB	Airic KITSON	Toyota MR2 Mk2	1:48.07
3	41	MRB	Alastair TOPLEY	Toyota MR2 Mk2	1:48.17
4	12	MRB	Phil WILSON	Toyota MR2 Mk2	1:48.28
5	73	MRB	Mark JESSOP	Toyota MR2 Mk2	1:48.65
6	80	MRB	Adam LITCHFIELD	Toyota MR2 Mk2	1:49.12
7	1	MRB	Patrick MORTELL	Toyota MR2 Mk2	1:49.25
8	14	MRB	Rob HORSFIELD	Toyota MR2 Mk2	1:49.49
9	10	MRB	Alan HENDERSON	Toyota MR2 Mk2	1:50.00
10	7	MRB	John WILSON	Toyota MR2 Mk2	1:50.02
11	11	MRB	David LITCHFIELD	Toyota MR2 Mk2	1:50.19
12	2	MRB	Rowland WOOLLEY	Toyota MR2 Mk2	1:50.27
13	64	MRB	Matthew MARSH	Toyota MR2 Mk2	1:51.00
14	18	MRB	David HENDERSON	Toyota MR2 Mk2	1:51.16
15	38	MRB	David BRYANT	Toyota MR2 Mk2	1:51.28
16	4	MRB	Nick JONES	Toyota MR2 Mk2	1:51.41
17	6	MRB	Clive MORPHETT	Toyota MR2 Mk2	1:51.69
18	27	MRB	Dallas JACKSON	Toyota MR2 Mk2	1:52.70
19	89	MRB	David WEAVING	Toyota MR2 Mk2	1:53.66
20	8	MRB	Andy WINTERTON	Toyota MR2 Mk2	1:54.45
21	79	MRA	Jonathan GRIMES	Toyota MR2 Mk1	1:54.54
22	99	MRA	Arthur GILMOUR	Toyota MR2 Mk1	1:55.13
23	26	MRB	Jeff HOLDEN	Toyota MR2 Mk2	1:55.93
24	94	MRB	Max DMYTRENKO	Toyota MR2 Mk2	1:56.85
25	9	MRB	Ross HILL	Toyota MR2 Mk2	1:56.97
26	45	MRA	David BLOCK	Toyota MR2 Mk1	1:58.16
27	21	MRA	Ben ROWE	Toyota MR2 Mk1	2:00.18
28	5	MRB	Lee BULLOCK	Toyota MR2 Mk2	2:01.21
29	57	MRA	Toni GLADDING	Toyota MR2 Mk1	2:01.26
30	42	MRB	Chris STEWART	Toyota MR2 Mk2	2:01.44
31	87	MRB	Richard WEAVING	Toyota MR2 Mk2	2:04.75
32	17	MRB	Marcus MAHY	Toyota MR2 Mk2	2:06.83
33	15	MRA	David ROWE	Toyota MR2 Mk1	2:12.77


11 May 08 09:46

Clerk of Course:

Time Issued:

Chief Timekeeper:

THESE RESULTS REMAIN PROVISIONAL FOR A MINIMUM OF 30 MINUTES FROM THE TIME OF ISSUE



Provisional Qualifying Times - P11
750 Motor Club Golf GTi Championship

PI	No	CI	Name	Car	Laps	Time on Lap	Behind	MPH
1	43	VW2	Christopher PETTO	VW Golf GTi Mk2	8	1:47.77	4	73.06
2	41	VW2	Ian CARVELL	VW Golf GTi Mk2	8	1:48.05	4	72.87
3	16	VW2	Steven KAUDEUR	VW Golf GTi Mk2	8	1:48.46	6	72.59
4	68	VW2	Verity YOUNG	VW Golf GTi Mk2	8	1:50.34	5	71.35
5	15	VW2	Scott GIBBINS	VW Golf GTi Mk2	7	1:51.74	6	70.46
6	10	VW2	James COLBOURNE	VW Golf GTi Mk2	7	1:51.99	6	70.30
7	29	VW2	Adam HANCE	VW Golf GTi Mk2	4	1:52.24	4	70.15
8	21	VW2	Martyn BROWN	VW Golf GTi Mk2	8	1:52.25	4	70.14
9	4	VW1	Luke WALES	VW Golf GTi Mk2	8	1:52.47	4	70.00
10	30	VW2	Andy STENNING	VW Golf GTi Mk2	7	1:52.60	7	69.92
11	17	VW1	Adam STEVENSON	VW Golf GTi Mk2	8	1:53.60	3	69.31
12	13	VW2	Oliver WILTON	VW Golf GTi Mk2	7	1:54.27	6	68.90
13	33	VW1	Gemma HAMPSHIRE	VW Golf GTi Mk2	7	1:54.35	7	68.85
14	27	VW1	Craig ROBERTS	VW Golf GTi Mk2	7	1:54.81	7	68.58
15	99	VW1	Pete APPLEYARD	VW Golf GTi Mk2	7	1:55.25	7	68.31
16	65	VW1	Luke SCHLEWITZ	VW Golf GTi Mk2	7	1:55.73	3	68.03
17	12	VW2	Josh JOHNSON	VW Golf GTi Mk2	7	1:56.40	7	67.64
18	47	VW1	Andrew WALKER	VW Golf GTi Mk2	7	1:56.49	6	67.59
19	58	VW2	Frank ARTHUR	VW Golf GTi Mk2	7	1:56.84	7	67.38
20	14	VW1	Jamie BUTCHER	VW Golf GTi Mk2	7	1:57.85	7	66.81
21	64	VW1	Kevin GLOVER	VW Golf GTi Mk2	7	1:57.94	7	66.76
22	70	VW2	Anthony MARLOW	VW Golf GTi Mk2	7	1:58.94	6	66.19
23	1	VW2	Neil PRIMROSE	VW Golf GTi Mk2	7	1:59.45	7	65.91
24	6	VW2	Alistair SEDWELL	VW Golf GTi Mk2	3	2:11.31	1	59.96
25	71	VW1	Nicola HARNESS	VW Golf GTi Mk2	4	2:13.08	2	59.16

Exclusions

1	BMC	Andrew PARTRIDGE	BMW 318	Qualified out of session for races 14 & 19
51	MRB	Peter LEWIS	Toyota MR2 Mk2	Qualified out of session for races 13 & 18

Not-Seen

51	VW2	Simon HILL	VW Golf GTi Mk2
----	-----	------------	-----------------

No 29 30 58 - NO TRANSPONDER SIGNAL DETECTED

Weather / Track: Sunny / Dry

Start Time : 09:47


Cadwell Park Full Circuit

11 May 08 10:14

Clerk of Course: 	Time Issued : 10.26.	Chief Timekeeper : Terry Stevens
----------------------	-------------------------	----------------------------------

THESE RESULTS REMAIN PROVISIONAL FOR A MINIMUM OF 30 MINUTES FROM THE TIME OF ISSUE

Results produced on HS Sports Timing and Results Systems. Results online at www.750MC.co.uk



Provisional Qualifying Times - P12
Premier Choice Group 750 Formula Championship

Pl	No	Cl	Name	Car	Laps	Time on Lap	Behind	MPH
1	2	F7	Mick HARRIS	Darvi 877	9	1:39.23	9	79.34
2	5	F7	Dave ROBSON	SDAR/83	8	1:40.66	6 1.43	78.22
3	22	F7	James CULVER	Marrow Mk1	8	1:41.15	5 1.92	77.84
4	8	F7	Martin KEMP	Darvi Mk6	9	1:41.25	9 2.02	77.76
5	6	F7	Chris GOUGH	CGR2 Evo	8	1:41.92	7 2.69	77.25
6	3	F7	Bob SIMPSON	SS/F	8	1:43.12	7 3.89	76.35
7	27	F7	Sue BUXTON	Darvi 5/97	8	1:46.61	8 7.38	73.85
8	55	F7	Roger ROWE	Centaur Mk20	8	1:46.79	8 7.56	73.73
9	36	F7	Steve COOPER	PC Special	8	1:47.67	7 8.44	73.12
10	7	F7	Bill RUTTER	Darvi Mk5B	8	1:48.39	5 9.16	72.64
11	15	F7B	Andrew LAKE	Phoenix	8	1:49.52	8 10.29	71.89
12	71	F7B	Max SHEPPARD	Sheppard MS750/01	7	1:49.75	6 10.52	71.74
13	12	F7	Rod HILL	Mystic T4/21	5	1:49.89	4 10.66	71.65
14	29	F7B	Will JOHNSTON JNR	Centaur Mk16	3	1:53.25	2 14.02	69.52
15	23	F7B	Anna SPEED	Time	7	1:54.91	7 15.68	68.52
16	25	F7B	Paul COLLINS	Darvi Mk5	8	1:55.00	7 15.77	68.46
17	26	F7	Paul MORRIS	Darvi 92J	7	1:58.20	3 18.97	66.61

Weather / Track: Sunny / Dry

Start Time : 10:10

Cadwell Park Full Circuit

11 May 08 10:30

Clerk of Course : 	Time Issued : 10:35	Chief Timekeeper : Terry Stevens
-----------------------	------------------------	----------------------------------

THESE RESULTS REMAIN PROVISIONAL FOR A MINIMUM OF 30 MINUTES FROM THE TIME OF ISSUE

Results produced on HS Sports Timing and Results Systems. Results online at www.750MC.co.uk



Provisional Qualifying Times - P13

750 Motor Club Kit Car Championship

Pl	No	Cl	Name	Car	Laps	Time on Lap	Behind	MPH
1	2	KCB	Gary GOODYEAR	Raw Striker	9	1:36.83	8	81.31
2	60	KCA	Andrew STERLING	Dax Rush	9	1:38.84	3 2.01	79.66
3	3	KCC	Jim GOODWIN	Sylva Phoenix	9	1:39.14	9 2.31	79.41
4	33	KCB	Stephen WARD	Raw Striker	9	1:40.55	9 3.72	78.30
5	7	KCC	Steve TAYLOR	Phoenix	6	1:40.91	6 4.08	78.02
6	75	KCA	Matthew LEWIS	MNR Vortex	8	1:41.26	4 4.43	77.75
7	11	KCC	Jason STIRZAKER	Fisher Fury	7	1:41.69	7 4.86	77.42
8	86	KCC	Stephen BELL	Sylva Striker	9	1:41.72	7 4.89	77.40
9	71	KCB	Mark ALEXANDER-WILLIAMS	Sylva Phoenix	4	1:41.80	3 4.97	77.34
10	62	KCA	Nic SCOTT	Sylva Striker Mk2	4	1:41.86	2 5.03	77.29
11	82	KCC	Rob JOHNSTON	Cyana MX500R	5	1:42.17	4 5.34	77.06
12	69	KCC	Alex JULLIEN	Sylva Striker	4	1:42.38	4 5.55	76.90
13	53	KCC	David ASPDEN	Sylva Riot 07	7	1:42.46	5 5.63	76.84
14	19	KCA	Nigel BROWN	Sylva Phoenix	9	1:42.90	6 6.07	76.51
15	36	KCB	Ian KEMPSON	MK Indy	9	1:43.28	7 6.45	76.23
16	38	KCC	Tony SOUTHGATE	Sylva Phoenix	8	1:43.42	4 6.59	76.13
17	20	KCC	Anton LANDON	Westfield SE	8	1:45.10	6 8.27	74.91
18	25	KCC	Colin BENHAM	Locost	8	1:47.10	8 10.27	73.51
19	29	KCB	Andrew LANCASTER	Locost	8	1:51.13	8 14.30	70.85
20	9	KCB	Dave ROBERTS	Sylva Phoenix	6	2:17.09	3 40.26	57.43

Not-Seen

1	KCC	Andy HILEY	Taydec Mk2
23	KCC	Adrian COOPER	Procomp LA Gold

Weather / Track: Sunny / Dry

Start Time: 10:31

Cadwell Park Full Circuit

11 May 08 10:51

Clerk of Course : 	Time Issued : 10:55	Chief Timekeeper : Terry Stevens
-----------------------	------------------------	----------------------------------

THESE RESULTS REMAIN PROVISIONAL FOR A MINIMUM OF 30 MINUTES FROM THE TIME OF ISSUE


Results produced on HS Sports Timing and Results Systems. Results online at www.750MC.co.uk

RACE GRID

750 Motor Club MR2 Championship

Race 15 - Final

ROW 14	57 Toni GLADDING	42 Chris STEWART
ROW 13	45 David BLOCK	94 Max DMYTRENKO
ROW 12	26 Jeff HOLDEN	99 Arthur GILMOUR
ROW 11	8 Andy WINTERTON	79 Jonathan GRIMES
ROW 10	9 Ross HILL	14 Rob HORSFIELD
ROW 9	89 David WEAVING	6 Clive MORPHETT
ROW 8	27 Dallas JACKSON	64 Matthew MARSH
ROW 7	38 David BRYANT	18 David HENDERSON
ROW 6	4 Nick JONES	7 John WILSON
ROW 5	11 David LITCHFIELD	2 Rowland WOOLLEY
ROW 4	1 Patrick MORTELL	10 Alan HENDERSON
ROW 3	80 Adam LITCHFIELD	12 Phil WILSON
ROW 2	73 Mark JESSOP	88 Atric KITSON
ROW 1	41 Alastair TOPLEY	58 Steve LUMLEY
POLE		



RESERVES: 17 87 15 51



AMENDED

Demon Tweeks / Yokohama Locost Championship

Provisional Results - Race 1 - Heat (Amended)

Pl	No	Cl	Name	Car	Laps	Time	Behind	MPH	Best Lap on	MPH
1	3	LC	Richard JENKINS	Locost	8	15:01.75		69.85	1:50.58	6 71.20
2	47	LC	Robert PALIN	Locost	8	15:02.75	1.00	69.77	1:50.31	4 71.37
3	64	LC	Andrew NEAL	Locost	8	15:09.66	7.91	69.24	1:50.82	4 71.04
4	69	LC	Spencer LYON	Locost	8	15:11.33	9.58	69.11	1:50.97	5 70.95
5	34	LC	Sam BROUGH	Locost	8	15:11.51	9.76	69.10	1:50.64	5 71.16
6	36	LC	Scott MITTELL	Locost	8	15:15.71	13.96	68.78	1:50.60	6 71.19
7	85	LC	James O'DONNELL	Locost	8	15:16.98	15.23	68.69	1:51.75	4 70.45
8	82	LC	Michael PAGE	Locost	8	15:17.67	15.92	68.64	1:51.68	3 70.50
9	33	LC	Glenn BOYER	Locost	8	15:19.20	17.45	68.52	1:51.50	3 70.61
10	37	LC	Robert SIBBONS	Locost	8	15:30.37	28.62	67.70	1:52.70	6 69.86
11	50	LC	James McALLISTER	Locost	8	15:32.86	31.11	67.52	1:53.93	3 69.11
12	51	LC	Alastair ECCLESFIELD	Locost	8	15:54.64	52.89	65.98	1:53.64	3 69.28
13	73	LC	Rob APSEY	Locost	8	15:56.07	54.32	65.88	1:55.67	7 68.07
14	91	LC	Richard ROTHERY	Locost	8	16:03.44	1:01.69	65.38	1:56.57	4 67.54
15	26	LC	John McLAREN	Locost	8	16:03.81	1:02.06	65.35	1:55.44	8 68.20
16	68	LC	Andy POINTER	Locost	8	16:07.34	1:05.59	65.11	1:57.35	4 67.09
Not-Classified										
67	LC	Ernie GUSHLOW	Locost		5	11:24.54	DNF	57.51	1:55.96	2 67.90
71	LC	Victoria PICKLES	Locost		5	9:48.26	DNF	66.92	1:53.50	2 69.37
63	LC	Craig TURNER	Locost		4	7:47.49	DNF	67.37	1:52.45	3 70.02
59	LC	Carl PICKERING	Locost		4	8:10.25	DNF	64.24	1:57.16	4 67.20
66	LC	Paul MULLENER	Locost		2	4:20.56	DNF	60.43	2:02.08	2 64.49
72	LC	Stephen KIMBER	Locost		0		Starter	0.00		
Exclusions										
25	LC	Richard DIXON	Locost				Failed ride height check			
30	LC	Lynfel OWEN	Locost				Failed ride height check			
46	LC	Kevin LUCAS	Locost				Failed ride height check			
48	LC	Tom COLLIER	Locost				Failed ride height check			
60	LC	Richard BRADLEY	Locost				Failed ride height check			
77	LC	James PINKERTON	Locost				Failed ride-height check			
Fastest Lap										
47	LC	Robert PALIN	Locost					1:50.31	4	71.37

Weather / Track: Sunny / Dry

Start Time : 12:58

Cadwell Park Full Circuit

10 May 08 14:02

Clerk of Course : 	Time Issued : 14:20	Chief Timekeeper : Terry Stevens
-----------------------	------------------------	--------------------------------------

THESE RESULTS REMAIN PROVISIONAL FOR A MINIMUM OF 30 MINUTES FROM THE TIME OF ISSUE



Provisional Results - Race 2

AB Performance RGB Championship

Pl	No	Cl	Name	Car	Laps	Time	Behind	MPH	Best Lap on	MPH
1	1	BEA	Derek JONES	BND S2	13	20:56.91		81.43	1:34.39	8 83.41
2	96	BEC	Tim GRAY	Raw Fulcrum	13	21:25.09	28.18	79.65	1:37.42	4 80.82
3	5	BEA	Steve ROBINSON	Genesis RR	13	21:27.64	30.73	79.49	1:36.34	8 81.72
4	6	BEC	John CUTMORE	Westfield Megablade	13	21:32.22	35.31	79.21	1:37.77	6 80.53
5	9	BEC	Alastair BOULTON	Stuart Taylor Phoenix	13	21:32.33	35.42	79.20	1:37.57	7 80.69
6	7	BEB	Paul ROGERS	Stuart Taylor Phoenix	13	21:34.18	37.27	79.09	1:38.09	7 80.27
7	88	BEC	Richard WISE	Raw Striker	13	21:44.52	47.61	78.46	1:38.72	6 79.75
8	19	BEC	Henry CARR	Fisher Fury	13	21:50.49	53.58	78.10	1:38.96	7 79.56
9	17	BEC	David WALE	Fisher Fury	13	22:08.48	1:11.57	77.04	1:39.47	12 79.15
10	63	BEC	Colin CHAPMAN	Fisher Fury	13	22:08.95	1:12.04	77.02	1:38.44	12 79.98
11	98	BEC	Ian GRAY	Stuart Taylor Phoenix	13	22:30.37	1:33.46	75.80	1:41.10	7 77.88
12	21	BEC	Mathew GREEN	Fisher Fury	13	22:30.93	1:34.02	75.76	1:41.14	7 77.84
13	27	BEC	Robert GRANT	Raw Striker	13	22:31.30	1:34.39	75.74	1:41.50	9 77.57
14	16	BEB	Neil CONSTABLE-BERRY	Fisher Fury	12	21:07.40	1 Lap	74.55	1:42.59	4 76.74
15	77	BEC	Phil ALCOCK	Pulsar Blade	12	21:07.88	1 Lap	74.52	1:40.95	6 77.99
16	29	BEC	Stuart TANTON	Fisher Fury	12	21:08.25	1 Lap	74.50	1:43.02	12 76.42
17	65	BEC	Neil PALMER	AB Performance Fulcrum	12	21:33.55	1 Lap	73.04	1:44.78	8 75.14
18	68	BEB	Adrian MOORE	Genesis Evo	12	21:49.31	1 Lap	72.16	1:46.70	2 73.79
19	32	BEC	Stephen GRIFFIN	MK Indy	12	21:55.66	1 Lap	71.81	1:47.49	5 73.25
20	30	BEB	Stephen DEAN	Fisher Menance	12	22:25.67	1 Lap	70.21	1:44.68	8 75.21
21	44	BEC	Judi DERISLEY	Fisher Fury	12	22:41.75	1 Lap	69.38	1:50.40	5 71.32
22	67	BEC	Tony CARPENTER	Stuart Taylor Phoenix	12	22:48.13	1 Lap	69.06	1:51.27	10 70.76
23	74	BEC	Daniel CROFT	Fisher Fury	12	22:53.73	1 Lap	68.78	1:48.26	11 72.72
<u>Not-Classified</u>										
26	BEC	Andrew GRANT	Fisher Fury Fireblade	8	13:45.65	DNF	76.29	1:40.48	7	78.36
50	BEC	Tim HOVERD	Fisher Fury	8	13:46.77	DNF	76.18	1:40.74	7	78.15
15	BEA	Doug CARTER	Genesis Evo	2	3:31.34	DNF	74.51	1:39.80	2	78.89
34	BEB	Colin DUCE	Fisher Fury	1	1:55.51	DNF	68.16	1:50.08	1	71.52
<u>Fastest Lap</u>										
1	BEA	Derek JONES	BND S2				1:34.39		8	83.41
96	BEC	Tim GRAY	Raw Fulcrum				1:37.42		4	80.82
7	BEB	Paul ROGERS	Stuart Taylor Phoenix				1:38.09		7	80.27

Weather / Track: Sunny / Dry

Start Time : 13:24

Cadwell Park Full Circuit

10 May 08 13:47

Clerk of Course : 	Time Issued : 14:20	Chief Timekeeper : Terry Stevens
-----------------------	------------------------	--------------------------------------

THESE RESULTS REMAIN PROVISIONAL FOR A MINIMUM OF 30 MINUTES FROM THE TIME OF ISSUE

Results produced on HS Sports Timing and Results Systems. Results online at www.750MC.co.uk



Provisional Results - Race 3

750 Motor Club 750 Trophy

Pl	No	Cl	Name	Car	Laps	Time	Behind	MPH	Best Lap on	MPH
1	18	TC	Linden BRAND	JB	8	15:01.56		69.86	1:48.44	3 72.60
2	4	TC	David BRAND	Rawson	8	15:41.41	39.85	66.91	1:54.82	6 68.57
3	20	TC	Paul MASON	Hague	8	15:42.04	40.48	66.86	1:55.39	6 68.23
4	2	TI	Roger WINDLEY	Time 3B	8	16:31.56	1:30.00	63.52	1:59.52	2 65.87
5	42	TI	Simon WINDLEY	Historic Vee	8	17:08.09	2:06.53	61.26	2:02.28	2 64.39
6	3	TC	David LARKINS	Gerrell Reliant	7	15:27.42	1 Lap	59.43	2:05.82	6 62.58
7	13	TA	Gregan THRUSTON	Austin Super	7	15:30.11	1 Lap	59.25	2:10.38	4 60.39
8	5	TA	John SKEAVINGTON	Austin Ulster	7	15:54.65	1 Lap	57.73	2:13.53	2 58.96
9	14	TC	Andrew BORN	Phoenix	7	16:38.50	1 Lap	55.20	2:16.52	7 57.67
10	29	TA	Stewart ARKLY	Austin 7 Ulster Special	7	16:39.67	1 Lap	55.13	2:11.62	3 59.82
11	26	TA	Mike WHITBY	Austin 7 Mason Special	7	17:02.25	1 Lap	53.91	2:21.83	3 55.51
12	32	TA	David WHETTON	A7 Mouse Racer	7	17:10.21	1 Lap	53.50	2:23.14	4 55.00
13	21	TA	Alistair FRAYLING-CORK	Austin 7 Special	7	17:34.47	1 Lap	52.27	2:22.46	2 55.27
14	15	TA	Ulric HILLIAM	WEV	6	15:34.89	2 Laps	50.53	2:25.48	2 54.12
15	28	TA	Locky McCKENZIE	Austin 7	6	15:42.70	2 Laps	50.11	2:32.90	2 51.49
16	24	TA	John GASKING	Austin 7	6	15:46.13	2 Laps	49.93	2:33.17	4 51.40

Not-Classified

27	TC	Grahame WEETMAN	DNC	5	11:13.87	DNF	58.42	2:06.60	4 62.19
50	TA	John CHURCH	A7 Rivitt Special	5	11:34.16	DNF	56.71	2:13.92	4 58.79
30	TA	Tim MYALL	Austin 7 Pigsty	4	10:31.66	DNF	49.86	2:32.91	2 51.49

Fastest Lap

18	TC	Linden BRAND	JB					1:48.44	3 72.60
2	TI	Roger WINDLEY	Time 3B					1:59.52	2 65.87
13	TA	Gregan THRUSTON	Austin Super					2:10.38	4 60.39

Weather / Track: Sunny / Dry

Start Time : 13:54

Cadwell Park Full Circuit

10 May 08 14:13

Clerk of Course : 	Time Issued : 14:40	Chief Timekeeper: Terry Stevens
-----------------------	------------------------	-------------------------------------

THESE RESULTS REMAIN PROVISIONAL FOR A MINIMUM OF 30 MINUTES FROM THE TIME OF ISSUE

Results produced on HS Sports Timing and Results Systems. Results online at www.750MC.co.uk



Provisional Results - Race 4

Toyo Tires Racing Saloons

Pl	No	Cl	Name	Car	Laps	Time	Behind	MPH	Best Lap on	MPH
1	100	TTC	John WILLCOCKS	BMW M3	9	15:54.52		74.24	1:44.60	6 75.27
2	15	TTC	Leigh FRANKLIN	Talbot Sunbeam	9	15:55.11	0.59	74.19	1:44.80	7 75.13
3	37	TTD	Andrew BUSBY	BMW M3	9	15:59.57	5.05	73.84	1:44.83	4 75.10
4	9	TTC	Ken LARK	VW Corrado	9	16:13.35	18.83	72.80	1:45.33	3 74.75
5	48	TTE	Don HUGHES	VW Golf GTi	9	16:14.46	19.94	72.72	1:46.51	8 73.92
6	89	TTA	Kevin GUINNESS	BMW M3	9	16:39.84	45.32	70.87	1:47.38	2 73.32
7	194	TTB	David MARGALIES	Ford Capri	9	16:54.84	1:00.32	69.82	1:50.40	4 71.32
8	44	TTE	Colin STUBBS	Rover 216 GTi	9	16:56.42	1:01.90	69.71	1:50.57	8 71.21
9	99	TTF	Rob SMITH	BMW 320	9	17:04.88	1:10.36	69.14	1:52.01	5 70.29
10	85	TTF	Wayne HOWLETT	BMW 320	9	17:05.24	1:10.72	69.11	1:51.10	9 70.87
11	169	TTF	Simon FOX	BMW 318	9	17:11.90	1:17.38	68.67	1:52.85	5 69.77
12	5	TTF	Nick BARKE	BMW 320	9	17:14.00	1:19.48	68.53	1:52.25	4 70.14
13	7	TTF	Ian SHEPHERD	BMW 320	9	17:14.36	1:19.84	68.50	1:52.26	5 70.13
14	3	TTF	Nigel OLIVE-JONES	BMW 320	9	17:22.71	1:28.19	67.96	1:53.35	4 69.46
15	47	TTF	Peter LONGWORTH	BMW 320	9	17:25.68	1:31.16	67.76	1:51.69	9 70.49
16	65	TTF	Lawrie DUNSTER	BMW 320	9	17:30.31	1:35.79	67.46	1:53.92	5 69.11
17	96	TTD	Paul COWLAND	VW Golf GTi	9	17:31.05	1:36.53	67.42	1:53.67	6 69.26
18	21	TTE	Matt KNIGHT	Vauxhall Corsa	9	17:35.78	1:41.26	67.12	1:54.54	7 68.74
19	97	TTF	Nigel BRITAIN	BMW 318	9	17:39.49	1:44.97	66.88	1:54.71	3 68.64
20	79	TTF	Michael KIDMAN	BMW 318i	9	17:40.48	1:45.96	66.82	1:54.14	9 68.98
21	62	TTF	Richard CORMODE	BMW 320i	8	15:58.44	1 Lap	65.72	1:55.85	7 67.96
22	23	TTF	Joe ADAM	BMW 320	8	16:03.59	1 Lap	65.37	1:55.91	7 67.93
23	101	TTE	Martyn CROWE	Rover Metro GTi	8	17:05.73	1 Lap	61.41	2:04.42	7 63.28

Not-Classified

93	TTA	Charles MOSELEY	Sierra Cosworth	5	9:35.57	DNF	68.39	1:50.25	4	71.41
8	TTC	Rob SADLER	BMW 325E	0		Starter	0.00			

Non-Starters

122	TTA	Dennis BUNNING	Rover Tomcat
163	TTD	Mike COLLINS	Vauxhall Astra GTE

Fastest Lap

100	TTC	John WILLCOCKS	BMW M3	1:44.60	6	75.27
37	TTD	Andrew BUSBY	BMW M3	1:44.83	4	75.10
48	TTE	Don HUGHES	VW Golf GTi	1:46.51	8	73.92
89	TTA	Kevin GUINNESS	BMW M3	1:47.38	2	73.32
194	TTB	David MARGALIES	Ford Capri	1:50.40	4	71.32
85	TTF	Wayne HOWLETT	BMW 320	1:51.10	9	70.87



No 122 not in results - incompatible transponder

Weather / Track: Sunny / Dry

Start Time : 14:20

Cadwell Park Full Circuit

10 May 08 14:40

Clerk of Course : 	Time Issued : 15:25	Chief Timekeeper : Terry Stevens 
--	---------------------	--

THESE RESULTS REMAIN PROVISIONAL FOR A MINIMUM OF 30 MINUTES FROM THE TIME OF ISSUE

Results produced on HS Sports Timing and Results Systems. Results online at www.750MC.co.uk



Provisional Results - Race 5

750 Motor Club Formula 4 Championship

Pl	No	Cl	Name	Car	Laps	Time	Behind	MPH	Best Lap on	MPH
1	29	F4A	Chris TIMMS	Mygale 2000US	9	13:31.52		87.32	1:29.00	4 88.46
2	5	F4A	Jonathan WESTON-TAYLOR	Mygale US 2000	9	13:41.95	10.43	86.21	1:30.02	8 87.46
3	55	F4A	Peter ALLEN	Van Diemen RF00	9	13:45.83	14.31	85.80	1:29.26	8 88.21
4	69	F4A	Lee CUNNINGHAM	Van Diemen	9	13:46.07	14.55	85.78	1:29.63	9 87.84
5	11	F4A	Barry PRITCHARD	Van Diemen RF01	9	13:53.40	21.88	85.02	1:29.62	9 87.85
6	3	F4A	Malcolm SCOTT	Van Diemen RF00	9	13:54.42	22.90	84.92	1:29.78	5 87.69
7	27	F4A	Jeremy WALKER	Van Diemen	9	13:56.06	24.54	84.75	1:26.95	8 90.55
8	10	F4A	Jennifer SCOTT	Van Diemen RF99	9	14:17.64	46.12	82.62	1:32.02	9 85.56
9	36	F4C	Oliver SIRRELL	Van Diemen	9	14:29.52	58.00	81.49	1:34.05	6 83.71
10	22	F4A	Erwin SMIECH	Speads	9	14:39.15	1:07.63	80.60	1:34.83	8 83.02
11	56	F4C	Bryn TOOTELL	Van Diemen RF	9	14:40.75	1:09.23	80.45	1:34.56	9 83.26
12	28	F4C	Matt HAYES	Mygale M97Z	9	14:51.31	1:19.79	79.50	1:36.35	7 81.71
13	57	F4A	Simon EMMERSON	Van Diemen	9	15:09.39	1:37.87	77.92	1:37.59	7 80.68
14	8	F4B	Clive YORATH	Reynard SF84	8	13:38.01	1 Lap	77.00	1:35.84	7 82.15

Not-Classified

1	F4A	Steve SAVAGE	Van Diemen RF08	9	13:43.52	NCF	86.04	1:28.85	9 88.61
21	F4A	Mark COLLINSON	Van Diemen RF00	6	11:30.16	DNF	68.45	1:38.50	6 79.93
58	F4A	David SHELTON	Van Diemen RF95	5	8:32.14	DNF	76.87	1:38.86	4 79.64
26	F4A	Andrew MINNETT	Van Diemen	1	1:49.56	DNF	71.86	1:43.50	1 76.07
91	F4B	David HEALEY	Delta T92	1	1:51.58	DNF	70.56	1:44.02	1 75.69

Non-Starters

7	F4A	Max DMYTRENKO	Van Diemen RF06
82	F4A	Steven GRIFFIN	F Renault

Fastest Lap

27	F4A	Jeremy WALKER	Van Diemen	1:26.95	8 90.55
36	F4C	Oliver SIRRELL	Van Diemen	1:34.05	6 83.71
8	F4B	Clive YORATH	Reynard SF84	1:35.84	7 82.15

Red flag at 15m 53s, result declared. No 1 not running at time of red flag.

Weather / Track:

Start Time : 14:51

Cadwell Park Full Circuit

10 May 08 15:16


Clerk of Course :

Time Issued :

Chief Timekeeper : Terry Stevens

THESE RESULTS REMAIN PROVISIONAL FOR A MINIMUM OF 30 MINUTES FROM THE TIME OF ISSUE

Results produced on HS Sports Timing and Results Systems. Results online at www.750MC.co.uk



Provisional Results - Race 6 - Final (Restart)
 Demon Tweeks / Yokohama Locost Championship

Pl	No	Cl	Name	Car	Laps	Time	Behind	MPH	Best Lap on	MPH
1	56	LC	Brendan DUDLEY	Locost	1	1:56.20		67.76	1:53.69	1 69.25
2	14	LC	Matt CHERRINGTON	Locost	1	1:56.25	0.05	67.73	1:53.44	1 69.40
3	43	LC	Simon WOOD	Locost	1	1:57.38	1.18	67.07	1:54.46	1 68.79
4	1	LC	Declan McDONNELL	Locost	1	1:57.65	1.45	66.92	1:53.79	1 69.19
5	5	LC	David BARTHOLOMEW	Locost	1	1:58.40	2.20	66.50	1:54.61	1 68.70
6	39	LC	Steve EVANS	Locost	1	1:59.24	3.04	66.03	1:54.23	1 68.92
7	3	LC	Richard JENKINS	Locost	1	1:59.76	3.56	65.74	1:53.79	1 69.19
8	4	LC	Alastair GARRATT	Locost	1	2:00.19	3.99	65.51	1:54.64	1 68.68
9	57	LC	Mike LEAR	Locost	1	2:00.88	4.68	65.13	1:54.76	1 68.61
10	64	LC	Andrew NEAL	Locost	1	2:01.61	5.41	64.74	1:55.52	1 68.15
11	82	LC	Michael PAGE	Locost	1	2:02.41	6.21	64.32	1:55.92	1 67.92
12	36	LC	Scott MITTELL	Locost	1	2:02.73	6.53	64.15	1:54.93	1 68.50
13	69	LC	Spencer LYON	Locost	1	2:03.58	7.38	63.71	1:56.19	1 67.76
14	47	LC	Robert PALIN	Locost	1	2:03.65	7.45	63.67	1:55.94	1 67.91
15	37	LC	Robert SIBBONS	Locost	1	2:04.44	8.24	63.27	1:56.48	1 67.59
16	85	LC	James O'DONNELL	Locost	1	2:04.78	8.58	63.10	1:56.84	1 67.38
17	33	LC	Glenn BOYER	Locost	1	2:05.87	9.67	62.55	1:57.88	1 66.79
18	50	LC	James McALLISTER	Locost	1	2:07.24	11.04	61.88	1:58.35	1 66.52
19	34	LC	Sam BROUGH	Locost	1	2:08.50	12.30	61.27	2:01.60	1 64.75
20	6	LC	Mark GLOVER	Locost	1	2:08.88	12.68	61.09	2:08.88	1 61.09

Not-Classified

40	LC	Paul BRYANT	Locost	1	1:56.61	NCF	67.52	1:54.50	1 68.76
44	LC	Gary PARKES	Locost	1	2:05.25	NCF	62.86	1:59.98	1 65.62

Non-Starters

11	LC	Samir ABID	Locost
21	LC	Jason GIBBONS	Locost
22	LC	Brian MITCHAM	Locost
28	LC	David BLACK	Locost
74	LC	Garry BRANDON	Locost
83	LC	Paul PRESGRAVES	Locost

Fastest Lap

14	LC	Matt CHERRINGTON	Locost					1:53.44	1 69.40
----	----	------------------	--------	--	--	--	--	---------	---------

2-part race. 2nd part red flag @ 4:29. No 40 & 44 n/r at red flag. 11 21 22 28 74 83 took first start

Weather / Track:

Start Time : 15:49


Cadwell Park Full Circuit

10 May 08 16:01

Clerk of Course : 	Time Issued : 17.05	Chief Timekeeper : Terry Stevens
-----------------------	------------------------	--------------------------------------

THESE RESULTS REMAIN PROVISIONAL FOR A MINIMUM OF 30 MINUTES FROM THE TIME OF ISSUE

Results produced on HS Sports Timing and Results Systems. Results online at www.750MC.co.uk



Provisional Results - Race 7 - Groups A & B

Easytrack Production BMW Cup

Pl	No	Cl	Name	Car	Laps	Time	Behind	MPH	Best Lap on	MPH
1	29	BMA	Adrian EDDY	BMW 320	8	14:59.32		70.04	1:50.88	3 71.01
2	83	BMA	Stephen MARKEY	BMW 320	8	14:59.90	0.58	69.99	1:50.72	6 71.11
3	27	BMB	Dean SPURR	BMW 320i	8	15:00.37	1.05	69.96	1:50.56	3 71.21
4	22	BMB	Liam CRILLY	BMW 318	8	15:01.27	1.95	69.89	1:50.52	3 71.24
5	2	BMA	Robin WELSH	BMW 318	8	15:09.48	10.16	69.25	1:51.73	3 70.47
6	51	BMA	Michael DUGDALE	BMW 320i	8	15:15.39	16.07	68.81	1:51.37	8 70.69
7	*19	BMA	Tony SMITH	BMW 320	8	15:15.60	16.28	68.79	1:51.41	8 70.67
8	68	BMB	Andy STRONG	BMW 318	8	15:18.02	18.70	68.61	1:51.88	7 70.37
9	57	BMB	Graham COLLISON	BMW 320i	8	15:26.13	26.81	68.01	1:52.78	8 69.81
10	33	BMB	Jamie SMITH	BMW 318	8	15:51.03	51.71	66.23	1:55.77	6 68.01
11	84	BMB	Brian JONES	BMW 320	8	15:52.68	53.36	66.11	1:55.23	2 68.33
12	98	BMB	Jerry BROWN	BMW 318	8	15:53.84	54.52	66.03	1:55.07	2 68.42
13	63	BMA	Tim WILSON	BMW 318	8	15:54.10	54.78	66.02	1:52.06	5 70.26
14	126	BMB	Miles HOWARD	BMW 320	8	15:55.43	56.11	65.92	1:55.95	4 67.90
15	90	BMA	Alex BENN	BMW 318	8	15:55.84	56.52	65.90	1:53.63	6 69.29
16	39	BMA	Andrew FLETCHER	BMW 320i	8	15:58.81	59.49	65.69	1:56.15	7 67.78
17	86	BMA	Charles HODGE	BMW 320	8	16:02.28	1:02.96	65.45	1:55.05	2 68.43
18	54	BMB	Dave ARRUNDALE	BMW 320i	8	16:11.14	1:11.82	64.86	1:57.94	6 66.76
19	77	BMB	Andrew COTTERILL	BMW 320i	8	16:11.68	1:12.36	64.82	1:56.77	7 67.42
20	34	BMB	James CUTHBERT	BMW 320	8	16:16.82	1:17.50	64.48	1:56.52	7 67.57
21	78	BMB	Kevin WELSH	BMW 320	8	16:17.49	1:18.17	64.44	1:56.85	7 67.38
22	88	BMA	Geoff BEAVIS	BMW 318	8	16:28.01	1:28.69	63.75	1:58.89	4 66.22

Not-Classified

12 BMB Simon CLASBY BMW E30 0 Starter 0.00

Fastest Lap

22 BMB Liam CRILLY BMW 318 1:50.52 3 71.24
 83 BMA Stephen MARKEY BMW 320 1:50.72 6 71.11

* No 19 - NO TRANSPONDER DETECTED

Weather / Track: Sunny / Dry

Start Time : 16:05

Cadwell Park Full Circuit

10 May 08 16:23

Clerk of Course :	Time Issued : 17:00	Chief Timekeeper : Terry Stevens
-------------------	---------------------	----------------------------------

THESE RESULTS REMAIN PROVISIONAL FOR A MINIMUM OF 30 MINUTES FROM THE TIME OF ISSUE



Provisional Results - Race 8

Demon Tweeks / Yokohama Hot Hatch Championship + Allcomers

Pl	No	Cl	Name	Car	Laps	Time	Behind	MPH	Best Lap on	MPH
1	34	AC	Simon HAM	Radical Prosport	10	16:16.01		80.67	1:34.16	3 83.62
2	5	AC	Adrian TERRY	Genesis RR	10	16:46.53	30.52	78.22	1:36.54	6 81.55
3	157	AC	Andy WATERS	Lotus Exige	10	16:58.70	42.69	77.29	1:39.57	2 79.07
4	4	AC	Roger DONNAN	Crossle 9S	10	17:00.52	44.51	77.15	1:39.66	6 79.00
5	17	AC	David WALE	Fisher Fury	10	17:03.83	47.82	76.90	1:39.53	8 79.10
6	86	AC	Stephen BELL	Sylva Striker	10	17:24.20	1:08.19	75.40	1:41.11	6 77.87
7	10	HHH	Mike WEBB	Focus ST170	10	17:31.02	1:15.01	74.91	1:43.14	2 76.34
8	19	AC	Nigel BROWN	Sylva Phoenix	10	17:48.26	1:32.25	73.70	1:43.97	5 75.73
9	97	HHB	Andy McLENNAN	Suzuki Swift GTi	10	17:48.66	1:32.65	73.67	1:45.15	4 74.88
10	45	HHB	Paul WEST	Peugeot 106 GTi	10	17:49.96	1:33.95	73.58	1:45.28	5 74.78
11	31	HHB	Lewis WILLIAMS	Ford Fiesta XR2	10	17:51.32	1:35.31	73.49	1:44.98	4 75.00
12	7	AC	Tim BURNETT	Jaguar D Type	9	16:28.05	1 Lap	71.72	1:46.58	9 73.87
13	62	HHB	Cliff PELLIN	Ford Fiesta XR2	9	16:28.90	1 Lap	71.65	1:47.43	4 73.29
14	1	AC	Antony WILSON	Morris Mini	9	16:32.36	1 Lap	71.40	1:47.73	7 73.77
15	15	HHH	Kevin PULLAN	Honda Type R	9	16:36.34	1 Lap	71.12	1:48.33	7 72.68
16	41	AC	Patrick MORTELL	Toyota MR2 Mk2	9	16:38.98	1 Lap	70.93	1:47.82	3 73.02
17	36	AC	Ian KEMPSON	MK Indy	9	16:50.43	1 Lap	70.13	1:48.39	7 72.64
18	25	AC	Colin BENHAM	Locost	9	16:51.15	1 Lap	70.08	1:49.98	8 71.59
19	21	AC	Martyn BROWN	VW Golf GTi Mk2	8	16:43.56	2 Laps	62.76	1:55.14	6 68.38

Not-Classified

73	AC	Mark JESSOP	Toyota MR2 Mk2	8	14:56.90	DNF	70.23	1:48.01	3 72.89
99	AC	Andy WILSON	Austin Mini	7	12:33.63	DNF	73.13	1:44.11	7 75.62
2	AC	Nic SCOTT	Sylva Striker	6	10:20.78	DNF	76.10	1:40.44	6 78.39
23	AC	Adrian COOPER	Procomp LA Gold	6	10:43.85	DNF	73.37	1:43.96	2 75.73
14	AC	Rob HORSFIELD	Toyota MR2 Mk2	6	11:28.90	DNF	68.57	1:51.10	5 70.87
3	AC	Rhys OWEN	Locost	5	9:42.07	DNF	67.63	1:52.82	3 69.79
57	AC	David HUGHES	Cobra GD 427	3	5:36.53	DNF	70.19	1:46.96	3 73.61
59	HHH	Steve NOBLE	Citroen Saxo VTR	2	4:36.23	DNF	57.00	2:03.82	1 63.59

Non-Starters

11	AC	Andy HILEY	Taydec Mk2
82	AC	Rob JOHNSTON	Cyana MX500R

Fastest Lap

34	AC	Simon HAM	Radical Prosport	1:34.16	3 83.62
10	HHH	Mike WEBB	Focus ST170	1:43.14	2 76.34
31	HHB	Lewis WILLIAMS	Ford Fiesta XR2	1:44.98	4 75.00
15	HHH	Kevin PULLAN	Honda Type R	1:48.33	7 72.68



No 2 & 99 - transponders working now.

Weather / Track: Sunny / Dry

Start Time : 16:36


Cadwell Park Full Circuit

10 May 08 16:56

Clerk of Course : 	Time Issued : 17 37	Chief Timekeeper : Terry Stevens 
--	---------------------	--

THESE RESULTS REMAIN PROVISIONAL FOR A MINIMUM OF 30 MINUTES FROM THE TIME OF ISSUE

Results produced on HS Sports Timing and Results Systems. Results online at www.750MC.co.uk



Provisional Results - Race 9 (Restart)

750 Motor Club 750 Trophy

Pl	No	Cl	Name	Car	Laps	Time	Behind	MPH	Best Lap on	MPH
1	18	TC	Linden BRAND	JB	5	9:21.63		70.09	1:49.00	3 72.23
2	20	TC	Paul MASON	Hague	5	9:47.54	25.91	67.00	1:54.98	3 68.47
3	2	TI	Roger WINDLEY	Time 3B	5	10:23.20	1:01.57	63.17	2:01.36	4 64.87
4	3	TC	David LARKINS	Gerrell Reliant	5	10:23.79	1:02.16	63.11	2:00.58	4 65.29
5	42	TI	Simon WINDLEY	Historic Vee	5	10:45.95	1:24.32	60.94	2:07.16	1 61.92
6	14	TC	Andrew BORN	Phoenix	5	11:02.67	1:41.04	59.41	2:07.25	5 61.87
7	29	TA	Stewart ARKLAY	Austin 7 Ulster Special	5	11:04.50	1:42.87	59.24	2:08.02	3 61.50
8	5	TA	John SKEAVINGTON	Austin Ulster	5	11:18.47	1:56.84	58.02	2:11.73	5 59.77
9	13	TA	Gregan THRUSTON	Austin Super	5	11:18.52	1:56.89	58.02	2:07.84	2 61.59
10	21	TA	Alistair FRAYLING-CORK	Austin 7 Special	4	9:25.25	1 Lap	55.71	2:18.28	4 56.94
11	26	TA	Mike WHITBY	Austin 7 Mason Special	4	9:50.18	1 Lap	53.36	2:24.44	3 54.51
12	32	TA	David WHETTON	A7 Mouse Racer	4	10:14.06	1 Lap	51.29	2:22.64	4 55.20
13	24	TA	John GASKING	Austin 7	4	10:26.39	1 Lap	50.28	2:31.53	2 51.96

Not-Classified

15	TA	Ulric HILLIAM	WEV	0		Starter	0.00
50	TA	John CHURCH	A7 Rivitt Special	0		Starter	0.00

Non-Starters

27	TC	Grahame WEETMAN	DNC
28	TA	Tim MYALL	Austin 7
4	TC	David BRAND	Rawson

Fastest Lap

18	TC	Linden BRAND	JB		1:49.00	3 72.23
2	TI	Roger WINDLEY	Time 3B		2:01.36	4 64.87
13	TA	Gregan THRUSTON	Austin Super		2:07.84	2 61.59

2-part race. No 4 & 28 took first start.

Weather / Track: Sunny / Dry

Start Time : 17:21


Cadwell Park Full Circuit

10 May 08 17:34

Clerk of Course : 	Time Issued : 18:00	Chief Timekeeper : Terry Stevens
-----------------------	------------------------	--------------------------------------

THESE RESULTS REMAIN PROVISIONAL FOR A MINIMUM OF 30 MINUTES FROM THE TIME OF ISSUE

Results produced on HS Sports Timing and Results Systems. Results online at www.750MC.co.uk



Provisional Results - Race 10

Toyo Tires Road Saloons

Pl	No	Cl	Name	Car	Laps	Time	Behind	MPH	Best Lap on	MPH
1	100	TTC	John WILLCOCKS	BMW M3	9	15:52.24		74.41	1:43.60	5 76.00
2	15	TTC	Leigh FRANKLIN	Talbot Sunbeam	9	15:59.57	7.33	73.84	1:43.90	6 75.78
3	37	TTD	Andrew BUSBY	BMW M3	9	16:06.71	14.47	73.30	1:44.92	3 75.04
4	48	TTE	Don HUGHES	VW Golf GTi	9	16:07.33	15.09	73.25	1:45.60	3 74.56
5	89	TTA	Kevin GUINNESS	BMW M3	9	16:22.70	30.46	72.11	1:46.25	3 74.10
6	194	TTB	David MARGALIES	Ford Capri	9	16:55.02	1:02.78	69.81	1:50.36	5 71.34
7	8	TTC	Rob SADLER	BMW 325E	9	16:55.50	1:03.26	69.78	1:49.29	6 72.04
8	44	TTE	Colin STUBBS	Rover 216 GTi	9	16:56.72	1:04.48	69.69	1:50.34	5 71.35
9	99	TTF	Rob SMITH	BMW 320	9	16:57.92	1:05.68	69.61	1:50.63	9 71.17
10	85	TTF	Wayne HOWLETT	BMW 320	9	17:00.61	1:08.37	69.43	1:51.17	4 70.82
11	5	TTF	Nick BARKE	BMW 320	9	17:08.00	1:15.76	68.93	1:51.70	5 70.49
12	169	TTF	Simon FOX	BMW 318	9	17:17.87	1:25.63	68.27	1:52.02	2 70.28
13	47	TTF	Peter LONGWORTH	BMW 320	9	17:22.86	1:30.62	67.95	1:53.10	3 69.61
14	7	TTF	Ian SHEPHERD	BMW 320	9	17:23.62	1:31.38	67.90	1:52.03	5 70.28
15	21	TTE	Matt KNIGHT	Vauxhall Corsa	9	17:29.09	1:36.85	67.54	1:53.99	5 69.07
16	62	TTF	Richard CORMODE	BMW 320i	9	17:34.87	1:42.63	67.17	1:54.50	9 68.76
17	96	TTD	Paul COWLAND	VW Golf GTi	9	17:36.41	1:44.17	67.08	1:54.82	5 68.57
18	79	TTF	Michael KIDMAN	BMW 318i	9	17:39.65	1:47.41	66.87	1:54.93	7 68.50
19	97	TTF	Nigel BRITTAIN	BMW 318	9	17:39.98	1:47.74	66.85	1:55.10	8 68.40
20	65	TTF	Lawrie DUNSTER	BMW 320	9	17:44.80	1:52.56	66.55	1:53.33	9 69.47
21	93	TTA	Charles MOSELEY	Sierra Cosworth	8	16:18.08	1 Lap	64.40	1:57.82	4 66.82
22	23	TTF	Joe ADAM	BMW 320	8	16:35.89	1 Lap	63.25	1:55.56	8 68.13
23	101	TTE	Martyn CROWE	Rover Metro GTi	8	16:46.50	1 Lap	62.58	2:02.53	7 64.26

Not-Classified

3 TTF Nigel OLIVE-JONES BMW 320 1 2:09.52 DNF 60.79 2:03.27 1 63.87

Non-Starters

122 TTA Dennis BUNNING Rover Tomcat
 163 TTD Mike COLLINS Vauxhall Astra GTE
 9 TTC Ken LARK VW Corrado

Fastest Lap

100	TTC	John WILLCOCKS	BMW M3	1:43.60	5	76.00
37	TTD	Andrew BUSBY	BMW M3	1:44.92	3	75.04
48	TTE	Don HUGHES	VW Golf GTi	1:45.60	3	74.56
89	TTA	Kevin GUINNESS	BMW M3	1:46.25	3	74.10
194	TTB	David MARGALIES	Ford Capri	1:50.36	5	71.34
99	TTF	Rob SMITH	BMW 320	1:50.63	9	71.17


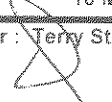
No 122 not included in results - incompatible transponder

Weather / Track: Sunny / Dry


Start Time: 17:42

Cadwell Park Full Circuit

10 May 08 18:00

Clerk of Course : 	Time Issued : 18:05	Chief Timekeeper : Terry Stevens 
--	---------------------	--

THESE RESULTS REMAIN PROVISIONAL FOR A MINIMUM OF 30 MINUTES FROM THE TIME OF ISSUE



Provisional Results - Race 11 - Heat

Demon Tweeks / Yokohama Locost Championship

Pl	No	Cl	Name	Car	Laps	Time	Behind	MPH	Best Lap on	MPH
1	69	LC	Spencer LYON	Locost	8	15:00.90		69.91	1:50.75	4 71.09
2	36	LC	Scott MITTELL	Locost	8	15:00.99	0.09	69.91	1:50.31	2 71.37
3	34	LC	Sam BROUGH	Locost	8	15:06.65	5.75	69.47	1:50.73	7 71.10
4	47	LC	Robert PALIN	Locost	8	15:06.72	5.82	69.47	1:49.75	2 71.74
5	64	LC	Andrew NEAL	Locost	8	15:07.28	6.38	69.42	1:50.85	7 71.03
6	77	LC	James PINKERTON	Locost	8	15:11.32	10.42	69.11	1:50.69	3 71.13
7	82	LC	Michael PAGE	Locost	8	15:14.50	13.60	68.87	1:51.58	2 70.56
8	46	LC	Kevin LUCAS	Locost	8	15:14.87	13.97	68.85	1:50.63	7 71.17
9	37	LC	Robert SIBBONS	Locost	8	15:29.22	28.32	67.78	1:52.36	5 70.07
10	67	LC	Ernie GUSHLOW	Locost	8	15:29.74	28.84	67.75	1:52.59	7 69.93
11	25	LC	Richard DIXON	Locost	8	15:30.36	29.46	67.70	1:54.00	6 69.06
12	50	LC	James McALLISTER	Locost	8	15:31.30	30.40	67.63	1:52.22	5 70.16
13	91	LC	Richard ROTHERY	Locost	8	15:41.51	40.61	66.90	1:53.32	5 69.48
14	60	LC	Richard BRADLEY	Locost	8	15:44.68	43.78	66.67	1:54.71	5 68.64
15	71	LC	Victoria PICKLES	Locost	8	15:45.43	44.53	66.62	1:54.12	5 68.99
16	73	LC	Rob APSEY	Locost	8	15:45.93	45.03	66.59	1:54.40	5 68.82
17	51	LC	Alastair ECCLESFIELD	Locost	8	15:47.10	46.20	66.50	1:52.61	5 69.92
18	68	LC	Andy POINTER	Locost	8	15:57.87	56.97	65.76	1:56.57	4 67.54
19	85	LC	James O'DONNELL	Locost	8	15:58.22	57.32	65.73	1:52.22	2 70.16
20	59	LC	Carl PICKERING	Locost	8	16:21.76	1:20.86	64.16	1:55.62	3 68.10
21	66	LC	Paul MULLENER	Locost	8	16:47.43	1:46.53	62.52	2:00.79	6 65.18
Not-Classified										
33	LC	Glenn BOYER	Locost	5	9:37.02	DNF	68.22	1:52.04	3 70.27	
48	LC	Tom COLLER	Locost	5	9:48.68	DNF	66.87	1:52.82	5 69.79	
21	LC	Jason GIBBONS	Locost	3	5:45.51	DNF	68.36	1:49.71	3 71.76	
30	LC	Lynfel OWEN	Locost	2	3:55.30	DNF	66.92	1:51.38	2 70.69	
72	LC	Stephen KIMBER	Locost	0		Starter	0.00			
Non-Starters										
26	LC	John McLAREN	Locost							
63	LC	Craig TURNER	Locost							
Fastest Lap										
21	LC	Jason GIBBONS	Locost					1:49.71	3 71.76	

Weather / Track: Sunny / Dry

Start Time : 10:59

Cadwell Park Full Circuit

11 May 08 11:19

Clerk of Course :

Time issued :

11:25

Chief Timekeeper : Terry Stevens

THESE RESULTS REMAIN PROVISIONAL FOR A MINIMUM OF 30 MINUTES FROM THE TIME OF ISSUE

Results produced on HS Sports Timing and Results Systems. Results online at www.750MC.co.uk



Provisional Results - Race 12

750 Motor Club Formula 4 Championship

Pl	No	Cl	Name	Car	Laps	Time	Behind	MPH	Best Lap on	MPH
1	27	F4A	Jeremy WALKER	Van Diemen	14	20:52.29		88.02	1:28.00	4 89.47
2	29	F4A	Chris TIMMS	Mygale 2000US	14	21:01.69	9.40	87.36	1:28.87	6 88.59
3	55	F4A	Peter ALLEN	Van Diemen RF00	14	21:07.35	15.06	86.97	1:29.09	6 88.37
4	5	F4A	Jonathan WESTON-TAYLOR	Mygale US 2000	14	21:17.02	24.73	86.31	1:30.01	9 87.47
5	7	F4A	Max DMYTRENKO	Van Diemen RF06	14	21:17.82	25.53	86.26	1:29.74	7 87.73
6	3	F4A	Malcolm SCOTT	Van Diemen RF00	14	21:32.93	40.64	85.25	1:29.32	3 88.15
7	10	F4A	Jennifer SCOTT	Van Diemen RF99	14	21:45.52	53.23	84.43	1:30.57	6 86.93
8	36	F4C	Oliver SIRRELL	Van Diemen	14	22:22.74	1:30.45	82.09	1:34.57	12 83.25
9	8	F4B	Clive YORATH	Reynard SF84	13	20:55.02	1 Lap	81.55	1:33.73	11 84.00
10	28	F4C	Matt HAYES	Mygale M97Z	13	20:58.58	1 Lap	81.32	1:35.35	7 82.57
11	57	F4A	Simon EMMERSON	Van Diemen	13	21:17.01	1 Lap	80.15	1:36.00	13 82.01
12	21	F4A	Mark COLLINSON	Van Diemen RF00	13	21:34.93	1 Lap	79.04	1:36.33	12 81.73

Not-Classified

26	F4A	Andrew MINNETT	Van Diemen	8	12:43.74	DNF	82.47	1:33.43	8 84.27
58	F4A	David SHELTON	Van Diemen RF95	4	6:48.56	DNF	77.08	1:39.13	2 79.42
1	F4A	Steve SAVAGE	Van Diemen RF08	1	1:41.14	DNF	77.84	1:35.84	1 82.15

Non-Starters

11	F4A	Barry PRITCHARD	Van Diemen RF01
22	F4A	Erwin SMIECH	Speads
56	F4C	Bryn TOOTELL	Van Diemen RF
69	F4A	Lee CUNNINGHAM	Van Diemen
82	F4A	Steven GRIFFIN	F Renault
91	F4B	David HEALEY	Delta T92

Fastest Lap


27	F4A	Jeremy WALKER	Van Diemen	1:28.00	4 89.47
8	F4B	Clive YORATH	Reynard SF84	1:33.73	11 84.00
36	F4C	Oliver SIRRELL	Van Diemen	1:34.57	12 83.25

Weather / Track:

Start Time : 11:52

Cadwell Park Full Circuit


11 May 08 12:17

Clerk of Course : 	Time Issued : 12.23	Chief Timekeeper : Terry Stevens
---	------------------------	----------------------------------

THESE RESULTS REMAIN PROVISIONAL FOR A MINIMUM OF 30 MINUTES FROM THE TIME OF ISSUE

Results produced on HS Sports Timing and Results Systems. Results online at www.750MC.co.uk

Amended



750 Motor Club MR2 Championship

Provisional Results - Race 13 - Heat (Amended)


Pl	No	Cl	Name	Car	Laps	Time	Behind	MPH	Best Lap on	MPH
1	10	MRB	Alan HENDERSON	Toyota MR2 Mk2	9	16:37.30		71.05	1:48.79	3 72.37
2	1	MRB	Patrick MORTELL	Toyota MR2 Mk2	9	16:42.13	4.83	70.71	1:49.02	5 72.22
3	2	MRB	Rowland WOOLLEY	Toyota MR2 Mk2	9	16:51.27	13.97	70.07	1:49.03	2 72.21
4	11	MRB	David LITCHFIELD	Toyota MR2 Mk2	9	16:53.25	15.95	69.93	1:50.38	4 71.33
5	7	MRB	John WILSON	Toyota MR2 Mk2	9	16:56.28	18.98	69.72	1:50.16	4 71.47
6	4	MRB	Nick JONES	Toyota MR2 MK2	9	16:57.81	20.51	69.62	1:50.53	5 71.23
7	18	MRB	David HENDERSON	Toyota MR2 Mk2	9	16:58.59	21.29	69.57	1:50.25	5 71.41
8	38	MRB	David BRYANT	Toyota MR2 Mk2	9	16:59.27	21.97	69.52	1:50.25	5 71.41
9	27	MRB	Dallas JACKSON	Toyota MR2 Mk2	9	17:01.02	23.72	69.40	1:50.41	5 71.31
10	6	MRB	Clive MORPHETT	Toyota MR2 Mk2	9	17:07.25	29.95	68.98	1:50.68	4 71.13
11	89	MRB	David WEAVING	Toyota MR2 Mk2	9	17:09.69	32.39	68.82	1:51.30	5 70.74
12	14	MRB	Rob HORSFIELD	Toyota MR2 Mk2	9	17:10.20	32.90	68.78	1:50.17	4 71.46
13	9	MRB	Ross HILL	Toyota MR2 Mk2	9	17:21.81	44.51	68.02	1:52.13	2 70.21
14	79	MRA	Jonathan GRIMES	Toyota MR2 Mk1	9	17:30.27	52.97	67.47	1:54.09	6 69.01
15	8	MRB	Andy WINTERTON	Toyota MR2 Mk2	9	17:36.89	59.59	67.04	1:54.89	6 68.53
16	99	MRA	Arthur GILMOUR	Toyota MR2 Mk1	9	17:37.29	59.99	67.02	1:54.83	6 68.56
17	26	MRB	Jeff HOLDEN	Toyota MR2 Mk2	9	17:37.62	1:00.32	67.00	1:54.80	8 68.58
18	94	MRB	Max DMYTRENKO	Toyota MR2 Mk2	9	17:43.03	1:05.73	66.66	1:54.62	8 68.69
19	45	MRA	David BLOCK	Toyota MR2 MK1	9	18:00.39	1:23.09	65.59	1:57.18	5 67.19
20	42	MRB	Chris STEWART	Toyota MR2 Mk2	9	18:17.43	1:40.13	64.57	1:59.22	2 66.04
21	57	MRA	Toni GLADDING	Toyota MR2 Mk1	9	18:17.97	1:40.67	64.54	1:59.02	2 66.15
22	17	MRB	Marcus MAHY	Toyota MR2 Mk2	9	18:18.14	1:40.84	64.53	1:58.34	7 66.53
23	87	MRB	Richard WEAVING	Toyota MR2 Mk2	8	16:37.66	1 Lap	63.13	2:00.69	7 65.23
24	15	MRA	David ROWE	Toyota MR2 Mk1	8	16:40.62	1 Lap	62.95	2:00.25	7 65.47
25	51	MRB	Peter LEWIS	Toyota MR2 Mk2	8	17:04.00	1 Lap	61.51	2:03.94	4 63.52
Not-Classified										
	5	MRB	Lee BULLOCK	Toyota MR2 Mk2	4	8:13.75	DNF	63.78	1:58.90	2 66.22
	21	MRA	Ben ROWE	Toyota MR2 Mk1	0		Starter	0.00		
Exclusions										
	64	MRB	Matthew MARSH	Toyota MR2 Mk2	Excluded - Eligibility					
Fastest Lap										
	10	MRB	Alan HENDERSON	Toyota MR2 Mk2				1:48.79	3	72.37
	79	MRA	Jonathan GRIMES	Toyota MR2 Mk1				1:54.09	6	69.01

Weather / Track: Sunny / Dry


Start Time : 12:24

Cadwell Park Full Circuit

11 May 08 13:58

Clerk of Course : 	Time Issued : 14.07.	Chief Timekeeper : Terry Stevens
--	----------------------	----------------------------------

THESE RESULTS REMAIN PROVISIONAL FOR A MINIMUM OF 30 MINUTES FROM THE TIME OF ISSUE



Provisional Results - Race 14 - Groups B & C

Easytrack Production BMW Cup

Pl	No	CI	Name	Car	Laps	Time	Behind	MPH	Best Lap on	MPH
1	27	BMB	Dean SPURR	BMW 320i	8	14:53.45		70.50	1:50.23	3 71.43
2	99	BMC	Rob SMITH	BMW 320	8	14:56.78	3.33	70.24	1:50.78	3 71.07
3	22	BMB	Liam CRILLY	BMW 318	8	14:57.64	4.19	70.17	1:50.55	4 71.22
4	7	BMC	Ian SHEPHERD	BMW 320	8	15:06.46	13.01	69.49	1:51.40	6 70.68
5	5	BMC	Nick BARKE	BMW 320	8	15:08.64	15.19	69.32	1:51.96	7 70.32
6	3	BMC	Nigel OLIVE-JONES	BMW 320	8	15:20.90	27.45	68.40	1:53.48	5 69.38
7	12	BMB	Simon CLASBY	BMW E30	8	15:21.41	27.96	68.36	1:52.99	7 69.68
8	57	BMB	Graham COLLISON	BMW 320i	8	15:21.59	28.14	68.34	1:52.92	2 69.72
9	68	BMB	Andy STRONG	BMW 318	8	15:23.23	29.78	68.22	1:52.44	7 70.02
10	92	BMC	Paul WILSON	BMW 320	8	15:30.36	36.91	67.70	1:53.12	5 69.60
11	97	BMC	Nigel BRITAIN	BMW 318	8	15:32.77	39.32	67.53	1:53.64	4 69.28
12	78	BMB	Kevin WELSH	BMW 320	8	15:36.10	42.65	67.29	1:53.83	7 69.17
13	84	BMB	Brian JONES	BMW 320	8	15:37.08	43.63	67.21	1:53.44	7 69.40
14	98	BMB	Jerry BROWN	BMW 318	8	15:37.56	44.11	67.18	1:53.52	7 69.36
15	79	BMC	Michael KIDMAN	BMW 318	8	15:40.50	47.05	66.97	1:54.42	6 68.81
16	65	BMC	Lawrie DUNSTER	BMW 320	8	15:51.86	58.41	66.17	1:54.63	8 68.68
17	33	BMB	Jamie SMITH	BMW 318	8	15:52.25	58.80	66.14	1:55.74	8 68.02
18	66	BMC	Michael JONES	BMW 320	8	15:58.35	1:04.90	65.72	1:56.18	6 67.77
19	69	BMC	Andrew BLOOMER	BMW 318	8	15:59.30	1:05.85	65.66	1:56.15	6 67.78
20	1	BMC	Andrew PARTRIDGE	BMW 318	8	16:00.09	1:06.64	65.60	1:54.32	6 68.87
21	62	BMC	Richard CORMODE	BMW 320i	8	16:00.26	1:06.81	65.59	1:55.79	6 68.00
22	126	BMB	Miles HOWARD	BMW 320	8	16:01.33	1:07.88	65.52	1:55.02	7 68.45
23	54	BMB	Dave ARRUNDALE	BMW 320i	8	16:05.27	1:11.82	65.25	1:56.93	3 67.33
24	77	BMB	Andrew COTTERILL	BMW 320i	8	16:06.54	1:13.09	65.17	1:56.59	5 67.53
25	34	BMB	James CUTHBERT	BMW 320	8	16:07.24	1:13.79	65.12	1:56.38	7 67.65

Not-Classified

47	BMC	Peter LONGWORTH	BMW 320	7	13:27.62	DNF	68.24	1:52.58	2	69.93
25	BMC	Simon BASSFORD	BMW 320	6	12:08.58	DNF	64.84	1:55.90	5	67.93

Fastest Lap


27	BMB	Dean SPURR	BMW 320i				1:50.23	3	71.43
99	BMC	Rob SMITH	BMW 320				1:50.78	3	71.07

Weather / Track: Sunny / Dry

Start Time : 13:28


Cadwell Park Full Circuit

11 May 08 13:48

Clerk of Course : 	Time Issued : 13:55	Chief Timekeeper : Terry Stevens
--	---------------------	----------------------------------

THESE RESULTS REMAIN PROVISIONAL FOR A MINIMUM OF 30 MINUTES FROM THE TIME OF ISSUE

Results produced on HS Sports Timing and Results Systems. Results online at www.750MC.co.uk



Provisional Results - Race 15 - Final
750 Motor Club MR2 Championship

Pl	No	Cl	Name	Car	Laps	Time	Behind	MPH	Best Lap	on	MPH
1	73	MRB	Mark JESSOP	Toyota MR2 Mk2	9	16:24.51		71.97	1:47.81	6	73.03
2	41	MRB	Alastair TOPLEY	Toyota MR2 Mk2	9	16:24.83	0.32	71.95	1:47.96	5	72.93
3	58	MRB	Steve LUMLEY	Toyota MR2 Mk2	9	16:25.24	0.73	71.92	1:47.71	6	73.10
4	88	MRB	Afric KITSON	Toyota MR2 Mk2	9	16:28.68	4.17	71.67	1:47.98	9	72.91
5	12	MRB	Phil WILSON	Toyota MR2 Mk2	9	16:31.35	6.84	71.48	1:48.44	8	72.60
6	1	MRB	Patrick MORTELL	Toyota MR2 Mk2	9	16:41.66	17.15	70.74	1:48.82	3	72.35
7	11	MRB	David LITCHFIELD	Toyota MR2 Mk2	9	16:43.10	18.59	70.64	1:49.33	3	72.01
8	7	MRB	John WILSON	Toyota MR2 Mk2	9	16:44.12	19.61	70.57	1:48.95	4	72.26
9	38	MRB	David BRYANT	Toyota MR2 Mk2	9	16:50.92	26.41	70.09	1:49.83	9	71.69
10	18	MRB	David HENDERSON	Toyota MR2 Mk2	9	16:51.44	26.93	70.06	1:50.10	9	71.51
11	2	MRB	Rowland WOOLLEY	Toyota MR2 Mk2	9	16:55.83	31.32	69.75	1:50.06	4	71.54
12	4	MRB	Nick JONES	Toyota MR2 Mk2	9	16:56.16	31.65	69.73	1:50.34	4	71.35
13	14	MRB	Rob HORSFIELD	Toyota MR2 Mk2	9	17:06.97	42.46	69.00	1:50.10	4	71.51
14	27	MRB	Dallas JACKSON	Toyota MR2 Mk2	9	17:12.55	48.04	68.63	1:50.90	3	70.99
15	9	MRB	Ross HILL	Toyota MR2 Mk2	9	17:17.63	53.12	68.29	1:52.92	5	69.72
16	79	MRA	Jonathan GRIMES	Toyota MR2 Mk1	9	17:17.99	53.48	68.27	1:52.76	8	69.82
17	99	MRA	Arthur GILMOUR	Toyota MR2 Mk1	9	17:18.19	53.68	68.25	1:52.56	8	69.95
18	6	MRB	Clive MORPHETT	Toyota MR2 Mk2	9	17:22.04	57.53	68.00	1:50.99	3	70.94
19	26	MRB	Jeff HOLDEN	Toyota MR2 Mk2	9	17:26.49	1:01.98	67.71	1:53.59	4	69.31
20	89	MRB	David WEAVING	Toyota MR2 Mk2	9	17:33.29	1:08.78	67.27	1:50.91	3	70.99
21	42	MRB	Chris STEWART	Toyota MR2 Mk2	9	18:00.83	1:36.32	65.56	1:57.63	2	66.93
22	8	MRB	Andy WINTERTON	Toyota MR2 Mk2	9	18:01.01	1:36.50	65.55	1:57.22	3	67.17
23	10	MRB	Alan HENDERSON	Toyota MR2 Mk2	9	18:01.41	1:36.90	65.52	1:48.85	2	72.33
24	17	MRB	Marcus MAHY	Toyota MR2 Mk2	9	18:03.08	1:38.57	65.42	1:57.85	4	66.81
25	57	MRA	Toni GLADDING	Toyota MR2 Mk1	9	18:04.24	1:39.73	65.35	1:57.52	6	66.99
26	45	MRA	David BLOCK	Toyota MR2 MK1	9	18:14.02	1:49.51	64.77	1:57.55	3	66.98
<u>Not-Classified</u>											
80	MRB	Adam LITCHFIELD	Toyota MR2 Mk2	1	1:59.11	DNF	66.10	1:55.14	1	68.38	
<u>Non-Starters</u>											
94	MRB	Max DMYTRENKO	Toyota MR2 Mk2								
<u>Fastest Lap</u>											
58	MRB	Steve LUMLEY	Toyota MR2 Mk2					1:47.71	6	73.10	
99	MRA	Arthur GILMOUR	Toyota MR2 Mk1					1:52.56	8	69.95	

Weather / Track: Sunny / Dry

Start Time: 14:00


Cadwell Park Full Circuit

11 May 08 14:20

Clerk of Course:	Time Issued: 14:25	Chief Timekeeper: Terry Stevens
------------------	--------------------	---------------------------------

THESE RESULTS REMAIN PROVISIONAL FOR A MINIMUM OF 30 MINUTES FROM THE TIME OF ISSUE

Results produced on HS Sports Timing and Results Systems. Results online at www.750MC.co.uk



Provisional Results - Race 16 - Final

Demon Tweeks / Yokohama Locost Championship

Pl	No	Cl	Name	Car	Laps	Time	Behind	MPH	Best Lap on	MPH
1	6	LC	Mark GLOVER	Locost	9	16:30.24		71.56	1:48.46	6 72.59
2	56	LC	Brendan DUDLEY	Locost	9	16:31.28	1.04	71.48	1:47.93	8 72.95
3	4	LC	Alastair GARRATT	Locost	9	16:32.22	1.98	71.41	1:48.34	5 72.67
4	14	LC	Matt CHERRINGTON	Locost	9	16:42.90	12.66	70.65	1:48.89	8 72.30
5	1	LC	Declan McDONNELL	Locost	9	16:55.87	25.63	69.75	1:49.33	2 72.01
6	69	LC	Spencer LYON	Locost	9	16:58.34	28.10	69.58	1:50.04	6 71.55
7	74	LC	Garry BRANDON	Locost	9	16:59.20	28.96	69.52	1:50.00	6 71.57
8	46	LC	Kevin LUCAS	Locost	9	16:59.51	29.27	69.50	1:48.57	5 72.52
9	39	LC	Steve EVANS	Locost	9	17:01.00	30.76	69.40	1:49.50	8 71.90
10	47	LC	Robert PALIN	Locost	9	17:01.83	31.59	69.34	1:49.36	6 71.99
11	34	LC	Sam BROUGH	Locost	9	17:01.90	31.66	69.34	1:49.50	5 71.90
12	57	LC	Mike LEAR	Locost	9	17:02.26	32.02	69.32	1:49.67	8 71.79
13	36	LC	Scott MITTELL	Locost	9	17:05.14	34.90	69.12	1:49.65	5 71.80
14	64	LC	Andrew NEAL	Locost	9	17:06.83	36.59	69.01	1:48.92	6 72.28
15	3	LC	Richard JENKINS	Locost	9	17:07.06	36.82	68.99	1:50.52	3 71.24
16	11	LC	Samir ABID	Locost	9	17:09.14	38.90	68.85	1:49.75	4 71.74
17	83	LC	Paul PRESGRAVES	Locost	9	17:10.36	40.12	68.77	1:50.87	9 71.01
18	82	LC	Michael PAGE	Locost	9	17:14.93	44.69	68.47	1:51.31	8 70.73
19	67	LC	Ernie GUSHLOW	Locost	9	17:32.70	1:02.46	67.31	1:53.76	6 69.21
20	25	LC	Richard DIXON	Locost	9	17:33.30	1:03.06	67.27	1:54.30	5 68.88
21	60	LC	Richard BRADLEY - (sic w/hat)	Locost	9	17:34.07	1:03.83	67.22	1:54.65	5 68.67
22	50	LC	James McALLISTER	Locost	9	17:34.46	1:04.22	67.20	1:53.43	8 69.41
23	71	LC	Victoria PICKLES	Locost	9	17:47.63	1:17.39	66.37	1:54.15	6 68.97

Not-Classified

5	LC	David BARTHOLOMEW	Locost	6	11:04.78	DNF	71.06	1:48.93	6 72.28
77	LC	James PINKERTON	Locost	5	9:41.43	DNF	67.71	1:51.52	5 70.60
44	LC	Gary PARKES	Locost	2	3:59.00	DNF	65.88	1:54.73	2 68.62
40	LC	Paul BRYANT	Locost	0		Starter	0.00		
43	LC	Simon WOOD	Locost	0		Starter	0.00		

Non-Starters

22	LC	Brian MITCHAM	Locost						
28	LC	David BLACK	Locost						
37	LC	Robert SIBBONS	Locost						

Fastest Lap

56	LC	Brendan DUDLEY	Locost				1:47.93	8 72.95
----	----	----------------	--------	--	--	--	---------	---------


No 4 - Transponder stopped working.

Weather / Track: Sunny / Dry

Start Time : 14:29


Cadwell Park Full Circuit

11 May 08 14:48

Clerk of Course : 	Time Issued : 15:04	Chief Timekeeper : Terry Stevens
--	---------------------	----------------------------------

THESE RESULTS REMAIN PROVISIONAL FOR A MINIMUM OF 30 MINUTES FROM THE TIME OF ISSUE

Results produced on HS Sports Timing and Results Systems. Results online at www.750MC.co.uk



750 Motor Club Golf GTi Championship

Provisional Results - Race 17 (Amended)

Pl	No	Cl	Name	Car	Laps	Time	Behind	MPH	Best Lap on	MPH
1	41	VW2	Ian CARVELL	VW Golf GTi Mk2	9	16:39.71		70.88	1:48.78	3 72.38
2	16	VW2	Steven KAUDEUR	VW Golf GTi Mk2	9	16:41.84	2.13	70.73	1:49.06	5 72.19
3	43	VW2	Christopher PETTO	VW Golf GTi Mk2	9	16:43.98	4.27	70.58	1:48.41	8 72.62
4	68	VW2	Verity YOUNG	VW Golf GTi Mk2	9	16:51.07	11.36	70.08	1:50.90	3 70.99
5	15	VW2	Scott GIBBINS	VW Golf GTi Mk2	9	16:57.42	17.71	69.65	1:50.98	4 70.94
6	4	VW1	Luke WALES	VW Golf GTi Mk2	9	17:06.53	26.82	69.03	1:51.80	5 70.42
7	27	VW1	Craig ROBERTS	VW Golf GTi Mk2	9	17:07.31	27.60	68.98	1:51.65	8 70.52
8	17	VW1	Adam STEVENSON	VW Golf GTi Mk2	9	17:08.10	28.39	68.92	1:52.01	8 70.29
9	65	VW1	Luke SCHLEWITZ	VW Golf GTi Mk2	9	17:11.28	31.57	68.71	1:51.81	9 70.42
10	30	VW2	Andy STENNING	VW Golf GTi Mk2	9	17:17.70	37.99	68.28	1:52.71	6 69.85
11	10	VW2	James COLBOURNE	VW Golf GTi Mk2	9	17:20.39	40.68	68.11	1:52.56	3 69.95
12	33	VW1	Gemma HAMPSHIRE	VW Golf GTi Mk2	9	17:28.06	48.35	67.61	1:54.20	7 68.94
13	13	VW2	Oliver WILTON	VW Golf GTi Mk2	9	17:35.69	55.98	67.12	1:54.23	7 68.92
14	1	VW2	Neil PRIMROSE	VW Golf GTi Mk2	9	17:42.35	1:02.64	66.70	1:54.69	7 68.65
15	99	VW1	Pete APPLEYARD	VW Golf GTi Mk2	9	17:44.85	1:05.14	66.54	1:53.79	7 69.19
16	64	VW1	Kevin GLOVER	VW Golf GTi Mk2	9	17:49.69	1:09.98	66.24	1:54.04	8 69.04
17	70	VW2	Anthony MARLOW	VW Golf GTi Mk2	9	17:54.07	1:14.36	65.97	1:55.39	9 68.23
18	58	VW2	Frank ARTHUR	VW Golf GTi Mk2	9	18:30.53	1:50.82	63.81	1:59.61	7 65.82
Not-Classified										
29	VW2	Adam HANCE	VW Golf GTi Mk2	5	9:35.26	DNF	68.43	1:52.27	2 70.13	
14	VW1	Jamie BUTCHER	VW Golf GTi Mk2	4	8:08.51	DNF	64.47	1:56.61	2 67.52	
71	VW1	Nicola HARNESS	VW Golf GTi Mk2	1	2:21.90	DNF	55.48	2:13.23	1 59.09	
Exclusions										
12	VW2	Josh JOHNSON	VW Golf GTi Mk2							Car underweight
21	VW2	Martyn BROWN	VW Golf GTi Mk2							Car underweight
Non-Starters										
47	VW1	Andrew WALKER	VW Golf GTi Mk2							
6	VW2	Alistair SEDWELL	VW Golf GTi Mk2							
Fastest Lap										
43	VW2	Christopher PETTO	VW Golf GTi Mk2					1:48.41	8	72.62
27	VW1	Craig ROBERTS	VW Golf GTi Mk2					1:51.65	8	70.52

Weather / Track: Sunny / Dry

Start Time : 14:57


Cadwell Park Full Circuit

11 May 08 16:16

Clerk of Course : 	Time issued : 16.22	Chief Timekeeper : Terry Stevens
-----------------------	------------------------	----------------------------------

THESE RESULTS REMAIN PROVISIONAL FOR A MINIMUM OF 30 MINUTES FROM THE TIME OF ISSUE

Results produced on HS Sports Timing and Results Systems



Provisional Results - Race 18 - Heat
750 Motor Club MR2 Championship

PI	No	CI	Name	Car	Laps	Time	Behind	MPH	Best Lap on	MPH
1	1	MRB	Patrick MORTELL	Toyota MR2 Mk2	9	16:36.26		71.12	1:49.10	2 72.16
2	14	MRB	Rob HORSFIELD	Toyota MR2 Mk2	9	16:42.98	6.72	70.65	1:48.90	3 72.30
3	7	MRB	John WILSON	Toyota MR2 Mk2	9	16:45.52	9.26	70.47	1:49.86	6 71.67
4	10	MRB	Alan HENDERSON	Toyota MR2 Mk2	9	16:45.61	9.35	70.46	1:49.87	3 71.66
5	2	MRB	Rowland WOOLLEY	Toyota MR2 Mk2	9	16:46.55	10.29	70.40	1:49.14	6 72.14
6	11	MRB	David LITCHFIELD	Toyota MR2 Mk2	9	16:46.65	10.39	70.39	1:49.39	6 71.97
7	18	MRB	David HENDERSON	Toyota MR2 Mk2	9	16:47.23	10.97	70.35	1:49.64	6 71.81
8	64	MRB	Matthew MARSH	Toyota MR2 Mk2	9	16:49.70	13.44	70.18	1:50.42	6 71.30
9	4	MRB	Nick JONES	Toyota MR2 Mk2	9	16:55.08	18.82	69.81	1:50.25	4 71.41
10	38	MRB	David BRYANT	Toyota MR2 Mk2	9	16:55.66	19.40	69.77	1:49.72	9 71.76
11	6	MRB	Clive MORPHETT	Toyota MR2 Mk2	9	17:05.70	29.44	69.08	1:50.46	4 71.28
12	27	MRB	Dallas JACKSON	Toyota MR2 Mk2	9	17:06.34	30.08	69.04	1:49.56	9 71.86
13	89	MRB	David WEAVING	Toyota MR2 Mk2	9	17:09.13	32.87	68.85	1:51.22	2 70.79
14	99	MRA	Arthur GILMOUR	Toyota MR2 Mk1	9	17:12.99	36.73	68.60	1:51.92	7 70.35
15	9	MRB	Ross HILL	Toyota MR2 Mk2	9	17:15.39	39.13	68.44	1:52.04	4 70.27
16	79	MRA	Jonathan GRIMES	Toyota MR2 Mk1	9	17:15.72	39.46	68.42	1:52.89	8 69.74
17	26	MRB	Jeff HOLDEN	Toyota MR2 Mk2	9	17:28.95	52.69	67.55	1:53.71	8 69.24
18	8	MRB	Andy WINTERTON	Toyota MR2 Mk2	9	17:48.45	1:12.19	66.32	1:54.17	2 68.96
19	5	MRB	Lee BULLOCK	Toyota MR2 Mk2	9	17:50.03	1:13.77	66.22	1:54.61	9 68.70
20	45	MRA	David BLOCK	Toyota MR2 Mk1	9	17:59.20	1:22.94	65.66	1:55.92	6 67.92
21	57	MRA	Toni GLADDING	Toyota MR2 Mk1	9	18:01.63	1:25.37	65.51	1:56.24	6 67.73
22	87	MRB	Richard WEAVING	Toyota MR2 Mk2	9	18:09.12	1:32.86	65.06	1:58.37	5 66.51
23	42	MRB	Chris STEWART	Toyota MR2 Mk2	9	18:14.64	1:38.38	64.73	1:57.17	5 67.19
24	15	MRA	David ROWE	Toyota MR2 Mk1	8	16:47.30	1 Lap	62.53	2:02.42	7 64.31
25	51	MRB	Peter LEWIS	Toyota MR2 Mk2	8	16:50.17	1 Lap	62.35	2:01.92	6 64.58

Non-Starters

17	MRB	Marcus MAHY	Toyota MR2 Mk2
21	MRA	Ben ROWE	Toyota MR2 Mk1
94	MRB	Max DMYTRENKO	Toyota MR2 Mk2

Fastest Lap

14	MRB	Rob HORSFIELD	Toyota MR2 Mk2	1:48.90	3	72.30
99	MRA	Arthur GILMOUR	Toyota MR2 Mk1	1:51.92	7	70.35

Weather / Track:

Start Time : 15:24


Cadwell Park Full Circuit

11 May 08 15:47

Clerk of Course: 	Time Issued : 16.12	Chief Timekeeper : Terry Stevens
--	------------------------	----------------------------------

THESE RESULTS REMAIN PROVISIONAL FOR A MINIMUM OF 30 MINUTES FROM THE TIME OF ISSUE

Results produced on HS Sports Timing and Results Systems. Results online at www.750MC.co.uk



Provisional Results - Race 19 - Groups A & C

Easytrack Production BMW Cup

Pl	No	Cl	Name	Car	Laps	Time	Behind	MPH	Best Lap on	MPH
1	83	BMA	Stephen MARKEY	BMW 320	8	14:54.94		70.38	1:50.31	5 71.37
2	19	BMA	Tony SMITH	BMW 320	8	14:55.21	0.27	70.36	1:50.35	2 71.35
3	2	BMA	Robin WELSH	BMW 318	8	14:57.13	2.19	70.21	1:49.79	8 71.71
4	51	BMA	Michael DUGDALE	BMW 320i	8	15:06.29	11.35	69.50	1:50.81	5 71.05
5	63	BMA	Tim WILSON	BMW 318	8	15:09.95	15.01	69.22	1:51.62	3 70.54
6	92	BMC	Paul WILSON	BMW 320	8	15:16.23	21.29	68.74	1:51.76	4 70.45
7	47	BMC	Peter LONGWORTH	BMW 320	8	15:16.83	21.89	68.70	1:52.08	8 70.25
8	90	BMA	Alex BENN	BMW 318	8	15:33.88	38.94	67.45	1:54.48	7 68.77
9	65	BMC	Lawrie DUNSTER	BMW 320	8	15:35.98	41.04	67.29	1:53.81	8 69.18
10	79	BMC	Michael KIDMAN	BMW 318	8	15:37.47	42.53	67.19	1:54.53	8 68.74
11	1	BMC	Andrew PARTRIDGE	BMW 318	8	15:52.82	57.88	66.10	1:54.02	4 69.05
12	69	BMC	Andrew BLOOMER	BMW 318	8	15:57.02	1:02.08	65.81	1:54.65	5 68.67
13	25	BMC	Simon BASSFORD	BMW 320	8	16:01.11	1:06.17	65.53	1:54.96	8 68.49
14	62	BMC	Richard CORMODE	BMW 320i	8	16:01.47	1:06.53	65.51	1:54.60	7 68.70
15	39	BMA	Andrew FLETCHER	BMW 320i	8	16:06.55	1:11.61	65.17	1:56.08	7 67.83
16	88	BMA	Geoff BEAVIS	BMW 318	8	16:21.94	1:27.00	64.14	1:58.68	8 66.34
17	66	BMC	Michael JONES	BMW 320	8	16:39.25	1:44.31	63.03	1:58.20	6 66.61

Not-Classified

99	BMC	Rob SMITH	BMW 320	4	7:42.21	DNF	68.14	1:52.15	2 70.20
97	BMC	Nigel BRITAIN	BMW 318	3	5:59.09	DNF	65.78	1:55.37	3 68.24
7	BMC	Ian SHEPHERD	BMW 320	3	6:04.90	DNF	64.73	1:52.71	2 69.85
3	BMC	Nigel OLIVE-JONES	BMW 320	2	4:00.36	DNF	65.51	1:53.72	2 69.23

Non-Starters

29	BMA	Adrian EDDY	BMW 320
5	BMC	Nick BARKE	BMW 320
86	BMA	Charles HODGE	BMW 320

Fastest Lap


2	BMA	Robin WELSH	BMW 318	1:49.79	8 71.71
92	BMC	Paul WILSON	BMW 320	1:51.76	4 70.45

Weather / Track: Sunny / Dry

Start Time : 16:08


Cadwell Park Full Circuit

11 May 08 16:26

Clerk of Course : 	Time Issued : 16:33	Chief Timekeeper : Terry Stevens
---	------------------------	----------------------------------

THESE RESULTS REMAIN PROVISIONAL FOR A MINIMUM OF 30 MINUTES FROM THE TIME OF ISSUE

Results produced on HS Sports Timing and Results Systems. Results online at www.750MC.co.uk



Provisional Results - Race 20

Premier Choice Group 750 Formula Championship

Pl	No	Cl	Name	Car	Laps	Time	Behind	MPH	Best Lap on	MPH
1	5	F7	Dave ROBSON	SDAR/83	9	15:10.41		77.83	1:39.46	7 79.16
2	2	F7	Mick HARRIS	Darvi 877	9	15:12.91	2.50	77.62	1:39.56	5 79.08
3	8	F7	Martin KEMP	Darvi Mk6	9	15:29.27	18.86	76.25	1:41.12	8 77.86
4	3	F7	Bob SIMPSON	SS/F	9	15:29.54	19.13	76.23	1:40.81	7 78.10
5	6	F7	Chris GOUGH	CGR2 Evo	9	15:39.44	29.03	75.43	1:42.44	9 76.86
6	22	F7	James CULVER	Marrow Mk1	9	15:39.86	29.45	75.39	1:42.47	9 76.83
7	55	F7	Roger ROWE	Centaur Mk20	9	16:14.88	1:04.47	72.68	1:45.62	9 74.54
8	12	F7	Rod HILL	Mystic T4/21	9	16:15.86	1:05.45	72.61	1:45.62	6 74.54
9	27	F7	Sue BUXTON	Darvi 5/97	9	16:16.20	1:05.79	72.59	1:45.24	6 74.81
10	7	F7	Bill RUTTER	Darvi Mk5B	9	16:28.82	1:18.41	71.66	1:47.21	7 73.44
11	71	F7B	Max SHEPPARD	Sheppard MS750/01	9	16:42.45	1:32.04	70.69	1:48.88	6 72.31
12	15	F7B	Andrew LAKE	Phoenix	9	16:46.31	1:35.90	70.41	1:48.43	6 72.61
13	26	F7	Paul MORRIS	Darvi 92J	9	16:51.03	1:40.62	70.09	1:47.99	9 72.91
14	25	F7B	Paul COLLINS	Darvi Mk5	8	15:38.21	1 Lap	67.13	1:54.46	4 68.79
Not-Classified										
36	F7	Steve COOPER	PC Special		7	12:43.94	DNF	72.14	1:44.15	6 75.59
29	F7B	Will JOHNSTON JNR	Centaur Mk16		1	2:05.13	DNF	62.92	1:59.47	1 65.90
23	F7B	Anna SPEED	Time		0		Starter	0.00		
Fastest Lap										
5	F7	Dave ROBSON	SDAR/83					77.83	1:39.46	7 79.16
15	F7B	Andrew LAKE	Phoenix					70.41	1:48.43	6 72.61

Weather / Track: Sunny / Dry

Start Time : 16:37

Cadwell Park Full Circuit

11 May 08 17:21

Clerk of Course : <i>Car Olym</i>	Time Issued : 17.27.	Chief Timekeeper : Terry Stevens
--------------------------------------	-------------------------	----------------------------------

THESE RESULTS REMAIN PROVISIONAL FOR A MINIMUM OF 30 MINUTES FROM THE TIME OF ISSUE

Results produced on HS Sports Timing and Results Systems. Results online at www.750MC.co.uk



Provisional Results - Race 21
750 Motor Club Kit Car Championship

PI	No	CI	Name	Car	Laps	Time	Behind	MPH	Best Lap on	MPH
1	60	KCA	Andrew STERLING	Dax Rush	6	10:04.38		78.16	1:38.62	3 79.83
2	2	KCB	Gary GOODYEAR	Raw Striker	6	10:04.72	0.34	78.12	1:38.02	3 80.32
3	7	KCC	Steve TAYLOR	Phoenix	6	10:12.31	7.93	77.15	1:39.92	5 78.80
4	3	KCC	Jim GOODWIN	Sylva Phoenix	6	10:12.67	8.29	77.10	1:39.52	5 79.11
5	71	KCB	Mark ALEXANDER-WILLIAMS	Sylva Phoenix	6	10:12.96	8.58	77.07	1:39.62	3 79.03
6	33	KCB	Stephen WARD	Raw Striker	6	10:13.39	9.01	77.01	1:39.49	5 79.14
7	62	KCA	Nic SCOTT	Sylva Striker Mk2	6	10:16.40	12.02	76.64	1:39.95	3 78.77
8	86	KCC	Stephen BELL	Sylva Striker	6	10:19.01	14.63	76.31	1:40.65	4 78.22
9	11	KCC	Jason STIRZAKER	Fisher Fury	6	10:19.34	14.96	76.27	1:39.92	4 78.80
10	82	KCC	Rob JOHNSTON	Cyana MX500R	6	10:23.83	19.45	75.72	1:41.45	5 77.61
11	19	KCA	Nigel BROWN	Sylva Phoenix	6	10:25.92	21.54	75.47	1:41.54	6 77.54
12	1	KCC	Andy HILEY	Taydec Mk2	6	10:32.80	28.42	74.65	1:38.95	5 79.57
13	38	KCC	Tony SOUTHGATE	Sylva Phoenix	6	10:36.76	32.38	74.19	1:42.74	2 76.63
14	20	KCC	Anton LANDON	Westfield SE	6	10:40.76	36.38	73.72	1:43.80	6 75.85
15	36	KCB	Ian KEMPSON	MK Indy	6	10:41.12	36.74	73.68	1:43.31	6 76.21
16	25	KCC	Colin BENHAM	Locost	6	10:51.63	47.25	72.49	1:45.84	4 74.39
17	29	KCB	Andrew LANCASTER	Locost	6	11:25.51	1:21.13	68.91	1:51.18	4 70.81
18	9	KCB	Dave ROBERTS	Sylva Phoenix	5	10:46.16	1 Lap	60.92	2:03.00	3 64.01

Not-Classified

75	KCA	Matthew LEWIS	MNR Vortex	6	10:18.34	NCF	76.40	1:40.05	4 78.69
69	KCC	Alex JULLIEN	Sylva Striker	6	10:19.05	NCF	76.31	1:39.66	3 79.00
53	KCC	David ASPDEN	Sylva Riot 07	0		Starter	0.00		

Fastest Lap

2	KCB	Gary GOODYEAR	Raw Striker				1:38.02	3 80.32
60	KCA	Andrew STERLING	Dax Rush				1:38.62	3 79.83
1	KCC	Andy HILEY	Taydec Mk2				1:38.95	5 79.57


Red flag at 12m 27s. Race declared. No 69 & 75 not running at time of red flag.

Weather / Track:

Start Time : 17:00

Cadwell Park Full Circuit

11 May 08 17:21

Clerk of Course : 	Time Issued : 17:32	Chief Timekeeper : Terry Stevens
--	---------------------	----------------------------------

THESE RESULTS REMAIN PROVISIONAL FOR A MINIMUM OF 30 MINUTES FROM THE TIME OF ISSUE

Results produced on HS Sports Timing and Results Systems. Results online at www.750MC.co.uk



Provisional Results - Race 22 - Final
750 Motor Club MR2 Championship

Pl	No	Cl	Name	Car	Laps	Time	Behind	MPH	Best Lap on	MPH
1	58	MRB	Steve LUMLEY	Toyota MR2 Mk2	9	16:17.56		72.49	1:46.39	3 74.00
2	88	MRB	Alric KITSON	Toyota MR2 Mk2	9	16:19.11	1.55	72.37	1:46.90	3 73.65
3	12	MRB	Phil WILSON	Toyota MR2 Mk2	9	16:23.24	5.68	72.07	1:47.28	2 73.39
4	80	MRB	Adam LITCHFIELD	Toyota MR2 Mk2	9	16:24.61	7.05	71.97	1:47.32	6 73.36
5	41	MRB	Alastair TOPLEY	Toyota MR2 Mk2	9	16:28.25	10.69	71.70	1:47.72	7 73.09
6	1	MRB	Patrick MORTELL	Toyota MR2 Mk2	9	16:31.87	14.31	71.44	1:48.27	7 72.72
7	73	MRB	Mark JESSOP	Toyota MR2 Mk2	9	16:32.29	14.73	71.41	1:48.18	7 72.78
8	7	MRB	John WILSON	Toyota MR2 Mk2	9	16:38.44	20.88	70.97	1:49.04	2 72.20
9	11	MRB	David LITCHFIELD	Toyota MR2 Mk2	9	16:38.66	21.10	70.95	1:48.85	7 72.33
10	10	MRB	Alan HENDERSON	Toyota MR2 Mk2	9	16:39.14	21.58	70.92	1:48.11	3 72.83
11	14	MRB	Rob HORSFIELD	Toyota MR2 Mk2	9	16:40.82	23.26	70.80	1:49.12	9 72.15
12	2	MRB	Rowland WOOLLEY	Toyota MR2 Mk2	9	16:42.29	24.73	70.70	1:49.26	4 72.06
13	18	MRB	David HENDERSON	Toyota MR2 Mk2	9	16:44.68	27.12	70.53	1:49.31	4 72.03
14	38	MRB	David BRYANT	Toyota MR2 Mk2	9	16:44.87	27.31	70.52	1:49.19	8 72.11
15	27	MRB	Dallas JACKSON	Toyota MR2 Mk2	9	16:48.24	30.68	70.28	1:49.24	5 72.07
16	6	MRB	Clive MORPHETT	Toyota MR2 Mk2	9	16:54.82	37.26	69.82	1:50.05	3 71.54
17	89	MRB	David WEAVING	Toyota MR2 Mk2	9	17:04.37	46.81	69.17	1:51.26	5 70.76
18	64	MRB	Matthew MARSH	Toyota MR2 Mk2	9	17:09.05	51.49	68.86	1:49.21	4 72.09
19	9	MRB	Ross HILL	Toyota MR2 Mk2	9	17:09.73	52.17	68.81	1:51.85	3 70.39
20	79	MRA	Jonathan GRIMES	Toyota MR2 Mk1	9	17:16.26	58.70	68.38	1:52.74	9 69.84
21	99	MRA	Arthur GILMOUR	Toyota MR2 Mk1	9	17:16.41	58.85	68.37	1:51.64	5 70.52
22	5	MRB	Lee BULLOCK	Toyota MR2 Mk2	9	17:18.93	1:01.37	68.20	1:52.64	9 69.90
23	26	MRB	Jeff HOLDEN	Toyota MR2 Mk2	9	17:24.71	1:07.15	67.83	1:52.13	3 70.21
24	8	MRB	Andy WINTERTON	Toyota MR2 Mk2	9	17:39.81	1:22.25	66.86	1:54.89	2 68.53
25	45	MRA	David BLOCK	Toyota MR2 Mk1	9	17:44.88	1:27.32	66.54	1:55.86	6 67.95
26	87	MRB	Richard WEAVING	Toyota MR2 Mk2	9	17:45.05	1:27.49	66.53	1:54.96	8 68.49
27	57	MRA	Toni GLADDING	Toyota MR2 Mk1	9	17:55.46	1:37.90	65.89	1:55.74	8 68.02

Non-Starters

4 MRB Nick JONES Toyota MR2 Mk2

Fastest Lap


58 MRB Steve LUMLEY Toyota MR2 Mk2 1:46.39 3 74.00
99 MRA Arthur GILMOUR Toyota MR2 Mk1 1:51.64 5 70.52

Weather / Track: Sunny / Dry

Start Time : 17:25

Cadwell Park Full Circuit

11 May 08 17:48

Clerk of Course : 	Time Issued : 17:54	Chief Timekeeper : Terry Stevens
---	------------------------	----------------------------------

THESE RESULTS REMAIN PROVISIONAL FOR A MINIMUM OF 30 MINUTES FROM THE TIME OF ISSUE

Results produced on HS Sports Timing and Results Systems. Results online at www.750MC.co.uk