

Championship Car Races



Official Programme £2.50



6th & 7th Jun '09

Anglesey

Programme Amendment Sheet
Anglesey 6th & 7th June 2009

Please add the following:

Race 01 & 10	No	Clis	Driver
RGB	28	C	Mathew Green
	29	C	James Lindsley
Race 02 / 07 & 11 / 17	96		Joe Ferguson
Stock Hatch			
Race 04 & 13	26	A	Edward Heinzelmann
Formula 4	43	A	Chris Holmes
Race 14 & 20	23	B	James Cross
MR2			

Please delete the following

Race 02 / 07 & 11 / 17	No	Clis	Driver
Stock Hatch	16		Craig Bell
Race 03 & 12	68	2	Verity Young
Golf GTi			
Race 04 & 13	42	B	Richard Hypher
Formula 4			
Race 05 & 15	56		Brendan Dudley
Locost			
Race 08 & 18	30		Gordon Beshaw
Formula Vee	60		Robert Higgins



This meeting is held under the General Regulations of the MSA (incorporating the provisions of the International Sporting Code of the FIA) and the Supplementary Regulations, Final Instructions and any written instructions which the Organisers issue for the race meeting. **MSA Permit: 50677**

RACE MEETING OFFICIALS

MSA STEWARD

R.J.Kavanagh

CLERKS OF COURSE

V.Ayres

N.Tanser I.Thompson

CLUB STEWARDS

A.Cox J.Smith

TIMEKEEPERS

T.Stevens (Chief)

A.Stevens E.Evans

SCRUTINEERS

S.Ford (Chief)

D.Smith M.Lambkin-Smith

R.Tassiker P.Gorrie

A.Johnson A.Meekins

INCIDENT OFFICER

A.Bennett

CHIEF MARSHAL

P.Harding

RACE RESCUE UNIT/S

750 Motor Club

Phoenix Rescue

COMMENTATOR

M.Pye

SECRETARY

OF THE MEETING

Robin Knight

MARSHALS

750 Motor Club

BMMC & friends

BREAKDOWN UNITS

AFG Revoverly

CHILD PROTECTION OFFICER –

V.Ayres

APPROXIMATE TIMETABLE

Saturday		Practice
1	AB Performance RGB Championship	10.00
2	Demon Tweeks/Yokohama Stock Hatch Championship – session A	10.20
3	Demon Tweeks/Yokohama Stock Hatch Championship – session B	10.45
4	750MC Golf GTi Championship	11.05
5	Polleysport/Yokohama SAXMAX Championship – untimed	11.30
6	750MC Formula 4 Championship	11.50
7	Demon Tweeks/Yokohama Locost Championship	12.15
8	750MC Formula Vee Championship	12.35
9	Premier Choice Group 750 Formula Championship	1.00
10	Polleysport/Yokohama SAXMAX Championship – timed	1.20
Races (* = green flag lap)		Time
1	AB Performance RGB Championship	2.30
2	Demon Tweeks/Yokohama Stock Hatch Championship – Heat *	3.00
3	750MC Golf GTi Championship	3.30
4	750MC Formula 4 Championship*	4.00
5	Demon Tweeks/Yokohama Locost Championship	4.30
6	Polleysport/Yokohama SAXMAX Championship	4.55
7	Demon Tweeks/Yokohama Stock Hatch Championship – Final*	5.25
Sunday		Practice
11	750MC MR2 Championship	10.00
12	Polleysport/Yokohama SAXMAX Championship	10.20
Races (* = green flag lap)		Time
8	750MC Formula Vee Championship*	10.45
9	Premier Choice Group 750 Formula Championship*	11.15
10	AB Performance RGB Championship*	11.45
11	Demon Tweeks/Yokohama Stock Hatch Championship – Heat*	12.15
12	750MC Golf GTi Championship*	12.45
13	750MC Formula 4 Championship*	1.15
14	750MC MR2 Championship	1.45
<i>Lunchbreak</i>		
15	Demon Tweeks/Yokohama Locost Championship*	3.00
16	Polleysport/Yokohama SAXMAX Championship	3.30
17	Demon Tweeks/Yokohama Stock Hatch Championship – Final*	4.00
18	750MC Formula Vee Championship*	4.30
19	Premier Choice Group 750 Formula Championship*	5.00
20	750MC MR2 Championship	5.30

The organisers reserve the right, with the permission of the Stewards of the Meeting and/or the Clerk of Course, to amend the timetable, to change the order in which events are run and to postpone, cancel or abandon the meeting or any part thereof.

Races 1 & 10**18 mins + 1 lap****AB Performance RGB Championship**

First introduced in 2001, this Championship is for two-seater cars which must be capable of passing an MOT. Cars may be constructed specifically for the series or may be one of the many motorcycle engined cars currently available. The engines must be series-production four-stroke units and may not be modified from standard; they run in three classes; standard Fireblade engined kit cars (class C), up to 145 bhp (class B), 146 to 180 bhp and all rear-engined cars (class A). Control tyre is the Yokohama AO4BR.



No	Cls	Driver	Car details	ccs	Hometown
1	A	Derek Jones	BND S3	1200	Norwich
2	A	Paul Rogers	Contour Cars	1200	Attleborough
3	B	John Cutmore	Spire GTR	1000	Bury St. Edmunds
4	C	Alastair Boulton	Stuart Taylor Phoenix	918	Gloucester
9	A	Steve Robinson	Genesis RR	1200	Bingley
11	A	Doug Carter	Genesis Evo	1200	Kendal
14	A	David Wale	BDN S2	1200	Amersham
17	C	Henry Carr	Fisher Fury	919	Huddersfield
21	C	Austen Greenway	Fisher Fury Fireblade	919	Kidderminster
26	C	Andrew Grant	Fisher Fury 04	998	Gravesend
27	B	Robert Grant	Raw Striker	1000	Longfield
31	A	Andrew Cunningham	Sylva Riot	1100	Newbury
32	A	Bob Mortimer	Fisher Fury	1299	Swansea
42	B	Paul Rickers	Phoenix	1000	Chesterfield
44	B	Judi Derisley	Fisher Fury	998	Hayling Island
49	B	Tony Gaunt	Wolfe ZXR	998	Belper
50	B	Tim Hoverd	Fisher Fury	998	Cambridge
63	C	Colin Chapman	Fisher Fury	919	Pershore
64	C	Tony Carpenter	Stuart Taylor Phoenix	919	Daventry
65	B	Duncan Marshall	STM Phoenix	1000	Newcastle
68	B	Adrian Moore	Genesis Evo	998	Peterborough
77	C	Phil Alcock	Pulsar Blade	900	Lutterworth
88	C	Richard Wise	Raw Striker 2007	900	Hemel Hempstead
93	A	Robert Spencer	Stuart taylor	1200	Markfield
96	C	Tim Gray	AB performance Striker	919	Nottingham

750 Motor Club RGB Championship 2009

1st	95	C	Tim Gray	4th	68	C	Alastair Boulton
2nd	77	A	Steve Robinson	5th	67	A	Doug Carter
3rd	77	B	Duncan Marshall	6th	55	B	Tony Gaunt

Lap Records	A	Derek Jones	1:12.35	77.13	07/06/2008
	B	Josh Smith	1:15.35	74.05	08/06/2008
	C	Alastair Boulton	1:14.66	74.74	08/06/2008



Races 2/7 & 11/17**13 & 18 mins + 1 lap****Demon Tweaks/Yokohama Stock Hatch Championship**

The Stock Hatch Championship, is in its 12th year & continues to be the most popular championship in the UK.

Modifications are strictly limited to basic rebore and blueprinting along with the use of standard gearbox; Ignition systems are 'free';

suspension mods are limited to lowering and uprating of springs and dampers; brakes remain standard with free pad materials; a 'control' Yokohama tyre and a weight penalty for leading cars ensures close racing at very affordable cost.

CLIVE BISHOP



No	Cls	Driver	Car details	ccs	Hometown
1		Ryan Bensley	Citroen Saxo VTR	1600	King's Lynn
6		Simon Hunt	Citroen Saxo VTR	1600	Derby
7		Terry Roughton	Citroen Saxo	1600	Wisbech
8		Carl Swan	Peugeot 106	1600	Rugby
14	B	Matt Rozier	Peugeot 205 GTI	1580	Dartford
18		Joe McMillan	Citroen Saxo	1600	Wisbech
24	B	Nick Tearle	Fiesta XR2i	1600	Northampton
26		Jake Farndon	Citroen Saxo	1600	Coventry
35		Jack Adlard	Peugeot 106 XSi	1600	Diss
37	B	Keith Morgan	Suzuki Swift GTi	1300	Lincoln
40		Amy Barker	Citroen Saxo VTR	1600	Bath
41		Martin Ward	Citroen Saxo VTR	1600	Norwich
46		Liam Sargent	Peugeot 106 XSi	1600	Cradley Heath
50		Andrew Tibbs	Citroen Saxo	1600	Spalding
51	B	Ben Gladwyn	Peugeot 205 GTi	1580	Wallingford
52		John Gudgeon	Peugeot 106 XSi	1600	Ely
54	B	Geoff Pennington	Suzuki Swift	1298	Nottingham
55	B	Rory Cooper	Fiesta XR2i	1600	Horsham
56		Andrew Foley	Saxo VTR	1600	Merthyr Tydfil
57		Andrew Tsang	Peugeot XSi	1600	King's Lynn
58		Michael Comber	Peugeot 106	1600	Leicester
60		Alan Hassell	Citroen Saxo VTR	1600	Brighton
71	B	Pip Hammond	Vauxhall Nova GTE	1598	Barrow
72	B	Jonathan Woolley	Ford Fiesta XR2i	1600	Alfreton
101		Robbie Boon	Citroen Saxo VTR	1600	Wisbech

The above drivers are in the 1st Stock Hatch practice session – those on the next page are in the 2nd session. From the combined times of the two sessions the slowest 32 go into Race 2, the remainder into Race 7 which will be topped up to 32 by the top finishers in Race 2. The same system is used for Sunday's races, but using the drivers 2nd fastest times in practice.

750 Motor Club Stock Hatch Championship 2009

1st	245	Ryan Bensley	4th	212	Gareth Wright
2nd	249	Matthew Foley	5th	207	Craig Bell
3rd	242	Terry Roughton	6th	201	Jeff Humphries

Races 2/7 & 11/17**13 & 18 mins + 1 lap****Demon Tweaks/Yokohama Stock Hatch Championship**

The Stock Hatch Championship, is in its 12th year & continues to be the most popular championship in the UK.

Modifications are strictly limited to basic rebore and blueprinting along with the use of standard gearbox; Ignition systems are 'free'; suspension mods are limited to lowering and uprating of springs and dampers; brakes remain standard with free pad materials; a 'control' Yokohama tyre and a weight penalty for leading cars ensures close racing at very affordable cost.




No	Cls	Driver	Car details	ccs	Hometown
2		Jeff Humphries	Peugeot 106 Rallye	1600	Farnham
3		James Marshall	Citroen Saxo VTR	1600	Warwick
5		Wayne Harris	Citroen Saxo VTR	1600	Wisbech
12		Shaun Hagen	Citroen Saxo VTR	1600	King's Lynn
13	B	Tim Mizen	Fiesta XR2i	1600	Eastbourne
16		Craig Bell	Citroen Saxo	1600	Diss
19		Matthew Foley	Citroen Saxo VTR	1600	Merthyr Tydfil
20	B	Derek Rozier	Peugeot 205 GTI	1600	Bexley
27		Nick Carter	saxo	1400	Louth
31	B	Darren Barden	Peugeot 205 GTI	1580	Tunbridge Wells
32	B	Mark Townsend	Nova GSi	1600	Newton Abbot
47		Will Sargent	Peugeot 106 XSi	1600	Alresford
64		Mike Webb	Citroen Saxo	1600	Brighton
66		Josh Cook	Citroen Saxo	1600	Bath
69		Craig Varney	Citroen Saxo VTR	1600	Coventry
76		Gareth Wright	Peugeot 106 XSi	1600	Wisbech
79	B	Bill Pariera	Citroen AX GTI	1400	Knighton
81	B	Lisa Selby	Fiesta XR2i	1600	Stonehouse
82		Trevor Gregory	Citroen Saxo VTR	1600	Leighton Buzzard
85		Craig Robertson	Peugeot 106 XSi	1600	Surbiton
86	B	Edward Cooper	Nova GSi	1600	Malmesbury
89		Geoff Bluff	Citroen Saxo	1600	Sheffield
92		Andrew Thorpe	Peugeot 106 Xsi	1600	Ilkley
99	B	Paul Gardner	Peugeot 205 GTI	1600	Northampton

750 Motor Club Stock Hatch (Cls B) Championship 2009

1st	63	Jonathan Woolley	4th	53	Pip Hammond
2nd	62	Darren Barden	5th	50	Matt Rozier
3rd	56	Edward Cooper	6th	50	Geoff Pennington

Races 3 & 12**18 mins + 1 lap****750 Motor Club Golf GTI Championship**

Originally run as a series of races in 2007, which gained championship status in 2008, the Golf GTI championship is for the VW Golf GTi Mk2, in both 8 valve and 16 valve versions. Tuning is very restricted – a 'control' Newman camshaft in an otherwise standard engine, standard gearbox, 'control' Toyo tyres, uprated suspension, all of which are intended to keep the costs of preparing a competitive car under control but which also have the effect of ensuring that the racing is close.

No	Gls	Driver	Car details	ccs	Hometown
2	1	Craig Roberts	VW Golf Mk2	1800	
3	2	John Mawdsley	Vw Golf GTi	1800	Wirral
4	1	Luke Wales	VW Golf Mk2	1800	Thetford
12	1	Kevin Glover	VW Golf Mk2	1800	Stamford
23	2	Jake Johnson	VW Golf Mk2	1800	Leicester
25	2	Andrew Warnes	VW Golf GTi	1800	King's Lynn
26	1	Antony Theaker	VW Golf Gti	1600	Leeds
27	1	Guy Stevens	VW Golf Mk2	1800	Godalming
28	2	James Colbourne	VW Golf Mk2	1800	Bristol
29	2	Alistair Sedwell	VW Golf Nk2	1800	Oxford
30	2	Andy Stenning	VW Golf Mk2	1800	Pewsey
31	2	Nick Porter	VW Golf Mk2	1800	Wimborne
32	1	Daniel Abbott	VW Golf Gti Mk1	1600	Derby
34	2	Charles Godfrey	VW Golf GTi	1600	Surbiton
35	1	Jamie Butcher	VW Golf Mk2	1800	Abingdon
36	1	Matthew Weller	VW Golf GTi	1600	Royston
42	1	Dawn Boyd	VW Golf Gti	1800	Andover
50	1	Peter Haynes	VW Golf GTi	1600	Dereham
51	2	Simon Hill	VW Golf Mk2	1800	Knutsford
53	2	Andy Knowlton	VW Golf Mk2	1800	Abingdon
58	2	Frank Arthur	VW Golf Mk2	1800	Sandy
61	2	John Hillon	VW Golf Mk2	1800	Derby
62	1	Andy Holley	VW Golf GTi	1800	Shrewsbury
65	2	Luke Schlewitz	VW Golf Mk2	1800	Spalding
66	2	Darren Bedford	VW Golf Gti Mk2	1600	Derby
68	2	Verity Young	VW Golf Gti Mk2	1600	Woodbridge
70	2	Tony Marlow	VW Golf Mk2	1800	Northampton
85	1	James Bark	VW Golf GTi	1800	Alford
89	1	Sebastian Palmer	Golf GTi Mk2	1800	Rugby
93	2	Mark Reynolds	VW Golf Gti	1600	Louth

750 Motor Club Golf GTI Championship 2009

1st	47	1	Craig Roberts	4th	33	1	Luke Wales
2nd	41	2	Luke Schlewitz	5th	31	2	Andy Burgess
3rd	39	2	Michael Thurston	6th	30	1	Guy Stevens

Lap Records	No	Driver	Time	Points	Date
	1	Ian Carvell	1:23.01	67.22	08/06/2008
	2	John Mawdsley	1:24.34	66.16	08/06/2008



Races 4 & 13**18 mins + 1 lap****750 Motor Club Formula 4 Championship**

Single seaters running in 3 classes.
 Class A: Cars built after 1/1/95 plus F3 derived cars.
 Class B: Cars built before 1/1/95.
 Class C: Formula Ford Zetec.
 Engines: Ford 1800 Zetec in both FF Zetec and modified form, motorcycle engines, Pinto & VW Polo.
 All classes are limited to 4-speed (or standard box in the bike-engined cars) plus mandatory reverse; these are racing gearboxes with freedom of choice of ratios. Avon control compound slicks; wets are free.

No	Cls	Driver	Car details	ccs	Hometown
3	A	Jonathan Weston-Taylor	Mygale US 2000	1800	Chesterfield
4	A	Malcolm Scott	Van Diemen RF00	1800	Upminster
6	A	Jennifer Scott	Van Diemen RF99	1800	Coalville
7	A	Chris Hodgen	Van Diemen RF09	1800	Chorley
12	A	Bryn Tootell	Van Diemen RF06	1800	Rochdale
15	A	Andrew Minnett	Van Diemen	1800	Penrith
22	A	James Simons	Mygale SJ99	2000	Leighton Buzzard
32	A	Paul Cox	Revelation 750	750	Walsall
33	A	Michael Fryatt	2009 Revelation	750	Wirral
34	A	Paul Young	Revelation	750	Bingley
38	B	Gavin Halls	Swift 96FF	1800	Haverhill
66	A	Will Thompson	Revalation 2009	750	Whitstable
77	A	Robbie Walts	Van Dieman RF97	1800	Benfleet
83	C	Paul Presgraves	Van Diemen RF98	1800	Peterborough
88	A	David Marshall	Van Dieman RF00	1800	Manchester
99	B	Charles Adrian	Van Diemen RF93	1800	Worcester

750 Motor Club Formula 4 Championship 2009

1st	67	A	J.Weston-Taylor	4th	50	A	Bryn Tootell
2nd	60	A	Malcolm Scott	5th	47	A	David Marshall
3rd	50	A	Chris Hodgen	6th	35	A	Nic Scott



Races 5 & 15**13 & 18 mins + 1 lap****Demon Tweeks/Yokohama Locost Championship**

The 750 Motor Club Locost Championship is for cars built to the same basic design and using a standard Ford 1300 cc crossflow engine, gearbox and many other standard components. All cars run with a 'control' camshaft from Kent Cams; modifications are limited to a rebore and basic 'blue-printing'. There is also a 'control' tyre, the Yokohama A539. There is free choice of spring rates and anti-roll bars; dampers must be steel-bodied and single-adjustable.

No	Cls	Driver	Car details	ccs	Hometown
1		David Bartholomew	Locost	1300	Reading
3		Alastair Garratt	Locost	1300	Nottingham
4		Scott Mittell	Locost	1300	Eastleigh
6		Richard Jenkins	Locost	1300	Norwich
8	B	Matt Cherrington	Locost	1300	Melksham
12	T	Richard Rothery	Locost	1300	Reading
15		Jason Gibbons	Locost	1300	Bristol
22		James McAllister	Locost	1300	Glossop
23		Andy Shepherd	Locost	1300	Tadley
25		Richard Dixon	Locost	1300	Norwich
27		Alex Von Ehrheim	Locost	1300	Pontefract
28		David Black	Locost	1300	Birmingham
30	T	Rhys Owen	Locost	1300	Porthmadog
34		Sam Brough	Locost	1300	Barnsley
38		Samuel Gill	Locost	1300	Gosport
39		Steve Evans	Locost	1300	Leicester
42		Simon Ironside	Locost	1300	Edinburgh
43		Simon Wood	Locost	1300	Cambridge
46	T	Nicholas Morley	Locost	1300	London
47		Robert Palin	Locost	1300	Nantwich
48		Tom Coller	Locost	1300	Canterbury
52		Mathew Gilmour	Locost	1300	Birmingham
53		Mark Gogle	Locost	1300	Wolverhampton
54		David Morrow	Locost	1300	Hungerford
56		Brendan Dudley	Locost	1300	Rosewell
57	T	Nick Lear	Locost	1300	Bristol
60	T	Richard Bradley	Locost	1300	Spilsby
63		Craig Turner	Locost	1300	Glossop
71		Victoria Pickles	Locost	1300	Louth
74		Campbell Cassidy	Locost	1300	London
77		James Pinkerton	Locost	1300	Leamington Spa
87		Daniel Sibbons	Locost	1300	Market Rasen
91		Max Lees	Locost	1300	Leicester

Demon Tweeks

**750 Motor Club Locost Championship 2009**

1st	79	Scott Mittell	4th	47	David Bartholomew
2nd	68	Alastair Garratt	5th	47	Rhys Owen
3rd	67	James Pinkerton	6th	44	Richard Jenkins

Lap Record

Declan McDonnell

1:21.78

68.23

08/06/2008

Races 6 & 16

13 mins + 1 lap

750 MC ~~SAXMAX~~ Championship

Introduced in 2006, this is the 750 Motor Club's championship for Junior drivers, aged 14 - 17 years. The car chosen is the Citroen Saxo VTR with very strict limitations on tuning and very specific safety features in accordance with MSA and FIA standards. The cars run with a control Piper camshaft, a control ECU and all run on the Yokohama AO21R tyre supplied by George Polley Motorsport.



No	Driver	Car details	ccs	Hometown
5	Patrick Fletcher	Citroen Saxo VTR	1600	Reading
6	Anton Spires	Citroen Saxo	1600	Buckingham
18	Jordan Willson	Citroen Saxo	1600	West Malling
21	Aaron Trigwell	Citroen Saxo	1600	Braintree
22	Scott Moakes	Citroen Saxo	1600	Welwyn Garden City
23	Chris Warburton	Saxo	1600	Leyland
33	Ryan Ratcliffe	Citroen Saxo	1600	Swansea
45	Josh Wakefield	Citroen Saxo	1600	Colchester
49	Zoe Wenham	Citroen Saxo	1600	Tewkesbury
50	Ryan Jenkinson	Citroen Saxo	1600	Chorley
54	Anthony Whorton-Eales	Citroen Saxo	1600	Lichfield
65	Josh Davey	Citroen Saxo	1600	Truro
88	Oliver White	Citroen Saxo	1600	Bath
96	Shaun Clay	Citroen Saxo	1600	Porth

750 Motor Club SAXMAX Championship 2009

1st	93	Anton Spires	4th	78	Aaron Trigwell
2nd	86	Oliver White	5th	64	Chris Warburton
3rd	81	Patrick Fletcher	6th	64	Anthony Whorton-Eales

LAP RECORD: James Colburn 1:26.59 64.44 08/06/2008

ADVAN POLLEYSPOORT
YOKOHAMA

Races 8 & 18**13 mins + 1 lap****750 Motor Club Formula Vee Championship**

The 750 Motor Club Formula Vee championship is ideal for beginner and 'expert' alike, looking for competitive single seater racing on a low budget. It has been run by the 750 Motor Club since 1980 and is probably the cheapest way to go single seater racing in the UK. Engine, gearbox and much of the suspension and braking system is from the VW 1300 Beetle and this, along with a Dunlop 'control' tyre puts the emphasis on driver ability to win races.

No	Cls	Driver	Car details	ccs	Hometown
1		Daniel Hands	GAC 001	1300	Bicester
2		Paul Smith	Dominator 01	1300	Grays
3		John Hughes	Scarab MK5	1300	Bristol
6		Peter Belsey	Spyder MK2	1300	Reading
7		Martin Farmer	Sheane	1300	Castle Bromwich
10		Steve Ough	AHS Dominator	1300	Shipley
11		Tim Probert	Storm FF1	1300	Richmond
12		Paul Taylor	GAC 2008	1300	East Grinstead
26		Peter Andrews	Sheane Mk2	1300	Birmingham
27		Declan McDonnell	GAC Vee	1300	Hertford
29		Chris Wilsher	Sheane FV97	1300	Haverhill
30		Gordon Beshaw	AHS	1300	Basildon
32	B	Alan Robinson	Leystone	1300	Manchester
33		Sam Oliveira	Sheane 91	1300	Brackley
46		Jake Oliveira	Storm DC 07	1300	Brackley
47		Simon Nobes	AHS	1300	Harrow
48	B	Richard Ringrose	Scarab Mk3	1300	Manchester
49		Richard Honick	Sheane Mk3	1300	Birmingham
60		Robert Higgins	Storm S1	1300	Hailsham
63		Dave Hodkin	AHS Challenger	1300	Manchester
69	B	Robert Cowburn	Sheane	1300	Stonehouse
85		Tony Dowson	Sheane	1300	London
87		Jenny Anderson	GAC 03	1300	Woking
92		Tony Mitchell	Ray	1300	Redhill

750 Motor Club Formula Vee Championship 2009

1st	135	John Hughes	4th	98	Martin Farmer
2nd	116	Jake Oliveira	5th	92	Declan McDonnell
3rd	99	Sam Oliveira	6th	82	Paul Smith

LAP RECORD: Paul Smith

1:14.59

74.81

07/06/2008



Races 9 & 19**13 & 18 mins + 1 lap****Premier Choice Group 750 Formula Championship**

750 Formula is for two-seater sports racing cars, introduced by the 750 MC in 1949, as its first racing formula. The regulations provide ample scope for the amateur to design and build his own car, and to develop his skills in chassis / suspension design and engine tuning within carefully controlled limits. There are two engine options, either the highly tuned Reliant 850cc or the unmodified Fiat 'FIRE' 1108cc, the latter introduced in 2003 due to the diminishing supply of spares for the Reliant engine. All cars run on a control Yokohama slick tyre.

No	Cls	Driver	Car details	cos	Hometown
1		Peter Bove	ADR 750F	1108	Welwyn
2		Dave Robson	SDAR/83	1108	Ashbourne
6		Martin Kemp	Darvi Mk6	1108	Aldershot
7		Rod Hill	Mystic T4/21	1108	Ashby-De-La-Zouch
8		Ian Allen	ADR T5	1108	Spalding
9		Will Johnston Jnr	Centaur Mk16	850	Wareham
10		Chris Gough	CGR2 Evo	1108	Telford
11		Paul Morris	Darvi 92J	1108	Bakewell
12		Bill Rutter	Darvi Mk5B	1108	Bedford
17	B	Andrew Lake	Darvi 91D	1108	Bedford
22	B	Andrew Booth	Centaur Mk16	1108	Bristol
55		Roger Rowe	Centaur Mk 20	1108	Kidderminster
57	B	David Watts	Centaur Mk16	1108	Kidderminster
69	B	Colin Wolstenholme	Darvi Mk5	1108	High Littleton
71		Max Sheppard	Sheppard MS750/01	1108	Folkestone
95		James Culver	Marrow MK1	1108	Letchworth

**Premier Choice Group**

The Health Insurance Specialists

The Premier Choice Group is a specialist Insurance Intermediary that covers all areas of Health Insurance and other Employee Benefits using over 40 providers and managing in excess of £30 million of premium on behalf of Clients. The range of schemes comprises all types of Health Insurance products for use in either the UK or overseas, Income Protection schemes, Life Cover and Occupational Health and Absence Management Initiatives. Using the services of the Premier Choice Group means that you have access to all the products of any Insurer. We are also very pleased to be able to sponsor the 2009 750 Formula Championship for the third year running.

For your total peace of mind and to be in Pole Position for accessing a winning range of insurance related Risk Solutions, call 01527 353911 or www.pcg.co.uk

Premier Choice Healthcare Ltd is Authorised & Regulated by the Financial Services Authority

750 Motor Club 750 Formula Championship 2009

1st	92	Dave Robson	4th	62	Peter Bove
2nd	89	Mick Harms	5th	51	Bill Rutter
3rd	68	Will Johnston Jnr	6th	46	Bob Simpson



Races 14 & 20

13 & 18 mins + 1 lap

750 Motor Club Toyota MR2 Championship

The 750 Motor Club Toyota MR2 Championship started in 2008 & is for production based sports cars run as near standard specification as possible allowing for safety requirements. There are separate classes. Class A for the Mk1, class B for the Mk2 and class C for the Mk3. Very few modifications from standard are allowed to keep costs down and maintain its aims as a budget series. All cars run on a control Toyo tyre and there are minimum weights in classes to even-out the performance.

No	Cls	Driver	Car details	ccs	Hometown
6	C	Alric Kitson	Toyota MR2 Mk3	1800	Scunthorpe
9	B	Alan Henderson	Toyota MR2 Mk2	2000	Stanley
12	A	David Rowe	Toyota MR2 Mk1	1600	Holsworthy
21	A	Ben Rowe	Toyota MR2 Mk1	1600	Holsworthy
22	B	Lee Bullock	Toyota MR2 Mk2	2000	Burton-On-Trent
25	B	Clive Morphett	Toyota MR2 Mk2	2000	Nottingham
26	B	David Henderson	Toyota MR2 Mk2	2000	Newcastle
28	B	Zac Chapman	Toyota MR2	2000	Wareham
30	B	Rob Horsfield	Toyota MR2 Mk2	2000	Salisbury
38	B	David Bryant	Toyota MR2 Mk2	2000	Northampton
38	C	Colin Halls	Swift SC FF	1800	Haverhill
40	B	Andrew Barron	Toyota MR2 Mk2	1998	Kenilworth
43	B	John Thomber	Toyota MR2 Mk2	2000	Harrogate
51	B	Peter Lewis	Toyota MR2 Mk2	2000	Bedford
58	B	Steve Lumley	Toyota MR2 Mk2	2000	Bury St. Edmunds
64	B	Matthew Marsh	Toyota MR2 Mk2	2000	Northampton
66	B	Peter Taylor	Toyota MR2 Mk2	1998	Dorking
67	B	Simon Aris	Toyota MR2	1998	Lowestoft
73	B	Mark Jessop	Toyota MR2 Mk2	2000	Market Rasen
76	C	Patrick Mortell	Toyota MR2 Roadster	2000	Kenilworth
77	B	John Wilson	Toyota MR2 Mk2	2000	Worcester
78	C	Rowland Woolley	Toyota MR2 Mk2	2000	Lutterworth
79	A	Jonathan Grimes	Toyota MR2 Mk1	1600	Ascot
95	B	Anthony Day	Toyota MR2 Mk2	2000	Thame

750 Motor Club MR2 Championship 2009

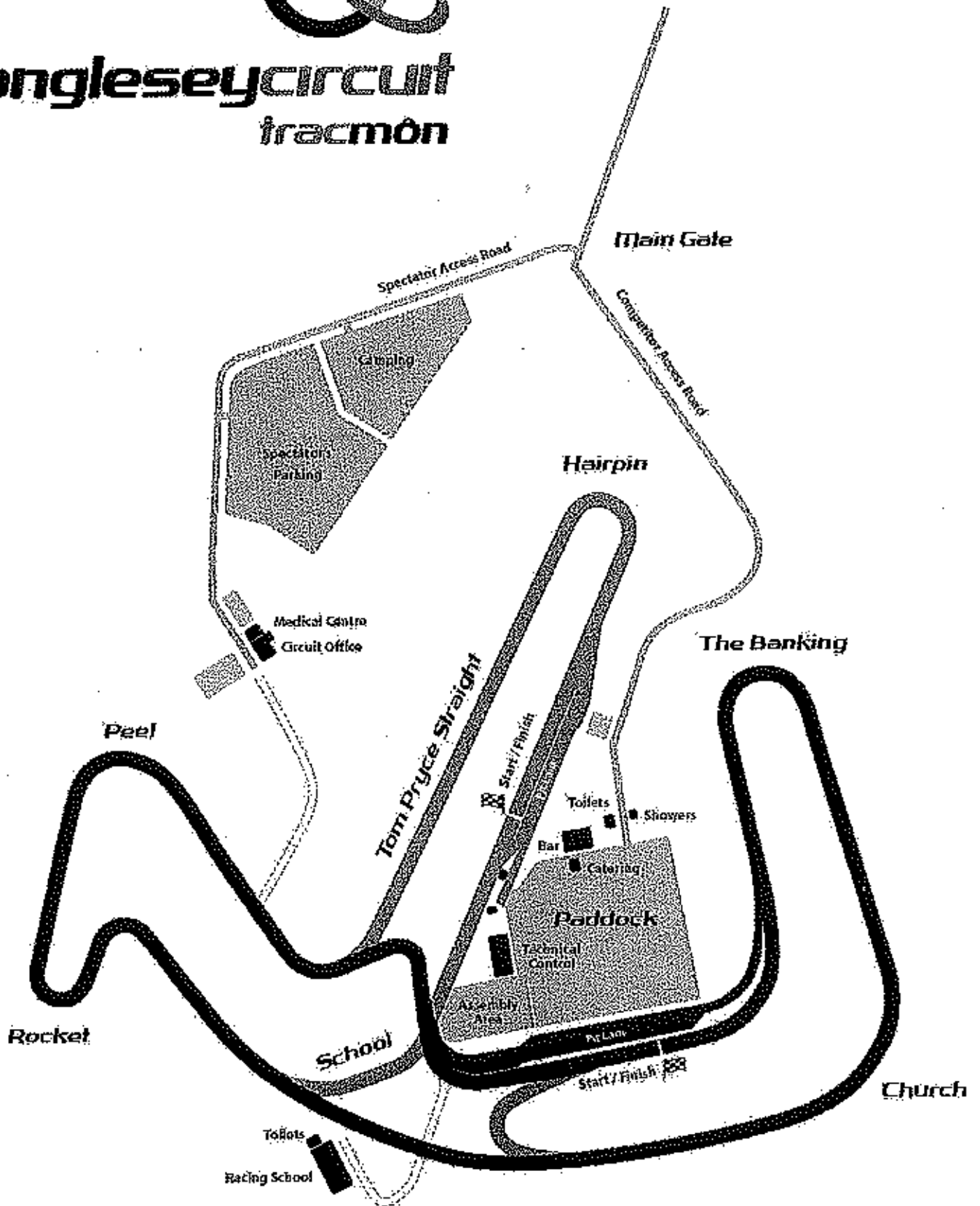
1st	83	B	Mark Jessop	4th	51	C	Alric Kitson
2nd	66	B	Zac Chapman	5th	51	C	Rowland Woolley
3rd	52	B	Andrej Bgatov	6th	49	B	Alan Henderson





anglesey circuit

tracmôn





Provisional Qualifying Times - P1
AB Performance RGB Championship

Pl	No	Cl	Name	Car	Laps	Time onLap	Behind	MPH
1	3	BEB	John CUTMORE	Spide GTR	10	1:26.69	10	64.32
2	96	BEC	Tim GRAY	AB Performance Sinker	10	1:26.28	10	64.07
3	9	BEA	Steve ROBINSON	Genesis RR	10	1:26.02	0	64.43
4	1	BEA	Derek JONES	BDN S3	10	1:26.57	10	64.46
5	4	BEC	Alastair BOLLTON	Stuart Taylor Phoenix	10	1:27.31	7	63.91
6	65	BEB	Duncan MARSHALL	STW Phoenix	10	1:28.05	10	63.27
7	63	BEC	Colin CHURMAN	Fisher Fury	10	1:28.35	10	63.13
8	28	BEC	Matthew GREEN	Fisher Fury	10	1:28.79	9	62.84
9	26	BEC	Andrew GRANT	Fisher Fury 04	10	1:29.04	10	62.67
10	21	BEC	Autumn GREENWAY	Fisher Fury Frodo	10	1:29.27	10	62.51
11	30	BEA	Robert SPENCER	Stuart Taylor	5	1:29.55	5	62.45
12	2	BEA	Paul ROGERS	Centaur Dura	10	1:29.44	10	62.25
13	17	BEC	Henry GARR	Fisher Fury	10	1:29.50	8	62.41
14	88	BEC	Richard WISE	Row Sinker 2007	10	1:30.02	10	61.95
15	35	BEB	Tim HOWARD	Fisher Fury	10	1:30.51	3	61.79
16	11	BEA	Doug CARTER	Genesis Evo	10	1:30.58	10	61.80
17	68	BEB	Adrian MCONE	Genesis Evo	10	1:30.91	8	61.35
18	27	BEB	Robert GRANT	Row Sinker	9	1:31.52	9	60.97
19	14	BEA	David WALLE	BDN S2	9	1:34.52	9	59.04
20	49	BEB	Tony GAULT	Wolfe ZXR	9	1:35.05	8	58.71
21	42	BEB	Paul RICKERS	Phoenix	9	1:35.51	8	58.42
22	31	BEA	Andrew CUNNINGHAM	Sylvia Rut	9	1:38.80	9	57.64
23	32	BEA	Bob MORTIMER	Fisher Fury	9	1:38.88	9	57.60
24	77	BEC	Phil ALCOCK	Pulver Blade	9	1:37.45	8	57.25
25	44	BEB	Judith DENNISLEY	Fisher Fury	9	1:39.00	9	56.35
26	64	BEC	Tony CARPENTER	Stuart Taylor Phoenix	5	1:40.09	5	55.75

Not Seen
29 BEC James UNDSLEY

Stuart Taylor Phoenix

Weather / Track: Overcast / Wet
Start Time: 10:03
Agility Coach: Aggrey Coastal
06 Jun 09 10:30
Clerk of Course: Ian Dym
Time Issued: 10:36
Chief Timekeeper: Terry Stevens

THESE RESULTS REMAIN PROVISIONAL FOR A MINIMUM OF 30 MINUTES FROM THE TIME OF ISSUE
RESULTS PRODUCE ON HS Sports Timing and Results Systems. Results online at www.750mc.co.uk



2nd Best Qualifying Times
AB Performance RGB Championship

Pos	No	Cl	Name	Car	Time	
1	3	BEB	John CUTMORE	Spide GTR	1:26.40	
2	96	BEC	Tim GRAY	AB Performance Sinker	1:26.58	
3	1	BEA	Derek JONES	BDN S3	1:26.86	
4	9	BEA	Steve ROBINSON	Genesis RR	1:28.86	
5	4	BEC	Alastair BOLLTON	Stuart Taylor Phoenix	1:28.90	
6	65	BEB	Duncan MARSHALL	STW Phoenix	1:28.46	
7	63	BEC	Colin CHURMAN	Fisher Fury	1:28.11	
8	28	BEC	Matthew GREEN	Fisher Fury 04	1:29.07	
9	26	BEC	Andrew GRANT	Fisher Fury Frodo	1:29.63	
10	30	BEA	Robert SPENCER	Stuart Taylor	1:29.78	
11	2	BEA	Paul ROGERS	Centaur Dura	1:29.83	
12	17	BEC	Henry GARR	Fisher Fury	1:29.82	
13	88	BEC	Richard WISE	Row Sinker 2007	1:29.82	
14	35	BEB	Tim HOWARD	Fisher Fury	1:29.85	
15	11	BEA	Doug CARTER	Genesis Evo	1:29.85	
16	27	BEB	Robert GRANT	Fisher Fury	1:29.84	
17	68	BEB	Adrian MCONE	Genesis Evo	1:29.57	
18	28	BEC	Matthew GREEN	Fisher Fury	1:29.82	
19	14	BEA	David WALLE	BDN S2	1:32.93	
20	20	31	BEA	Andrew CUNNINGHAM	Sylvia Rut	1:32.00
21	49	BEB	Tony GAULT	Wolfe ZXR	1:32.82	
22	77	BEC	Phil ALCOCK	Pulver Blade	1:32.88	
23	32	BEA	Bob MORTIMER	Fisher Fury	1:32.83	
24	42	BEB	Paul RICKERS	Phoenix	1:32.83	
25	44	BEB	Judith DENNISLEY	Fisher Fury	1:32.89	
26	64	BEC	Tony CARPENTER	Stuart Taylor Phoenix	1:40.08	

Clerk of Course: Ian Dym
Time Issued: 10:36
Chief Timekeeper: [Signature]
06 Jun 09 10:30

THESE RESULTS REMAIN PROVISIONAL FOR A MINIMUM OF 30 MINUTES FROM THE TIME OF ISSUE



Provisional Qualifying Times - P2 - Session A
 Demon Tweeks / Yokohama Stock Hatch
 Championship

Pl	No	Cl	Name	Car	Laps	Time on Lap	Behind	MPH
1	1	SH	Ryan BENJLEY	Citroen Saxo VTR	10	1:28.33	7	63.17
2	50	SH	Andrew THIBBS	Citroen Saxo VTR	10	1:30.52	10	63.04
3	26	SH	John FARINDON	Citroen Saxo VTR	10	1:29.91	10	62.76
4	5	SH	Simon HURT	Citroen Saxo VTR	10	1:29.16	9	62.56
5	7	SH	Terry DROUGHTON	Citroen Saxo VTR	10	1:29.43	9	62.40
6	55	SH	Andrew FOLEY	Citroen Saxo VTR	10	1:30.09	9	61.94
7	8	SH	Carl SWAN	Peugeot 106	10	1:30.34	9	61.77
8	40	SH	Amy EAGHER	Citroen Saxo VTR	10	1:30.70	9	61.52
9	101	SH	Robbie BORN	Citroen Saxo VTR	9	1:31.22	8	61.17
10	18	SH	Joe McILLAIN	Citroen Saxo VTR	10	1:31.31	8	61.11
11	41	SH	Marlin WARD	Citroen Saxo VTR	10	1:31.35	8	60.95
12	14	SHB	Mark ROZIER	Peugeot 205 GTI	10	1:31.69	8	60.86
13	57	SH	Andrew TSANG	Peugeot 106 XSI	10	1:31.77	8	60.80
14	60	SH	Alan HASSELL	Citroen Saxo VTR	10	1:31.87	8	60.74
15	72	SHB	Jonathan WOOLLEY	Ford Fiesta XR3i	10	1:31.92	9	60.70
16	41	SHB	Ian GLADWIN	Peugeot 205 GTI	10	1:32.19	8	60.52
17	58	SH	Michael CAMBER	Citroen Saxo VTR	9	1:33.20	8	59.87
18	46	SH	Liam SARGENT	Peugeot 106 XSI	8	1:33.26	8	59.84
19	64	SHB	Geoff PENNINGTON	Suzuki Swift	9	1:33.27	8	59.83
20	71	SHB	Pip HAMMOND	Vauxhall Nova GTE	10	1:33.40	9	59.74
21	37	SHB	Kath MORGAN	Suzuki Swift GTI	9	1:35.18	8	58.63
22	35	SH	Jack A.C. AIRD	Peugeot 106 XSI	8	1:35.21	8	58.61
23	56	SHB	Roxy COOPER	Ford Fiesta XR3i	8	1:35.65	8	58.34
24	52	SH	John BUDGEON	Peugeot 106 XSI	9	1:36.26	4	57.97
25	24	SHB	Nick TEARLE	Ford Fiesta XR3i	9	1:38.88	5	56.43

* Compulsary Drivers Briefing 2.00

Security Briefing 2.00



Provisional Qualifying Times - P3 - Session B
 Demon Tweeks / Yokohama Stock Hatch
 Championship

Pl	No	Cl	Name	Car	Laps	Time on Lap	Behind	MPH
1	66	SH	Josh COOK	Citroen Saxo VTR	5	1:29.57	4	62.30
2	2	SH	Jeff McPHERHILL	Peugeot 106 Rallye	5	1:30.09	3	62.15
3	69	SH	Craig VABNEY	Citroen Saxo VTR	5	1:31.75	4	62.32
4	5	SH	Wayne HARRIS	Citroen Saxo VTR	4	1:31.86	3	62.34
5	12	SH	Shawn HADGEN	Citroen Saxo VTR	5	1:31.97	4	62.74
6	19	SH	Matthew FOLEY	Citroen Saxo VTR	5	1:31.98	4	62.74
7	3	SH	James MANSFIELD	Citroen Saxo VTR	4	1:31.98	4	62.74
8	76	SH	Garth WRIGHT	Peugeot 106 XSI	5	1:32.89	4	61.01
9	92	SH	Andrew THORPE	Peugeot 106 XSI	4	1:33.28	3	60.83
10	27	SH	Nick CARTER	Citroen Saxo VTR	4	1:33.38	3	60.75
11	31	SHB	Darren BARDEN	Peugeot 205 GTI	4	1:33.59	3	60.62
12	59	SHB	Paul GARDNER	Peugeot 205 GTI	3	1:33.83	3	60.47
13	64	SH	Mike WEBB	Citroen Saxo VTR	4	1:34.02	3	60.35
14	20	SHB	Derek ROZIER	Ford Fiesta XR3i	4	1:34.26	3	60.30
15	47	SH	Wai SARGENT	Peugeot 106 XSI	4	1:34.94	3	60.77
16	95	SH	Jay FERGUSON	Citroen Saxo VTR	4	1:35.02	3	60.72
17	68	SHB	Edward COOPER	Vauxhall Nova GSI	4	1:35.75	2	60.28
18	32	SHB	Mark TOWNSEND	Vauxhall Nova GSI	4	1:35.76	3	60.27
19	13	SHB	Tim MIZEN	Ford Fiesta XR3i	4	1:36.61	3	57.76
20	82	SH	Theo GREGORY	Citroen Saxo VTR	4	1:40.30	3	54.83
21	79	SHB	Bill PARRERA	Citroen AX GTI	2	1:42.62	3	54.48
22	81	SHB	Liam SELBY	Ford Fiesta XR3i	4	1:42.52	3	54.43

Note: Some Track corrections declared different between sessions. No 32 - no transponder

Weather / Track:
 Start Time: 16:30
 Angleysey Coastal
 Clerk of Course:
 Time Issued: 14.02
 Chief Timekeeper: Terry Staveens
 06 Jun 09 16:46
 THESE RESULTS BEING PROVIDED FOR A PERIOD OF 30 MINUTES FROM THE TIME OF ISSUE AND UNTIL ALL LOCAL AND TECHNICAL MATTERS HAVE BEEN SETTLED
 Results produced on HS Sports Timing and Results Systems, Results online at www.750MC.co.uk

Weather / Track:
 Start Time: 16:46
 Angleysey Coastal
 Clerk of Course:
 Time Issued: 12.02
 Chief Timekeeper: Terry Staveens
 06 Jun 09 11:34
 THESE RESULTS BEING PROVIDED FOR A PERIOD OF 30 MINUTES FROM THE TIME OF ISSUE AND UNTIL ALL LOCAL AND TECHNICAL MATTERS HAVE BEEN SETTLED
 Results produced on HS Sports Timing and Results Systems, Results online at www.750MC.co.uk



Provisional Qualifying Times - P4
750MC Golf GTI Championship

Pl	No	Cl	Name	Car	Laps	Time on Lap	Behind	MPH	
1	65	VW2	Lubo SCHLEWITZ	VW Golf GTI MK2	8	1:27.28	0	63.55	
2	3	VW2	John KANTOSLEY	VW Golf GTI MK2	8	1:27.81	0	63.55	
3	31	VW2	NICK PORTER	VW Golf GTI MK2	8	1:28.80	4	62.84	
4	53	VW2	Andy KNOWLTON	VW Golf GTI MK2	8	1:29.88	1.11	62.70	
5	27	VW1	Guy STEVENS	VW Golf GTI MK2	8	1:29.44	8	2.16	62.89
6	2	VW1	Craig ROBERTS	VW Golf GTI MK2	0	1:29.60	7	2.32	62.28
7	85	VW1	James BARK	VW Golf GTI MK2	8	1:29.65	8	2.37	62.24
8	34	VW2	Charles GODFREY	VW Golf GTI MK2	9	1:29.96	8	2.68	62.03
9	51	VW2	Simon HILL	VW Golf GTI MK2	8	1:30.11	4	2.83	61.92
10	61	VW2	John HILLON	VW Golf GTI MK2	8	1:30.81	7	3.52	61.45
11	30	VW2	Andy STEVENS	VW Golf GTI MK2	8	1:31.14	4	3.85	61.22
12	4	VW1	Luba WALES	VW Golf GTI MK2	7	1:31.23	6	3.95	61.16
13	35	VW1	James BUTCHER	VW Golf GTI MK2	8	1:31.52	4	4.24	60.97
14	32	VW1	Daniel ABBOTT	VW Golf GTI MK2	7	1:31.77	4	4.49	60.80
15	89	VW1	Sabastian PALMER	VW Golf GTI MK2	8	1:32.06	7	4.78	60.61
16	23	VW2	John JOHNSON	VW Golf GTI MK2	6	1:32.22	7	5.94	59.88
17	62	VW1	Andy HOLLEY	VW Golf GTI MK2	8	1:32.22	7	5.94	59.88
18	93	VW2	Mark REYNOLDS	VW Golf GTI MK2	8	1:33.22	8	5.94	59.88
19	28	VW2	James COLBOURNE	VW Golf GTI MK2	7	1:33.50	6	6.22	59.69
20	36	VW1	Matthew WELLS	VW Golf GTI MK2	8	1:35.09	4	7.81	58.69
21	29	VW2	Alistair SEDWELL	VW Golf GTI MK2	7	1:35.27	7	7.99	58.57
22	58	VW2	Frank ARTHUR	VW Golf GTI MK2	7	1:35.95	7	8.67	57.61
23	42	VW1	Dawn BOYD	VW Golf GTI MK2	7	1:37.27	7	9.99	57.37
24	60	VW1	Peter HAYNES	VW Golf GTI MK2	7	1:38.11	7	10.83	56.27
25	25	VW2	Andrew WARREN	VW Golf GTI MK2	7	1:38.58	7	11.30	56.40
26	78	VW2	Tony MARLOW	VW Golf GTI MK2	7	1:38.80	5	11.52	56.29
27	26	VW1	Anthony THEAKER	VW Golf GTI MK2	2	1:40.01	2	12.73	55.79

Qualified out of session for Race 2

Exclusions:

- 89 SH Geoff BLUFF
 Not Seen
 72 VW1 Kevin SLOWER
 66 VW2 Darren BEDFORD
 No 51 - No Voucher

Weather: Track
 Start Time: 11:35
 Anglesey Coastal
 Clerk of Course: [Signature]
 Time Issued: 12:15
 Chief Timekeeper: Terry Stevens
 08 Jun 08 12:05

THESE RESULTS REMAIN PROVISIONAL FOR A MINIMUM OF 30 MINUTES FROM THE TIME OF ISSUE
 THESE RESULTS REMAIN PROVISIONAL FOR A MINIMUM OF 30 MINUTES FROM THE TIME OF ISSUE



2nd Best Qualifying Times
750MC Golf GTI Championship

Pos	No	Cl	Name	Car	Time
1	65	VW2	Lubo SCHLEWITZ	VW Golf GTI MK2	1:28.28
2	3	VW2	John KANTOSLEY	VW Golf GTI MK2	1:28.81
3	31	VW2	NICK PORTER	VW Golf GTI MK2	1:29.81
4	27	VW1	Guy STEVENS	VW Golf GTI MK2	1:29.88
5	53	VW2	Andy KNOWLTON	VW Golf GTI MK2	1:29.88
6	51	VW2	Simon HILL	VW Golf GTI MK2	1:29.12
7	85	VW1	James BARK	VW Golf GTI MK2	1:29.14
8	34	VW2	Charles GODFREY	VW Golf GTI MK2	1:29.14
9	2	VW1	Craig ROBERTS	VW Golf GTI MK2	1:29.28
10	61	VW2	John HILLON	VW Golf GTI MK2	1:29.81
11	4	VW1	Luba WALES	VW Golf GTI MK2	1:29.90
12	35	VW1	James BUTCHER	VW Golf GTI MK2	1:31.32
13	32	VW1	Daniel ABBOTT	VW Golf GTI MK2	1:31.76
14	32	VW1	Daniel ABBOTT	VW Golf GTI MK2	1:32.06
15	82	VW1	Andy HOLLEY	VW Golf GTI MK2	1:32.06
16	89	VW1	Sabastian PALMER	VW Golf GTI MK2	1:33.23
17	93	VW2	Mark REYNOLDS	VW Golf GTI MK2	1:33.23
18	28	VW2	James COLBOURNE	VW Golf GTI MK2	1:33.41
19	36	VW1	Matthew WELLS	VW Golf GTI MK2	1:34.30
20	29	VW2	Alistair SEDWELL	VW Golf GTI MK2	1:35.45
21	42	VW1	Dawn BOYD	VW Golf GTI MK2	1:35.95
22	29	VW2	Alistair SEDWELL	VW Golf GTI MK2	1:36.44
23	58	VW2	Frank ARTHUR	VW Golf GTI MK2	1:36.69
24	25	VW2	Andrew WARREN	VW Golf GTI MK2	1:38.89
25	50	VW1	Peter HAYNES	VW Golf GTI MK2	1:38.20
26	78	VW2	Tony MARLOW	VW Golf GTI MK2	1:40.21
27	26	VW1	Anthony THEAKER	VW Golf GTI MK2	1:45.46

Clerk of Course: [Signature]
 Time Issued: 12:10
 Chief Timekeeper: [Signature]
 06 Jun 09 12:05

THESE RESULTS REMAIN PROVISIONAL FOR A MINIMUM OF 30 MINUTES FROM THE TIME OF ISSUE



Provisional Qualifying Times - P6

750MC Formula 4 Championship

Pl	No	Cl	Name	Car	Laps	Time on Lap	Behind	MPH
1	15	F4A	Andrew MINNETT	Van Diemen	10	1:17.26	8	72.22
2	7	F4A	Chris HODGEN	Van Diemen RF09	10	1:19.05	10	70.59
3	43	F4A	Chris HOLMES	Van Diemen	10	1:19.56	5	70.14
4	88	F4A	David MARSHALL	Van Dieman RF00	10	1:19.85	8	69.88
5	4	F4A	Malcolm SCOTT	Van Diemen RF00	9	1:20.09	6	69.67
6	12	F4A	Bryn TOOTELL	Van Diemen RF06	10	1:20.15	7	69.62
7	3	F4A	Jonathan WESTON-TAYLOR	Mygale US 2000	9	1:20.29	6	69.50
8	26	F4A	Edward HEINZELMANN	Tatuus 98	9	1:20.97	8	68.91
9	38	F4B	Collin HALLS	Swift SC FF	10	1:21.08	10	68.82
10	77	F4A	Robble WATTS	Van Dieman RF97	9	1:21.45	6	68.51
11	99	F4B	Charles ADRIAN	Van Diemen RF93	9	1:23.75	9	66.63
12	83	F4C	Paul PRESGRAVES	Van Diemen RF98	9	1:25.47	8	65.29
13	6	F4A	Jennifer SCOTT	Van Diemen RF99	8	1:27.28	3	10.02
14	34	F4A	Paul YOUNG	Revelation	9	1:28.49	6	11.23
15	22	F4A	James SIMONS	Mygale SJ99	8	1:29.49	8	12.23
16	32	F4A	Paul COX	Revelation 750	8	1:31.80	8	14.54
17	66	F4A	Will THOMPSON	Revelation 2009	8	1:33.85	5	16.59
18	33	F4A	Michael FRYATT	Revelation 2009	4	1:43.53	4	26.27

Weather / Track: Overcast / Wet

Start Time : 12:11

Anglesey Coastal

06 Jun 09 12:26

Clerk of Course : <i>n. tan</i>	Time Issued : <i>11:30</i>	Chief Timekeeper : Terry Stevens <i>[Signature]</i>
------------------------------------	-------------------------------	--

THESE RESULTS REMAIN PROVISIONAL FOR A MINIMUM OF 30 MINUTES FROM THE TIME OF ISSUE AND UNTIL ALL JUDICIAL AND TECHNICAL MATTERS HAVE BEEN SETTLED.

Results produced on HS Sports Timing and Results Systems. Results online at www.750MC.co.uk



Provisional Qualifying Times - P7
Demon Tweeks / Yokohama Locost Championship

Pl	No	Cl	Name	Car	Laps	Time on Lap	Behind	MPH
1	4	LC	Scott MITCHELL	Locost	3	1:32.34	0	60.43
2	8	LCB	Mark CHERINGTON	Locost	5	1:33.05	0.71	59.97
3	43	LC	Simon WOOD	Locost	6	1:33.29	0.94	59.81
4	30	LCT	Rhys OWEN	Locost	6	1:33.55	1.21	59.65
5	3	LC	Alasdair GARRATT	Locost	5	1:33.77	1.43	59.51
6	48	LC	Tom COLLIER	Locost	8	1:33.79	1.45	59.49
7	6	LC	Rhys OWEN	Locost	8	1:33.86	1.52	59.45
8	34	LC	Sam BROUOH	Locost	9	1:33.88	1.54	59.44
9	27	LC	Alex VON EHEHEM	Locost	4	1:34.04	1.70	59.34
10	1	LC	David BARTHOLOMEW	Locost	8	1:34.20	1.86	59.24
11	74	LC	Campbell CASSIDY	Locost	8	1:34.96	2.62	58.76
12	28	LC	David BLACK	Locost	6	1:34.97	2.63	58.76
13	47	LC	Robert FALLIN	Locost	8	1:35.08	2.74	58.69
14	46	LCT	Nicholas MORLEY	Locost	8	1:35.42	3.07	58.48
15	39	LC	Steve EVANS	Locost	8	1:35.41	3.07	58.48
16	57	LCT	Nick LEAR	Locost	8	1:35.57	3.23	58.29
17	53	LC	Mark GOOLE	Locost	8	1:35.80	3.46	58.25
18	77	LC	James PINNERTON	Locost	8	1:36.00	3.68	58.13
19	52	LC	Matthew GILMOUR	Locost	8	1:36.03	3.71	58.09
20	87	LC	Daniel SIBBONS	Locost	8	1:36.99	4.61	57.96
21	12	LCT	Richard ROTHNEY	Locost	8	1:37.23	4.89	57.79
22	54	LC	David MORROW	Locost	8	1:37.27	4.93	57.77
23	38	LC	Samuel GILL	Locost	8	1:37.38	5.04	57.71
24	60	LCT	Richard BROCKLEY	Locost	8	1:37.71	5.39	57.50
25	15	LC	Jason GIBBONS	Locost	8	1:37.99	5.68	58.84
26	42	LC	Simon IRONSIDE	Locost	7	1:38.12	5.78	58.87
27	25	LC	Richard DIXON	Locost	8	1:38.72	6.38	58.52
28	71	LC	Victoria PICKLES	Locost	4	1:42.02	8.68	54.70
29	91	LC	Max LEES	Locost	7	1:42.09	8.75	54.65
30	83	LC	Craig TURNER	Locost	1	1:58.31	24.97	47.16

Pos	No	Cl	Name	Car	Time
1	4	LCB	Mark CHERINGTON	Locost	1:33.05
2	4	LC	Scott MITCHELL	Locost	1:33.45
3	43	LC	Simon WOOD	Locost	1:33.48
4	3	LC	Alasdair GARRATT	Locost	1:33.84
5	48	LC	Tom COLLIER	Locost	1:34.02
6	30	LCT	Rhys OWEN	Locost	1:34.04
7	34	LC	Sam BROUOH	Locost	1:34.23
8	27	LC	Alex VON EHEHEM	Locost	1:34.25
9	1	LC	David BARTHOLOMEW	Locost	1:34.26
10	28	LC	David BLACK	Locost	1:34.26
11	46	LCT	Nicholas MORLEY	Locost	1:35.06
12	27	LC	Alex VON EHEHEM	Locost	1:35.45
13	74	LC	Campbell CASSIDY	Locost	1:35.47
14	53	LC	Mark GOOLE	Locost	1:35.80
15	39	LC	Steve EVANS	Locost	1:35.81
16	57	LCT	Nick LEAR	Locost	1:35.82
17	77	LC	James PINNERTON	Locost	1:36.00
18	47	LC	Robert FALLIN	Locost	1:36.24
19	52	LC	Matthew GILMOUR	Locost	1:36.80
20	64	LC	David MORROW	Locost	1:37.23
21	54	LCT	Richard BROCKLEY	Locost	1:37.27
22	15	LC	Jason GIBBONS	Locost	1:37.60
23	87	LC	Daniel SIBBONS	Locost	1:37.99
24	38	LC	Samuel GILL	Locost	1:38.12
25	15	LC	Jason GIBBONS	Locost	1:38.86
26	42	LC	Simon IRONSIDE	Locost	1:38.95
27	25	LC	Richard DIXON	Locost	1:39.05
28	71	LC	Victoria PICKLES	Locost	1:42.05
29	91	LC	Max LEES	Locost	1:42.09
30	83	LC	Craig TURNER	Locost	1:44.39



2nd Best Qualifying Times
Demon Tweeks / Yokohama Locost Championship

Weather / Track: Raining / Wet
Start Time: 12:29
Chief of Course: [Signature]
Time Issued: 12:52
Chief Timekeeper: Terry Stevens
08 Jun 09 12:44

Chief of Course: [Signature]
Time Issued: 12:56
Chief Timekeeper: [Signature]
08 Jun 09 12:47

* Compulsory Buethies - 2.00 - Schumsteleiss Bay *

THESE RESULTS REMAIN PROVISIONAL FOR A MINIMUM OF 30 MINUTES FROM THE TIME OF ISSUE

THESE RESULTS REMAIN PROVISIONAL FOR A MINIMUM OF 30 MINUTES FROM THE TIME OF ISSUE



Provisional Qualifying Times - P8
750MC Formula Vee Championship

Pl	No	Cl	Name	Car	Laps	Time on Lap	Behind	MPH
1	3	FV	JOHN HUGHES	Shamba MKS	9	1:28.70	3	63.69
2	33	FV	JOHN OLIVERA	GAC 002	8	1:28.88	7	62.96
3	1	FV	PAUL HANDS	Demolitor 01	6	1:29.30	8	62.48
4	2	FV	PAUL SMITH	Shamba MKS	9	1:30.58	4	61.50
5	48	FV	JAKE OLIVERA	GAC 2007	5	1:30.81	4	61.45
6	21	FV	DELAN MCDONNELL	GAC	8	1:31.00	5	61.32
7	7	FV	MARTIN FARMER	AHS Challenger	8	1:31.04	8	61.29
8	63	FV	DAVE MOOKIN	Spyder MK2	8	1:31.87	8	60.74
9	8	FV	PETER BELUSEY	Shamba MKS	8	1:31.89	8	60.72
10	68	FVB	ROBERT COULBURN	Shamba MKS	8	1:32.18	5	60.39
11	12	FV	PAUL TAYLOR	GAC 2008	7	1:32.18	5	60.38
12	87	FV	JAMIE ANDERSON	AHS Challenger	7	1:32.18	7	60.38
13	20	FV	STEVE OUGH	Shamba MKS	8	1:32.78	4	60.08
14	31	FV	TIM PROBERT	Shamba MKS	8	1:32.84	6	59.88
15	32	FVB	ALAN ROBINSON	Loonstone	8	1:32.84	6	59.88
16	85	FV	TONY DOWNSON	Shamba MKS	8	1:32.84	6	59.88
17	47	FV	SIMON NORRIS	AHS Challenger	7	1:32.84	6	59.88
18	48	FV	RICHARD HONICK	AHS Challenger	9	1:32.84	7	59.88
19	82	FV	TONY MITCHELL	Riv	8	1:32.84	7	59.88
20	22	FV	PETER ANDREWS	Shamba MK2	8	1:32.84	7	59.88
21	28	FV	CHRY WILSHIER	Shamba MK2	8	1:32.84	7	59.88
Not Seen								
48 FVB RICHARD RINGROSE								
Shamba MKS								

Waypoint / Track: Rating / Wec:
 Start Time: 13:48
 Chief of Course: Time Based: Angovey/Carroll
 Chief Timekeeper: Terry Slovina
 08 Jun 09 13:48
 THESE RESULTS REMAIN PROVISIONAL FOR A MINIMUM OF 30 MINUTES FROM THE TIME OF ISSUE

Results produced on HS Sports Timing and Results Systems. Results online at www.750MC.ca/life



2nd Best Qualifying Times
750MC Formula Vee Championship

Pos	No	Cl	Name	Car	Time
1	3	FV	JOHN HUGHES	Shamba MKS	1:28.70
2	33	FV	JOHN OLIVERA	GAC 001	1:28.88
3	1	FV	PAUL HANDS	Demolitor 01	1:30.72
4	2	FV	PAUL SMITH	Shamba MKS	1:30.58
5	48	FV	JAKE OLIVERA	GAC	1:30.81
6	21	FV	DELAN MCDONNELL	GAC	1:31.00
7	7	FV	MARTIN FARMER	AHS Challenger	1:31.04
8	63	FV	DAVE MOOKIN	Spyder MK2	1:31.86
9	8	FV	PETER BELUSEY	AHS Challenger	1:31.89
10	68	FVB	ROBERT COULBURN	Shamba MKS	1:32.18
11	12	FV	PAUL TAYLOR	GAC	1:32.18
12	10	FV	STEVE OUGH	AHS Challenger	1:32.78
13	13	FV	JERRY ANDERSON	GAC 001	1:32.84
14	47	FV	ALAN ROBINSON	Loonstone	1:32.84
15	32	FVB	TONY DOWNSON	Shamba MKS	1:32.84
16	43	FV	TONY DOWNSON	Shamba MKS	1:32.84
17	47	FV	TIM PROBERT	Shamba MKS	1:32.84
18	11	FV	SIMON NORRIS	AHS Challenger	1:32.84
19	48	FV	RICHARD HONICK	AHS Challenger	1:32.84
20	22	FV	TONY MITCHELL	Riv	1:32.84
21	28	FV	PETER ANDREWS	Shamba MK2	1:32.84

Chief of Course: Time Based:
 Chief Timekeeper:
 08 Jun 09 13:48
 THESE RESULTS REMAIN PROVISIONAL FOR A MINIMUM OF 30 MINUTES FROM THE TIME OF ISSUE



Provisional Qualifying Times - P9
Premier Choice Group 750 Formula Championship

P9	No	CI	Name	Car	Laps	Time on Lap	Behind	MPH
1	55	F7	Roger ROWE	Centaur Mk20	8	1:28.58	0	62.59
2	11	F7	Paul MORRIS	Devil 92J	8	1:30.95	2.38	61.32
3	71	F7	Max SHEPPARD	Sheppard MS750V1	8	1:31.00	2.42	61.32
4	1	F7	Peter BOVE	ADR 750F	8	1:32.17	3.59	60.54
5	10	F7	Chris GOUGH	CCR2 Evo	8	1:32.46	3.88	60.35
6	6	F7	Mark KEMP	Devil MK6	8	1:33.42	4.84	59.72
7	12	F7	Bill RUTTER	Devil MK5B	8	1:34.25	5.67	59.00
8	7	F7	Rod HILL	Mythic T421	8	1:35.38	6.78	58.52
9	2	F7	Dave ROBSON	SDA083	8	1:35.40	6.82	58.49
10	8	F7	Ian ALLEN	ADR 75	8	1:36.21	7.63	58.00
11	89	F7B	Colin WOLSTENHOLME	Devil MK5	8	1:38.43	10.85	56.12
12	22	F7B	Andrew BOOTH	Centaur Mk16	7	1:42.43	14.85	53.95
13	17	F7B	Andrew LAKE	Devil 91D	7	1:48.15	20.57	51.00
Exclusions								
29	BEG		James LINDSLEY	Shunt Taylor Phoenix	Qualified out of session for races 1 & 10			
Not-Start								
57	F7B		David WATTS	Centaur Mk16				
9	F7		WILL JONKSTON JUNR	Centaur Mk16				
98	F7		James CALVER	Marrow MK1				

Weather / Track: Raining / Wet
Start Time: 13:08
Anglosey Circuit
08 Jun 09 13:39

Chief of Course: [Signature] Time Issued: 13:43
Chief Timekeeper: Terry Stevens

THESE RESULTS REMAIN PROVISIONAL, FOR A MINIMUM OF 30 MINUTES FROM THE TIME OF ISSUE AND UNTIL ALL JUDGES AND TECHNICIANS HAVE BEEN NOTIFIED.
Results produced on HS Sports Timing and Results Systems. Results online at www.750MC.co.uk



2nd Best Qualifying Times
Premier Choice Group 750 Formula Championship

P9s	No	CI	Name	Car	Time
1	55	F7	Roger ROWE	Centaur Mk20	1:28.54
2	11	F7	Paul MORRIS	Devil 92J	1:32.12
3	1	F7	Peter BOVE	ADR 750F	1:32.26
4	71	F7	Max SHEPPARD	Sheppard MS750V1	1:32.06
5	10	F7	Chris GOUGH	CCR2 Evo	1:33.15
6	6	F7	Mark KEMP	Devil MK6	1:33.71
7	8	F7	Ian ALLEN	ADR 75	1:35.44
8	7	F7	Rod HILL	Mythic T421	1:35.47
9	12	F7	Bill RUTTER	Devil MK5B	1:35.49
10	2	F7	Dave ROBSON	SDA083	1:37.71
11	89	F7B	Colin WOLSTENHOLME	Devil MK5	1:38.78
12	22	F7B	Andrew BOOTH	Centaur Mk16	1:45.15
13	29	BEG	James LINDSLEY	Shunt Taylor Phoenix	1:45.01
14	17	F7B	Andrew LAKE	Devil 91D	1:51.05

Chief of Course: [Signature] Time Issued: 13:43
Chief Timekeeper: [Signature]

08 Jun 09 13:39

THESE RESULTS REMAIN PROVISIONAL, FOR A MINIMUM OF 30 MINUTES FROM THE TIME OF ISSUE



Provisional Qualifying Times - P10
Polleysport / Yokohama SAXMAX Championship



Pl	No	Cl	Name	Car	Laps	Time on Lap	Behind	MPH
1	88	SAX	Oliver WHITE	Citroen Saxo VTR	3	1:32.76	2	60.16
2	45	SAX	Josh WAKEFIELD	Citroen Saxo VTR	4	1:33.52	4	0.76 59.67
3	5	SAX	Patrick FLETCHER	Citroen Saxo VTR	4	1:34.35	4	1.59 59.14
4	21	SAX	Aaron TRIGWELL	Citroen Saxo VTR	4	1:34.59	4	1.83 58.99
5	33	SAX	Ryan RATCLIFFE	Citroen Saxo VTR	3	1:35.24	3	2.48 58.59
6	54	SAX	Anthony WHORTON-EALES	Citroen Saxo VTR	4	1:35.89	4	3.13 58.19
7	18	SAX	Jordan WILLSON	Citroen Saxo VTR	4	1:37.01	3	4.25 57.52
8	6	SAX	Anton SPIRES	Citroen Saxo VTR	4	1:37.20	3	4.44 57.41
9	22	SAX	Scott MOAKES	Citroen Saxo VTR	4	1:37.48	3	4.72 57.24
10	49	SAX	Zoe WENHAM	Citroen Saxo VTR	3	1:37.82	3	5.06 57.04
11	96	SAX	Shaun CLAY	Citroen Saxo VTR	3	1:38.56	2	5.80 56.62
12	50	SAX	Ryan JENKINSON	Citroen Saxo VTR	4	1:38.95	4	6.19 56.39
13	65	SAX	Josh DAVEY	Citroen Saxo VTR	3	1:39.02	3	6.26 56.35
14	23	SAX	Chris WARBURTON	Citroen Saxo VTR	3	1:39.34	1	6.58 56.17

Weather / Track:

Start Time : 13:25

Anglesey Coastal

06 Jun 09 13:44

Clerk of Course : 	Time Issued : 1346	Chief Timekeeper : Terry Stevens 
--	-----------------------	---

THESE RESULTS REMAIN PROVISIONAL FOR A MINIMUM OF 30 MINUTES FROM THE TIME OF ISSUE AND UNTIL ALL JUDICIAL AND TECHNICAL MATTERS HAVE BEEN SETTLED.

Results produced on HS Sports Timing and Results Systems. Results online at www.750MC.co.uk



Provisional Qualifying Times - P11
750MC MR2 Championship

Pl	No	Cl	Name	Car	Laps	Time on Lap	Behind	MPH	
1	23	MRB	Zac CHARLTON	Toyota MR2 MK2	11	1:21.67	0	88.32	
2	73	MRB	Karl JESSOP	Toyota MR2 MK2	11	1:22.14	0	87.93	
3	46	MRB	Anthony DAY	Toyota MR2 MK2	11	1:22.05	5	1:28	87.19
4	6	MRC	Ahle KRITSON	Toyota MR2 MK2	11	1:23.12	5	1:46	87.13
5	38	MRB	Steve LUMLEY	Toyota MR2 MK2	11	1:23.15	10	1:49	87.11
6	64	MRB	Paul TAYLOR	Toyota MR2 MK2	11	1:23.45	4	1:78	86.87
7	4	MRB	Alyn HENDERSON	Toyota MR2 MK2	11	1:23.51	9	1:24	86.82
8	41	MRB	Simon ARB	Toyota MR2 MK2	11	1:23.87	5	2:20	86.53
9	23	MRB	Clive WILSON	Toyota MR2 MK2	11	1:23.81	10	2:24	86.50
10	42	MRB	Clive HULLS	Toyota MR2 MK2	10	1:23.99	4	2:30	86.44
11	77	MRB	John WILSON	Toyota MR2 MK2	10	1:24.24	1	2:37	86.24
12	22	MRB	Lee BULLOCK	Toyota MR2 MK2	10	1:24.26	9	3:39	86.22
13	34	MRB	David BRYANT	Toyota MR2 MK2	11	1:24.51	9	2:44	85.85
14	40	MRB	Andrew BARBON	Toyota MR2 MK2	7	1:24.51	9	3:01	85.80
15	30	MRB	Rod HORSFIELD	Toyota MR2 MK2	10	1:24.55	0	3:03	85.83
16	64	MRB	Madhu MARSH	Toyota MR2 MK2	10	1:24.76	5	3:09	85.53
17	78	MRB	David HENDERSON	Toyota MR2 MK2	11	1:24.81	3	3:14	85.75
18	79	MRB	Richard MORTSELL	Toyota MR2 MK2	11	1:24.84	10	3:17	85.77
19	78	MRB	Richard MORTSELL	Toyota MR2 MK2	11	1:25.28	10	3:41	85.43
20	23	MRB	James CROSS	Toyota MR2 MK2	40	1:25.43	8	3:81	85.28
21	21	MRA	Ben ROWE	Toyota MR2 MK1	40	1:26.49	40	4:40	84.83
22	79	MRA	Jonathan GRIMES	Toyota MR2 MK1	20	1:26.57	8	8:30	83.90
23	72	MRA	David ROWE	Toyota MR2 MK1	10	1:26.90	10	7:28	82.77
24	51	MRB	Paul LEWIS	Toyota MR2 MK2	9	1:29.07	2	7:40	82.66
25	49	MRB	John THORNER	Toyota MR2 MK2	10	1:29.37	10	7:10	82.44

No. 23 - NO TRANSDUCER, No 78 - please use proper number.



2nd Best Qualifying Times
750MC MR2 Championship

Pos	No	Cl	Name	Car	Time
1	23	MRB	Zac CHARLTON	Toyota MR2 MK2	1:21.77
2	73	MRB	Karl JESSOP	Toyota MR2 MK2	1:22.42
3	46	MRB	Anthony DAY	Toyota MR2 MK2	1:22.05
4	6	MRC	Ahle KRITSON	Toyota MR2 MK2	1:23.25
5	38	MRB	Steve LUMLEY	Toyota MR2 MK2	1:23.45
6	4	MRB	Alyn HENDERSON	Toyota MR2 MK2	1:23.51
7	41	MRB	Simon ARB	Toyota MR2 MK2	1:23.87
8	23	MRB	Clive WILSON	Toyota MR2 MK2	1:23.81
9	42	MRB	Clive HULLS	Toyota MR2 MK2	1:23.99
10	77	MRB	John WILSON	Toyota MR2 MK2	1:24.40
11	22	MRB	Lee BULLOCK	Toyota MR2 MK2	1:24.40
12	34	MRB	David BRYANT	Toyota MR2 MK2	1:24.49
13	40	MRB	Andrew BARBON	Toyota MR2 MK2	1:24.55
14	30	MRB	Rod HORSFIELD	Toyota MR2 MK2	1:24.70
15	64	MRB	Madhu MARSH	Toyota MR2 MK2	1:24.81
16	78	MRB	David HENDERSON	Toyota MR2 MK2	1:24.84
17	79	MRB	Richard MORTSELL	Toyota MR2 MK2	1:24.88
18	23	MRB	James CROSS	Toyota MR2 MK2	1:25.43
19	21	MRA	Ben ROWE	Toyota MR2 MK1	1:26.49
20	79	MRA	Jonathan GRIMES	Toyota MR2 MK1	1:26.57
21	72	MRA	David ROWE	Toyota MR2 MK1	1:26.90
22	51	MRB	Paul LEWIS	Toyota MR2 MK2	1:29.07
23	49	MRB	John THORNER	Toyota MR2 MK2	1:29.37

Weather: Track Overcast / Dry / Winds
Start Time: 10:00
Audience Capacity
Chief Timekeeper: Terry Stevens
07 Jun 09 10:17
16.25

Results produced on H&S Sports Timing and Results System, Revulle online at www.750mc.co.uk

Chief of Course: _____ Time Issued: _____
Chief Timekeeper: _____
07 Jun 09 10:19

THESE RESULTS REMAIN PROVISIONAL FOR A MINIMUM OF 30 MINUTES FROM THE TIME OF ISSUE



Provisional Qualifying Times - P12
Polleysport / Yokohama SAXMAX Championship

Pl	No	Cl	Name	Car	Laps	Time on Lap	Behind	MPH
1	88	SAX	Oliver WHITE	Citroen Saxo VTR	10	1:24.98	4	65.66
2	5	SAX	Patrick FLETCHER	Citroen Saxo VTR	11	1:25.07	7	65.59
3	21	SAX	Aaron TRIGWELL	Citroen Saxo VTR	11	1:25.23	9	65.47
4	6	SAX	Anton SPIRES	Citroen Saxo VTR	10	1:25.43	10	65.32
5	23	SAX	Chris WARBURTON	Citroen Saxo VTR	10	1:25.50	8	65.26
6	49	SAX	Zoe WENHAM	Citroen Saxo VTR	10	1:25.82	10	65.02
7	96	SAX	Shaun CLAY	Citroen Saxo VTR	10	1:26.23	10	64.71
8	18	SAX	Jordan WILLSON	Citroen Saxo VTR	10	1:26.32	10	64.64
9	22	SAX	Scott MOAKES	Citroen Saxo VTR	10	1:26.39	8	64.59
10	45	SAX	Josh WAKEFIELD	Citroen Saxo VTR	10	1:26.51	10	64.50
11	33	SAX	Ryan RATCLIFFE	Citroen Saxo VTR	10	1:26.62	9	64.42
12	54	SAX	Anthony WHORTON-EALES	Citroen Saxo VTR	10	1:27.31	8	63.91
13	65	SAX	Josh DAVEY	Citroen Saxo VTR	10	1:28.86	8	62.80
14	50	SAX	Ryan JENKINSON	Citroen Saxo VTR	10	1:29.87	9	62.09

Weather / Track: Overcast / Dry

Start Time : 10:24

Anglesey Coastal

07 Jun 09 10:41

Clerk of Course : <i>NO. 12</i>	Time Issued : <i>10:45</i>	Chief Timekeeper : Terry Stevens
------------------------------------	-------------------------------	----------------------------------

THESE RESULTS REMAIN PROVISIONAL FOR A MINIMUM OF 30 MINUTES FROM THE TIME OF ISSUE AND UNTIL ALL JUDICIAL AND TECHNICAL MATTERS HAVE BEEN SETTLED.

Results produced on HS Sports Timing and Results Systems. Results online at www.750MC.co.uk

RACE GRID

AB Performance RGB Championship

Race 1

ROW 14		
ROW 13	64 01:40.090 Tony CARPENTER	44 01:39.000 Judith DERISLEY
ROW 12	77 01:37.460 Phil ALCOCK	32 01:36.880 Bob MORTIMER
ROW 11	31 01:36.800 Andrew CUNNINGHAM	42 01:36.510 Paul RICKERS
ROW 10	49 01:35.050 Tony GAUNT	14 01:34.520 David WALE
ROW 9	27 01:31.520 Robert GRANT	68 01:30.810 Adrian MOORE
ROW 8	11 01:30.580 Doug CARTER	50 01:30.310 Tim HOVERD
ROW 7	88 01:30.020 Richard WISE	17 01:29.500 Henry CARR
ROW 6	2 01:29.440 Paul ROGERS	93 01:29.350 Robert SPENCER
ROW 5	21 01:29.270 Austen GREENWAY	26 01:29.040 Andrew GRANT
ROW 4	28 01:28.790 Mathew GREEN	63 01:28.390 Colin CHAPMAN
ROW 3	65 01:28.050 Duncan MARSHALL	4 01:27.310 Alastair BOULTON
ROW 2	1 01:26.570 Derek JONES	9 01:26.520 Steve ROBINSON
ROW 1	96 01:26.280 Tim GRAY	3 01:26.000 John CUTMORE

POLE

RACE GRID

AB Performance RGB Championship

Race 1

ROW 14				
ROW 13	64 01:40:150 TORY CARPENTER	44 01:39:230 JIM DESJARDIS		
ROW 12	77 01:37:460 PAT LALOCKX	32 01:35:320 BOB WORTNER		
ROW 11	31 01:35:500 ANDREW CUNNINGHAM	42 01:35:310 PAUL R. CHAPERS		
ROW 10	49 01:35:500 TROY GAJUNT	14 01:34:500 DAVE WALLE		
ROW 9	27 01:31:520 ROBERT GOWAN	68 01:30:510 ALAN MCCOY		
ROW 8	11 01:30:500 DAVE CARTER	50 01:30:510 T. HOFFERD		
ROW 7	88 01:28:220 RENEE WISE	17 01:25:500 HARRY CARP		
ROW 6	2 01:28:440 PAUL ROGERS	93 01:28:530 ROBERT SPENCER		
ROW 5	21 01:28:270 ALAN GREENHAY	26 01:26:040 ALAN GREENHAY		
ROW 4	28 01:28:790 FABIAN GREEN	63 01:28:390 DAN CHAPMAN		
ROW 3	65 01:28:350 DAN MARSHALL	4 01:27:210 ALAN BULLOCK		
ROW 2	1 01:25:570 DAN JONES	9 01:25:520 SHANE ROBINSON		
ROW 1	96 01:26:290 TIM OSLAY	3 01:26:030 JIM BUTCHER		

POLE

RACE GRID

AB Performance RGB Championship

Race 10

ROW 14				
ROW 13	64 01:40:850 TORY CARPENTER	44 01:39:850 JIM DESJARDIS		
ROW 12	42 01:37:590 TROY ROGERS	32 01:37:060 BOB WORTNER		
ROW 11	77 01:37:190 PAT LALOCKX	49 01:36:960 TROY GAJUNT		
ROW 10	31 01:35:830 ANDREW CUNNINGHAM	14 01:35:000 DAVE WALLE		
ROW 9	28 01:31:830 MELANIE GREEN	68 01:31:520 ALAN MCCOY		
ROW 8	27 01:27:570 ROBERT GOWAN	17 01:30:940 HARRY CARP		
ROW 7	11 01:30:860 DAVE CARTER	50 01:30:530 T. HOFFERD		
ROW 6	88 01:26:510 RENEE WISE	2 01:30:420 PAUL ROGERS		
ROW 5	93 01:29:290 ROBERT SPENCER	21 01:29:790 ALAN GREENHAY		
ROW 4	26 01:25:530 ANDREW GRANT	63 01:29:270 DAN CHAPMAN		
ROW 3	65 01:25:110 DAN MARSHALL	4 01:27:690 ALAN BULLOCK		
ROW 2	9 01:26:370 SHANE ROBINSON	1 01:26:890 DAN JONES		
ROW 1	96 01:26:580 TIM OSLAY	3 01:26:420 JIM BUTCHER		

POLE

AMENDED

AMENDED

RACE GRID

Demon Tweeks / Yokohama Stock Hatch Championship

Race 2 - Heat

ROW 16	89 Subject to CofC Geoff BLUFF	24 01:39.880 Nick TEARLE
ROW 15	52 01:36.260 John GUDGEON	55 01:35.650 Rory COOPER
ROW 14	81 01:42.520 Lisa SELBY	35 01:35.210 Jack ADLARD
ROW 13	79 01:42.420 Birk PARIERA	37 01:35.180 Keith MORGAN
ROW 12	82 01:40.300 Trevor GREGORY	71 01:33.400 Pip HAMMOND
ROW 11	13 01:36.610 Tim MIZEN	54 01:33.270 Geoff PENNINGTON
ROW 10	32 01:35.760 Mark TOWNSEND	46 01:33.250 Liam SARGENT
ROW 9	86 01:35.750 Edward COOPER	58 01:33.200 Michael COOMBER
ROW 8	96 01:35.020 Joe FERGUSON	72 01:31.920 Jonathon WOOLLEY
ROW 7	47 01:34.940 Will SARGENT	51 01:32.190 Ben GLADWYN
ROW 6	20 01:34.260 Derek ROZIER	60 01:31.870 Alan HASSELL
ROW 5	64 01:34.020 Mike WEBB	57 01:31.770 Andrew TSANG
ROW 4	99 01:33.830 Paul GARDNER	14 01:31.680 Matt ROZIER
ROW 3	31 01:33.590 Darren BARDEN	41 01:31.550 Martin WARD
ROW 2	27 01:33.380 Nick CARTER	18 01:31.310 Joe McMILLAN
ROW 1	92 01:33.260 Andrew THORPE	101 01:31.220 Robbie BOON

POLE

Re-issued - No 72 Position ADJUSTED

* Condor Safety Breakfast 200 Schroeder's Bay *

RACE GRID

750MC Golf GTI Championship

Race 3

ROW 14		26	01:40:01 ARNEY THOMPSON	
ROW 13		70	01:38:53 TOM MARLOW	25 01:35:58 ANDREW WAINWES
ROW 12		50	01:38:11 DAVE WAINWES	42 01:37:23 DAVE BOVD
ROW 11		58	01:36:53 MARK WAINWES	29 01:35:27 MARK SEWELL
ROW 10		36	01:36:03 MARK WAINWES	28 01:33:50 JAMES COULBOURNE
ROW 9		93	01:35:43 MARK REYNOLDS	62 01:33:20 ANDY HOLLEY
ROW 8		23	01:35:03 JAMES JOHNSON	89 01:32:08 SANDY PALMER
ROW 7		32	01:31:13 DANIEL ABBOTT	35 01:31:28 JAMES BUTCHER
ROW 6		4	01:31:03 LARRY WAINWES	30 01:31:40 ANDY STEVENS
ROW 5		61	01:30:13 JOHN HILLON	51 01:30:11 SHEVA HILL
ROW 4		34	01:28:50 DANIEL GIDDERY	85 01:28:50 JAMES BARK
ROW 3		2	01:28:50 GUY ROBERTS	27 01:28:44 GUY STEVENS
ROW 2		53	01:28:39 ANDY KNOXWALTON	31 01:28:40 MARK PORTER
ROW 1		3	01:27:51 JOHN SANDERSON	65 01:27:28 LARRY SCHLEWITZ

POLE

RACE GRID

750MC Golf GTI Championship

Race 12

ROW 14		26	01:45:45 ARNEY THOMPSON	
ROW 13		70	01:40:23 TOM MARLOW	50 01:40:21 DAVE WAINWES
ROW 12		25	01:38:20 ANDREW WAINWES	58 01:38:59 MARK WAINWES
ROW 11		29	01:38:03 MARK SEWELL	42 01:38:44 DAVE BOVD
ROW 10		23	01:35:58 JAMES JOHNSON	36 01:35:43 MARK WAINWES
ROW 9		28	01:34:03 JAMES COULBOURNE	93 01:33:46 MARK REYNOLDS
ROW 8		89	01:33:40 SANDY PALMER	62 01:33:20 ANDY HOLLEY
ROW 7		32	01:32:08 DANIEL ABBOTT	35 01:32:08 JAMES BUTCHER
ROW 6		30	01:31:78 ANDY STEVENS	4 01:31:32 LARRY WAINWES
ROW 5		61	01:30:80 JOHN HILLON	2 01:30:51 GUY ROBERTS
ROW 4		34	01:28:50 DANIEL GIDDERY	85 01:28:43 JAMES BARK
ROW 3		51	01:28:43 SHEVA HILL	53 01:28:44 ANDY KNOXWALTON
ROW 2		27	01:28:44 GUY STEVENS	31 01:28:40 MARK PORTER
ROW 1		3	01:28:53 JOHN SANDERSON	65 01:28:28 LARRY SCHLEWITZ

POLE

RACE GRID

750MC Golf GTi Championship

Race 3

ROW 14		26 01:40.010 Antony THEAKER	
ROW 13	70 01:38.600 Tony MARLOW		25 01:38.580 Andrew WARNES
ROW 12	50 01:38.110 Peter HAYNES	42 01:37.270 Dawn BOYD	
ROW 11		58 01:36.850 Frank ARTHUR	29 01:35.270 Alistair SEDWELL
ROW 10	36 01:35.090 Malthew WELER	28 01:33.500 James COLBOURNE	
ROW 9		93 01:33.220 Mark REYNOLDS	62 01:33.220 Andy HOLLEY
ROW 8	23 01:33.020 Jake JOHNSON	89 01:32.060 Sebastian PALMER	
ROW 7		32 01:31.770 Daniel ABBOTT	35 01:31.520 Jamie BUTCHER
ROW 6	4 01:31.230 Luke WALES	30 01:31.140 Andy STENNING	
ROW 5		61 01:30.810 John HILLON	51 01:30.110 Simon HILL
ROW 4	34 01:29.960 Charles GODFREY	85 01:29.650 James BARK	
ROW 3		2 01:29.600 Craig ROBERTS	27 01:29.440 Guy STEVENS
ROW 2	53 01:28.990 Andy KNOWLTON	31 01:28.800 Nick PORTER	
ROW 1		3 01:27.810 John MAWDSLEY	65 01:27.280 Luke SCHLEWITZ

POLE

RACE GRID

750MC Formula 4 Championship

Race 4

33 Michael FRYATT 01:43.630	66 Will THOMPSON 01:33.850
32 Paul COX 01:31.800	22 James SIMONS 01:29.490
34 Paul YOUNG 01:28.490	6 Jennifer SCOTT 01:27.280
83 Paul PRESGRAVES 01:25.470	99 Charles ADRIAN 01:23.750
77 Robbie WATTS 01:21.450	38 Colin HALLS 01:21.080
26 Edward HEINZELMANN 01:20.970	3 Jonathan WESTON-TAYL 01:20.290
12 Bryn TOOTELL 01:20.150	4 Malcolm SCOTT 01:20.090
88 David MARSHALL 01:19.850	43 Chris HOLMES 01:19.560
7 Chris HODGEN 01:19.050	15 Andrew MINNETT 01:17.260

POLE

* Compulsory Briefing - 2.00 - SCOTTSBAY BAY *

RACE GRID

Demon Tweeks / Yokohama Locost Championship

Race 5

ROW 16		22 Subject to Co/C James McALLISTER	
ROW 15	63 01:58.310 Craig TURNER		91 01:42.090 Max LEES
ROW 14	71 01:42.020 Victoria PICKLES	25 01:38.720 Richard DIXON	
ROW 13		42 01:38.120 Simon IRONSIDE	15 01:37.990 Jason GIBBONS
ROW 12	60 01:37.730 Richard BRADLEY	38 01:37.590 Samuel GILL	
ROW 11		54 01:37.270 David MORROW	12 01:37.230 Richard ROTHERY
ROW 10	87 01:36.950 Daniel SIBBONS	52 01:36.050 Matthew GILMOUR	
ROW 9		77 01:36.000 James PINKERTON	53 01:35.800 Mark GOGLE
ROW 8	57 01:35.570 Nick LEAR	39 01:35.410 Steve EVANS	
ROW 7		46 01:35.120 Nicholas MORLEY	47 01:35.080 Robert PALIN
ROW 6	28 01:34.970 David BLACK	74 01:34.960 Campbell CASSIDY	
ROW 5		1 01:34.200 David BARTHOLOMEW	27 01:34.040 Alex VON EHRHEIM
ROW 4	34 01:33.880 Sara BROUGH	6 01:33.860 Richard JENKINS	
ROW 3		48 01:33.790 Tom COLLIER	3 01:33.770 Alastair GARRATT
ROW 2	30 01:33.550 Rhys OWEN	43 01:33.290 Simon WOOD	
ROW 1		8 01:33.080 Matt CHERRINGTON	4 01:32.340 Scott MITTELL


POLE

RACE GRID

Polleysport / Yokohama SAXMAX Championship

Race 6

ROW 8		
ROW 7	23 01:39.340 Chris WARBURTON	65 01:39.020 Josh DAVEY
ROW 6	50 01:38.950 Ryan JENKINSON	96 01:38.560 Shaun CLAY
ROW 5	49 01:37.820 Zoe WENHAM	22 01:37.480 Scott MOAKES
ROW 4	6 01:37.200 Anton SPIRES	18 01:37.010 Jordan WILLSON
ROW 3	54 01:35.890 Anthony WHORTON-EAL	33 01:35.240 Ryan RATCLIFFE
ROW 2	21 01:34.580 Aaron TRIGWELL	5 01:34.350 Patrick FLETCHER
ROW 1	45 01:33.520 Josh WAKEFIELD	88 01:32.760 Oliver WHITE
POLE		



RACE GRID

Demon Tweeks / Yokohama Stock Hatch Championship

Race 7 - Final

ROW 16	35 Jack ADLARD	13 Tim MIZEN
ROW 15	54 Geoff PENNINGTON	58 Michael COMBER
ROW 14	71 Pip HAMMOND	20 Derek ROZIER
ROW 13	51 Ben GLADWYN	27 Nick CARTER
ROW 12	57 Andrew TSANG	14 Matt ROZIER
ROW 11	47 Will SARGENT	41 Martin WARD
ROW 10	31 Darren BARDEN	96 Joe FERGUSON
ROW 9	92 Andrew THORPE	101 Robbie BOON
ROW 8	76 Gareth WRIGHT	40 Amy BARKER
ROW 7	3 James MARSHALL	8 Carl SWAN
ROW 6	19 Matthew FOLEY	56 Andrew FOLEY
ROW 5	12 Shaun HAGEN	7 Terry ROUGHTON
ROW 4	5 Wayne HARRIS	6 Simon HUNT
ROW 3	69 Craig VARNEY	26 Jake FARNDON
ROW 2	2 Jeff HUMPHRIES	50 Andrew TIBBS
ROW 1	66 Josh COOK	1 Ryan BENSLEY

POLE

RES 52 32 72 55 86 37 89 24 77 81

RACE GRID

750MC Formula Vee Championship

Race 8

ROW 12		
ROW 11		29 02:10.710 Chris WILSHER
ROW 10	26 01:42.330 Peter ANDREWS	92 01:41.230 Tony MITCHELL
ROW 9	49 01:40.950 Richard HONICK	47 01:38.110 Simon NOBES
ROW 8	85 01:35.380 Tony DOWSON	32 01:35.100 Alan ROBINSON
ROW 7	11 01:35.000 Tim PROBERT	10 01:33.780 Steve OUGH
ROW 6	87 01:33.160 Jenny ANDERSON	12 01:32.180 Paul TAYLOR
ROW 5	69 01:32.100 Robert COWBURN	6 01:31.900 Peter BELSEY
ROW 4	63 01:31.870 Dave HODKIN	7 01:31.040 Martin FARMER
ROW 3	27 01:31.000 Declan McDONNELL	46 01:30.810 Jake OLIVEIRA
ROW 2	2 01:30.580 Paul SMITH	1 01:29.300 Daniel HANDS
ROW 1	33 01:28.590 Sam OLIVEIRA	3 01:27.700 John HUGHES

POLE

RACE GRID

750MC Formula Vee Championship

Race 8

ROW 12			
ROW 11			29 CHris WILSHER 02:10.716
ROW 13	26 01:42.339 Peter ANDREWS	92 01:41.230 Tom MITCHELL	
ROW 9	49 01:40.893 Richard HONICK	47 01:38.110 Simon NOBES	
ROW 8	85 01:35.380 Tom DOWSON	32 01:35.100 Ally ROBINSON	
ROW 7	11 01:35.008 Tim PROBERT	10 01:33.733 Steve OUSH	
ROW 6	87 01:33.580 Jerry ANDERSON	12 01:32.190 Paul TAYLOR	
ROW 5	69 01:32.100 Robert COMEJUN	6 01:31.800 Peter BELSEY	
ROW 4	63 01:31.870 Dave HODKIN	7 01:31.040 Mark FAYVER	
ROW 3	27 01:31.000 Dean WIDONWELL	46 01:30.813 Jim OLIVEIRA	
ROW 2	2 01:30.580 Paul SMITH	1 01:29.300 Daryl HAYDS	
ROW 1	33 01:28.880 Sam OLIVEIRA	3 01:27.703 John HUGHES	

POLE

RACE GRID

750MC Formula Vee Championship

Race 18

ROW 12			
ROW 11			29 No second time Chris WILSHER
ROW 10	26 01:42.380 Peter ANDREWS	92 01:41.210 Tom MITCHELL	
ROW 8	49 01:41.210 Richard HONICK	47 01:40.180 Simon NOBES	
ROW 8	11 01:35.510 Tim PROBERT	85 01:35.730 Tom DOWSON	
ROW 8	32 01:35.570 Ally ROBINSON	87 01:34.820 Jerry ANDERSON	
ROW 7	10 01:33.880 Steve OUSH	12 01:32.870 Paul TAYLOR	
ROW 5	69 01:32.090 Robert COMEJUN	7 01:32.210 Mark FAYVER	
ROW 4	63 01:32.080 Dave HODKIN	6 01:31.580 Peter BELSEY	
ROW 3	27 01:31.150 Dean WIDONWELL	46 01:30.950 Jim OLIVEIRA	
ROW 2	2 01:30.720 Paul SMITH	1 01:29.880 Daryl HAYDS	
ROW 1	33 01:29.270 Sam OLIVEIRA	3 01:28.280 John HUGHES	


POLE

RACE GRID

Premier Choice Group 750 Formula Championship

Race 9

ROW 8		
ROW 7	57 David WATTS	17 01:48.150 Andrew LAKE
ROW 6	22 01:43.430 Andrew BOOTH	69 01:39.430 Colin WOLSTENHOLME
ROW 5	8 01:36.210 Ian ALLEN	2 01:35.400 Dave ROBSON
ROW 4	7 01:35.360 Rod HILL	12 01:35.250 Bill RUTTER
ROW 3	6 01:33.420 Martin KEMP	10 01:32.460 Chris GOUGH
ROW 2	1 01:32.170 Peter BOVE	71 01:31.000 Max SHEPPARD
ROW 1	11 01:30.960 Paul MORRIS	55 01:28.580 Roger ROWE
POLE		



RACE GRID

AB Performance RGB Championship

Race 10

ROW 14		
ROW 13	64 01:40.860 Tony CARPENTER	44 01:39.890 Judi DERISLEY
ROW 12	42 01:37.890 Paul RICKERS	32 01:37.660 Bob MORTIMER
ROW 11	77 01:37.530 Phil ALCOCK	49 01:36.990 Tony GAUNT
ROW 10	31 01:36.830 Andrew CUNNINGHAM	14 01:35.000 David WALE
ROW 9	28 01:31.930 Mathew GREEN	68 01:31.620 Adrian MOORE
ROW 8	27 01:31.570 Robert GRANT	17 01:30.940 Henry CARR
ROW 7	11 01:30.860 Doug CARTER	50 01:30.650 Tim HOVERD
ROW 6	88 01:30.510 Richard WISE	2 01:30.220 Paul ROGERS
ROW 5	93 01:29.830 Robert SPENCER	21 01:29.780 Austen GREENWAY
ROW 4	26 01:29.630 Andrew GRANT	63 01:29.070 Colin CHAPMAN
ROW 3	65 01:28.110 Duncan MARSHALL	4 01:27.460 Alastair BOULTON
ROW 2	9 01:26.900 Steve ROBINSON	1 01:26.860 Derek JONES
ROW 1	96 01:26.590 Tim GRAY	3 01:26.400 John CUTMORE

POLE

RACE GRID

Demon Tweeks / Yokohama Stock Hatch Championship

Race 11 - Heat

ROW 18	89 Subject to CoFC Geoff BLUFF	24 01:39.370 Nick TEARLE
ROW 15	52 01:37.310 John GUDGEON	35 01:36.680 Jack ADLARD
ROW 14	55 01:36.330 Rory COOPER	79 01:48.860 Bill PARIERA
ROW 13	37 01:35.340 Keith MORGAN	81 01:44.850 Lisa SELBY
ROW 12	46 01:33.950 Liam SARGENT	32 01:41.800 Mark TOWNSEND
ROW 11	58 01:33.930 Michael COMBER	82 01:40.590 Trevor GREGORY
ROW 10	54 01:33.540 Geoff PENNINGTON	13 01:39.380 Tim MIZEN
ROW 9	71 01:33.490 Pip HAMMOND	99 01:39.220 Paul GARDNER
ROW 8	41 01:32.550 Martin WARD	96 01:38.120 Joe FERGUSON
ROW 7	51 01:32.420 Ben GLADWYN	20 01:38.010 Derek ROZIER
ROW 6	60 01:32.270 Alan HASSELL	47 01:37.680 Will SARGENT
ROW 5	14 01:32.150 Matt ROZIER	86 01:37.420 Edward COOPER
ROW 4	72 01:32.120 Jonathan WOOLLEY	92 01:36.670 Andrew THORPE
ROW 3	18 01:31.980 Joe McMILLAN	31 01:36.520 Darren BARDEN
ROW 2	101 01:31.890 Robbie BOON	27 01:35.150 Nick CARTER
ROW 1	57 01:31.790 Andrew TSANG	64 01:34.580 Mike WEBB

POLE

RACE GRID

750MC Golf GTi Championship

Race 12

ROW 14		26 01:45.450 Antony THEAKER	
ROW 13	70 01:40.270 Tony MARLOW		50 01:40.210 Peter HAYNES
ROW 12	25 01:39.200 Andrew WARNES	58 01:38.890 Frank ARTHUR	
ROW 11		29 01:38.690 Alistair SEDWELL	42 01:38.540 Eawn BOYD
ROW 10	23 01:35.960 Jake JOHNSON	36 01:35.450 Matthew WELLER	
ROW 9		28 01:34.300 James COLBOURNE	93 01:33.410 Mark REYNOLDS
ROW 8	89 01:33.400 Sebastian PALMER	62 01:33.230 Andy HOLLEY	
ROW 7		32 01:32.090 Daniel ABBOTT	35 01:32.060 Jamie BUTCHER
ROW 6	30 01:31.760 Andy STENNING	4 01:31.320 Luke WALES	
ROW 5		61 01:30.900 John HILLON	2 01:30.810 Craig ROBERTS
ROW 4	34 01:30.380 Charles GODFREY	85 01:30.140 James BARK	
ROW 3		51 01:30.120 Simon HILL	53 01:29.860 Andy KNOWLTON
ROW 2	27 01:29.680 Guy STEVENS	31 01:29.010 Nick PORTER	
ROW 1		3 01:28.530 John MAWDSLEY	65 01:28.260 Luke SCHLEWITZ

POLE

RACE GRID

750MC Formula 4 Championship

Race 13

88 David MARSHALL

33 Michael FRYATT

34 Paul YOUNG

99 Charles ADRIAN

26 Edward HEINZELMANN

15 Andrew MINNETT

3 Jonathan WESTON-TAYLOR

7 Chris HODGEN

4 Malcolm SCOTT

66 Will THOMPSON

32 Paul COX

22 James SIMONS

6 Jennifer SCOTT

83 Paul PRESGRAVES

43 Chris HOLMES

38 Colin HALLS

12 Bryn TOOTELL

77 Robbia WATTS

POLE

RACE GRID

750MC MR2 Championship

Race 14

ROW 14			
ROW 13			43 01:28:37C JAY THORNER
ROW 12	51 01:28:37D PAUL LEWIS	12 01:28:50D DAVID ROYCE	
ROW 11	79 01:28:57C JENNIFER GRIVES	21 01:28:46C BEN ROYCE	
ROW 10	23 01:28:37D JAMES CROSS	78 01:28:48D REWARD WOOLLEY	
ROW 9	76 01:28:58C PATRICK MCRTILL	26 01:28:59C DAVID HENDERSON	
ROW 8	64 01:28:31D MATTHEW MARRSH	30 01:28:37D RIP HOSSEELD	
ROW 7	40 01:28:58D ANDREA BARROW	38 01:28:57D DAVID BRYANT	
ROW 6	22 01:28:39C LEO BULLOCK	77 01:28:39D JOHN WILLSON	
ROW 5	42 01:28:39C DANN HALLS	25 01:28:37D CLAY MORSHETT	
ROW 4	67 01:28:57C BRENDA SUE	9 01:28:57C ALAN HENDERSON	
ROW 3		66 01:28:46C RORY TAYLOR	58 01:28:15D SEAN LUMLEY
ROW 2	6 01:28:32D ALEX KITSON	95 01:28:08C ARNDY DAV	
ROW 1	73 01:27:48 MATT JESSOP		28 01:27:57D ZAC CHAPMAN
POLE			

RACE GRID

750MC MR2 Championship

Race 20

ROW 14			
ROW 13			43 01:28:58D JAY THORNER
ROW 12	51 01:28:57D PAUL LEWIS	12 01:28:47D DAVID ROYCE	
ROW 11	21 01:28:47D BEN ROYCE	79 01:28:38D JENNIFER GRIVES	
ROW 10	23 01:28:27D JAMES CROSS	78 01:28:38D REWARD WOOLLEY	
ROW 9	40 01:28:58D ANDREA BARROW	76 01:28:32D PATRICK MCRTILL	
ROW 8	26 01:28:48D DAVID HENDERSON	30 01:28:33D RIP HOSSEELD	
ROW 7	64 01:28:08D MATTHEW MARRSH	22 01:28:37D LEO BULLOCK	
ROW 6	38 01:28:55D DAVID BRYANT	77 01:28:48D JOHN WILLSON	
ROW 5	25 01:28:47D CLAY MORSHETT	67 01:28:48D BRENDA SUE	
ROW 4	42 01:28:39D DANN HALLS	66 01:28:38C RORY TAYLOR	
ROW 3		9 01:28:50D ALAN HENDERSON	58 01:28:15D SEAN LUMLEY
ROW 2	6 01:28:25D ALEX KITSON	95 01:28:08C ARNDY DAV	
ROW 1	73 01:27:58C MATT JESSOP		28 01:27:37D ZAC CHAPMAN
POLE			

RACE GRID

750MC MR2 Championship

Race 14

ROW 14		
ROW 13		43 01:29.370 John THORNER
ROW 12	51 01:29.070 Peter LEWIS	12 01:28.900 David ROWE
ROW 11	79 01:28.570 Jonathan GRIMES	21 01:28.490 Ben ROWE
ROW 10	23 01:28.070 James CROSS	78 01:28.480 Rowland WOOLLEY
ROW 9	76 01:28.280 Patrick MORTELL	26 01:24.840 David HENDERSON
ROW 8	64 01:24.810 Matthew MARSH	30 01:24.760 Rob HORSFIELD
ROW 7	40 01:24.680 Andrew BARRON	38 01:24.610 David BRYANT
ROW 6	22 01:24.260 Lee BULLOCK	77 01:24.240 John WILSON
ROW 5	42 01:23.990 Colin HALLS	25 01:23.910 Ciara MORPHETT
ROW 4	67 01:23.870 Simon ARIS	9 01:23.510 Alan HENDERSON
ROW 3	66 01:23.450 Peter TAYLOR	58 01:23.160 Steve LUMLEY
ROW 2	6 01:23.120 Alicia KITSON	95 01:23.050 Anthony DAY
ROW 1	73 01:22.140 Mark JESSOP	28 01:21.670 Zac CHAPMAN

POLE

RACE GRID

Demon Tweeks / Yokohama Locost Championship

Race 15

ROW 16		22 Subject to CoC James McALLISTER	
ROW 15	63 No second time Craig TURNER		91 01:44.390 Max LEES
ROW 14	71 01:42.050 Victoria PICKLES	25 01:39.120 Richard DIXON	
ROW 13		42 01:38.980 Simon IRONSIDE	15 01:38.860 Jason GIBBONS
ROW 12	38 01:38.340 Samuel GILL	87 01:37.950 Daniel SIBBONS	
ROW 11		60 01:37.810 Richard BRADLEY	12 01:37.600 Richard ROTHERY
ROW 10	54 01:37.530 David MORROW	52 01:36.800 Matthew GILMOUR	
ROW 9		47 01:36.240 Robert PALIN	77 01:36.200 James PINKERTON
ROW 8	57 01:35.990 Nick LEAR	39 01:35.850 Steve EVANS	
ROW 7		53 01:35.800 Mark GOGLE	74 01:35.570 Campbell CASSIDY
ROW 6	27 01:35.490 Alex VON EHRHEIM	46 01:35.380 Nicholas MORLEY	
ROW 5		28 01:35.050 David BLACK	1 01:34.260 David BARTHOLOMEW
ROW 4	6 01:34.250 Richard JENKINS	34 01:34.230 Sam BROUGH	
ROW 3		30 01:34.050 Rhys OWEN	48 01:34.020 Tom COLLIER
ROW 2	3 01:33.840 Alastair GARRATT	43 01:33.480 Simon WOOD	
ROW 1		4 01:33.450 Scott MITTELL	8 01:33.060 Matt CHERRINGTON

POLE

RACE GRID

Demon Tweaks / Yokohama Locost Championship

Race 5

ROW 15		22	Subject to rule	JAMES MERRILL-STEER
ROW 15	63	01:38.510	0:42.066	CHRIS TURNER MAX LEES
ROW 14	71	01:40.220	01:38.720	WESLEY PICKLES RICHARD DIXON
ROW 13	42	01:38.220	01:37.990	5 man SONS OF JASON GIBBONS
ROW 12	60	01:37.190	0:37.980	RICHARD BRADLEY SAMUEL GILL
ROW 11	54	0:37.270	01:37.230	DAVID MERRLOW RICHARD BOTHERY
ROW 10	87	0:35.550	0:35.590	DAVID GIBBONS NATHAN GILVOUR
ROW 9	77	0:35.990	01:35.880	JAMES PINKERTON MAX GOSLE
ROW 8	57	0:35.570	0:35.410	NICK LEAR SHANE EVANS
ROW 7	46	0:35.120	01:35.120	NATHAN MCKEY ROBERT PAULIN
ROW 6	28	0:34.970	01:34.890	DAVID BLACK CARLEIGH GARRIDY
ROW 5	1	0:34.200	0:34.410	DAVID BERTHOLOMEW ANDY VON EHRHEIM
ROW 4	34	0:33.880	01:33.880	SEAN BROUGH RICHARD JENKINS
ROW 3	48	01:33.790	0:33.770	TAM COLLIER ANDY GORRATT
ROW 2	30	01:33.590	01:33.380	SEAN OARIN SHANE WOOD
ROW 1	8	0:33.190	0:32.240	MARK CHERRINGTON SEAN MITCHELL

POLE

RACE GRID

Demon Tweaks / Yokohama Locost Championship

Race 15

ROW 16		22	Subject to rule	JAMES MERRILL-STEER
ROW 15	63	No record time	01:44.390	CHRIS TURNER MAX LEES
ROW 14	71	01:42.020	01:38.120	WESLEY PICKLES RICHARD DIXON
ROW 13	42	0:35.550	0:35.880	5 man SONS OF JASON GIBBONS
ROW 12	38	0:35.940	01:37.550	SAMUEL GILL DAVID GIBBONS
ROW 11	60	01:37.510	01:37.300	DAVID MERRLOW RICHARD BOTHERY
ROW 10	54	01:37.230	0:35.590	DAVID GIBBONS NATHAN GILVOUR
ROW 9	47	01:36.240	01:36.200	ROBERT PAULIN JAMES PINKERTON
ROW 8	57	01:35.390	0:35.280	NICK LEAR SHANE EVANS
ROW 7	53	01:35.890	01:35.570	ANDY GOSLE NATHAN MCKEY
ROW 6	27	01:35.430	0:35.330	ANDY VON EHRHEIM CARLEIGH GARRIDY
ROW 5	28	01:35.050	01:34.250	DAVID BLACK DAVID BERTHOLOMEW
ROW 4	6	01:34.930	0:34.290	RICHARD JENKINS SEAN BROUGH
ROW 3	30	01:34.050	01:34.020	RICHARD OARIN TAM COLLIER
ROW 2	3	01:33.860	01:33.480	ANDY GORRATT SHANE WOOD
ROW 1	4	01:33.480	01:33.050	SEAN MITCHELL MARK CHERRINGTON


POLE

RACE GRID

Polleysport / Yokohama SAXMAX Championship

Race 16

ROW 8		
ROW 7	50 01:29.570 Ryan JENKINSON	65 01:28.890 Josh DAVEY
ROW 6	54 01:27.310 Anthony WHORTON-EAL	33 01:26.620 Ryan RATCLIFFE
ROW 5	45 01:26.510 Josh WAKEFIELD	22 01:26.390 Scott MOAKES
ROW 4	18 01:26.320 Jordan WILLSON	96 01:26.230 Shaun CLAY
ROW 3	49 01:25.820 Zoe WENHAM	23 01:25.500 Chris WARBURTON
ROW 2	6 01:25.430 Aaron SPIRES	21 01:25.230 Aaron TRIGWELL
ROW 1	5 01:25.070 Patrick FLETCHER	88 01:24.980 Oliver WHITE
	POLE	



RACERID

Polloysport / Yokohama SAXMAX Championship

Race 16

ROW 6		
ROW 7	59 01:25.70 Dylan J. FRANKLIN	65 01:26.360 Josh DAVEY
ROW 8	54 01:27.310 Anthony WHORFON FAI	33 01:26.620 Evan RATCLIFFE
ROW 5	45 01:26.510 Josh WAKFIELD	22 01:26.350 Scott MOAKES
ROW 4	18 01:25.020 Jordan WILSON	98 01:26.230 Shaun CLAY
ROW 3	49 01:25.820 Zoe WENHAM	23 01:25.500 Chris WARBURTON
ROW 2	6 01:25.430 Jordan SPRENG	21 01:26.230 Aaron TRICWELL
ROW 1	5 01:25.070 Patricia FLETCHER	88 01:26.980 Oliver WHITE

POLE

RACE GRID

Polleysport / Yokohama SAXMAX Championship

Race 16

ROW 8		
ROW 7	50 01:29.870 Ryan JENKINSON	65 01:28.880 Josh DAVEY
ROW 6	54 01:27.310 Anthony WHORTON-EAL	33 01:28.820 Ryan RATCLIFFE
ROW 5	45 01:28.510 Josh WAKEFIELD	22 01:26.390 Scott MOAKES
ROW 4	18 01:26.320 Jordan WILLSON	96 01:26.230 Shaun CLAY
ROW 3	49 01:25.820 Zoe WENHAM	23 01:25.500 Chris WARBURTON
ROW 2	6 01:25.430 Anton SPIRES	21 01:25.230 Aaron TRIGWELL
ROW 1	5 01:25.070 Patrick FLETCHER	88 01:24.980 Oliver WHITE

POLE



RACE GRID

Demon Tweeks / Yokohama Stock Hatch Championship

Race 17 - Final

ROW 16	54 Geoff PENNINGTON	86 Edward COOPER
ROW 15	92 Andrew THORPE	58 Michael COMBER
ROW 14	20 Derek ROZIER	13 Tim MIZEN
ROW 13	51 Ben GLADWYN	60 Alan HASSELL
ROW 12	101 Robbie BOON	31 Darren BARDEN
ROW 11	27 Nick CARTER	72 Jonathan WOOLLEY
ROW 10	47 Will SARGENT	71 Pip HAMMOND
ROW 9	18 Joe McMILLAN	41 Martin WARD
ROW 8	40 Amy BARKER	76 Gareth WRIGHT
ROW 7	8 Carl SWAN	69 Craig VARNEY
ROW 6	56 Andrew FOLEY	5 Wayne HARRIS
ROW 5	7 Terry ROUGHTON	19 Matthew FOLEY
ROW 4	6 Simon HUNT	12 Shaun HAGEN
ROW 3	26 Jake FARNDON	3 James MARSHALL
ROW 2	50 Andrew TIBBS	2 Jeff HUMPHRIES
ROW 1	1 Ryan BENSLEY	66 Josh COOK

POLE

RESERVES: 52 79 32 24 37 81 35 89 55

RACE GRID

750MC Formula Vee Championship

Race 18

ROW 12		
ROW 11		29 No second time Chris WILSHER
ROW 10	26 01:42.860 Peter ANDREWS	92 01:41.910 Tony MITCHELL
ROW 9	49 01:41.210 Richard HONICK	47 01:40.150 Simon NOBES
ROW 8	11 01:35.810 Tim PROBERT	85 01:35.700 Tony DOWSON
ROW 7	32 01:35.570 Alan ROBINSON	87 01:34.820 Jenny ANDERSON
ROW 6	10 01:33.850 Steve OUGH	12 01:32.810 Paul TAYLOR
ROW 5	69 01:32.600 Robert COWBURN	7 01:32.210 Martin FARMER
ROW 4	63 01:32.080 Dave HODKIN	6 01:31.960 Peter BELSEY
ROW 3	27 01:31.180 Declan McDONNELL	46 01:30.860 Jake OLIVEIRA
ROW 2	2 01:30.720 Paul SMITH	1 01:29.890 Daniel HANDS
ROW 1	33 01:29.270 Sam OLIVEIRA	3 01:28.380 John HUGHES


POLE

RACE GRID

Premier Choice Group 750 Formula Championship

Race 19

ROW 8		
ROW 7	57 Subject to CofC David WATTS	17 01:51.050 Andrew LAKE
ROW 6	22 01:46.150 Andrew BOOTH	69 01:39.780 Colin WOLSTENHOLME
ROW 5	2 01:37.710 Dave ROBSON	12 01:36.490 Bill RUYTER
ROW 4	7 01:36.470 Rod HILL	8 01:36.440 Ian ALLEN
ROW 3	6 01:33.710 Martin KEMP	10 01:33.160 Chris GOUGH
ROW 2	71 01:33.060 Max SHEPPARD	1 01:32.240 Peter BOVE
ROW 1	11 01:32.120 Paul MORRIS	55 01:29.540 Roger ROWE
POLE		



RACE GRID

Premier Choice Group 750 Formula Championship

Race 9

ROW 8				
ROW 7	57 David WATTS		17 Andrew LAKE	
ROW 6	22 Andrew BOOTH		69 CARR WOLSTEN-CLYVE	
ROW 5		8 Ian ALLEN		2 Dawn ROBERTSON
ROW 4	7 Rod HILL		12 BRI RUTTER	
ROW 3		6 Mark KEMP		10 DINA DOUGSH
ROW 2	1 Peter BOVE		71 Mark SHEPPARD	
ROW 1		11 Paul WOODS		55 Roger ROUSE

POLE

RACE GRID

Premier Choice Group 750 Formula Championship

Race 19

ROW 8				
ROW 7	57 David WATTS		17 Andrew LAKE	
ROW 6	22 Andrew BOOTH		69 CARR WOLSTEN-CLYVE	
ROW 5		2 Dawn ROBERTSON		12 BRI RUTTER
ROW 4	7 Rod HILL		8 Ian ALLEN	
ROW 3		6 Mark KEMP		10 DINA DOUGSH
ROW 2	71 Mark SHEPPARD		1 Peter BOVE	
ROW 1		11 Paul WOODS		55 Roger ROUSE

POLE

RACE GRID

750MC MR2 Championship

Race 20

ROW 14		
ROW 13		43 01:29.560 John THORNER
ROW 12	51 01:29.510 Peter LEWIS	12 01:29.400 David ROWE
ROW 11	21 01:29.140 Ben ROWE	79 01:28.760 Jonathan GRIMES
ROW 10	23 01:28.210 James CROSS	78 01:25.930 Rowland WOOLLEY
ROW 9	40 01:25.640 Andrew BARRON	76 01:25.330 Patrick MORTELL
ROW 8	26 01:24.980 David HENDERSON	30 01:24.930 Rob HORSFIELD
ROW 7	64 01:24.880 Matthew MARSH	22 01:24.700 Lee BULLOCK
ROW 6	38 01:24.650 David BRYANT	77 01:24.490 John WILSON
ROW 5	25 01:24.400 Clive MORPHETT	67 01:24.400 Simon ARIS
ROW 4	42 01:24.390 Colin HALLS	66 01:23.920 Peter TAYLOR
ROW 3	9 01:23.560 Alan HENDERSON	58 01:23.490 Steve LUMLEY
ROW 2	6 01:23.250 Alicia KITSON	95 01:23.060 Anthony DAY
ROW 1	73 01:22.520 Mark JESSOP	28 01:21.770 Zac CHAPMAN

POLE



Provisional Results - Race 1

AB Performance RGB Championship

Pl	No	Cl	Name	Car	Laps	Time	Behind	MPH	Best Lap on	MPH
1	1	BEA	Derek JONES	BDN S3	12	17:44.95		62.88	1:27.25	4 63.95
2	96	BEC	Tim GRAY	AB performance Striker	12	17:51.34	6.39	62.50	1:28.04	4 63.38
3	9	BEA	Steve ROBINSON	Genesis RR	12	18:02.55	17.60	61.85	1:27.98	12 63.42
4	3	BEB	John CUTMORE	Spire GTR	12	18:03.60	18.65	61.79	1:29.14	4 62.60
5	66	BEB	Duncan MARSHALL	STM Phoenix	12	18:05.31	20.36	61.70	1:28.70	9 62.91
6	4	BEC	Alastair BOULTON	Stuart Taylor Phoenix	12	18:05.53	20.58	61.68	1:28.56	9 63.01
7	50	BEB	Tim HOVERD	Fisher Fury	12	18:30.44	45.49	60.30	1:29.88	7 62.08
8	2	BEA	Paul ROGERS	Contour Cars	12	18:30.93	45.98	60.27	1:30.43	11 61.71
9	63	BEC	Colin CHAPMAN	Fisher Fury	12	18:34.37	49.42	60.09	1:30.55	11 61.62
10	93	BEA	Robert SPENCER	Stuart Taylor	12	18:34.59	49.64	60.08	1:30.05	7 61.97
11	88	BEC	Richard WISE	Raw Striker 2007	12	18:41.23	56.28	59.72	1:30.89	12 61.39
12	17	BEC	Henry CARR	Fisher Fury	12	18:42.19	57.24	59.67	1:31.51	8 60.98
13	28	BEC	Mathew GREEN	Fisher Fury	12	18:42.50	57.55	59.65	1:31.06	11 61.28
14	26	BEC	Andrew GRANT	Fisher Fury 04	12	18:43.01	58.06	59.63	1:30.54	11 61.63
15	11	BEA	Doug CARTER	Genesis Evo	12	18:50.15	1:05.20	59.25	1:30.81	12 61.45
16	21	BEC	Austen GREENWAY	Fisher Fury Fireblade	12	18:51.29	1:06.34	59.19	1:30.45	12 61.69
17	27	BEB	Robert GRANT	Raw Striker	11	17:47.91	1 Lap	57.48	1:33.44	7 59.72
18	14	BEA	David WALE	BDN S2	11	17:48.61	1 Lap	57.44	1:33.74	10 59.53
19	68	BEB	Adrian MOORE	Genesis Evo	11	17:49.77	1 Lap	57.38	1:30.59	11 61.60
20	49	BEB	Tony GAUNT	Wolfe ZXR	11	17:51.33	1 Lap	57.29	1:33.72	11 59.54
21	32	BEA	Bob MORTIMER	Fisher Fury	11	18:00.89	1 Lap	56.79	1:34.99	11 58.74
22	77	BEC	Phil ALCOCK	Pulsar Blade	11	18:03.29	1 Lap	56.66	1:34.83	8 58.84
23	44	BEB	Judi DERISLEY	Fisher Fury	11	19:02.29	1 Lap	53.73	1:38.97	11 56.38
24	31	BEA	Andrew CUNNINGHAM	Sylva Riot	11	19:03.76	1 Lap	53.67	1:39.08	9 56.32
25	64	BEC	Tony CARPENTER	Stuart Taylor Phoenix	11	19:09.12	1 Lap	53.41	1:39.87	11 55.87

Not-Classified

29 BEC James LINDSLEY Stuart Taylor Pheonix 9 16:23.30 DNF 51.07 1:42.13 6 54.64

Non-Starters

42 BEB Paul RICKERS Pheonix

Fastest Lap

1	BEA	Derek JONES	BDN S3	1:27.25	4	63.95
96	BEC	Tim GRAY	AB performance Striker	1:28.04	4	63.38
65	BEB	Duncan MARSHALL	STM Phoenix	1:28.70	9	62.91

Weather / Track: Raining / Wet

Start Time : 14:43

Anglesey Coastal

06 Jun 09 15:04

Clerk of Course : <i>Can Am 1:36</i>	Time Issued : <i>1:36</i>	Chief Timekeeper : Terry Stevens
---	------------------------------	----------------------------------

THESE RESULTS REMAIN PROVISIONAL FOR A MINIMUM OF 30 MINUTES FROM THE TIME OF ISSUE AND UNTIL ALL JUDICIAL AND TECHNICAL MATTERS HAVE BEEN SETTLED

Results produced on HS Sports Timing and Results Systems. Results online at www.750MC.co.uk



Provisional Results - Race 2 - Heat

Demon Tweeks / Yokohama Stock Hatch Championship

Pl	No	Cl	Name	Car	Laps	Time	Behind	MPH	Best Lap on	MPH
1	101	SH	Robbie BOON	Citroen Saxo VTR	8	12:22.50		60.12	1:30.89	6 61.39
2	92	SH	Andrew THORPE	Peugeot 106 XSi	8	12:23.77	1.27	60.02	1:31.40	5 61.05
3	96	SH	Joe FERGUSON	Citroen Saxo VTR	8	12:25.86	3.36	59.85	1:31.06	8 61.28
4	31	SHB	Darren BARDEN	Peugeot 205 GTi	8	12:27.87	5.37	59.69	1:31.32	7 61.10
5	41	SH	Martin WARD	Citroen Saxo VTR	8	12:32.72	10.22	59.30	1:31.60	8 60.92
6	47	SH	Will SARGENT	Peugeot 106 XSi	8	12:33.22	10.72	59.27	1:31.69	8 60.86
7	14	SHB	Matt ROZIER	Peugeot 205 GTi	8	12:35.87	13.37	59.06	1:32.21	5 60.51
8	57	SH	Andrew TSANG	Peugeot 106 XSi	8	12:36.14	13.64	59.04	1:32.18	6 60.53
9	51	SHB	Ben GLADWYN	Peugeot 205 GTi	8	12:40.33	17.83	58.71	1:32.52	8 60.31
10	20	SHB	Derek ROZIER	Ford Fiesta XR2i	8	12:40.73	18.23	58.68	1:32.34	8 60.43
11	71	SHB	Pip HAMMOND	Vauxhall Nova GTE	8	12:42.75	20.25	58.53	1:32.92	8 60.05
12	58	SH	Michael COMBER	Citroen Saxo VTR	8	12:45.53	23.03	58.31	1:32.67	8 60.21
13	54	SHB	Geoff PENNINGTON	Suzuki Swift	8	12:48.50	26.00	58.09	1:33.34	7 59.78
14	13	SHB	Tim MIZEN	Ford Fiesta XR2i	8	12:50.20	27.70	57.96	1:33.60	7 59.62
15	35	SH	Jack ADLARD	Peugeot 106 XSi	8	12:54.67	32.17	57.62	1:34.38	4 59.12
16	52	SH	John GUDGEON	Peugeot 106 XSi	8	13:00.24	37.74	57.21	1:35.10	5 58.68
17	32	SHB	Mark TOWNSEND	Vauxhall Nova GSi	8	13:00.64	38.14	57.18	1:35.01	5 58.73
18	72	SHB	Jonathan WOOLLEY	Ford Fiesta XR2i	8	13:05.22	42.72	56.85	1:33.16	3 59.90
19	55	SHB	Rory COOPER	Ford Fiesta XR2i	8	13:06.49	43.99	56.76	1:35.72	7 58.30
20	86	SHB	Edward COOPER	Vauxhall Nova GSi	8	13:09.23	46.73	56.56	1:32.79	8 60.14
21	37	SHB	Keith MORGAN	Suzuki Swift GTi	8	13:21.08	58.58	55.72	1:37.25	3 57.38
22	89	SH	Geoff BLUFF	Citroen Saxo VTR	8	13:25.49	1:02.99	55.42	1:36.87	8 57.60
23	24	SHB	Nick TEARLE	Ford Fiesta XR2i	8	13:41.89	1:19.39	54.31	1:38.54	2 56.63
24	79	SHB	Bill PARIERA	Citroen AX GTi	8	13:48.10	1:25.60	53.91	1:39.32	8 56.18
25	81	SHB	Lisa SELBY	Ford Fiesta XR2i	8	13:58.30	1:35.80	53.25	1:40.71	6 55.41

Not-Classified

18	SH	Joe McMILLAN	Citroen Saxo VTR	8	12:24.40	NCF	59.97	1:31.24	8 61.16
60	SH	Alan HASSELL	Citroen Saxo VTR	4	7:17.64	DNF	51.00	1:34.84	2 58.84
46	SH	Liam SARGENT	Peugeot 106 XSi	3	5:03.98	DNF	55.07	1:34.26	2 59.20
64	SH	Mike WEBB	Citroen Saxo VTR	2	3:16.44	DNF	56.81	1:33.83	2 59.47

Exclusions

27	SH	Nick CARTER	Citroen Saxo VTR	G80(f) - ignoring waved yellow flags						
----	----	-------------	------------------	--------------------------------------	--	--	--	--	--	--

Non-Starters

82	SH	Trevor GREGORY	Citroen Saxo VTR							
99	SHB	Paul GARDNER	Peugeot 205 GTi							

Fastest Lap

101	SH	Robbie BOON	Citroen Saxo VTR					1:30.89	6 61.39
31	SHB	Darren BARDEN	Peugeot 205 GTi					1:31.32	7 61.10



Red flag at 14m36s. No 18 not running at time of red flag.

Weather / Track: Overcast / Wet

Start Time : 15:11

Anglesey Coastal

06 Jun 09 18:16

Clerk of Course : 	Time Issued : 15-19	Chief Timekeeper : Terry Stevens 
--	------------------------	---

THESE RESULTS REMAIN PROVISIONAL FOR A MINIMUM OF 30 MINUTES FROM THE TIME OF ISSUE AND UNTIL ALL JUDICIAL AND TECHNICAL MATTERS HAVE BEEN SETTLED

Results produced on HS Sports Timing and Results Systems. Results online at www.750MC.co.uk



Provisional Results - Race 3

750MC Golf GTi Championship

Pl	No	Cl	Name	Car	Laps	Time	Behind	MPH	Best Lap on	MPH	
1	31	VW2	Nick PORTER	VW Golf GTi Mk2	12	18:08.84		61.50	1:29.08	6	62.64
2	✘ 51	VW2	Simon HILL	VW Golf GTi Mk2	12	18:09.21	0.37	61.48	1:29.33	9	62.47
3	2	VW1	Craig ROBERTS	VW Golf GTi Mk2	12	18:11.77	2.93	61.33	1:29.38	11	62.43
4	85	VW1	James BARK	VW Golf GTi Mk2	12	18:15.91	7.07	61.10	1:29.87	10	62.09
5	27	VW1	Guy STEVENS	VW Golf GTi Mk2	12	18:18.80	9.96	60.94	1:30.45	5	61.69
6	53	VW2	Andy KNOWLTON	VW Golf GTi Mk2	12	18:19.31	10.47	60.91	1:30.24	6	61.84
7	65	VW2	Luke SCHLEWITZ	VW Golf GTi Mk2	12	18:21.07	12.23	60.81	1:28.60	5	62.98
8	93	VW2	Mark REYNOLDS	VW Golf GTi Mk2	12	18:44.59	35.75	59.54	1:31.80	11	60.78
9	30	VW2	Andy STENNING	VW Golf GTi Mk2	12	18:44.93	36.09	59.52	1:32.06	11	60.61
10	32	VW1	Daniel ABBOTT	VW Golf GTi Mk2	12	18:47.15	38.31	69.41	1:32.02	12	60.64
11	35	VW1	Jamie BUTCHER	VW Golf GTi Mk2	12	18:48.02	39.18	69.36	1:31.81	6	60.78
12	28	VW2	James COLBOURNE	VW Golf GTi Mk2	12	18:48.60	39.76	59.33	1:31.69	9	60.86
13	23	VW2	Jake JOHNSON	VW Golf GTi Mk2	12	18:49.54	40.70	59.28	1:31.45	9	61.02
14	4	VW1	Luke WALES	VW Golf GTi Mk2	12	18:58.54	47.70	58.92	1:32.28	11	60.47
15	62	VW1	Andy HOLLEY	VW Golf GTi Mk2	12	19:00.28	61.44	58.72	1:33.17	10	59.89
16	29	VW2	Alistair SEDWELL	VW Golf GTi Mk2	12	19:09.80	1:00.96	58.24	1:32.42	11	60.38
17	42	VW1	Dawn BOYD	VW Golf GTi Mk2	12	19:10.66	1:01.82	58.19	1:32.94	11	60.04
18	25	VW2	Andrew WARNES	VW Golf GTi Mk2	12	19:15.47	1:06.63	57.95	1:33.40	12	59.74
19	34	VW2	Charles GODFREY	VW Golf GTi Mk2	12	19:22.44	1:13.60	57.60	1:32.04	7	60.63
20	26	VW1	Antony THEAKER	VW Golf GTi Mk2	12	19:24.63	1:15.79	57.49	1:33.98	10	59.37
21	50	VW1	Peter HAYNES	VW Golf GTi Mk2	11	18:34.39	1 Lap	55.08	1:37.51	8	57.22
Not-Classified											
58	VW2	Frank ARTHUR	VW Golf GTi Mk2	10	16:20.15	DNF	56.93	1:33.21	6	59.86	
3	VW2	John MAWDSLEY	VW Golf GTi Mk2	9	13:42.83	DNF	61.03	1:28.90	6	62.77	
70	VW2	Tony MARLOW	VW Golf GTi Mk2	6	10:42.07	DNF	52.14	1:39.02	5	56.35	
36	VW1	Matthew WELLER	VW Golf GTi Mk2	6	9:50.97	DNF	56.65	1:34.51	6	59.04	
61	VW2	John HILLON	VW Golf GTi Mk2	1	1:39.13	DNF	56.29	1:39.13	1	56.29	
89	VW1	Sebastian PALMER	VW Golf GTi Mk2	0		Starter	0.00				
Fastest Lap											
65	VW2	Luke SCHLEWITZ	VW Golf GTi Mk2					1:28.60	5	62.98	
2	VW1	Craig ROBERTS	VW Golf GTi Mk2					1:29.38	11	62.43	

✘ No 51 - STILL NO TRANSPONDER SIGNAL

Weather / Track: Raining / Wet

Start Time: 15:38

Anglesey Coastal

06 Jun 09 16:10

Clerk of Course :	Time Issued :	Chief Timekeeper :
-------------------	---------------	--------------------

THESE RESULTS REMAIN PROVISIONAL FOR A MINIMUM OF 30 MINUTES FROM THE TIME OF ISSUE AND UNTIL ALL JUDICIAL AND TECHNICAL MATTERS HAVE BEEN SETTLED

Results produced on HS Sports Timing and Results Systems. Results online at www.750MC.co.uk



Provisional Results - Race 4

750MC Formula 4 Championship

Pl	No	Cl	Name	Car	Laps	Time	Behind	MPH	Best Lap on	MPH
1	15	F4A	Andrew MINNETT	Van Diemen	15	19:55.95		69.99	1:18.34	3 71.23
2	43	F4A	Chris HOLMES	Van Diemen	15	19:56.33	0.38	69.96	1:18.51	5 71.07
3	3	F4A	Jonathan WESTON-TAYLOR	Mygale US 2000	15	20:43.92	47.97	67.29	1:21.24	3 68.69
4	38	F4C	Colin HALLS	Swift SC FF	15	20:44.98	49.03	67.23	1:21.24	15 68.69
5	7	F4A	Chris HODGEN	Van Diemen RF09	15	20:49.02	53.07	67.01	1:21.59	10 68.39
6	12	F4A	Bryn TOOTELL	Van Diemen RF06	15	20:55.75	59.80	66.65	1:21.11	8 68.80
7	4	F4A	Malcolm SCOTT	Van Diemen RF00	15	21:00.41	1:04.46	66.41	1:21.42	6 68.53
8	77	F4A	Robbie WATTS	Van Diemen RF97	15	21:10.62	1:14.67	65.87	1:20.96	6 68.92
9	83	F4C	Paul PRESGRAVES	Van Diemen RF98	14	20:35.16	1 Lap	63.25	1:25.83	11 65.01
10	26	F4A	Edward HEINZELMANN	Tatuus 98	14	20:35.35	1 Lap	63.24	1:23.74	13 66.63
11	6	F4A	Jennifer SCOTT	Van Diemen RF99	14	21:08.39	1 Lap	61.59	1:26.34	9 64.63
12	99	F4B	Charles ADRIAN	Van Diemen RF93	14	21:18.44	1 Lap	61.11	1:26.68	6 64.37
13	22	F4A	James SIMONS	Mygale SJ99	14	21:21.82	1 Lap	60.94	1:28.08	6 63.35
14	34	F4A	Paul YOUNG	Revelation	13	20:26.48	2 Laps	59.14	1:32.15	5 60.55
15	32	F4A	Paul COX	Revelation 750	12	20:00.22	3 Laps	55.79	1:31.92	4 60.70
16	33	F4A	Michael FRYATT	Revelation 2009	12	21:29.89	3 Laps	51.91	1:37.64	2 57.15

Not-Classified

66	F4A	Will THOMPSON	Revelation 2009	2	3:18.15	DNF	56.32	1:31.99	2	60.66
88	F4A	David MARSHALL	Van Diemen RF00	0		Starter	0.00			

Fastest Lap

15	F4A	Andrew MINNETT	Van Diemen					1:18.34	3	71.23	Rec
38	F4C	Colin HALLS	Swift SC FF					1:21.24	15	68.69	Rec
99	F4B	Charles ADRIAN	Van Diemen RF93					1:26.68	6	64.37	Rec

Weather / Track: Rain / Wet

Start Time : 16:07

Anglesey Coastal

06 Jun 09 16:31

Clerk of Course : <i>N.T.C.</i>	Time Issued : <i>16:40</i>	Chief Timekeeper : Terry Stevens
------------------------------------	-------------------------------	----------------------------------

THESE RESULTS REMAIN PROVISIONAL FOR A MINIMUM OF 30 MINUTES FROM THE TIME OF ISSUE AND UNTIL ALL JUDICIAL AND TECHNICAL MATTERS HAVE BEEN SETTLED

Results produced on HS Sports Timing and Results Systems. Results online at www.750MC.co.uk



Provisional Results - Race 5

Demon Tweeks / Yokohama Locost Championship

Pl	No	Cl	Name	Car	Laps	Time	Behind	MPH	Best Lap on	MPH
1	4	LC	Scott MITTELL	Locost	8	12:44.93		58.36	1:32.75	5 60.16
2	8	LCB	Matt CHERRINGTON	Locost	8	12:45.47	0.54	58.32	1:33.92	3 59.41
3	43	LC	Simon WOOD	Locost	8	12:45.74	0.81	58.30	1:33.91	6 59.42
4	34	LC	Sam BROUGH	Locost	8	12:47.26	2.33	58.18	1:33.65	8 59.58
5	1	LC	David BARTHOLOMEW	Locost	8	12:49.66	4.73	58.00	1:34.41	4 59.10
6	48	LC	Tom COLLER	Locost	8	12:52.41	7.48	57.79	1:33.78	5 59.50
7	3	LC	Alastair GARRATT	Locost	8	12:58.54	13.61	57.34	1:34.37	7 59.13
8	30	LCT	Rhys OWEN	Locost	8	13:04.81	19.88	56.88	1:36.59	4 57.77
9	6	LC	Richard JENKINS	Locost	8	13:05.56	20.63	56.83	1:36.19	7 58.01
10	87	LC	Daniel SIBBONS	Locost	8	13:08.48	23.55	56.62	1:36.29	6 57.95
11	53	LC	Mark GOGLE	Locost	8	13:14.32	29.39	56.20	1:36.99	8 57.53
12	52	LC	Matthew GILMOUR	Locost	8	13:19.70	34.77	55.82	1:36.96	7 57.55
13	28	LC	David BLACK	Locost	8	13:21.46	36.53	55.70	1:37.27	7 57.37
14	47	LC	Robert PALIN	Locost	8	13:22.53	37.60	55.62	1:37.68	7 57.13
15	57	LCT	Nick LEAR	Locost	8	13:25.75	40.82	55.40	1:37.01	5 57.52
16	54	LC	David MORROW	Locost	8	13:27.20	42.27	55.30	1:38.21	6 56.82
17	60	LCT	Richard BRADLEY	Locost	8	13:27.76	42.83	55.26	1:36.80	8 57.64
18	38	LC	Samuel GILL	Locost	8	13:29.06	44.13	55.18	1:37.21	6 57.40
19	15	LC	Jason GIBBONS	Locost	8	13:30.85	45.92	55.05	1:37.35	6 57.32
20	27	LC	Alex VON EHRHEIM	Locost	8	13:32.15	47.22	54.97	1:36.62	8 57.76
21	46	LCT	Nicholas MORLEY	Locost	8	13:32.21	47.28	54.96	1:35.52	3 58.42
22	39	LC	Steve EVANS	Locost	8	13:56.85	1:11.92	53.34	1:40.31	7 55.63
23	77	LC	James PINKERTON	Locost	8	14:01.60	1:16.67	53.04	1:40.73	6 55.40
24	25	LC	Richard DIXON	Locost	8	14:06.34	1:21.41	52.74	1:41.83	3 54.80
25	42	LC	Simon IRONSIDE	Locost	8	14:16.64	1:31.71	52.11	1:39.31	8 56.19
26	74	LC	Campbell CASSIDY	Locost	7	12:44.99	1 Lap	51.06	1:42.56	4 54.41
27	12	LCT	Richard ROTHERY	Locost	7	12:50.91	1 Lap	50.67	1:44.57	5 53.36
28	91	LC	Max LEES	Locost	7	13:04.88	1 Lap	49.77	1:45.77	3 52.76
29	71	LC	Victoria PICKLES	Locost	7	13:27.21	1 Lap	48.39	1:41.43	3 55.01

Non-Starters

22	LC	James McALLISTER	Locost
63	LC	Craig TURNER	Locost

Fastest Lap

4	LC	Scott MITTELL	Locost	1:32.75	5	60.16
8	LCB	Matt CHERRINGTON	Locost	1:33.92	3	59.41
46	LCT	Nicholas MORLEY	Locost	1:35.52	3	58.42

Weather / Track: Raining / Wet

Start Time : 16:48

Anglesey Coastal

06 Jun 09 17:03

Clerk of Course : 	Time Issued : 17:10	Chief Timekeeper : Terry Stevens 
--	------------------------	---

THESE RESULTS REMAIN PROVISIONAL FOR A MINIMUM OF 30 MINUTES FROM THE TIME OF ISSUE AND UNTIL ALL JUDICIAL AND TECHNICAL MATTERS HAVE BEEN SETTLED

Results produced on HS Sports Timing and Results Systems. Results online at www.750MC.co.uk



Provisional Results - Race 6
Polleysport / Yokohama SAXMAX Championship

Pl	No	Cl	Name	Car	Laps	Time	Behind	MPH	Best Lap on	MPH
1	88	SAX	Oliver WHITE	Citroen Saxo VTR	9	14:00.32		59.76	1:32.26	6 60.48
2	45	SAX	Josh WAKEFIELD	Citroen Saxo VTR	9	14:15.47	15.15	58.70	1:33.16	6 59.90
3	5	SAX	Patrick FLETCHER	Citroen Saxo VTR	9	14:16.05	15.73	58.66	1:33.26	6 59.83
4	23	SAX	Chris WARBURTON	Citroen Saxo VTR	9	14:21.65	21.33	58.28	1:32.37	7 60.41
5	6	SAX	Anton SPIRES	Citroen Saxo VTR	9	14:22.22	21.90	58.24	1:33.57	6 59.63
6	22	SAX	Scott MOAKES	Citroen Saxo VTR	9	14:35.36	35.04	57.37	1:34.93	9 58.78
7	21	SAX	Aaron TRIGWELL	Citroen Saxo VTR	9	14:40.05	39.73	57.06	1:33.33	6 59.79
8	18	SAX	Jordan WILLSON	Citroen Saxo VTR	9	14:44.18	43.86	56.80	1:35.39	9 58.50
9	96	SAX	Shaun CLAY	Citroen Saxo VTR	9	14:44.63	44.31	56.77	1:35.14	9 58.65
10	49	SAX	Zoe WENHAM	Citroen Saxo VTR	9	14:47.71	47.39	56.57	1:35.10	9 58.68
11	50	SAX	Ryan JENKINSON	Citroen Saxo VTR	9	15:09.30	1:08.98	55.23	1:38.06	9 56.90
12	65	SAX	Josh DAVEY	Citroen Saxo VTR	9	15:10.03	1:09.71	55.18	1:38.58	9 56.60
Not-Classified										
	33	SAX	Ryan RATCLIFFE	Citroen Saxo VTR	7	11:18.96	DNF	57.63	1:34.14	6 59.27
	54	SAX	Anthony WHORTON-EALES	Citroen Saxo VTR	2	3:21.96	DNF	55.26	1:36.79	2 57.65
Fastest Lap										
	88	SAX	Oliver WHITE	Citroen Saxo VTR					1:32.26	6 60.48

Weather / Track: Raining / Wet

Start Time : 17:10

Anglesey Coastal

06 Jun 09 17:26

Clerk of Course : <i>NOTA</i>	Time Issued : <i>1747</i>	Chief Timekeeper: Terry Stevens
----------------------------------	------------------------------	---------------------------------

THESE RESULTS REMAIN PROVISIONAL FOR A MINIMUM OF 30 MINUTES FROM THE TIME OF ISSUE AND UNTIL ALL JUDICIAL AND TECHNICAL MATTERS HAVE BEEN SETTLED

Results produced on HS Sports Timing and Results Systems. Results online at www.750MC.co.uk



2nd AMENDED

Provisional Results - Race 7 - Final
 Demon Tweeks / Yokohama Stock Hatch Championship

Pl	No	Cl	Name	Car	Laps	Time	Behind	MPH	Best Lap on	MPH
1	66	SH	Josh COOK	Citroen Saxo VTR	3	4:39.33		59.93	1:30.21	3 61.86
2	26	SH	Jake FARNDON	Citroen Saxo VTR	3	4:41.25	1.92	59.52	1:30.21	3 61.86
3	1	SH	Ryan BENSLEY	Citroen Saxo VTR	3	4:43.17	3.84	59.12	1:31.51	3 60.98
4	2	SH	Jeff HUMPHRIES	Peugeot 106 Rallye	3	4:43.96	4.63	58.95	1:31.69	3 60.86
5	5	SH	Wayne HARRIS	Citroen Saxo VTR	3	4:45.74	6.41	58.58	1:32.51	3 60.32
6	50	SH	Andrew TIBBS	Citroen Saxo VTR	3	4:45.93	6.60	58.55	1:32.35	3 60.42
7	6	SH	Simon HUNT	Citroen Saxo VTR	3	4:47.58	8.25	58.21	1:32.70	3 60.19
8	7	SH	Terry ROUGHTON	Citroen Saxo VTR	3	4:49.15	9.82	57.89	1:32.82	3 60.12
9	12	SH	Shaun HAGEN	Citroen Saxo VTR	3	4:50.15	10.82	57.69	1:33.00	3 60.00
10	96	SH	Joe FERGUSON	Citroen Saxo VTR	3	4:50.69	11.36	57.69	1:32.64	3 60.23
11	19	SH	Matthew FOLEY	Citroen Saxo VTR	3	4:51.07	11.74	57.61	1:32.66	3 60.29
12	76	SH	Gareth WRIGHT	Peugeot 106 XSi	3	4:53.73	14.40	56.99	1:34.41	3 59.10
13	8	SH	Carl SWAN	Citroen Saxo VTR	3	4:54.40	15.07	56.86	1:33.09	3 59.94
14	58	SH	Andrew FOLEY	Citroen Saxo VTR	3	4:55.32	15.99	56.68	1:34.13	3 59.28
15	3	SH	James MARSHALL	Citroen Saxo VTR	3	4:55.97	16.64	56.56	1:34.15	3 59.27
16	101	SH	Robbie BOON	Citroen Saxo VTR	3	4:57.14	17.81	56.34	1:33.97	3 59.38
17	41	SH	Martin WARD	Citroen Saxo VTR	3	4:59.16	19.83	55.98	1:34.38	3 59.12
18	57	SH	Andrew TSANG	Peugeot 106 XSi	3	4:59.95	20.62	55.81	1:34.50	3 59.05
19	31	SHB	Darren BARDEN	Peugeot 205 GTi	3	5:00.94	21.61	55.63	1:34.80	3 58.86
20	47	SH	Will SARGENT	Peugeot 106 XSi	3	5:01.35	22.02	55.55	1:34.77	3 58.88
21	71	SHB	Pip HAMMOND	Vauxhall Nova GTE	3	5:02.88	23.55	55.27	1:35.50	3 58.43
22	54	SHB	Geoff PENNINGTON	Suzuki Swift	3	5:04.34	25.01	55.00	1:36.32	3 57.93
23	51	SHB	Ben GLADWYN	Peugeot 205 GTi	3	5:05.09	25.76	54.87	1:36.39	2 57.89
24	40	SH	Amy BARKER	Citroen Saxo VTR	3	5:06.02	26.69	54.70	1:36.08	3 58.08
25	13	SHB	Tim MIZEN	Ford Fiesta XR2i	3	5:06.40	27.07	54.63	1:36.17	3 58.02
26	92	SH	Andrew THORPE	Peugeot 106 XSi	3	5:06.59	27.26	54.60	1:36.17	3 58.02
27	58	SH	Michael COMBER	Citroen Saxo VTR	3	5:08.90	29.57	54.19	1:35.97	3 58.14
28	20	SHB	Derek ROZIER	Ford Fiesta XR2i	3	5:11.71	32.38	53.70	1:37.84	3 57.03

Not-Classified

14	SHB	Matt ROZIER	Peugeot 205 GTi	3	4:57.53	NCF	56.26	1:34.21	3 59.23
69	SH	Craig VARNEY	Citroen Saxo VTR	3	4:58.14	NCF	56.15	1:34.20	3 59.24
35	SH	Jack ADLARD	Peugeot 106 XSi	3	5:15.14	NCF	53.12	1:36.50	2 57.82

Exclusions

27	SH	Nick CARTER	Citroen Saxo VTR	G80(f) - Ignoring yellow flags in heat (race 2)						
----	----	-------------	------------------	---	--	--	--	--	--	--

Fastest Lap

26	SH	Jake FARNDON	Citroen Saxo VTR					1:30.21	3 61.86
66	SH	Josh COOK	Citroen Saxo VTR					1:30.21	3 61.86
14	SHB	Matt ROZIER	Peugeot 205 GTi					1:34.21	3 59.23

Red flag at 7m25s. No 14, 35, 69 not running at time of red flag. No 40 now classified.

Weather / Track: Overcast / Wet

Start Time: 17:43

Anglesey Coastal

07 Jun 09 10:10

Clerk of Course:	Time Issued:	Chief Timekeeper: Terry Stevens
------------------	--------------	---------------------------------

THESE RESULTS REMAIN PROVISIONAL FOR A MINIMUM OF 30 MINUTES FROM THE TIME OF ISSUE AND UNTIL ALL JUDICIAL AND TECHNICAL MATTERS HAVE BEEN SETTLED

Results produced on HS Sports Timing and Results Systems. Results online at www.750MC.co.uk



Provisional Results - Race 8

750MC Formula Vee Championship

Pl	No	Cl	Name	Car	Laps	Time	Behind	MPH	Best Lap on	MPH	
1	33	FV	Sam OLIVEIRA	Sheane	12	15:04.38		74.04	1:14.37	4	76.03
2	3	FV	John HUGHES	Scarab MK5	12	15:07.83	3.47	73.76	1:14.16	5	76.24
3	2	FV	Paul SMITH	Dominator 01	12	15:13.39	9.03	73.31	1:14.73	5	74.67
4	1	FV	Daniel HANDS	GAC 001	12	15:16.62	12.26	73.05	1:14.64	11	74.76
5	63	FV	Dave HODKIN	AHS Challenger	12	15:16.90	12.54	73.03	1:14.86	6	74.54
6	12	FV	Paul TAYLOR	GAC 2008	12	15:24.02	19.66	72.47	1:15.58	10	73.83
7	6	FV	Peter BELSEY	Spydor Mk2	12	15:26.55	22.19	72.27	1:15.68	6	73.73
8	87	FV	Jenny ANDERSON	GAC 03	12	15:26.86	22.50	72.24	1:15.57	5	73.84
9	11	FV	Tim PROBERT	Storm FF1	12	15:27.71	23.35	72.18	1:15.39	6	74.02
10	27	FV	Declan McDONNELL	GAC	12	15:27.84	23.48	72.17	1:15.78	6	73.63
11	10	FV	Steve OUGH	AHS Dominator	12	15:36.57	32.21	71.49	1:16.29	8	73.14
12	32	FVB	Alan ROBINSON	Leastone	12	15:54.65	50.29	70.14	1:17.89	4	71.64
13	69	FVB	Robert COWBURN	Sheane	12	16:07.41	1:03.05	69.22	1:18.11	8	71.44
14	85	FV	Tony DOWSON	Sheane	12	16:15.77	1:11.41	68.62	1:19.40	11	70.28
15	49	FV	Richard HONICK	AHS Challenger	11	15:05.22	1 Lap	67.81	1:20.39	10	69.41
16	47	FV	Simon NOBES	AHS Challenger	11	15:15.31	1 Lap	67.06	1:19.58	6	70.12
17	26	FV	Peter ANDREWS	Sheane Mk2	11	15:41.14	1 Lap	65.22	1:22.48	5	67.65
18	92	FV	Tony MITCHELL	Ray	11	15:56.73	1 Lap	64.16	1:23.64	10	66.71
19	29	FV	Chris WILSHER	Sheane FV97	11	15:59.98	1 Lap	63.94	1:24.50	10	66.04

Not-Classified

7	FV	Martin FARMER	GAC	1	1:22.35	DNF	67.76	1:22.35	1	67.76
46	FV	Jake OLIVEIRA	Storm DC07	1	1:22.63	DNF	67.61	1:22.53	1	67.61

Fastest Lap

3	FV	John HUGHES	Scarab MK5				74.04	1:14.16	5	75.24 Rec
32	FVB	Alan ROBINSON	Leastone					1:17.89	4	71.64

Weather / Track: Overcast / Dry

Start Time : 10:47

Anglesey Coastal

07 Jun 09 11:04

Clock of Course : <i>Car 11.20</i>	Time Issued :	Chief Timekeeper : Terry Stevens
---------------------------------------	---------------	----------------------------------

THESE RESULTS REMAIN PROVISIONAL FOR A MINIMUM OF 30 MINUTES FROM THE TIME OF ISSUE AND UNTIL ALL JUDICIAL AND TECHNICAL MATTERS HAVE BEEN SETTLED

Results produced on HS Sports Timing and Results Systems. Results online at www.750MC.co.uk



Provisional Results - Race 9
Premier Choice Group 750 Formula Championship

Pl	No	Cl	Name	Car	Laps	Time	Behind	MPH	Best Lap on	MPH
1	65	F7	Roger ROWE	Centaur Mk20	12	15:20.04		72.78	1:14.99	9 74.41
2	2	F7	Dave ROBSON	SDAR/83	12	15:21.85	1.81	72.64	1:14.92	12 74.48
3	12	F7	Bill RUTTER	Darvi Mk5B	12	15:23.93	3.89	72.47	1:14.54	8 74.86
4	10	F7	Chris GOUGH	CGR2 Evo	12	15:24.95	4.91	72.39	1:15.30	6 74.10
5	69	F7B	Colin WOLSTENHOLME	Darvi Mk6	12	15:25.34	5.30	72.36	1:15.43	7 73.98
6	1	F7	Peter BOVE	ADR 750F	12	15:26.80	5.76	72.33	1:15.48	7 73.93
7	71	F7	Max SHEPPARD	Sheppard MS750/01	12	15:42.29	22.26	71.06	1:17.36	7 72.14
8	6	F7	Martin KEMP	Darvi Mk6	12	16:53.14	33.10	70.25	1:17.64	12 71.87
9	11	F7	Paul MORRIS	Darvi 92J	12	16:06.98	46.94	69.25	1:17.77	8 71.76
10	7	F7	Rod HILL	Mystic T4/21	12	16:17.12	57.08	68.53	1:18.10	9 71.45
11	17	F7B	Andrew LAKE	Darvi 91D	12	16:31.09	1:11.05	67.56	1:19.04	11 70.60
12	22	F7B	Andrew BOOTH	Centaur Mk16	12	16:31.76	1:11.72	67.52	1:19.33	11 70.34

Not-Classified

57	F7B	David WATTS	Centaur Mk16	2	2:48.24	DNF	66.33	1:19.02	2	70.62
8	F7	ian ALLEN	ADR T5	1	1:29.31	DNF	62.48	1:29.31	1	62.48

Non-Starters

95	F7	James CULVER	Marrow MK1
----	----	--------------	------------

Fastest Lap

12	F7	Bill RUTTER	Darvi Mk5B	1:14.54	6	74.86	Rec
69	F7B	Colin WOLSTENHOLME	Darvi Mk6	1:15.43	7	73.98	

Weather / Track: Cloudy / Dry

Start Time : 11:17

Anglesey Coastal

07 Jun 09 11:34

Clerk of Course : <i>[Signature]</i> 11:38	Time Issued :	Chief Timekeeper : Terry Stevens <i>[Signature]</i>
---	---------------	--

THESE RESULTS REMAIN PROVISIONAL FOR A MINIMUM OF 30 MINUTES FROM THE TIME OF ISSUE AND UNTIL ALL JUDICIAL AND TECHNICAL MATTERS HAVE BEEN SETTLED

Results produced on HS Sports Timing and Results Systems. Results online at www.750MC.co.uk



Provisional Results - Race 10

AB Performance RGB Championship

Pl	No	Cl	Name	Car	Laps	Time	Behind	MPH	Best Lap on	MPH
1	1	BEA	Derek JONES	BDN S3	12	14:40.82		76.02	1:12.01	3 77.49
2	2	BEA	Paul ROGERS	Contour Cars	12	14:51.92	11.10	75.07	1:12.72	7 76.73
3	3	BEB	John CUTMORE	Spire GTR	12	15:09.32	28.50	73.64	1:14.15	5 75.25
4	93	BEA	Robert SPENCER	Stuart Taylor	12	15:10.80	29.98	73.52	1:14.35	12 75.05
5	4	BEC	Alastair BOULTON	Stuart Taylor Phoenix	12	15:12.14	31.32	73.41	1:14.93	5 74.47
6	11	BEA	Doug CARTER	Genesis Evo	12	15:15.51	34.69	73.14	1:13.75	9 75.66
7	63	BEC	Colin CHAPMAN	Fisher Fury	12	15:19.14	38.32	72.85	1:15.13	5 74.27
8	14	BEA	David WALE	BDN S2	12	15:21.62	40.80	72.65	1:14.85	10 74.55
9	50	BEB	Tim HOVERD	Fisher Fury	12	15:22.05	41.23	72.62	1:14.84	9 74.56
10	21	BEC	Austen GREENWAY	Fisher Fury Fireblade	12	15:24.90	44.08	72.40	1:15.80	10 73.61
11	26	BEC	Andrew GRANT	Fisher Fury 04	12	15:25.19	44.37	72.37	1:15.69	10 73.72
12	88	BEC	Richard WISE	Raw Striker 2007	12	15:32.14	51.32	71.83	1:16.15	11 73.28
13	49	BEB	Tony GAUNT	Wolfe ZXR	12	15:39.44	58.62	71.28	1:15.59	11 73.82
14	28	BEC	Mathew GREEN	Fisher Fury	12	15:40.35	59.53	71.21	1:16.81	10 72.65
15	32	BEA	Bob MORTIMER	Fisher Fury	12	15:45.63	1:04.81	70.81	1:17.24	7 72.24
16	68	BEB	Adrian MOORE	Genesis Evo	12	15:46.59	1:05.77	70.74	1:16.71	7 73.70
17	17	BEC	Henry CARR	Fisher Fury	12	16:01.61	1:20.79	69.63	1:16.62	11 73.79
18	77	BEC	Phil ALCOCK	Pulsar Blade	11	14:55.40	1 Lap	68.55	1:19.55	3 70.14
19	31	BEA	Andrew CUNNINGHAM	Sylva Riot	11	15:23.24	1 Lap	66.48	1:21.15	9 68.76
20	64	BEC	Tony CARPENTER	Stuart Taylor Phoenix	11	15:29.30	1 Lap	66.05	1:22.31	9 67.79

Not-Classified

44	BEB	Judi DERISLEY	Fisher Fury	10	13:59.51	DNF	66.47	1:21.04	4 68.85
29	BEC	James LINDSLEY	Stuart Taylor Pheonlx	10	14:05.60	DNF	65.99	1:21.26	6 68.67
9	BEA	Steve ROBINSON	Genesis RR	9	11:07.75	DNF	75.21	1:12.94	3 76.50
42	BEB	Paul RICKERS	Pheonlx	2	3:12.90	DNF	57.85	1:31.20	1 61.18

Non-Starters

27	BEB	Robert GRANT	Raw Striker
65	BEB	Duncan MARSHALL	STM Phoenix
96	BEC	Tim GRAY	AB performance Striker

Fastest Lap

1	BEA	Derek JONES	BDN S3	1:12.01	3 77.49	Rec
3	BEB	John CUTMORE	Spire GTR	1:14.15	5 75.25	Rec
4	BEC	Alastair BOULTON	Stuart Taylor Phoenix	1:14.93	5 74.47	

Weather / Track: Cloudy / Dry

Start Time : 11:57

Anglesey Coastal

07 Jun 09 12:21

Clerk of Course : <i>[Signature]</i> 12.22	Time Issued :	Chief Timekeeper : Tony Stevens <i>[Signature]</i>
---	---------------	---

THESE RESULTS REMAIN PROVISIONAL FOR A MINIMUM OF 30 MINUTES FROM THE TIME OF ISSUE AND UNTIL ALL JUDICIAL AND TECHNICAL MATTERS HAVE BEEN SETTLED

Results produced on HS Sports Timing and Results Systems. Results online at www.750MC.co.uk



Provisional Results - Race 11 - Heat

Demon Tweeks / Yokohama Stock Hatch Championship

Pl	No	Cl	Name	Car	Laps	Time	Behind	MPH	Best Lap on	MPH
1	41	SH	Martin WARD	Citroen Saxo VTR	14	19:36.58		66.40	1:22.31	5 67.79
2	18	SH	Joe McMILLAN	Citroen Saxo VTR	14	19:38.93	3.37	66.21	1:23.29	12 66.99
3	71	SHB	Pip HAMMOND	Vauxhall Nova GTE	14	19:53.92	17.36	65.43	1:24.08	3 66.37
4	47	SH	Will SARGENT	Peugeot 106 XSi	14	19:54.08	17.52	65.42	1:24.24	8 68.24
5	72	SHB	Jonathan WOOLLEY	Ford Fiesta XR2i	14	19:55.38	18.82	65.35	1:24.25	8 68.23
6	27	SH	Nick CARTER	Citroen Saxo VTR	14	19:59.55	22.99	66.12	1:23.26	5 67.02
7	31	SHB	Darren BARDEN	Peugeot 205 GTi	14	19:59.99	23.43	66.10	1:24.19	9 66.28
8	101	SH	Robbie BOON	Citroen Saxo VTR	14	20:00.42	23.86	65.08	1:23.72	8 66.85
9	60	SH	Alan HASSELL	Citroen Saxo VTR	14	20:00.93	24.37	65.05	1:24.72	5 65.88
10	51	SHB	Ben GLADWYN	Peugeot 205 GTi	14	20:03.26	26.70	64.92	1:24.72	6 65.86
11	13	SHB	Tim MIZEN	Ford Fiesta XR2i	14	20:08.36	31.79	64.65	1:24.57	5 65.98
12	20	SHB	Derek ROZIER	Ford Fiesta XR2i	14	20:12.83	36.27	64.41	1:24.82	5 65.79
13	58	SH	Michael COMBER	Citroen Saxo VTR	14	20:13.39	36.83	64.38	1:24.17	8 68.28
14	92	SH	Andrew THORPE	Peugeot 106 XSi	14	20:13.91	37.36	64.35	1:24.24	8 68.24
15	86	SHB	Edward COOPER	Vauxhall Nova GSi	14	20:14.86	38.30	64.30	1:24.94	8 65.69
16	54	SHB	Geoff PENNINGTON	Suzuki Swift	14	20:19.74	43.18	64.05	1:25.32	6 65.40
17	52	SH	John GUDGEON	Peugeot 106 XSi	14	20:21.61	45.05	63.95	1:25.73	12 65.09
18	79	SHB	Bill PARIERA	Citroen AX GTi	14	20:33.76	57.19	63.32	1:26.25	3 64.70
19	32	SHB	Mark TOWNSEND	Vauxhall Nova GSi	14	20:35.59	59.03	63.22	1:26.59	6 64.44
20	24	SHB	Nick TEARLE	Ford Fiesta XR2i	14	20:41.10	1:04.54	62.94	1:26.77	2 64.31
21	37	SHB	Kelth MORGAN	Suzuki Swift GTi	14	20:44.28	1:07.72	62.78	1:27.15	10 64.03
22	81	SHB	Lisa SELBY	Ford Fiesta XR2i	14	20:45.58	1:09.02	62.72	1:27.28	9 63.93
23	35	SH	Jack ADLARD	Peugeot 106 XSi	14	20:46.81	1:09.45	62.70	1:27.01	2 64.13
24	89	SH	Geoff BLUFF	Citroen Saxo VTR	14	20:46.23	1:09.67	62.69	1:26.65	10 64.40
25	65	SHB	Rory COOPER	Ford Fiesta XR2i	13	19:46.45	1 Lap	61.14	1:27.89	13 63.63

Not-Classified

96	SH	Joe FERGUSON	Citroen Saxo VTR	11	15:42.15	DNF	65.15	1:23.98	3 66.44
57	SH	Andrew TSANG	Peugeot 106 XSi	6	8:35.67	DNF	64.93	1:24.65	6 65.92

Non-Starters

14	SHB	Matt ROZIER	Peugeot 205 GTi
46	SH	Liam SARGENT	Peugeot 106 XSi
64	SH	Mike WEBB	Citroen Saxo VTR
82	SH	Trevor GREGORY	Citroen Saxo VTR
99	SHB	Paul GARDNER	Peugeot 205 GTi

Fastest Lap

41	SH	Martin WARD	Citroen Saxo VTR	1:22.31	5	67.79	Rec
71	SHB	Pip HAMMOND	Vauxhall Nova GTE	1:24.08	3	66.37	

Weather / Track: Cloudy / Dry

Start Time: 12:21

Anglesey Coastal

07 Jun 09 12:42

Clerk of Course:	Time Issued:	Chief Timekeeper: Terry Stevens
------------------	--------------	---------------------------------

THESE RESULTS REMAIN PROVISIONAL FOR A MINIMUM OF 30 MINUTES FROM THE TIME OF ISSUE AND UNTIL ALL JUDICIAL AND TECHNICAL MATTERS HAVE BEEN SETTLED

Results produced on HS Sports Timing and Results Systems. Results online at www.750MC.co.uk



Provisional Results - Race 12

750MC Golf GTi Championship

Pl	No	Cl	Name	Car	Laps	Time	Behind	MPH	Best Lap on	MPH
1	65	VW2	Luke SCHLEWITZ	VW Golf GTi Mk2	14	19:32.54		66.62	1:22.26	2 67.83
2	3	VW2	John MAWDSLEY	VW Golf GTi Mk2	14	19:41.88	9.34	66.10	1:23.33	2 66.96
3	53	VW2	Andy KNOWLTON	VW Golf GTi Mk2	14	19:42.85	10.31	66.04	1:23.77	4 66.61
4	51	VW2	Simon HILL	VW Golf GTi Mk2	14	19:47.55	15.01	65.78	1:24.16	6 66.30
5	2	VW1	Craig ROBERTS	VW Golf GTi Mk2	14	19:57.65	25.11	65.23	1:24.16	4 66.30
6	61	VW2	John HILLON	VW Golf GTi Mk2	14	19:59.75	27.21	65.11	1:24.38	3 66.15
7	4	VW1	Luke WALES	VW Golf GTi Mk2	14	20:08.30	35.76	64.65	1:24.78	2 65.82
8	28	VW2	James COLBOURNE	VW Golf GTi Mk2	14	20:11.13	38.59	64.50	1:25.00	13 65.65
9	85	VW1	James BARK	VW Golf GTi Mk2	14	20:15.95	43.41	64.25	1:25.48	3 65.28
10	93	VW2	Mark REYNOLDS	VW Golf GTi Mk2	14	20:23.32	50.78	63.88	1:25.99	9 64.89
11	34	VW2	Charles GODFREY	VW Golf GTi Mk2	14	20:23.97	51.43	63.83	1:26.39	9 64.59
12	23	VW2	Jake JOHNSON	VW Golf GTi Mk2	14	20:24.09	51.55	63.82	1:24.50	9 68.04
13	62	VW1	Andy HOLLEY	VW Golf GTi Mk2	14	20:25.45	52.91	63.75	1:26.00	8 64.88
14	30	VW2	Andy STENNING	VW Golf GTi Mk2	14	20:26.37	53.83	63.70	1:25.84	8 65.00
15	27	VW1	Guy STEVENS	VW Golf GTi Mk2	14	20:26.56	54.02	63.69	1:26.38	13 65.36
16	32	VW1	Daniel ABBOTT	VW Golf GTi Mk2	14	20:29.72	57.18	63.63	1:26.81	8 65.03
17	42	VW1	Dawn BOYD	VW Golf GTi Mk2	14	20:32.42	59.88	63.39	1:26.37	12 64.61
18	36	VW1	Matthew WELLER	VW Golf GTi Mk2	14	20:32.79	1:00.25	63.37	1:24.91	9 65.72
19	58	VW2	Frank ARTHUR	VW Golf GTi Mk2	14	20:33.82	1:01.28	63.32	1:26.07	14 64.83
20	25	VW2	Andrew WARNES	VW Golf GTi Mk2	14	20:40.07	1:07.53	63.00	1:26.32	14 64.64
21	70	VW2	Tony MARLOW	VW Golf GTi Mk2	14	20:40.78	1:08.24	62.96	1:26.32	14 64.64
22	35	VW1	Janie BUTCHER	VW Golf GTi Mk2	14	20:41.27	1:08.73	62.94	1:25.70	12 65.11
23	26	VW1	Antony THEAKER	VW Golf GTi Mk2	14	20:42.01	1:09.47	62.90	1:26.23	14 64.71
24	89	VW1	Sebastian PALMER	VW Golf GTi Mk2	14	20:50.54	1:18.00	62.47	1:27.20	6 63.99
25	29	VW2	Alistair SEDWELL	VW Golf GTi Mk2	14	20:56.65	1:24.11	62.17	1:27.87	9 63.50
26	50	VW1	Peter HAYNES	VW Golf GTi Mk2	14	20:58.66	1:24.12	62.16	1:27.82	13 63.54

Non-Starters

31 VW2 Nick PORTER VW Golf GTi Mk2

Fastest Lap

65	VW2	Luke SCHLEWITZ	VW Golf GTi Mk2	1:22.26	2	67.83	Rec
2	VW1	Craig ROBERTS	VW Golf GTi Mk2	1:24.16	4	66.30	

Weather / Track: Cloudy / Dry

Start Time : 12:50

Anglesey Coastal

07 Jun 09 13:12

Clerk of Course : <i>D. J.</i>	Time Issued : <i>13.12</i>	Chief Timekeeper : Terry Stevens
-----------------------------------	-------------------------------	----------------------------------

THESE RESULTS REMAIN PROVISIONAL FOR A MINIMUM OF 30 MINUTES FROM THE TIME OF ISSUE AND UNTIL ALL JUDICIAL AND TECHNICAL MATTERS HAVE BEEN SETTLED

Results produced on HS Sports Timing and Results Systems. Results online at www.750MC.co.uk



Provisional Results - Race 13

750MC Formula 4 Championship

Pl	No	Cl	Name	Car	Laps	Time	Behind	MPH	Best Lap on	MPH	
1	43	F4A	Chris HOLMES	Van Diemen	11	12:28.31		82.02	1:05.88	7	84.70
2	77	F4A	Robbie WATTS	Van Diemen RF97	11	12:29.19	0.88	81.93	1:06.44	11	83.99
3	7	F4A	Chris HODGEN	Van Diemen RF09	11	12:41.89	13.58	80.56	1:07.96	11	82.11
4	12	F4A	Bryn TOOTELL	Van Diemen RF08	11	12:49.07	20.76	79.81	1:08.41	5	81.57
5	3	F4A	Jonathan WESTON-TAYLOR	Mygale JS 2000	11	12:53.93	25.62	79.31	1:08.35	11	81.64
6	15	F4A	Andrew MINNETT	Van Diemen	11	12:57.79	29.48	78.92	1:08.97	10	80.90
7	6	F4A	Jennifer SCOTT	Van Diemen RF99	11	13:15.47	47.16	77.16	1:10.36	4	79.31
8	99	F4B	Charles ADRIAN	Van Diemen RF93	11	13:30.95	1:02.64	75.69	1:11.53	10	78.01
9	83	F4C	Paul PRESGRAVES	Van Diemen RF98	11	13:43.66	1:15.35	74.52	1:12.15	11	77.34
10	22	F4A	James SIMONS	Mygale SJ99	10	12:30.62	1 Lap	74.34	1:12.95	8	76.49
11	32	F4A	Paul COX	Revelation 750	10	13:23.16	1 Lap	88.48	1:17.36	5	72.13
12	34	F4A	Paul YOUNG	Revelation	10	13:31.06	1 Lap	68.80	1:18.33	10	71.24
13	66	F4A	Will THOMPSON	Revelation 2009	10	13:39.62	1 Lap	68.08	1:18.28	8	71.30
14	33	F4A	Michael FRYATT	Revelation 2009	9	12:34.30	2 Laps	66.58	1:19.20	4	70.45

Not-Classified

89	F4A	David MARSHALL	Van Diemen RF00	11	12:54.04	NCF	79.30	1:07.59	5	82.56
26	F4A	Edward HEINZELMANN	Tatuus 98	5	6:03.07	DNF	76.84	1:09.79	5	79.95
38	F4C	Gavin MALLS	Swift SC98	1	1:17.18	DNF	72.30	1:17.18	1	72.30

Exclusions

4	F4A	Malcolm SCOTT	Van Diemen RF00	G80 - excessive speed under red flag						
---	-----	---------------	-----------------	--------------------------------------	--	--	--	--	--	--

Fastest Lap

43	F4A	Chris HOLMES	Van Diemen	1:05.88	7	84.70	Rec
99	F4B	Charles ADRIAN	Van Diemen RF93	1:11.53	10	78.01	Rec
83	F4C	Paul PRESGRAVES	Van Diemen RF98	1:12.15	11	77.34	Rec

Red flag at 13m48s. No 88 not running at time of red flag.

Weather / Track: Cloudy / Dry

Start Time : 13:18

Anglesey Coastal

07 Jun 09 14:19

Clerk of Course <i>L. Owen</i> 14.21	Time Issued :	Chief Timekeeper : Terry Stevens
---	---------------	----------------------------------

THESE RESULTS REMAIN PROVISIONAL FOR A MINIMUM OF 30 MINUTES FROM THE TIME OF ISSUE AND UNTIL ALL JUDICIAL AND TECHNICAL MATTERS HAVE BEEN SETTLED

Results produced on HS Sports Timing and Results Systems. Results online at www.750MC.co.uk



Provisional Results - Race 14

750MC MR2 Championship

Pl	No	Cl	Name	Car	Laps	Time	Behind	MPH	Best Lap on	MPH
1	28	MRB	Zac CHAPMAN	Toyota MR2 Mk2	11	15:06.43		67.72	1:21.15	2 68.78
2	73	MRB	Mark JESSOP	Toyota MR2 Mk2	11	15:10.51	4.08	67.41	1:21.28	5 68.65
3	95	MRB	Anthony DAY	Toyota MR2 Mk2	11	15:13.60	7.17	67.18	1:21.84	5 68.18
4	58	MRB	Steve LUMLEY	Toyota MR2 Mk2	11	15:20.30	13.87	66.70	1:22.08	2 68.00
5	6	MRC	Airic KITSON	Toyota MR2 Mk3	11	15:22.33	15.90	66.55	1:22.46	2 67.67
6	9	MRB	Alan HENDERSON	Toyota MR2 Mk2	11	15:26.68	20.25	66.24	1:22.41	11 67.71
7	66	MRB	Peter TAYLOR	Toyota MR2 Mk2	11	15:28.65	22.22	66.10	1:23.33	2 66.96
8	42	MRB	Colin HALLS	Toyota MR2 Mk2	11	16:30.94	24.51	65.93	1:23.04	5 67.20
9	77	MRB	John WILSON	Toyota MR2 Mk2	11	15:33.44	27.01	65.76	1:23.50	5 66.83
10	25	MRB	Clive MORPHETT	Toyota MR2 Mk2	11	15:33.92	27.49	65.72	1:23.54	6 66.79
11	22	MRB	Lee BULLOCK	Toyota MR2 Mk2	11	15:34.20	27.77	65.70	1:23.61	6 66.74
12	67	MRB	Simon ARIS	Toyota MR2 Mk2	11	15:35.08	28.65	65.64	1:23.52	6 66.81
13	26	MRB	David HENDERSON	Toyota MR2 Mk2	11	15:35.75	29.32	65.59	1:23.70	7 66.67
14	30	MRB	Rob HORSFIELD	Toyota MR2 Mk2	11	15:41.98	35.55	65.16	1:24.03	9 66.40
15	38	MRB	David BRYANT	Toyota MR2 Mk2	11	15:42.26	35.83	65.14	1:24.02	9 66.41
16	64	MRB	Matthew MARSH	Toyota MR2 Mk2	11	15:42.67	36.24	65.11	1:24.25	5 66.23
17	23	MRB	James CROSS	Toyota MR2 Mk2	11	15:48.16	41.73	64.74	1:24.35	9 66.15
18	40	MRB	Andrew BARRON	Toyota MR2 Mk2	11	15:50.73	44.30	64.56	1:23.91	4 66.50
19	76	MRC	Patrick MORTELL	Toyota MR2 Mk3 Roadster	11	15:55.56	49.13	64.23	1:25.00	6 65.65
20	61	MRB	Peter LEWIS	Toyota MR2 Mk2	11	16:20.63	1:14.10	62.60	1:26.70	7 64.36
21	79	MRA	Jonathan GRIMES	Toyota MR2 Mk1	11	16:22.09	1:15.66	62.50	1:27.97	2 63.43
22	12	MRA	David ROWE	Toyota MR2 Mk1	11	16:37.97	1:31.54	61.50	1:27.78	8 63.58
23	43	MRB	John THORNER	Toyota MR2 Mk2	10	15:25.80	1 Lap	60.27	1:27.49	3 63.78
24	21	MRA	Ben ROWE	Toyota MR2 Mk1	10	15:36.83	1 Lap	59.56	1:27.58	7 63.71

Non-Starters

78 MRB Rowland WOOLLEY Toyota MR2 Mk2

Fastest Lap

28	MRB	Zac CHAPMAN	Toyota MR2 Mk2	1:21.15	2	68.78	Rec
6	MRC	Airic KITSON	Toyota MR2 Mk3	1:22.46	2	67.67	Rec
21	MRA	Ben ROWE	Toyota MR2 Mk1	1:27.58	7	63.71	Rec

Weather / Track: Cloudy / Dry

Start Time: 13:40

Anglesey Coastal

07 Jun 09 13:68

Clock of Course : 	Time Issued :	Chief Timekeeper : Terry Stevens 
--	---------------	--

THESE RESULTS REMAIN PROVISIONAL FOR A MINIMUM OF 30 MINUTES FROM THE TIME OF ISSUE AND UNTIL ALL JUDICIAL AND TECHNICAL MATTERS HAVE BEEN SETTLED

Results produced on HS Sports Timing and Results Systems. Results online at www.750MC.co.uk



Provisional Results - Race 15

Demon Tweeks / Yokohama Locost Championship

Pl	No	Cl	Name	Car	Laps	Time	Behind	MPH	Best Lap on	MPH	
1	3	LC	Alastair GARRATT	Locost	14	19:34.05		66.54	1:22.91	13	67.30
2	30	LCT	Rhys OWEN	Locost	14	19:34.44	0.39	66.52	1:22.91	9	67.30
3	8	LCB	Matt CHERRINGTON	Locost	14	19:34.83	0.78	66.49	1:23.06	10	67.18
4	4	LC	Scott MITTELL	Locost	14	19:43.61	9.56	66.00	1:23.54	9	66.79
5	6	LC	Richard JENKINS	Locost	14	19:46.14	12.09	65.86	1:22.79	5	67.40
6	1	LC	David BARTHOLOMEW	Locost	14	19:47.93	13.88	65.78	1:22.90	14	67.31
7	77	LC	James PINKERTON	Locost	14	19:48.83	14.78	65.71	1:23.13	14	67.12
8	28	LC	David BLACK	Locost	14	19:49.83	16.78	65.66	1:23.08	14	67.16
9	46	LCT	Nicholas MORLEY	Locost	14	19:51.33	17.28	65.57	1:23.97	8	66.45
10	47	LC	Robert PALIN	Locost	14	19:56.38	22.33	65.30	1:23.73	13	66.64
11	53	LC	Mark GOGLE	Locost	14	19:58.08	24.01	65.21	1:24.43	12	66.09
12	34	LC	Sam BROUGH	Locost	14	19:59.79	25.74	65.11	1:23.59	11	66.75
13	57	LCT	Nick LEAR	Locost	14	20:00.62	26.47	65.07	1:24.08	14	66.37
14	60	LCT	Richard BRADLEY	Locost	14	20:01.09	27.04	65.04	1:23.98	5	66.44
15	25	LC	Richard DIXON	Locost	14	20:03.23	29.18	64.93	1:23.84	12	66.71
16	52	LC	Matthew GILMOUR	Locost	14	20:03.53	29.48	64.91	1:24.42	13	66.10
17	87	LC	Daniel SIBBONS	Locost	14	20:05.59	31.54	64.80	1:24.59	3	65.97
18	12	LCT	Richard ROTHERY	Locost	14	20:13.79	39.74	64.38	1:24.55	9	66.00
19	27	LC	Alex VON EHRHEIM	Locost	14	20:14.49	40.44	64.32	1:24.80	5	65.96
20	54	LC	David MORROW	Locost	14	20:19.79	46.74	64.04	1:25.74	10	65.08
21	74	LC	Campbell CASSIDY	Locost	14	20:20.80	46.75	63.99	1:25.28	8	65.45
22	71	LC	Victoria PICKLES	Locost	14	20:21.05	47.00	63.98	1:25.22	10	65.48
23	39	LC	Steve EVANS	Locost	14	20:21.49	47.44	63.95	1:24.44	10	66.08
24	38	LC	Samuel GILL	Locost	14	20:42.89	1:08.64	62.86	1:27.26	4	63.95
25	42	LC	Simon IRONSIDE	Locost	14	20:44.98	1:10.91	62.75	1:25.86	14	65.00
26	15	LC	Jason GIBBONS	Locost	14	20:67.03	1:22.98	62.15	1:25.14	12	66.54
27	91	LC	Max LEES	Locost	13	20:09.13	1 Lap	59.99	1:28.32	5	63.18

Not-Classified

48	LC	Tom COLLER	Locost	7	9:55.14	DNF	65.63	1:22.90	7	67.31
43	LC	Simon WOOD	Locost	6	7:06.78	DNF	65.37	1:23.13	4	67.12

Non-Starters

22	LC	James McALLISTER	Locost							
63	LC	Craig TURNER	Locost							

Fastest Lap

6	LC	Richard JENKINS	Locost					1:22.79	6	67.40
30	LCT	Rhys OWEN	Locost					1:22.91	9	67.30
8	LCB	Matt CHERRINGTON	Locost					1:23.06	10	67.18

Weather / Track: Cloudy / Dry

Start Time : 15:00

Anglesey Coastal

07 Jun 09 15:21

Clerk of Course :  15:58	Time Issued :	Chief Timekeeper : Terry Stevens 
---	---------------	---

THESE RESULTS REMAIN PROVISIONAL FOR A MINIMUM OF 30 MINUTES FROM THE TIME OF ISSUE AND UNTIL ALL JUDICIAL AND TECHNICAL MATTERS HAVE BEEN SETTLED

Results produced on HS Sports Timing and Results Systems. Results online at www.750MC.co.uk



Provisional Results - Race 16 (Restart)
Polleypost / Yokohama SAXMAX Championship

Pl	No	Cl	Name	Car	Laps	Time	Behind	MPH	Best Lap on	MPH
1	5	SAX	Patrick FLETCHER	Citroen Saxo VTR	7	10:06.82		64.37	1:26.08	4 66.59
2	6	SAX	Anton SPIRES	Citroen Saxo VTR	7	10:08.18	1.36	64.22	1:26.30	4 65.42
3	21	SAX	Aaron TRIGWELL	Citroen Saxo VTR	7	10:11.84	4.82	63.86	1:26.00	2 64.88
4	23	SAX	Chris WARBURTON	Citroen Saxo VTR	7	10:12.23	5.41	63.80	1:25.25	4 65.45
5	54	SAX	Anthony WHORTON-EALES	Citroen Saxo VTR	7	10:22.01	15.19	62.80	1:26.94	6 64.16
6	33	SAX	Ryan RATCLIFFE	Citroen Saxo VTR	7	10:29.41	22.59	62.06	1:27.84	6 63.52
7	96	SAX	Shaun CLAY	Citroen Saxo VTR	7	10:29.69	22.87	62.03	1:26.84	5 64.26
8	45	SAX	Josh WAKEFIELD	Citroen Saxo VTR	7	10:33.47	26.65	61.66	1:26.63	6 64.41
9	88	SAX	Oliver WHITE	Citroen Saxo VTR	7	10:34.89	28.07	61.52	1:28.50	5 63.05
10	16	SAX	Jordan WILLSON	Citroen Saxo VTR	7	10:36.26	29.44	61.39	1:27.20	2 63.99
11	65	SAX	Josh DAVEY	Citroen Saxo VTR	7	10:36.90	30.08	61.33	1:28.55	6 63.02
12	50	SAX	Ryan JENKINSON	Citroen Saxo VTR	7	10:58.00	51.18	59.36	1:31.18	3 61.20
13	22	SAX	Scott MOAKES	Citroen Saxo VTR	6	10:12.81	1 Lap	54.83	1:37.88	3 57.01

Not-Classified

49 SAX Zoa WENHAM Citroen Saxo VTR 0 Starter 0.00

Fastest Lap

5 SAX Patrick FLETCHER Citroen Saxo VTR 1:26.08 4 66.59

2-part race - no 49 took first start. No 45 - inc 10 second penalty for false start.

Weather / Track: Cloudy / Dry

Start Time : 15:55

Anglesey Coastal

07 Jun 09 16:08

Clerk of Course : 	Time Issued :	Chief Timekeeper : Terry Stevens 
--	---------------	--

THESE RESULTS REMAIN PROVISIONAL FOR A MINIMUM OF 30 MINUTES FROM THE TIME OF ISSUE AND UNTIL ALL JUDICIAL AND TECHNICAL MATTERS HAVE BEEN SETTLED

Results produced on HS Sports Timing and Results Systems. Results online at www.750MC.co.uk



Provisional Results - Race 17 - Final

Demon Tweeks / Yokohama Stock Hatch Championship

Pl	No	Cl	Name	Car	Laps	Time	Behind	MPH	Best Lap on	MPH
1	66	SH	Josh COOK	Citroen Saxo VTR	14	19:42.45		66.07	1:22.68	7 67.49
2	2	SH	Jeff HUMPHRIES	Peugeot 106 Rallye	14	19:45.28	2.83	66.91	1:23.19	7 67.08
3	1	SH	Ryan BENSLEY	Citroen Saxo VTR	14	19:45.72	3.27	66.88	1:22.63	12 67.53
4	50	SH	Andrew TIBBS	Citroen Saxo VTR	14	19:51.92	9.47	66.54	1:23.60	13 66.75
5	3	SH	James MARSHALL	Citroen Saxo VTR	14	19:52.62	10.17	66.50	1:23.30	12 66.99
6	6	SH	Simon HUNT	Citroen Saxo VTR	14	19:52.75	10.30	65.50	1:22.61	13 67.55
7	7	SH	Terry ROUGHTON	Citroen Saxo VTR	14	19:53.40	10.95	65.46	1:22.69	12 67.48
8	41	SH	Martin WARD	Citroen Saxo VTR	14	19:53.78	11.33	65.44	1:22.86	12 67.34
9	18	SH	Joe McMILLAN	Citroen Saxo VTR	14	19:57.01	14.56	65.26	1:22.28	12 67.82
10	26	SH	Jake FARNDON	Citroen Saxo VTR	14	20:00.45	18.00	65.08	1:24.40	7 66.11
11	19	SH	Matthew FOLEY	Citroen Saxo VTR	14	20:02.34	19.89	64.97	1:23.80	13 66.59
12	5	SH	Wayne HARRIS	Citroen Saxo VTR	14	20:02.64	20.09	64.96	1:23.83	13 66.56
13	101	SH	Robbie BOON	Citroen Saxo VTR	14	20:04.90	22.45	64.84	1:23.56	12 66.78
14	71	SHB	Pip HAMMOND	Vauxhall Nova GTE	14	20:06.02	23.57	64.78	1:23.47	12 66.85
15	69	SH	Craig VARNEY	Citroen Saxo VTR	14	20:07.61	25.16	64.69	1:24.20	13 66.27
16	31	SHB	Darren BARDEN	Peugeot 205 GTi	14	20:22.07	39.62	63.92	1:24.74	11 65.85
17	51	SHB	Ben GLADWYN	Peugeot 205 GTi	14	20:22.51	40.06	63.90	1:24.62	11 65.94
18	60	SH	Alan HASSELL	Citroen Saxo VTR	14	20:30.88	48.43	63.47	1:25.13	11 65.55
19	20	SHB	Derek ROZIER	Ford Fiesta XR2i	14	20:32.07	49.62	63.41	1:25.15	13 65.53
20	72	SHB	Jonathan WOOLLEY	Ford Fiesta XR2i	14	20:32.89	50.44	63.36	1:24.49	11 66.04
21	64	SHB	Geoff PENNINGTON	Suzuki Swift	14	20:34.56	52.11	63.28	1:25.11	11 65.56
22	86	SHB	Edward COOPER	Vauxhall Nova GSi	14	20:35.01	52.56	63.25	1:24.95	11 65.69
23	40	SH	Amy BARKER	Citroen Saxo VTR	14	20:35.49	53.04	63.23	1:24.73	12 65.86
24	13	SHB	Tim MIZEN	Ford Fiesta XR2i	14	20:38.35	55.90	63.08	1:24.78	14 65.82
25	52	SH	John GUDGEON	Peugeot 106 XSi	14	20:45.56	1:03.11	62.72	1:25.65	12 65.15
26	27	SH	Nick CARTER	Citroen Saxo VTR	12	19:59.99	2 Laps	65.80	1:33.21	10 59.86

Not-Classified

92	SH	Andrew THORPE	Peugeot 106 XSi	11	16:18.50	DNF	62.73	1:24.84	11 65.77
56	SH	Andrew FOLEY	Citroen Saxo VTR	8	11:55.78	DNF	62.37	1:25.17	3 65.52
12	SH	Shaun HAGEN	Citroen Saxo VTR	6	8:45.56	DNF	63.70	1:24.29	3 66.20
47	SH	Will SARGENT	Peugeot 106 XSi	0		Starter	0.00		
76	SH	Gareth WRIGHT	Peugeot 106 XSi	0		Starter	0.00		
8	SH	Carl SWAN	Citroen Saxo VTR	0		Starter	0.00		

Non-Starters

58	SH	Michael COMBER	Citroen Saxo VTR						
----	----	----------------	------------------	--	--	--	--	--	--

Fastest Lap

18	SH	Joe McMILLAN	Citroen Saxo VTR				1:22.28	12	67.82 Rec
71	SHB	Pip HAMMOND	Vauxhall Nova GTE				1:23.47	12	66.85

No 13 - Includes 5 second penalty - advantage gained through contact.

Weather / Track: Drizzle & Damp at first

Start Time : 16:14

Anglesey Coastal

07 Jun 09 17:32

Clerk of Course : 	Time Issued : 17:34	Chief Timekeeper : Terry Stevens
-----------------------	------------------------	--------------------------------------

THESE RESULTS REMAIN PROVISIONAL FOR A MINIMUM OF 30 MINUTES FROM THE TIME OF ISSUE AND UNTIL ALL JUDICIAL AND TECHNICAL MATTERS HAVE BEEN SETTLED

Results produced on HS Sports Timing and Results Systems. Results online at www.750MC.co.uk



Provisional Results - Race 18

750MC Formula Vee Championship

Pl	No	Cl	Name	Car	Laps	Time	Behind	MPH	Best Lap on	MPH
1	3	FV	John HUGHES	Scarab MK5	12	15:00.32		74.37	1:13.94	3 75.47
2	7	FV	Martin FARMER	GAC	12	15:01.24	0.92	74.30	1:13.54	10 75.88
3	33	FV	Sam OLIVEIRA	Sheane	12	15:03.68	3.36	74.10	1:14.14	10 75.26
4	1	FV	Danfai HANDS	GAC 001	12	15:04.96	4.64	73.99	1:14.17	11 75.23
5	46	FV	Jake OLIVEIRA	Storm DC07	12	15:06.17	5.85	73.89	1:14.28	12 75.14
6	2	FV	Paul SMITH	Dominator 01	12	15:11.11	10.79	73.49	1:14.95	7 74.45
7	63	FV	Dave HODKIN	AHS Challenger	12	15:12.96	12.64	73.34	1:14.88	4 74.54
8	12	FV	Paul TAYLOR	GAC 2008	12	15:19.59	19.27	72.82	1:15.48	4 73.93
9	8	FV	Peter BELSEY	Spyder Mk2	12	15:25.03	24.71	72.39	1:15.24	4 74.16
10	10	FV	Steve OUGH	AHS Dominator	12	15:25.63	25.31	72.34	1:15.63	12 73.78
11	87	FV	Jenny ANDERSON	GAC 83	12	15:29.07	28.75	72.07	1:15.35	3 74.05
12	32	FVB	Alan ROBINSON	Leystone	12	15:40.77	40.45	71.18	1:16.92	11 72.54
13	69	FVB	Robert COWBURN	Sheane	12	15:44.38	44.04	70.91	1:16.86	2 72.60
14	11	FV	Tim PROBERT	Storm FF1	12	15:51.49	51.17	70.37	1:16.60	6 73.81
15	47	FV	Simon NOBES	AHS Challenger	12	16:00.53	1:00.21	69.71	1:18.62	4 70.97
16	49	FV	Richard HONICK	AHS Challenger	12	16:08.51	1:08.19	69.14	1:19.18	8 70.47
17	85	FV	Tony DOWSON	Sheane	12	16:09.36	1:09.04	69.08	1:19.21	2 70.45
18	26	FV	Peter ANDREWS	Sheane Mk2	12	16:14.68	1:14.36	68.70	1:19.99	8 69.76
19	92	FV	Tony MITCHELL	Ray	11	15:39.13	1 Lap	65.36	1:23.89	11 66.52
20	29	FV	Chris WILSHER	Sheane FV97	11	16:07.06	1 Lap	63.47	1:25.62	6 65.17

Non-Starters

27 FV Declan McDONNELL GAC

Fastest Lap

7	FV	Martin FARMER	GAC	1:13.54	10	75.88	Rec
69	FVB	Robert COWBURN	Sheane	1:16.86	2	72.60	

Weather / Track: Cloudy / Dry

Start Time: 16:50

Anglosey Coastal

07 Jun 09 17:08

Clerk of Course:  17:31	Time Issued:	Chief Timekeeper:  Terry Stevens
---	--------------	---

THESE RESULTS REMAIN PROVISIONAL FOR A MINIMUM OF 30 MINUTES FROM THE TIME OF ISSUE AND UNTIL ALL JUDICIAL AND TECHNICAL MATTERS HAVE BEEN SETTLED

Results produced on HS Sports Timing and Results Systems. Results online at www.750MC.co.uk



Provisional Results - Race 19

Premier Choice Group 750 Formula Championship


Pl	No	Cl	Name	Car	Laps	Time	Behind	MPH	Best Lap on	MPH	
1	55	F7	Roger ROWE	Centaur Mk20	15	18:52.58		73.90	1:14.13	10	75.27
2	2	F7	Dave ROBSON	SDAR/83	15	19:10.98	18.40	72.72	1:14.27	9	75.13
3	1	F7	Peter BOVE	ADR 750F	15	19:12.76	20.18	72.61	1:14.95	13	74.45
4	12	F7	Bill RUTTER	Darvl Mk5B	15	19:23.38	30.78	71.95	1:14.20	8	75.20
5	71	F7	Max SHEPPARD	Sheppard MS750/01	15	19:23.73	31.15	71.92	1:15.74	8	73.67
6	6	F7	Martin KEMP	Darvl Mk6	15	19:28.22	35.64	71.65	1:16.04	15	73.38
7	10	F7	Chris GOUGH	CGR2 Evo	15	19:28.78	36.20	71.61	1:14.78	9	74.84
8	69	F7B	Colin WOLSTENHOLME	Darvl Mk5	15	19:29.08	36.50	71.59	1:15.68	11	73.73
9	11	F7	Paul MORRIS	Darvl 92J	15	19:33.00	40.42	71.36	1:16.06	14	73.36
10	17	F7B	Andrew LAKE	Darvl 91D	14	18:54.32	1 Lap	68.87	1:18.86	8	70.76
11	22	F7B	Andrew BOOTH	Centaur Mk16	14	20:13.81	1 Lap	64.36	1:19.31	6	70.36
Not-Classified											
	57	F7B	David WATTS	Centaur Mk16	2	3:03.06	DNF	60.96	1:25.98	1	64.90
	7	F7	Rod HILL	Mystic T4/21	0		Starter	0.00			
Non-Starters											
	8	F7	Ian ALLEN	ADR T5							
	95	F7	James CULVER	Marrow MK1							
Fastest Lap											
	55	F7	Roger ROWE	Centaur Mk20					1:14.13	10	75.27 Rec
	69	F7B	Colin WOLSTENHOLME	Darvl Mk5					1:15.68	11	73.73

Weather / Track: Cloudy / Dry

Start Time : 17:13

Anglesey Coastal

07 Jun 09 17:35

Clerk of Course  17:38	Time Issued :	Chief Timekeeper : Terry Stevens
---	---------------	----------------------------------

THESE RESULTS REMAIN PROVISIONAL FOR A MINIMUM OF 30 MINUTES FROM THE TIME OF ISSUE AND UNTIL ALL JUDICIAL AND TECHNICAL MATTERS HAVE BEEN SETTLED

Results produced on HS Sports Timing and Results Systems. Results online at www.750MC.co.uk



Provisional Results - Race 20

750MC MR2 Championship

Pl	No	Cl	Name	Car	Laps	Time	Behind	MPH	Best Lap on	MPH
1	73	MRB	Mark JESSOP	Toyota MR2 Mk2	15	20:33.61		67.85	1:21.23	4 68.69
2	28	MRB	Zac CHAPMAN	Toyota MR2 Mk2	15	20:36.20	2.59	67.71	1:21.69	3 68.31
3	95	MRB	Anthony DAY	Toyota MR2 Mk2	15	20:41.76	8.15	67.40	1:21.75	5 68.26
4	58	MRB	Steve LUMLEY	Toyota MR2 Mk2	15	20:44.81	11.20	67.24	1:21.83	2 68.19
5	9	MRB	Alan HENDERSON	Toyota MR2 Mk2	15	20:45.34	11.73	67.21	1:22.06	2 68.00
6	66	MRB	Peter TAYLOR	Toyota MR2 Mk2	16	21:00.83	27.22	66.38	1:23.07	10 67.17
7	67	MRB	Simon ARIS	Toyota MR2 Mk2	15	21:10.81	37.20	65.86	1:23.72	9 66.66
8	26	MRB	Clive MORPHETT	Toyota MR2 Mk2	15	21:12.57	38.96	66.77	1:23.62	2 66.73
9	38	MRB	David BRYANT	Toyota MR2 Mk2	15	21:14.46	40.85	65.67	1:23.30	13 66.99
10	22	MRB	Lee BULLOCK	Toyota MR2 Mk2	15	21:15.08	41.47	65.64	1:23.32	16 66.97
11	30	MRB	Rob HORSFIELD	Toyota MR2 Mk2	15	21:16.67	43.06	65.56	1:23.62	13 66.73
12	42	MRB	Colin HALLS	Toyota MR2 Mk2	15	21:17.23	43.62	65.53	1:23.16	3 67.10
13	76	MRC	Patrick MORTELL	Toyota MR2 Mk3 Roadster	15	21:28.11	52.60	65.08	1:24.29	3 66.20
14	40	MRB	Andrew BARRON	Toyota MR2 Mk2	15	21:28.64	53.03	65.05	1:24.15	3 66.31
15	51	MRB	Peter LEWIS	Toyota MR2 Mk2	14	20:37.77	1 Lap	63.11	1:26.49	5 64.52
16	21	MRA	Ben ROWE	Toyota MR2 Mk1	14	20:43.98	1 Lap	62.80	1:27.27	14 63.94
17	79	MRA	Jonathan GRIMES	Toyota MR2 Mk1	14	20:45.80	1 Lap	62.71	1:27.56	10 63.73
18	43	MRB	John THORNBET	Toyota MR2 Mk2	14	20:59.17	1 Lap	62.04	1:26.94	3 64.18
Not-Classified										
5	MRC	Airic KITSON	Toyota MR2 Mk3	13	18:20.41	DNF	65.92	1:21.80	4 68.22	
23	MRB	James CROSS	Toyota MR2 Mk2	7	10:12.16	DNF	63.81	1:24.02	3 66.41	
77	MRB	John WILSON	Toyota MR2 Mk2	5	7:09.27	DNF	64.99	1:23.02	2 67.21	
26	MRB	David HENDERSON	Toyota MR2 Mk2	2	2:57.22	DNF	62.97	1:24.74	2 65.85	
Non-Starters										
12	MRA	David ROWE	Toyota MR2 Mk1							
64	MRB	Matthew MARSH	Toyota MR2 Mk2							
78	MRB	Rowland WOOLLEY	Toyota MR2 Mk2							
Fastest Lap										
73	MRB	Mark JESSOP	Toyota MR2 Mk2					1:21.23	4 68.69	
6	MRC	Airic KITSON	Toyota MR2 Mk3					1:21.80	4 68.22	Rec
21	MRA	Ben ROWE	Toyota MR2 Mk1					1:27.27	14 63.94	Rec

Weather / Track: Cloudy / Dry

Start Time : 17:37

Anglesey Coastal

07 Jun 09 17:59

Clerk of Course : <i>Alan Jones, 16.06.09</i>	Time Issued :	Chief Timekeeper : <i>Terry Stevens</i>
--	---------------	---

THESE RESULTS REMAIN PROVISIONAL FOR A MINIMUM OF 30 MINUTES FROM THE TIME OF ISSUE AND UNTIL ALL JUDICIAL AND TECHNICAL MATTERS HAVE BEEN SETTLED

Results produced on HS Sports Timing and Results Systems. Results online at www.750MC.co.uk