

Championship Car Races



Official Programme £2.50



Mallory Park

2nd August '09

**Programme Amendments
Mallory Park**

2 Aug 2009

Please add the following

Formula
Stock Hatch
VAG Trophy

No	Cls	Driver	Car
94	B	Martin Boon	Rover GTI
12	D	Kevin Glover	VW Golf
19	A	Daryl Radford	VW Vento
22	B	Mark Jenkins	VW Golf GTI
40	D	Marcus Mckenzie	VW Golf
67	I	Rob Carvell	Seat Leon

Change of car
PCIB

65	B	Robert Spencer	MGB
----	---	----------------	-----

Change of number
PCIB

22	B	Pat Fenn	MGB 1950cc
----	---	----------	------------



This meeting is held under the General Regulations of the MSA (incorporating the provisions of the International Sporting Code of the FIA) and the Supplementary Regulations, Final Instructions and any written instructions which the Organisers issue for the race meeting. MSA Permit: 50671/2

RACE MEETING OFFICIALS

MSA STEWARD
T.Farmer

CLERKS OF COURSE
J.Floyd

N.Tanser I.Thompson

CLUB STEWARDS
V.Ayres A.Cox

TIMEKEEPERS
T.Stevens (Chief)
A.Stevens A.Hancock

SCRUTINEERS
S.Ford (Chief)
D.Smith M.Lambkin-Smith
A.Dorrell R.Garfit
A.Johnson

INCIDENT OFFICER
A.Bennett

CHIEF MARSHAL
P.Harding

RACE RESCUE UNIT/S
750 Motor Club

COMMENTATOR
M.Pye

SECRETARY
OF THE MEETING
Robin Knight

MARSHALS
750 Motor Club
BMMC & friends

BREAKDOWN UNITS
Barrie Mills

CHILD PROTECTION OFFICER -
V.Ayres

APPROXIMATE TIMETABLE

Practice

1	Demon Tweeks/Yokohama Stock Hatch Championship - session A	9.30
2	Demon Tweeks/Yokohama Stock Hatch Championship - session B	9.55
3	VAG Trophy	10.20
4	Peter Best Insurance Challenge*	10.40
5	Premier Choice Group 750 Formula Championship	11.05
6	AB Performance RGB Championship	11.30
7	750MC Toyo Tires Golf GTi Championship	11.50

Races (* = green flag lap)

	Time	
1	VAG Trophy	1.00
2	Demon Tweeks/Yokohama Stock Hatch Championship - Heat 1*	1.25
3	Demon Tweeks/Yokohama Stock Hatch Championship - Heat 2*	1.55
4	Peter Best Insurance Challenge*	2.25
5	AB Performance RGB Championship	2.55
6	750MC Toyo Tires Golf GTi Championship	3.20
7	Premier Choice Group 750 Formula Championship*	3.50
8	Demon Tweeks/Yokohama Stock Hatch Championship - Final*	4.20
9	AB Performance RGB Championship	4.50
10	750MC Toyo Tires Golf GTi Championship	5.20

The organisers reserve the right, with the permission of the Stewards of the Meeting and/or the Clerk of Course, to amend the timetable, to change the order in which events are run and to postpone, cancel or abandon the meeting or any part thereof.

Race 1**13 mins + 1 lap****VAG Trophy**

New, as a pilot series for 2009, is VAG Trophy, which caters for any two-wheel drive model from VAG

(Volkswagen, Audi, SEAT and Skoda)

produced up to the end of 2005.

Cars likely to be included as the series grows will not only be constructed specifically for VAG Trophy, but will also have been previously competing in the Vento

Challenge, Polo G40 Cup, Slick 50, VW Cup; SEAT cars are expected as are VAG cars usually used on 'track days'.

The ethos of the series is to promote highly competitive racing within power-to-weight ratio classes, good driving standards and good value for money.

No	Cls	Driver	Car details	ccs	Hometown
4	D	Luke Wales	VW Golf GTi	1800	Thetford
16	B	Dave Carvell	VW Scirocco	1900	Daventry
25	B	Andrew Warnes	VW Golf GTi	1800	King's Lynn
30	D	Andy Stenning	VW Golf GTi Mk2	1800	Pewsey
32	B	Daniel Abbott	VW Golf Gti Mk1	1600	Derby
36	D	Matthew Weller	VW Golf GTi	1800	Royston
37	D	Jamie Packham	VW Golf GTi	1800	Henley-On-Thames
45	A	Len Simpson	VW Vento	2989	Hinckley
57	B	Patrick Buss	VW Golf GTi	1800	Bristol
61	B	John Hillon	VW Golf	1984	Derby
62	D	Andy Holley	VW Golf GTi	1800	Shrewsbury
66	D	Darren Bedford	VW Golf	1800	Derby
68	B	Verity Young	VW Golf GTi	1800	Woodbridge
70	A	Tom Andrew	Seat Leon	1800	Neston
80	B	Malcolm Webster	VW Golf Mk2 16V	2000	Frome

The calendar for VAG Trophy in 2009 comprises:-

- ① Cadwell June 11
- ② Mallory Aug 2
- ③ Silverstone Aug 22
- ④ Snetterton Sep 19
- ⑤ Brands Oct 25



VAG
TROPHY

Races 2/3/8**18 mins + 1 lap****Demon Tweeks/Yokohama Stock Hatch Championship**

The Stock Hatch Championship, is in its 12th year & continues to be the most popular championship in the UK. Modifications are strictly limited to basic rebore and blueprinting along with the use of standard gearbox; ignition systems are 'free'; suspension mods are limited to lowering and uprating of springs and dampers; brakes remain standard with free pad materials; a 'control' Yokohama tyre and a weight penalty for leading cars ensures close racing at very affordable cost.

demon tweeks

No	Cls	Driver	Car details	ccs	Hometown
3		James Marshall	Citroen Saxo VTR	1600	Warwick
4		Graham Mulholland	Saxo VTR	1600	Belper
6		Simon Hunt	Citroen Saxo VTR	1600	Derby
13	B	Tim Mizen	Fiesta XR2i	1600	Eastbourne
17		Tom Molyneux	Peugeot 106 Rally	1600	Woodford Green
20	B	Derek Rozier	Peugeot 205 GTI	1600	Bexley
22		Gary Feakins	Citroen Saxo	1600	Reading
24	B	Nick Tearle	Fiesta XR2i	1600	Northampton
27		Nick Carter	Citroen Saxo	1400	Louth
29		Shane Piggott	Citroen Saxo	1600	Chelmsford
32	B	Mark Townsend	Nova GSi	1600	Newton Abbot
35		Jack Adlard	Peugeot 106 XSi	1600	Diss
40		Amy Barker	Citroen Saxo VTR	1600	Bath
42	B	Lee Scott	Ford Fiesta XR2i	1600	Basildon
44		Gary Parkes	Citroen Saxo	1600	Lincoln
46		Liam Sargent	Peugeot 106 XSi	1600	Cradley Heath
50		Andrew Tibbs	Citroen Saxo	1600	Spalding
52		John Gudgeon	Peugeot 106 XSi	1600	Ely
55		Rory Cooper	Citroen Saxo	1600	Horsham
59	B	Daniel Gibson	Ford Fiesta XR2	1600	Epsom
61	B	Stephen Ayres	Ford Fiesta XR2	1597	Bognor Regis
64		Mike Webb	Citroen Saxo	1600	Brighton
69		Craig Varney	Citroen Saxo VTR	1600	Coventry
71	B	Pip Hammond	Vauxhall Nova GTE	1598	Barrow-Upon-Humber
72	B	Jonathan Woolley	Ford Fiesta XR2i	1600	Alfreton
74		Daniel Spencer	Citroen Saxo	1600	Norwich
75		Matt Digby	Citroen Saxo	1600	Uxbridge
77		Craig Emmerson	Citroen Saxo VTR	1600	Loughborough
78		Paul Connell	Peugeot 106	1600	Market Drayton
83		Stuart Herriott	Citroen Saxo VTR	1600	Milton Keynes
87	B	Toby Harris	Fiesta XR2i	1600	Stonehouse
89		Geoff Bluff	Citroen Saxo	1600	Sheffield
91	B	Martin Cayzer	Fiesta XR2	1600	Cheylesmore

The above drivers are in the 1st Stock Hatch practice session – those on the next page are in the 2nd session. From the combined times of the two practice sessions, the slowest 60 will be split alternately into Heats 1 & 2, the remainder will go into the Final. The grid for the Final will be filled (to 30) by taking alternately the top finishers in the Heats.

Races 2/3/8**18 mins + 1 lap****Demon Tweeks/Yokohama Stock Hatch Championship**

The Stock Hatch Championship, is in its 12th year & continues to be the most popular championship in the UK.

Modifications are strictly limited to basic rebore and blueprinting along with the use of standard gearbox; ignition systems are 'free';

suspension mods are limited to lowering and uprating of springs and dampers; brakes remain standard with free pad materials; a 'control'

Yokohama tyre and a weight penalty for leading cars ensures close racing at very affordable cost.




No	Cls	Driver	Car details	ccs	Hometown
1		Ryan Bensley	Citroen Saxo VTR	1600	King's Lynn
2		Jeff Humphries	Peugeot 106 Rallye	1600	Farnham
5		Wayne Harris	Citroen Saxo VTR	1600	Wisbech
7		Terry Roughton	Citroen Saxo	1600	Wisbech
8		Carl Swan	Peugeot 106	1600	Rugby
12		Shaun Hagen	Citroen Saxo VTR	1600	King's Lynn
14	B	Matt Rozier	Peugeot 205 GTi	1580	Dartford
18		Joe McMillan	Citroen Saxo	1600	Wisbech
23	B	Alan Duly	Fiesta XR2	1600	Upminster
26		Jake Farndon	Citroen Saxo	1600	Coventry
31	B	Darren Barden	Peugeot 205 GTi	1580	Tunbridge Wells
38	B	Sarah Niblett	Peugeot 205 GTi	1600	Woking
41		Martin Ward	Citroen Saxo VTR	1600	Norwich
43		Adam Cast	Citroen Saxo	1600	Benfleet
47		Will Sargent	Peugeot 106 XSi	1600	Alresford
48		Carl Kilbey	Citroen Saxo VTR	1600	Buckhurst Hill
51	B	Ben Gladwyn	Peugeot 205 GTi	1580	Wallingford
56		Andrew Foley	Saxo VTR	1600	Merthyr Tydfil
57		Andrew Tsang	Peugeot XSi	1600	King's Lynn
58		Michael Comber	Peugeot 106	1600	Leicester
60		Alan Hassell	Citroen Saxo VTR	1600	Brighton
66		Josh Cook	Citroen Saxo	1600	Bath
76		Gareth Wright	Peugeot 106 XSi	1600	Wisbech
86	B	Edward Cooper	Nova GSi	1600	Malmesbury
88	B	Richard Smallwood	Ford Escort RSi	1600	Coventry
92		Andrew Thorpe	Peugeot 106 Xsi	1600	Ilkley
93	B	Bob Tilling	Ford Fiesta XR2	1600	Upper Bucklebury
96		Joe Ferguson	Saxo VTR	1600	Dunmow
97		Stuart Window	Ford Fiesta XR2	1600	Brandon
98		Jason Pelosi	Citroen Saxo VTR	1600	Harlow
100		Mark Alden	Peugeot 106 XSi	1600	Cheadle
101		Robbie Boon	Citroen Saxo VTR	1600	Wisbech
103		Pat Grove	Peugeot 106 Rallye	1600	Tewkesbury
106	B	Noel Moffitt	Peugeot 205 GTi	1600	Birmingham

LAP RECORD Tony Scarlett 0:56.82 85.53 09/03/2003

Race 4**18 mins + 1 lap****Peter Best Insurance Challenge**

Class A: road-going MG A, B/GT, C/GT, Midget/Sprite, 1300/1100, Metro/100 Gti/a, Metro/Metro Turbo, Maestro, Montego.

Class B: road going modified cars. MG A, B/GT, C/GT, Midget/Sprite, Metro/100, ZR, ZS, ZT, BGT V8, BV8, RV8.

Class C: modified cars on slicks. MG A, A B/GT, C/GT, Midget/Sprite, Metro/100, ZR, ZS, ZT.

Class E: MGCC Drayton Manor Park 2007 Class C cars.

Class F: MGF VVC cars to MGF Trophy regulations.

Class T: MG T Types.

No	Cls	Driver	Car details	ccs	Hometown
3	C	Dan Neaves	MG B Roadster	1800	Godalming
4	C	Ollie Neaves	MG B Roadster	1800	Godalming
5	A	John Wreghitt	MG B Roadster	1840	Chesterfield
7	C	Blaine Neaves	MG B Roadster	1800	Godalming
8	A	Lew Bergonzi	MGB Roadster	1840	Solihull
11	B	David Brooke	MGB GT	3948	St. Albans
13	B	Peter Burchill	MG Z	2500	Bolton
15	A	James Walpole	MGB Roadster	1860	Norfolk
18	A	Simon Tinkler	MGB GT	1840	Woodbridge
22	B	Patrick Fenn	MG B GT	3528	Norwich
26	F	Dave Brown	MG MGF	1800	Wokingham
30	B	James Wheeler	MGB Roadster	1950	Knebworth
31	B	Jonnie Wheeler	MGB Roadster	1950	Knebworth
38	A	James Darby	MG B GT	1860	Rugby
40	A	Clive Jones	MGB GT	1860	Bordon
44	A	Alan Brooke	Rover Metro Gti	1396	St. Albans
45	A	Alan Jones	Montego	1999	London
57	B	Robert Spencer	MGB GT V8	3900	Horton Kirby
58	B	Ian Prior	MGB	1950	Wallingford
59	B	Thomas Halliwell	MG ZR	1800	Derby
60	A	Michael Piggott	MG BGT	1830	Baldock
66	C	Simon Cripps	MGB GT	3528	Kingswood
69	B	Peter Bramble	MG B Roadster	1950	Rugby
71	F	John Binczyk	MG F 160	1800	Rushden
74	B	John Yea	MG B Roadster	1950	Witney
80	C	Rob Beasley	MG Midget	1380	Coventry



PB

PETER BEST INSURANCE

MGCC Peter Best Insurance Challenge

Races 5 & 9**13 & 18 mins + 1 lap****AB Performance RGB Championship**

First introduced in 2001, this Championship is for two-seater cars which must be capable of passing an MOT. Cars may be constructed specifically for the series or may be one of the many motorcycle engined cars currently available. The engines must be series-production four-stroke units and may not be modified from standard; they run in three classes; standard Fireblade engined kit cars (class C), up to 145 bhp (class B), 146 to 180 bhp and all rear-engined cars (class A). Control tyre is the Yokohama AO48R.



No	Cls	Driver	Car details	ccs	Hometown
1	A	Derek Jones	BND S3	1200	Norwich
2	A	Paul Rogers	Contour Cars	1200	Attleborough
3	B	John Cutmore	Spire GTR	1000	Bury St. Edmunds
4	C	Alastair Boulton	Stuart Taylor Phoenix	918	Gloucester
9	A	Steve Robinson	Genesis RR	1200	Bingley
11	A	Doug Carter	Genesis Evo	1200	Kendal
17	C	Henry Carr	Fisher Fury	919	Bradford
21	C	Austen Greenway	Fisher Fury Fireblade	919	Kidderminster
23	A	James Walker	Westfield Megabusa	1300	Slough
25	C	Matt Rowe	Fisher Fury	919	Winchester
31	A	Andrew Cunningham	Sylva Riot	1100	Newbury
32	A	Bob Mortimer	Fisher Fury	1299	Swansea
42	B	Paul Rickers	Phoenix	1000	Chesterfield
44	B	Judi Derisley	Fisher Fury	998	Hayling Island
49	B	Tony Gaunt	Wolfe ZXR	998	Belper
50	B	Tim Hoverd	Fisher Fury	998	Cambridge
63	C	Colin Chapman	Fisher Fury	919	Pershore
65	B	Duncan Marshall	STM Phoenix	1000	Newcastle
68	B	Adrian Moore	Genesis Evo	998	Peterborough
77	C	Phil Alcock	Pulsar Blade	900	Lutterworth
88	C	Richard Wise	Raw Striker 2007	900	Hemel Hempstead
93	A	Robert Spencer	Stuart taylor	1200	Markfield
96	C	Tim Gray	AB performance Striker	919	Nottingham

LAP RECORDS

A	Gordon Griffin	0:49.04	99.1	11/03/2007
B	Paul Rogers	50.77	95.73	12/10/2008
C	Derek Jones	0:50.66	97.93	11/03/2007



Races 6 & 10**13 & 18 mins + 1 lap****750 MC Toyo Tires Golf GTI Championship**

Originally run as a series of races in 2007, which gained championship status in 2008, the Golf GTI championship is for the VW Golf GTI Mk2, in both 8 valve and 16 valve versions. Tuning is very restricted – a 'control' Newman camshaft in an otherwise standard engine, standard gearbox, 'control' Toyo tyres, uprated suspension, all of which are intended to keep the costs of preparing a competitive car under control but which also have the effect of ensuring that the racing is close.

No	Cls	Driver	Car details	ccs	Hometown
2	1	Craig Roberts	VW Golf Mk2	1800	Huddersfield
3	2	John Mawdsley	Vw Golf GTi	1800	Wirral
*4	1	Luke Wales	VW Golf Mk2	1800	Thetford
12	1	Kevin Glover	VW Golf Mk2	1800	Stamford
24	2	Josh Johnson	VW Golf GTi	1800	Leicester
25	B	Andrew Warnes	VW Golf GTi	1800	King's Lynn
26	1	Antony Theaker	VW Golf Gti	1600	Leeds
28	2	James Colbourne	VW Golf Mk2	1800	Bristol
29	2	Alistair Sedwell	VW Golf Nk2	1800	Oxford
30	2	Andy Stenning	VW Golf MK2	1800	Pewsey
32	1	Daniel Abbott	VW Golf Gti Mk1	1600	Derby
33	2	Michael Thurston	VW Golf	1800	High Wycombe
35	1	Jamie Butcher	VW Golf Mk2	1800	Abingdon
36	2	Matthew Weller	VW Golf GTi	1600	Royston
37	2	Jamie Packham	VW Golf Mk2	1800	Henley-On-Thames
38	2	Henry Wright	VW Golf GTi	1800	Reading
40	2	Marcus Mckenzie	VW Golf GTi	1600	Farnham
42	1	Dawn Boyd	VW Golf Gti	1800	Andover
44	1	Peter Milne	VW Golf GTi	1600	Stamford
50	1	Peter Haynes	VW Golf GTi	1600	Dereham
51	2	Simon Hill	VW Golf Mk2	1800	Knuttsford
57	2	Patrick Buss	VW Golf GTi	1800	Bristol
61	2	John Hillon	VW Golf Mk2	1800	Derby
62	1	Andy Holley	VW Golf GTi	1800	Shrewsbury
65	2	Luke Schlewitz	VW Golf Mk2	1800	Spalding
66	2	Darren Bedford	VW Golf Gti Mk2	1600	Derby
68	2	Verity Young	VW Golf Gti Mk2	1800	Woodbridge
70	2	Tony Marlow	VW Golf Mk2	1800	Northampton
85	1	James Bark	VW Golf GTi	1800	Alford
89	1	Sebastian Palmer	Golf GTi Mk2	1800	Rugby
93	2	Mark Reynolds	VW Golf Gti	1600	Louth

* = 1ST RESERVE. Will practice, but only race if space becomes available.

LAP RECORDS

1	John Mawdsley	0:57.48	84.55	03/08/2008
2	Rob Carvell	0:56.25	86.4	03/08/2008



Race 7**13 mins + 1 lap****Premier Choice Group 750 Formula Championship**

750 Formula is for two-seater sports racing cars, introduced by the 750 MC in 1949, as its first racing formula. The regulations provide ample scope for the amateur to design and build his own car, and to develop his skills in chassis / suspension design and engine tuning within carefully controlled limits. There are two engine options, either the highly tuned Reliant 850cc or the unmodified Fiat 'FIRE' 1108cc, the latter introduced in 2003 due to the diminishing supply of spares for the Reliant engine. All cars run on a control Yokohama slick tyre.

No	Cls	Driver	Car details	ccs	Hometown
1		Peter Bove	ADR 750F	1108	Welwyn
2		Dave Robson	SDAR/83	1108	Ashbourne
3		Mick Harris	Darvi 877	1108	High Wycombe
5		Bob Simpson	SS/F	1108	West Drayton
6		Martin Kemp	Darvi Mk6	1108	Aldershot
7		Rod Hill	Mystic T4/21	1108	Ashby-De-La-Zouch
10		Chris Gough	CGR2 Evo	1108	Telford
12		Bill Rutter	Darvi Mk5B	1108	Bedford
21	B	Huw Davies	Phasar Fire	1108	Hertford
33	B	Joseph Hilliam	ADR TS	1108	Spalding
34	B	David Heaver	TSR Ingham	1108	Longfield
36	B	Nigel Harvey	PC Special	1108	Ipswich
55		Roger Rowe	Centaur Mk 20	1108	Kidderminster
57	B	David Watts	Centaur Mk16	1108	Kidderminster
69	B	Colin Wolstenholme	Darvi Mk5	1108	High Littleton
77	B	Dick Hartle	Tristesse Mk7	1108	Gravesend
95		James Culver	Marrow MK1	1108	Letchworth
97	B	Nathaniel Cooper	Davis T7	1108	High Wycombe

LAP RECORD

Roger Rowe	0:51.46	94.44	03/08/2008
------------	---------	-------	------------

**Premier Choice Group***The Health Insurance Specialists*

The Premier Choice Group is a specialist Insurance Intermediary that covers all areas of Health Insurance and other Employee Benefits using over 40 providers and managing in excess of £30 million of premium on behalf of Clients. The range of schemes comprises all types of Health Insurance products for use in either the UK or overseas, Income Protection schemes, Life Cover and Occupational Health and Absence Management initiatives. Using the services of the Premier Choice Group means that you have access to all the products of any insurer. We are also very pleased to be able to sponsor the 2009 750 Formula Championship for the third year running.

For your total peace of mind and to be in Pole Position for accessing a winning range of Insurance related Risk Solutions, call 01327 353911 or www.pch.co.uk

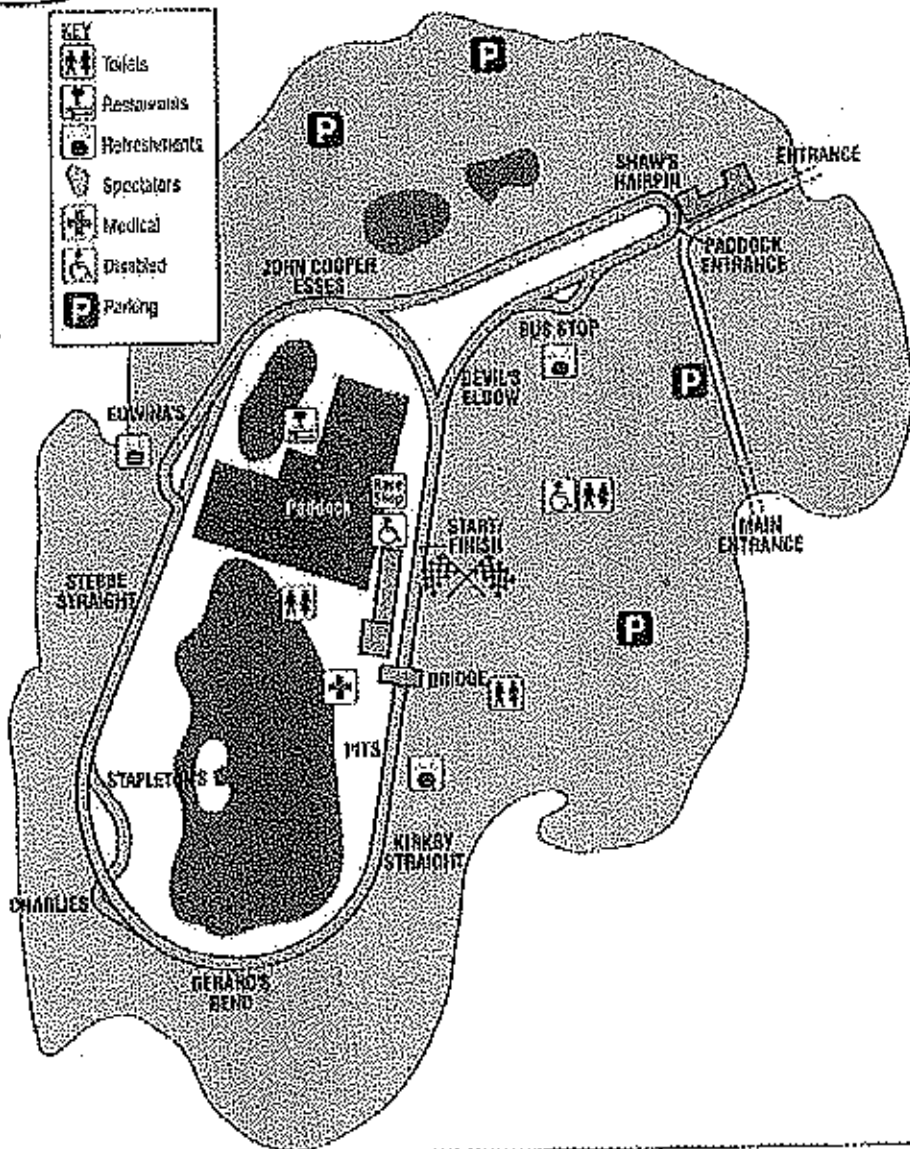
Premier Choice Healthcare Ltd is Authorised & Regulated by the Financial Services Authority.





CIRCUIT MAP

"The Little Circuit with the Big View"
01455 84293 | www.mallorypark.co.uk



Mallory Park (Motorsport) Ltd wish to thank the following companies and individuals for their help and assistance in running this event:

*Medical Services & Ambulances supplied by Inter-County Paramedic Ltd
Doctors: Dr. B. Grewal Dr. T. Dyer*

*Course Cars and Vehicles supplied by
Astro Van Centre Everyman Motor Racing
Drayton Croft Motorcycles Paynes Garages Ltd*

Mallory Park (Motorsport) Ltd.

Church Road, Kirkby Mallory, Leicestershire, LE9 7QE

Phone 01455 842931

Fax 01455 848289

Email Info @mallorypark.co.uk

General Manager
Circuit Manager
Office Manager

John Ward
Wayno Lovell
Helen Loyell

Email: johnward@mallorypark.co.uk
Email: info@mallorypark.co.uk
Email: helen@mallorypark.co.uk



Combined Qualifying Times
Demon Tweaks / Yokohama Stock Hatch
Championship

Pos	No	Cl	Name	Car	Session	Laps	Best on Lap	Map	
1	2	SH	JET HUIPHEER	Pouquet 205 GTI	B	15	55.09	5	55.55
2	16	SH	JO MCKILLIAN	Citroen Saxo VTR	D	16	55.10	5	55.56
3	75	SH	Mark Dobby	Citroen Saxo VTR	A	15	55.10	15	55.56
4	3	SH	JAMES MARSHALL	Citroen Saxo VTR	A	16	55.27	4	55.57
5	6	SH	Simon Hunt	Citroen Saxo VTR	A	16	55.29	4	55.58
6	27	SH	NICK CARTER	Citroen Saxo VTR	A	16	55.42	7	55.58
7	4	SH	Graham McHillman	Citroen Saxo VTR	A	15	55.43	3	55.58
8	7	SH	Tony Wright	Citroen Saxo VTR	D	15	55.44	3	55.58
9	41	SH	Martin Ward	Citroen Saxo VTR	B	16	55.50	5	55.58
10	12	SH	Sander Hagen	Citroen Saxo VTR	B	16	55.50	7	55.58
11	1	SH	Ryan Bessley	Citroen Saxo VTR	B	15	55.55	9	55.58
12	98	SH	Jan Ferguson	Citroen Saxo VTR	B	15	55.59	9	55.58
13	42	SH	Gary Parkes	Citroen Saxo VTR	B	15	55.64	12	55.58
14	76	SH	Paul Connell	Pouquet 205	A	15	55.67	9	55.58
15	8	SH	Carl Swan	Citroen Saxo VTR	D	15	55.73	13	55.58
16	17	SH	Tom McJannet	Pouquet 205 Rally	B	15	55.77	3	55.58
17	58	SH	Michael Cooper	Citroen Saxo VTR	B	15	55.79	12	55.58
18	92	SH	Andrew Zanes	Pouquet 104 Rallye	A	16	55.84	5	55.59
19	103	SH	Pat Gowen	Citroen Saxo VTR	B	14	55.85	13	55.59
20	101	SH	Robbie Boon	Citroen Saxo VTR	B	13	55.86	13	55.59
21	26	SH	John Pemberton	Citroen Saxo VTR	B	16	55.87	5	55.59
22	47	SH	Will Sargent	Pouquet 104 XSI	B	15	55.87	4	55.59
23	57	SH	Andrew Tsalas	Pouquet 104 XSI	B	15	57.05	15	55.59
24	45	SH	Ullan Sargent	Pouquet 104 XSI	A	15	57.07	9	55.59
25	43	SH	Carl Kelsoy	Citroen Saxo VTR	B	15	57.16	14	55.59
26	64	SH	John Weger	Citroen Saxo VTR	B	14	57.16	4	55.59
27	92	SH	Andrew Thrope	Pouquet 104 XSI	B	15	57.21	9	55.59
28	3	SH	Wayne Harris	Citroen Saxo VTR	B	14	57.23	4	55.59
29	14	SH	Mark Rietzer	Pouquet 205 GTI	B	15	57.27	14	55.59
30	14	SH	Shaun Piggett	Citroen Saxo VTR	A	16	57.28	16	55.59
31	23	SH	Marin Boon	Pouquet 104 XSI	A	16	57.32	16	55.59
32	62	SH	John Gussieon	Peugeot 104 XSI	A	15	57.32	7	55.59
33	71	SH	Pip Hammond	Peugeot 104 XSI	A	15	57.32	7	55.59
34	71	SH	Jordan Wollley	Ford Fiesta XR3i	A	15	57.51	9	55.59
35	90	SH	Alan Hasbell	Citroen Saxo VTR	B	15	57.52	6	55.59
36	42	SH	Edward Cooper	Peugeot 205 GTI	B	15	57.52	6	55.59
37	88	SH	Lee Scott	Ford Fiesta XR3i	B	15	57.52	6	55.59
38	42	SH	Jason Fildes	Citroen Saxo VTR	B	10	57.54	3	55.59
39	88	SH	Adam Cast	Citroen Saxo VTR	B	10	57.55	12	55.59
40	43	SH	Amy Barker	Citroen Saxo VTR	A	15	57.59	8	55.59
41	40	SH	Amy Barker	Citroen Saxo VTR	A	16	57.62	12	55.59
42	77	SH	Craig Edmondson	Citroen Saxo VTR	A	15	57.62	11	55.59
43	105	SH	Niall Moffett	Pouquet 205 GTI	B	15	57.88	7	55.59
44	55	SH	Roy Cooper	Citroen Saxo VTR	A	15	57.88	7	55.59
45	31	SH	Darren Bunker	Pouquet 205 GTI	B	14	57.92	8	55.59

No 20 - NO TRANSPONDER SIGNAL DETECTED

Class of Course: Malloy Park
Time Issued: 07 Aug 08 10:28
Chart Timekeeper: [Signature]

Results produced on iR Sports Timing and Results Systems, Reports online at www.750MC.co.uk



Combined Qualifying Times
Demon Tweaks / Yokohama Stock Hatch
Championship

Pos	No	Cl	Name	Car	Session	Laps	Best on Lap	Map	
46	32	SHB	Mark Townsend	Peugeot 205 GTI	A	16	58.14	11	05:09
47	51	SHB	Ben Claverton	Peugeot 205 GTI	B	11	58.15	11	05:58
48	20	SHB	Derek Rother	Peugeot 205 GTI	A	15	58.19	15	05:58
49	13	SHB	Tom Mizen	Ford Fiesta XR3i	A	15	58.28	8	05:58
50	38	SHB	Scott Mizen, Alf	Peugeot 205 GTI	B	15	58.28	8	05:58
51	24	SHB	Nick Teale, E	Ford Fiesta XR3i	A	15	58.28	8	05:58
52	37	SHB	TOBY HARRIS	Ford Fiesta XR3i	A	15	58.29	8	05:58
53	89	SHB	Daniel Gussieon	Ford Fiesta XR3i	A	15	58.00	7	05:58
54	35	SH	JACK ADLAND	Peugeot 104 XSI	A	15	58.10	8	05:58
55	89	SH	Geoff E-Left	Citroen Saxo VTR	A	15	58.26	7	05:58
56	91	SHB	Mark Carter	Ford Fiesta XR3i	A	15	58.26	7	05:58
57	89	SH	Chris Vanney	Citroen Saxo VTR	A	15	58.26	7	05:58
58	100	SH	Matt Alden	Peugeot 104 XSI	A	15	58.26	7	05:58
59	23	SHB	Alan Juley	Peugeot 104 XSI	B	14	58.62	14	05:58
60	81	SHB	Stephen Ayres	Ford Fiesta XR3i	A	15	58.25	14	05:58
61	97	SHB	Steve Wincom	Ford Fiesta XR3i	B	15	58.05	12	05:58
62	88	SHB	Rhys & Swallowood	Ford Fiesta XR3i	B	14	58.05	12	05:58
63	92	SHB	Rob Tilling	Ford Fiesta XR3i	B	13	58.09	6	05:58
64	22	SH	Shaun McNeill	Citroen Saxo VTR	A	15	58.23	10	05:58
65	28	SH	Gary Ferguson	Citroen Saxo VTR	A	15	58.23	10	05:58
66	74	SH	Dan Spencer	Citroen Saxo VTR	B	15	58.23	10	05:58
67	56	SH	Andrew Yalby	Citroen Saxo VTR	B	15	58.23	10	05:58
68	75	SH	Caron Wright	Pouquet 104 XSI	B	15	58.23	10	05:58

No 20 - NO TRANSPONDER SIGNAL DETECTED

Class of Course: Malloy Park
Time Issued: 07 Aug 08 10:28
Chart Timekeeper: [Signature]

Results produced on iR Sports Timing and Results Systems, Reports online at www.750MC.co.uk



Provisional Qualifying Times - P3

VAG Trophy

Pl	No	Cl	Name	Car	Laps	Time on Lap	Behind	MPH	
1	67	VTE	Rob CARVELL	Seat Leon	16	51.83	16	93.77	
2	70	VTA	Tom ANDREW	Seat Leon	17	54.04	5	2.21	89.93
3	19	VTA	Daryl RADFORD	VW Vento	16	64.21	8	2.38	89.65
4	66	VTB	Luke SCHLEWITZ	VW Corrado	17	64.30	12	2.47	89.50
5	16	VTA	Dave CARVELL	VW Scirocco	14	64.41	12	2.58	89.32
6	37	VTD	Jamie PACKHAM	VW Golf GTi Mk2	16	66.88	2	5.05	85.44
7	61	VTB	John HILLON	VW Golf GTi Mk2	15	66.88	6	5.05	85.44
8	67	VTB	Patrick BUSS	VW Golf GTi Mk2	16	67.02	13	6.19	85.23
9	1	VTB	Ian CARVELL	VW Scirocco	16	67.89	9	6.06	83.96
10	68	VTB	Verity YOUNG	VW Golf GTi Mk2	15	68.07	10	6.24	83.69
11	30	VTD	Andy STENNING	VW Golf GTi Mk2	6	68.23	5	6.40	83.46
12	99	VTB	Tony ABSOLOM	VW Golf	7	68.35	6	6.52	83.20
13	4	VTD	Luke WALES	VW Golf GTi Mk2	15	68.64	11	6.81	82.88
14	40	VTD	Marcus McKENZIE	VW Golf GTi Mk2	15	68.67	9	6.84	82.84
15	12	VTD	Kevin GLOVER	VW Golf GTi Mk2	15	68.83	6	7.00	82.61
16	25	VTB	Andrew WARNES	VW Golf GTi Mk2	15	68.91	6	7.08	82.50
17	38	VTD	Matthew WELLER	VW Golf GTi Mk2	13	69.14	12	7.31	82.18
18	32	VTD	Daniel ABBOTT	VW Golf GTi Mk2	15	69.25	12	7.42	82.03
19	80	VTB	Malcolm WEBSTER	VW Golf GTi Mk2	15	69.43	13	7.60	81.78
20	62	VTD	Andy HOLLEY	VW Golf GTi Mk2	15	69.64	10	7.81	81.49
21	68	VTD	Darran BEDFORD	VW Golf GTi Mk2	9	1:02.22	8	10.39	78.11
22	22	VTB	Mark JENKINS	VW Golf GTi	10	1:05.27	4	13.44	74.46

Not-Seen

45 VTA Len SIMPSON VW Vento

Weather / Track: Bright / Dry

Start Time : 10:16

Mallory Park

02 Aug 09 10:37

Clerk of Course :  (10:40)	Time Issued :	Chief Timekeeper : Terry Stevens 
--	---------------	---

THESE RESULTS REMAIN PROVISIONAL FOR A MINIMUM OF 30 MINUTES FROM THE TIME OF ISSUE AND UNTIL ALL JUDICIAL AND TECHNICAL MATTERS HAVE BEEN SETTLED.

Results produced on HS Sports Timing and Results Systems. Results online at www.750MC.co.uk



Provisional Qualifying Times - P4
Peter Best Insurance Challenge

Pl	No	Cl	Name	Car	Laps	Time on Lap	Behind	MPH
1	66	PBC	Simon CRIPPS	MGB GT	8	54.71	6	88.83
2	31	PBB	Jonnie WHEELER	MGB Roadster	10	55.28	7	87.92
3	58	PBB	Ian PRIOR	MGB	16	55.64	6	87.35
4	30	PBB	James WHEELER	MGB Roadster	14	55.88	7	87.28
5	11	PBB	David BROOKE	MGB GT	16	55.70	14	87.25
6	69	PBB	Peter BRAMBLE	MGB Roadster	16	56.33	6	86.28
7	65	PBB	Robert SPENCER	MGB	16	56.49	15	86.03
8	15	PBA	James WALPOLE	MGB Roadster	15	56.70	14	85.71
9	8	PBA	Law BERGONZI	MGB Roadster	14	56.72	4	85.68
10	7	PBC	Blaine NEAVES	MGB Roadster	13	56.72	11	85.68
11	59	PBB	Thomas HALLIWELL	MG ZR	15	56.84	7	85.50
12	4	PBC	Dina NEAVES	MGB Roadster	16	56.84	13	85.50
13	80	PBC	Peter BEASLEY	MG Midget	16	57.31	16	84.80
14	38	PBA	James DARBY	MGB GT	15	57.38	11	84.70
15	22	PBB	Patrick FENN	MGB GT	15	57.79	13	84.10
16	26	PBF	Dave BROWN	MGF	15	58.00	13	83.79
17	13	PBB	Peter BURCHILL	MG Z	15	58.56	14	82.99
18	74	PBB	John YEA	MGB Roadster	5	58.65	4	82.86
19	18	PBA	Simon TINKLER	MGB GT	15	58.68	11	82.82
20	71	PBF	John BINCZYK	MGF 160	15	58.78	11	82.68
21	3	PBC	Dan NEAVES	MGB Roadster	15	58.80	14	82.66
22	44	PBA	Alan BROOKE	Rover Metro GTi	14	59.28	7	81.98
23	5	PBA	John WREGHITT	MGB Roadster	15	1:00.35	11	80.63
24	45	PBA	Alan JONES	MG Montego	14	1:01.82	7	78.62
25	60	PBA	Michael PIGGOTT	MGB GT	14	1:01.86	11	78.66
26	40	PBA	Collin JONES	MGB GT	4	1:02.68	3	77.54

Weather / Track: Cloudy / Dry

Start Time : 10:37

Mallory Park

02 Aug 09 10:57

Clerk of Course : 	Time Issued :	Chief Timekeeper : Terry Stevens 
--	---------------	---

THESE RESULTS REMAIN PROVISIONAL FOR A MINIMUM OF 30 MINUTES FROM THE TIME OF ISSUE AND UNTIL ALL JUDICIAL AND TECHNICAL MATTERS HAVE BEEN SETTLED.

Results produced on HS Sports Timing and Results Systems. Results online at www.750MC.co.uk



Provisional Qualifying Times - P5

Premier Choice Group 750 Championship

Pl	No	Cl	Name	Car	Laps	Time on Lap	Behind	MPH	
1	2	F7	Dave ROBSON	SDAR/83	17	51.49	5	94.39	
2	10	F7	Cyris GOUGH	GGR2 Evo	17	51.52	17	0.03	94.33
3	3	F7	Mick HARRIS	Darvi 877	17	51.78	8	0.29	93.86
4	95	F7	James CULVER	Marlow MK1	17	52.29	12	0.80	92.94
6	1	F7	Peter BOVE	ADR 750F	17	52.30	6	0.81	92.93
6	97	F7B	Nathaniel COOPER	Davis T7	16	52.36	12	0.87	92.82
7	55	F7	Roger ROWE	Centaur Mk20	10	52.40	10	0.91	92.75
8	6	F7	Martin KEMP	Darvi Mk8	13	52.95	9	1.46	91.78
9	5	F7	Bob SIMPSON	SS/F	17	53.25	14	1.76	91.27
10	69	F7B	Colin WOLSTENHOLME	Darvi Mk5	17	53.51	8	2.02	90.82
11	7	F7	Rod HILL	Mystic T4/21	11	53.79	11	2.30	90.35
12	12	F7	Bill RUTTER	Darvi Mk5B	16	55.10	14	3.61	88.20
13	* 21	F7B	Huw DAVIES	Phasar Fire	16	56.28	11	4.77	86.38
14	36	F7B	Nigel HARVEY	PC Special	15	56.75	12	5.26	85.64
15	34	F7B	David HEAVER	TSR Ingham	16	57.38	12	5.89	84.70
16	33	F7B	Joseph HILLIAM	ADR T6	14	59.89	12	8.34	81.23
17	77	F7B	Dick HARTLE	Tristoso Mk7	6	1:08.42	5	16.93	71.03

* No 21 - transponder stopped working during session

Weather / Track: Cloudy / Dry

Start Time : 10:57

Mallory Park

02 Aug 09 11:14

Clerk of Course : 	Time Issued :	Chief Timekeeper : Terry Stevens 
--	---------------	---

THESE RESULTS REMAIN PROVISIONAL FOR A MINIMUM OF 30 MINUTES FROM THE TIME OF ISSUE AND UNTIL ALL JUDICIAL AND TECHNICAL MATTERS HAVE BEEN SETTLED.

Results produced on HS Sports Timing and Results Systems. Results online at www.750MC.co.uk



Provisional Qualifying Times - P6
AB Performance RGB Championship

Pl	No	Cl	Name	Car	Laps	Time on Lap	Behind	MPH
1	2	BEA	Paul ROGERS	Cambur-Cay RB200	17	42:56	0	100.05
2	1	BEA	Derek JONES	BDM 53	16	43:30	1:1	88.59
3	3	BEB	John LUTHERE	Spry GTR	15	48:37	1:0	61.41
4	66	BEA	Duncan MARSHALL	574 Phoenix	17	49:55	8	63.99
5	33	BEA	Robert SPENCER	Squad Taylor	15	49:53	7	1:07
6	98	BEA	Tom GRAY	AB Performance Sniker	17	50:29	45	1:83
7	17	BEA	Henry CARR	Fisher Fury	17	50:28	42	2:22
8	13	BEA	Doug CARTER	Genelle Evo	16	50:35	12	2:38
9	24	BEA	Richard WISE	Raw Sniker 2007	19	51:15	12	2:58
10	48	BEA	Tony GAUNT	Wolfs ZXER	17	51:15	19	2:58
11	53	BEA	Colin CHAPMAN	Fisher Fury	17	51:51	17	2:35
12	4	BEA	Ashley BOULTON	Squad Taylor Phoenix	8	51:51	6	2:55
13	52	BEA	Tim HAYDEN	Fisher Fury	13	51:55	7	3:03
14	68	BEA	Adrian MCCOY	Genelle Evo	13	51:55	6	3:24
15	42	BEA	Paul RICKERS	Phoenix	16	51:59	7	3:43
16	21	BEA	Austen GREENWAY	Fisher Fury Finabude	11	52:13	11	3:57
17	23	BEA	Mark ROWE	Fisher Fury	16	52:18	14	3:52
18	25	BEA	James WALKER	Westfield Megajudo	16	52:32	12	3:76
19	26	BEA	Andrew GRANT	Fisher Fury 04	16	52:32	9	3:59
20	77	BEA	Phil ALDOCK	Pulse Blade	17	52:50	4	4:04
21	9	BEA	Steve ROBINSON	Genelle RR	15	52:50	16	4:14
22	13	BEA	Bob MORTIMER	Fisher Fury	15	54:22	14	5:56
23	44	BEA	Judi DERISLEY	Fisher Fury	14	56:19	4	8:14
24	31	BEA	Andrew CUNNINGHAM	Slyve Riot	15	57:17	7	8:41

Weather / Track: Bright / Dry
Start Time: 14:15
Chief Timekeeper: Tony Shawes
Date of Issue: 02 Aug 08 11:32
Chief Photographer: Tony Shawes

THIS RESULT REMAINS PROVISIONAL UNTIL THE RESULTS FROM THE TIME OF ISSUE
Possibly produced on the Sports Timing and Results System, Results online at www.750cc.co.uk



2nd Best Qualifying Times
AB Performance RGB Championship

Pl	No	Cl	Name	Car	Time
1	2	BEA	Paul ROGERS	Cambur-Cay RB200	48:77
2	1	BEA	Derek JONES	BDM 53	48:00
3	3	BEB	John LUTHERE	Spry GTR	49:01
4	66	BEA	Duncan MARSHALL	574 Phoenix	49:55
5	33	BEA	Robert SPENCER	Squad Taylor	49:53
6	98	BEA	Tom GRAY	AB Performance Sniker	50:29
7	17	BEA	Henry CARR	Fisher Fury	50:28
8	49	BEA	Tony GAUNT	Wolfs ZXER	50:35
9	24	BEA	Richard WISE	Raw Sniker 2007	51:15
10	11	BEA	Doug CARTER	Genelle Evo	51:43
11	53	BEA	Colin CHAPMAN	Fisher Fury	51:51
12	4	BEA	Ashley BOULTON	Squad Taylor Phoenix	51:55
13	50	BEA	Tim HAYDEN	Fisher Fury	51:55
14	42	BEA	Paul RICKERS	Phoenix	51:59
15	68	BEA	Adrian MCCOY	Genelle Evo	52:09
16	23	BEA	Mark ROWE	Fisher Fury	52:18
17	25	BEA	James WALKER	Westfield Megajudo	52:32
18	26	BEA	Andrew GRANT	Fisher Fury 04	52:32
19	77	BEA	Phil ALDOCK	Pulse Blade	52:50
20	9	BEA	Steve ROBINSON	Genelle RR	52:50
21	13	BEA	Bob MORTIMER	Fisher Fury Finabude	54:22
22	32	BEA	Andrew GREENWAY	Fisher Fury 04	56:19
23	44	BEA	Judi DERISLEY	Fisher Fury	56:19
24	31	BEA	Andrew CUNNINGHAM	Slyve Riot	57:17

Chief of Course: [Signature]
Time Issue: [Signature]
Chief Timekeeper: [Signature]
Date of Issue: 02 Aug 08 11:32

THIS RESULT REMAINS PROVISIONAL FOR A MINIMUM OF 30 MINUTES FROM THE TIME OF ISSUE



Provisional Qualifying Times - P7
750MC Toyo Tires Golf GTI Championship

Pl	No	Cl	Name	Car	Laps	Time on Lap	Behind	MPI	
1	63	VW2	LUNA SCHLEWITZ	VW Golf GTI MK2	13	53.26	2	56.88	
2	33	VW2	Michael THURSTON	VW Golf GTI MK2	16	58.29	18	0.43	56.36
3	27	VW2	Jamie PACHMAY	VW Golf GTI MK2	16	58.33	16	0.38	56.26
4	3	VW2	John MAWDSLEY	VW Golf GTI MK2	10	58.52	5	0.68	55.84
5	51	VW2	John HILLON	VW Golf GTI MK2	15	58.94	6	0.70	55.81
6	51	VW2	Simon HILL	VW Golf GTI MK2	16	59.74	2	0.80	55.65
7	2	VW1	Greg ROBERTS	VW Golf GTI MK2	16	58.33	5	0.49	55.37
8	57	VW2	Patrick BULLS	VW Golf GTI MK2	11	66.94	5	1.20	53.35
9	52	VW2	Jack JOHNSON	VW Golf GTI MK2	15	57.32	6	1.38	54.79
10	28	VW2	Jenna GOLDBURNE	VW Golf GTI MK2	14	57.40	14	1.26	54.57
11	88	VW1	James BARK	VW Golf GTI MK2	14	57.83	14	1.68	54.26
12	68	VW1	Verly YOUNG	VW Golf GTI MK2	16	57.21	4	1.77	54.21
13	70	VW2	Tony MARDLOW	VW Golf GTI MK2	14	57.80	13	1.88	54.08
14	12	VW1	Kevin GILVER	VW Golf GTI MK2	15	57.80	6	1.96	53.94
15	4	VW1	Liam WALLIS	VW Golf GTI MK2	15	57.83	14	1.98	53.89
16	35	VW1	Janie BUTCHER	VW Golf GTI MK2	15	57.94	13	2.00	53.88
17	44	VW1	Perie MILLIE	VW Golf GTI MK2	15	57.39	15	2.05	53.85
18	28	VW2	Matthew WELLS	VW Golf GTI MK2	14	58.01	18	2.07	53.78
19	38	VW2	Mark REVOLDS	VW Golf GTI MK2	15	58.05	12	2.11	53.72
20	33	VW2	Mark REVOLDS	VW Golf GTI MK2	15	58.08	8	2.14	53.68
21	40	VW2	Markus KERNIGUE	VW Golf GTI MK2	15	58.10	9	2.18	53.69
22	42	VW1	Dean BOYD	VW Golf GTI MK2	15	58.10	18	2.18	53.69
23	29	VW2	Andy STERNING	VW Golf GTI MK2	9	58.25	9	2.28	53.48
24	32	VW1	Dominic ABBOTT	VW Golf GTI MK2	13	58.25	9	2.31	53.43
25	26	VW1	Amory THEAKER	VW Golf GTI MK2	15	58.25	5	2.32	53.42
26	25	VW2	Andrew WARREN	VW Golf GTI MK2	15	58.05	7	2.32	53.47
27	62	VW1	Andy HOLLIER	VW Golf GTI MK2	15	58.32	6	2.38	53.48
28	89	VW1	Sebastian PALMER	VW Golf GTI MK2	15	58.08	12	2.34	53.29
29	80	VW1	Peke HAVES	VW Golf GTI MK2	15	58.88	5	2.94	51.58
30	29	VW2	Damon BEDFORD	VW Golf GTI MK2	5	63.88	5	3.94	51.58
31	64	VW2	Damon BEDFORD	VW Golf GTI MK2	6	63.88	5	4.04	51.03

Exclusions:
22 SH1 Gary FEAKINS
48 VTA Lon SIMPSON
Not Seen
74 SH1 Daniel SPENCER
Stops: Hazon 74-26:00
Clipped: Steve YTR

Qualified out of position for Race 3
Qualified out of position for Race 1

Weather / Track: Mallory Park
 Start Time: 11:37
 Clerk of Course: Chief Timekeeper: Tony STOVICS
 Date: 02 AUG 09 11:54
 THESE RESULTS REMAIN PROVISIONAL FOR A MINIMUM OF 30 MINUTES FROM THE TIME OF USE.
 Results produced by S-S Sports Timing and Results Systems, Results online at www.750MC.co.uk



2nd Best Qualifying Times
750MC Toyo Tires Golf GTI Championship

Pl	No	Cl	Name	Car	Time
1	26	VW2	Michael THURSTON	VW Golf GTI MK2	55.22
2	63	VW2	LUNA SCHLEWITZ	VW Golf GTI MK2	55.45
3	37	VW2	Jenna PACHMAY	VW Golf GTI MK2	55.44
4	3	VW2	John MAWDSLEY	VW Golf GTI MK2	55.89
5	51	VW2	Simon HILL	VW Golf GTI MK2	56.14
6	67	VW2	Patrick BULLS	VW Golf GTI MK2	56.24
7	61	VW2	John HILLON	VW Golf GTI MK2	57.21
8	2	VW1	Greg ROBERTS	VW Golf GTI MK2	57.26
9	28	VW2	Jack JOHNSON	VW Golf GTI MK2	57.28
10	24	VW2	James BARK	VW Golf GTI MK2	57.44
11	88	VW1	Verly YOUNG	VW Golf GTI MK2	57.87
12	88	VW2	Kevin GILVER	VW Golf GTI MK2	57.79
13	35	VW1	Janie BUTCHER	VW Golf GTI MK2	58.03
14	4	VW1	Liam WALLIS	VW Golf GTI MK2	58.04
15	28	VW2	Matthew WELLS	VW Golf GTI MK2	58.04
16	72	VW1	Mark GILVER	VW Golf GTI MK2	58.27
17	44	VW1	Perie MILLIE	VW Golf GTI MK2	58.27
18	40	VW2	Markus KERNIGUE	VW Golf GTI MK2	58.29
19	30	VW2	Andy STERNING	VW Golf GTI MK2	58.29
20	32	VW1	Dominic ABBOTT	VW Golf GTI MK2	58.30
21	32	VW2	Mark REVOLDS	VW Golf GTI MK2	58.30
22	70	VW2	Tony MARDLOW	VW Golf GTI MK2	58.32
23	38	VW2	Henry WRIGHT	VW Golf GTI MK2	58.32
24	42	VW1	Dean BOYD	VW Golf GTI MK2	58.33
25	28	VW1	Amory THEAKER	VW Golf GTI MK2	58.38
26	25	VW2	Andrew WARREN	VW Golf GTI MK2	58.38
27	89	VW1	Sebastian PALMER	VW Golf GTI MK2	58.40
28	62	VW1	Andy HOLLIER	VW Golf GTI MK2	58.46
29	80	VW1	Peke HAVES	VW Golf GTI MK2	58.89
30	60	VW1	Damon BEDFORD	VW Golf GTI MK2	1:00.02
31	88	VTA	Lon SIMPSON	VW Golf GTI MK2	1:00.82
32	48	VTA	Lon SIMPSON	VW Vento	1:01.51
33	22	SH	Gary FEAKINS	Citroen Saxo YTR	1:04.09

Clerk of Course: Time Issued: Chief Timekeeper: Tony STOVICS
 Date: 02 AUG 09 11:58
 THESE RESULTS REMAIN PROVISIONAL FOR A MINIMUM OF 30 MINUTES FROM THE TIME OF USE.
 Results produced by S-S Sports Timing and Results Systems, Results online at www.750MC.co.uk



AMENDED

Provisional Qualifying Times - P7

750MC Toyo Tires Golf GTi Championship

Pl	No	Cl	Name	Car	Laps	Time on Lap	Behind	MPH
1	65	VW2	Luke SCHLEWITZ	VW Golf GTi Mk2	13	55.94	2	86.88
2	33	VW2	Michael THURSTON	VW Golf GTi Mk2	16	56.29	16	86.34
3	37	VW2	Jamie PACKHAM	VW Golf GTi Mk2	16	56.33	16	86.26
4	3	VW2	John MAWDSLEY	VW Golf GTi Mk2	10	56.62	6	85.84
5	61	VW2	John HILLON	VW Golf GTi Mk2	15	56.64	5	85.81
6	51	VW2	Simon HILL	VW Golf GTi Mk2	16	56.74	2	85.65
7	2	VW1	Craig ROBERTS	VW Golf GTi Mk2	16	56.93	5	85.37
8	57	VW2	Patrick BUSS	VW Golf GTi Mk2	11	56.94	5	85.35
9	24	VW2	Josh JOHNSON	VW Golf GTi Mk2	15	57.32	6	84.79
10	28	VW2	James COLBOURNE	VW Golf GTi Mk2	18	57.40	14	84.67
11	85	VW1	James BARK	VW Golf GTi Mk2	16	57.62	14	84.35
12	68	VW2	Verity YOUNG	VW Golf GTi Mk2	16	57.71	4	84.21
13	70	VW2	Tony MARLOW	VW Golf GTi Mk2	14	57.80	13	84.08
14	12	VW1	Kevin GLOVER	VW Golf GTi Mk2	15	57.90	8	83.94
15	35	VW1	Jamie BUTCHER	VW Golf GTi Mk2	15	57.94	13	83.88
16	44	VW1	Peter MILNE	VW Golf GTi Mk2	15	57.99	15	83.81
17	38	VW2	Henry WRIGHT	VW Golf GTi Mk2	15	58.01	15	83.78
18	36	VW2	Matthew WELLER	VW Golf GTi Mk2	14	58.05	12	83.72
19	93	VW2	Mark REYNOLDS	VW Golf GTi Mk2	15	58.08	8	83.68
20	42	VW1	Dawn BOYD	VW Golf GTi Mk2	15	58.10	15	83.65
21	30	VW2	Andy STENNING	VW Golf GTi Mk2	9	58.22	6	83.48
22	32	VW1	Daniel ABBOTT	VW Golf GTi Mk2	13	58.25	9	83.43
23	26	VW1	Antony THEAKER	VW Golf GTi Mk2	15	58.75	7	82.72
24	25	VW2	Andrew WARNES	VW Golf GTi Mk2	15	58.86	5	82.57
25	82	VW1	Andy HOLLEY	VW Golf GTi Mk2	15	58.92	6	82.48
26	89	VW1	Sebastian PALMER	VW Golf GTi Mk2	15	59.05	12	82.29
27	50	VW1	Peter HAYNES	VW Golf GTi Mk2	15	59.66	9	81.43
28	29	VW2	Alistair SEDWELL	VW Golf GTi Mk2	8	59.88	5	81.16
29	66	VW2	Darron BEDFORD	VW Golf GTi Mk2	6	59.98	5	81.03

Exclusions

22	SH	Gary PEAKINS	Citroen Saxo VTR	Qualified out of session for Race 3
4	VW1	Luke WALES	VW Golf GTi Mk2	c(a)60, c(b)1 - car underweight
40	VW2	Marcus McKENZIE	VW Golf GTi Mk2	c(a)60, c(b)1 - car underweight
45	VTA	Len SIMPSON	VW Vento	Qualified out of session for Race 1

Not-Seen

74	SH	Daniel SPENCER	Citroen Saxo VTR
----	----	----------------	------------------

Stock Hatch 74 not seen.

Weather / Track:

Start Time : 11:37

Mallory Park

02 Aug 09 13:03

Clerk of Course :  13/09	Time Issued :	Chief Timekeeper : Tony Stevens 
--	---------------	--

THESE RESULTS REMAIN PROVISIONAL FOR A MINIMUM OF 30 MINUTES FROM THE TIME OF ISSUE AND UNTIL ALL JUDICIAL AND TECHNICAL MATTERS HAVE BEEN SETTLED.

Results produced on HS Sports Timing and Results Systems. Results online at www.750MC.co.uk

RACE GRID

Demon Tweeks / Yokohama Stock Hatch Championship

Race 8 - Final

ROW 16		
ROW 15	60 Alan HASSELL	5 Wayne HARRIS
ROW 14	20 Derek ROZIER	64 Mike WEBB
ROW 13	71 Pip HAMMOND	98 Jason PELOSI
ROW 12	101 Robbie BOON	29 Shane PIGGOTT
ROW 11	42 Lee SCOTT	57 Andrew TSANG
ROW 10	47 Wil SARGENT	8 Carl SWAN
ROW 9	46 Liam SARGENT	48 Carl KILBEY
ROW 8	50 Andrew TIBBS	103 Pat GROVE
ROW 7	17 Tom MOLYNEUX	1 Ryan BENSLEY
ROW 6	78 Paul CONNELL	44 Gary PARKES
ROW 5	7 Terry ROUGHTON	4 Graham MULHOLLAND
ROW 4	12 Shaun HAGEN	41 Martin WARD
ROW 3	18 Joe McMILLAN	27 Nick CARTER
ROW 2	3 James MARSHALL	6 Simon HUNT
ROW 1	2 Jeff HUMPHRIES	75 Matt DIGBY

POLE

RESERVES: 92 106 32 40 38 58 87 51 77 31 55 24 190 13 61 89 83 86 92 22 14

AMENDED

RACE GRID

AMENDED

VAG Trophy

Race 1

ROW 12		45 Subject to Qual Len SIMPSON	
ROW 11	66 01:02.220 Darren BEDFORD		22 01:05.270 Mark JENKINS
ROW 10		80 00:59.430 Malcolm WEBSTER	62 00:59.840 Andy HOLLEY
ROW 9	36 00:59.140 Matthew WELLER		32 00:59.250 Daniel ABBOTT
ROW 8		12 00:58.830 Kevin GLOVER	25 00:58.810 Andrew WARNES
ROW 7	4 00:58.640 Luke WALES		40 00:58.670 Marcus MCKENZIE
ROW 6		30 00:58.230 Andy STENNING	99 00:58.350 Tony ABSOLOM
ROW 5	1 00:57.890 Ian CARVELL		68 00:58.070 Verity YOUNG
ROW 4		61 00:56.880 John HILLON	57 00:57.020 Patrick BUSS
ROW 3	16 00:54.410 Dave CARVELL		37 00:56.880 Jamie PACKHAM
ROW 2		19 00:54.210 Daryl RADFORD	65 00:54.300 Luke SCHLEWITZ
ROW 1	67 00:51.830 Rob CARVELL		70 00:54.040 Tom ANDREW

POLE



RACE GRID

Demon Tweaks / Yokohama Stock Hatch Championship

Race 2 - Heat 1

ROW 6				
ROW 15	93 01:02.338 893 TULLING	74 01:02.338 Daniel STEVENS	97 01:00.602 SILVER WINDOW	
ROW 14	59 00:59.602 EMRI GIBSON	23 00:59.724 ALY DULY	89 00:59.280 Owen BLUFF	
ROW 13	69 00:59.916 Owen WORSLEY	31 00:57.916 Owen BARDEN	24 00:58.966 NASH TEARLE	
ROW 12	13 00:58.296 M. HAZEN	106 00:57.660 Nolan ORPHEE	51 00:58.190 Ben GLAZOVAN	
ROW 11	98 00:57.300 Jasen PERCSI	72 00:57.916 Jawhan WOOLLEY	40 00:57.600 Amy BARKER	
ROW 10	29 00:57.200 Shaun BIGGOTT	52 00:57.240 JOHN GILSON	86 00:57.200 Edward COOPER	
ROW 9	64 00:57.186 MKA WEBB	48 00:57.080 Carl KILBEY	5 00:57.230 Wayne HARRIS	
ROW 8	57 00:57.080 Andrew TSANG	103 00:56.650 Paul GOSPE	26 00:56.870 John SANDON	
ROW 7	8 00:56.750 CHRISTIAN	1 00:56.590 Ryan BENSLI SY	58 00:56.700 Michael COOPER	
ROW 6	4 00:56.430 Graham ZILHOLLAND	41 00:56.500 NASH WARD	44 00:56.670 Cory PARKER	

POLE

3 position grid penalties from previous meeting applied to 31(H1), 59(H1), 72(H2), 71(H2)

Printed : 10:00, 02 August 2009

H5 Sports Timing and Results Systems

Motorsport Park

RACE GRID

Demon Tweaks / Yokohama Stock Hatch Championship

Race 3 - Heat 2

ROW 16				
ROW 15	83 01:03.170 SILVER WINDOW	22 00:56.100 GARY FEAKINS	88 01:00.830 Rohan SMALLWOOD	
ROW 14	61 01:00.602 Shaun AYRES	100 00:56.620 Mark ALDEN	35 00:56.100 John DOLBERG	
ROW 13	91 00:56.380 Liam SKYLER	87 00:58.050 Wayne HARRIS	38 00:58.280 SARA VILETT	
ROW 12	20 00:56.190 Cory ROZIER	55 00:57.916 Nev COOPER	32 00:56.100 Mark THOMPSON	
ROW 11	71 00:57.400 ZULI SANDON	42 00:57.240 Liam SCOTT	43 00:57.600 Adam OAST	
ROW 10	94 00:57.280 Mark SEON	60 00:57.520 Alan HASSELL	14 00:57.270 Mark ROZIER	
ROW 9	46 00:57.070 Liam SANDRETT	66 00:57.420 JOHN COOK	17 00:56.770 Tom VOYNECK	
ROW 8	50 00:56.840 Andrew TIBBS	47 00:56.570 Way SANDRETT	101 00:56.880 Rohan BOON	
ROW 7	7 00:56.480 Tom ROUGHTON	96 00:56.650 Nev FERRELL SKR	78 00:56.550 Paul CORNELL	

POLE

3 position grid penalties from previous meeting applied to 31(H1), 59(H1), 72(H2), 71(H2)

Printed : 10:50:02 August 2009

H5 Sports Timing and Results Systems

Motorsport Park

RACE GRID

AB Performance RGB Championship

Race 5

ROW 12	00:56:703 JAD DERSLEY	00:57:100 ANDREW CUNNINGHAM
ROW 11	00:52:703 SHAWN ROBERTSON	00:54:220 BEN MOERTNER
ROW 10	00:52:560 ANDREW GRANT	00:52:600 PHIL ALCOCK
ROW 9	00:52:700 MATT ROBE	00:52:320 JAMES WALKER
ROW 8	00:51:580 TIM HOVERD	00:51:900 ADAM MOORE
ROW 7	00:51:310 CEIN CHAPMAN	00:51:410 AMAR BOLLTON
ROW 6	00:51:150 RICHARD WISE	00:51:100 TOM GAUNT
ROW 5	00:50:780 HENRY CARR	00:50:600 DAVE CARTER
ROW 4	00:48:800 ROBERT SPENCER	00:50:380 TIM GRAY
ROW 3	00:48:870 JOHN CUTMORE	00:48:550 DUNCAN WARRS-HILL
ROW 2	00:48:590 PAUL RODGERS	00:48:800 DAVID JONES
ROW 1	00:48:590 PAUL RODGERS	00:48:590 PAUL RODGERS

POLE

RACE GRID

AB Performance RGB Championship

Race 9

ROW 12	00:56:860 JAD DERSLEY	00:57:370 ANDREW CUNNINGHAM
ROW 11	00:53:130 ANDREW GREENWAY	00:54:350 BEN MOERTNER
ROW 10	00:52:770 PHIL ALCOCK	00:52:700 ANDREW GRANT
ROW 9	00:52:570 JAMES WALKER	00:52:740 SHAWN ROBERTSON
ROW 8	00:52:270 ADAM MOORE	00:52:350 MATT ROBE
ROW 7	00:51:850 TIM HOVERD	00:52:000 PAUL RODGERS
ROW 6	00:51:580 CEIN CHAPMAN	00:51:730 AMAR BOLLTON
ROW 5	00:51:350 RICHARD WISE	00:51:400 DAVE CARTER
ROW 4	00:50:560 HENRY CARR	00:51:240 TOM GAUNT
ROW 3	00:49:580 ROBERT SPENCER	00:49:550 TIM GRAY
ROW 2	00:48:870 JOHN CUTMORE	00:48:590 DUNCAN WARRS-HILL
ROW 1	00:48:770 PAUL RODGERS	00:48:590 PAUL RODGERS

POLE

AMENDED

RACE GRID

750MC Toyo Tires Golf GTI Championship

Race 6

ROW 16				
ROW 15	0058397 DARVA BEFORCO	40	+10 0058746 VICTOR MARCENZIE	
ROW 14	0058383 RABBIT PAVNESS	50	0058383 ALBANY SEDGWELL	29
ROW 13	0058323 A-KEY STEINING	30	0058350 DANIEL ABBOTT	32
ROW 12	0058753 A-KEY T-HEANER	26	0058083 A-KEY VAN RINDS	25
ROW 11	0058013 HARRY WRIGHT	38	0058050 MAY-FERNYNDUS	93
ROW 10	0057883 TOMMY MCELLOW	70	0057773 JAMES COULSON	28
ROW 9	0057843 JIMMIE BUTCHER	35	0057743 JAMES COULSON	24
ROW 8	0057833 JIMMIE BUTCHER	35	0057743 JAMES COULSON	24
ROW 7	0057833 JIMMIE BUTCHER	35	0057743 JAMES COULSON	24
ROW 6	0057833 JIMMIE BUTCHER	35	0057743 JAMES COULSON	24
ROW 5	0057833 JIMMIE BUTCHER	35	0057743 JAMES COULSON	24
ROW 4	0057833 JIMMIE BUTCHER	35	0057743 JAMES COULSON	24
ROW 3	0057833 JIMMIE BUTCHER	35	0057743 JAMES COULSON	24
ROW 2	0057833 JIMMIE BUTCHER	35	0057743 JAMES COULSON	24
ROW 1	0057833 JIMMIE BUTCHER	35	0057743 JAMES COULSON	24



POLE

Period: 01:24, 02 August 2008 MS Sports Timing and Results Systems Millers Park

AMENDED

RACE GRID

750MC Toyo Tires Golf GTI Championship

Race 10

ROW 18				
ROW 16	0058323 DARVA BEFORCO	40	+10 0058746 VICTOR MARCENZIE	
ROW 14	0058383 RABBIT PAVNESS	50	0058383 ALBANY SEDGWELL	29
ROW 13	0058323 A-KEY STEINING	30	0058350 DANIEL ABBOTT	32
ROW 12	0058753 A-KEY T-HEANER	26	0058083 A-KEY VAN RINDS	25
ROW 11	0058013 HARRY WRIGHT	38	0058050 MAY-FERNYNDUS	93
ROW 10	0057883 TOMMY MCELLOW	70	0057773 JAMES COULSON	28
ROW 9	0057843 JIMMIE BUTCHER	35	0057743 JAMES COULSON	24
ROW 8	0057833 JIMMIE BUTCHER	35	0057743 JAMES COULSON	24
ROW 7	0057833 JIMMIE BUTCHER	35	0057743 JAMES COULSON	24
ROW 6	0057833 JIMMIE BUTCHER	35	0057743 JAMES COULSON	24
ROW 5	0057833 JIMMIE BUTCHER	35	0057743 JAMES COULSON	24
ROW 4	0057833 JIMMIE BUTCHER	35	0057743 JAMES COULSON	24
ROW 3	0057833 JIMMIE BUTCHER	35	0057743 JAMES COULSON	24
ROW 2	0057833 JIMMIE BUTCHER	35	0057743 JAMES COULSON	24
ROW 1	0057833 JIMMIE BUTCHER	35	0057743 JAMES COULSON	24



POLE

Period: 15:26, 02 August 2008 MS Sports Timing and Results Systems Millers Park

Handwritten signature

AMENDED

RACE GRID

AMENDED

750MC Toyo Tires Golf GTi Championship

Race 6

ROW 16			
ROW 15	66 00:59.980 Darren BEDFORD	40 +10 seconds Marcus MCKENZIE	
ROW 14		50 00:59.680 Peter HAYNES	29 00:59.880 Alistair SEDWELL
ROW 13	62 00:58.920 Andy HOLLEY	89 00:59.060 Sebastian PALMER	
ROW 12		26 00:58.750 Antony THEAKER	25 00:58.860 Andrew WARNES
ROW 11	30 00:58.220 Andy STENNING	32 00:58.250 Daniel ABBOTT	
ROW 10		93 00:58.080 Mark REYNOLDS	42 00:58.100 Dawn BOYD
ROW 9	38 00:58.010 Henry WRIGHT	36 00:58.050 Matthew WELLER	
ROW 8		35 00:57.940 Jamie BUTCHER	44 00:57.990 Peter MILNE
ROW 7	70 00:57.800 Tony MARLOW	12 00:57.900 Kevin GLOVER	
ROW 6		85 00:57.620 James BARK	68 00:57.710 Verity YOUNG
ROW 5	24 00:57.320 Josh JOHNSON	28 00:57.400 James COLBOURNE	
ROW 4		2 00:56.930 Craig ROBERTS	57 00:56.940 Patrick BUSS
ROW 3	61 00:56.640 John HILLON	51 00:56.740 Simon HILL	
ROW 2		37 00:56.330 Jamie PACKHAM	3 00:56.620 John MAWDSLEY
ROW 1	65 00:55.940 Luke SCHLEWITZ	33 00:56.290 Michael THURSTON	

POLE

Reserve:4

AMENDED

RACE GRID

AMENDED

750MC Toyo Tires Golf GTi Championship

Race 10

ROW 16			
ROW 15	66 01:00.620 Darren BEOFORD	40 +10 seconds Marcus McKENZIE	
ROW 14	29 00:59.990 Alistair SEDWELL	50 01:00.020 Peter HAYNES	
ROW 13	89 00:59.200 Sebastian PALMER	62 00:59.460 Andy HOLLEY	
ROW 12	26 00:58.780 Antony THEAKER	25 00:59.040 Andrew WARNES	
ROW 11	38 00:58.320 Ian WRIGHT	42 00:58.420 Dawn BOYD	
ROW 10	93 00:58.300 Mark REYNOLDS	70 00:58.320 Tony MARLOW	
ROW 9	30 00:58.250 Andy STENNING	32 00:58.300 Daniel ABBOTT	
ROW 8	12 00:58.170 Kevin GLOVER	44 00:58.170 Peter MILNE	
ROW 7	35 00:58.030 Jamie BUTCHER	36 00:58.150 Matthew WELLER	
ROW 6	85 00:57.670 James BARK	68 00:57.790 Verity YOUNG	
ROW 5	28 00:57.440 James COLBOURNE	24 00:57.460 Josh JOHNSON	
ROW 4	61 00:57.210 John HILLON	2 00:57.360 Craig ROBERTS	
ROW 3	51 00:56.740 Simon HILL	57 00:57.150 Patrick BUSS	
ROW 2	37 00:56.440 Jamie PACKHAM	3 00:56.690 John MAWDSLEY	
ROW 1	33 00:56.320 Michael THURSTON	65 00:56.430 Luke SCHLEWITZ	

POLE

Reserve: 4

RACE GRID

750MC Toyo Tires Golf GTi Championship

Race 10

ROW 16			
ROW 15	50 01:00.020 Peter HAYNES	66 01:00.620 Darren BEDFORD	
ROW 14	62 00:59.460 Andy HOLLEY	29 00:59.990 Alistair SEDWELL	
ROW 13	25 00:59.040 Andrew WARNES	89 00:59.200 Sebastian PALMER	
ROW 12	42 00:58.420 Dawn BOYD	26 00:58.780 Antony THEAKER	
ROW 11	70 00:58.320 Tony MARLOW	38 00:58.320 Henry WRIGHT	
ROW 10	32 00:58.300 Daniel ABBOTT	93 00:58.300 Mark REYNOLDS	
ROW 9	40 00:58.200 Marcus MCKENZIE	30 00:58.250 Andy STENNING	
ROW 8	12 00:58.170 Kevin GLOVER	44 00:58.170 Peter MILNE	
ROW 7	35 00:58.030 Jamie BUTCHER	36 00:58.150 Matthew WELLER	
ROW 6	85 00:57.870 James BARK	68 00:57.790 Verity YOUNG	
ROW 5	28 00:57.440 James COLBOURNE	24 00:57.460 Josh JOHNSON	
ROW 4	61 00:57.210 John HILLON	2 00:57.360 Craig ROBERTS	
ROW 3	51 00:56.740 Simon HILL	57 00:57.150 Patrick BUSS	
ROW 2	37 00:56.440 Jamie PACKHAM	3 00:56.690 John MAWDSLEY	
ROW 1	33 00:56.320 Michael THURSTON	65 00:56.430 Luke SCHLEWITZ	

POLE

Reserve: 4

RACE GRID

AB Performance RGB Championship

Race 9

ROW 12	44 00:56.990 Judi DERISLEY	31 00:57.370 Andrew CUNNINGHAM
ROW 11	21 00:53.130 Austen GREENWAY	32 00:54.360 Bob MORTIMER
ROW 10	77 00:52.770 Phil ALCOCK	26 00:52.790 Andrew GRANT
ROW 9	23 00:52.570 James WALKER	9 00:52.740 Steve ROBINSON
ROW 8	68 00:52.270 Adrian MOORE	25 00:52.360 Matt ROWE
ROW 7	50 00:51.850 Tim HOVERD	42 00:52.080 Paul RICKERS
ROW 6	63 00:51.580 Colin CHAPMAN	4 00:51.730 Alastair BOULTON
ROW 5	88 00:51.350 Richard WISE	11 00:51.430 Doug CARTER
ROW 4	17 00:50.950 Henry CARR	49 00:51.340 Tony GAUNT
ROW 3	93 00:49.980 Robert SPENCER	96 00:50.550 Tim GRAY
ROW 2	3 00:49.010 John CLTMORE	65 00:49.880 Duncan MARSHALL
ROW 1	2 00:48.770 Paul ROGERS	1 00:48.830 Derek JONES

POLE

RACE GRID

Premier Choice Group 750 Championship

Race 7

ROW 10			
ROW 9	77 01:08.420 Dick HARTLE		
ROW 8		34 00:57.380 David HEAVER	33 00:59.830 Joseph HILLIAM
ROW 7	21 00:56.260 Huw DAVIES		36 00:56.750 Nigel HARVEY
ROW 6		7 00:53.790 Rod HILL	12 00:55.100 Bill RUTTER
ROW 5	5 00:53.250 Bob SIMPSON		69 00:53.510 Colin WOLSTENHOLME
ROW 4		55 00:52.400 Roger ROWE	6 00:52.950 Martin KEMP
ROW 3	1 00:52.300 Peter BOVE		97 00:52.360 Nathaniel COOPER
ROW 2		3 00:51.780 Mick HARRIS	95 00:52.290 James CULVER
ROW 1	2 00:51.490 Dave ROBSON		10 00:51.520 Chris GOUGH

POLE

RACE GRID

750MC Toyo Tires Golf GTi Championship

Race 6

ROW 16			
ROW 15	29 00:59.880 Alistair SEDWELL		66 00:59.980 Darren BEDFORD
ROW 14		89 00:59.060 Sebastian PALMER	50 00:59.680 Peter HAYNES
ROW 13	25 00:58.860 Andrew WARNES		62 00:58.920 Andy HOLLEY
ROW 12		32 00:58.250 Daniel ABBOTT	26 00:58.750 Antony THEAKER
ROW 11	42 00:58.100 Dawn BOYD		30 00:58.220 Andy STENNING
ROW 10		93 00:58.080 Mark REYNOLDS	40 00:58.100 Marcus MCKENZIE
ROW 9	38 00:58.010 Henry WRIGHT		36 00:58.050 Matthew WELER
ROW 8		35 00:57.940 Jamie BUTCHER	44 00:57.990 Peter MILNE
ROW 7	70 00:57.800 Tony MARLOW		12 00:57.900 Kevin GLOVER
ROW 6		85 00:57.820 James BARK	68 00:57.710 Verity YOUNG
ROW 5	24 00:57.320 Josh JOHNSON		28 00:57.400 James COLBOURNE
ROW 4		2 00:56.930 Craig ROBERTS	57 00:56.940 Patrick BUSS
ROW 3	61 00:56.840 John HILLON		51 00:56.740 Simon HILL
ROW 2		37 00:56.330 Jamie PACKHAM	3 00:56.820 John MAWDSLEY
ROW 1	65 00:55.940 Luke SCHLEWITZ		33 00:56.280 Michael THURSTON

POLE

Reserve: 4

RACE GRID

AB Performance RGB Championship

Race 5

ROW 12	44 00:56.700 Judith DERISLEY	31 00:57.170 Andrew CUNNINGHAM
ROW 11	9 00:52.700 Steve ROBINSON	32 00:54.220 Bob MORTIMER
ROW 10	26 00:52.550 Andrew GRANT	77 00:52.600 Phil ALCOCK
ROW 9	25 00:52.180 Matt ROWE	23 00:52.320 James WALKER
ROW 8	42 00:51.990 Paul RICKERS	21 00:52.130 Austin GREENWAY
ROW 7	50 00:51.650 Tim HOVERD	68 00:51.900 Adrian MOORE
ROW 6	63 00:51.310 Colin CHAPMAN	4 00:51.410 Alastair BOULTON
ROW 5	88 00:51.150 Richard WISE	49 00:51.160 Tony GAUNT
ROW 4	17 00:50.780 Henry CARR	11 00:50.950 Doug CARTER
ROW 3	93 00:49.930 Robert SPENCER	96 00:50.380 Tim GRAY
ROW 2	3 00:48.970 John CLIFMORE	65 00:49.550 Duncan MARSHALL
ROW 1	2 00:48.560 Paul ROGERS	1 00:48.800 Derek JONES

POLE

RACE GRID

Peter Best Insurance Challenge

Race 4

ROW 14			
ROW 13	60 01:01.860 Michael PIGGOTT	40 01:02.680 Colin JONES	
ROW 12	5 01:00.350 John WREGHETT	45 01:01.820 Alan JONES	
ROW 11	3 00:58.600 Dan NEAVES	44 00:59.280 Alan BROOKE	
ROW 10	18 00:58.680 Simon TINKLER	71 00:58.780 John BINCZYK	
ROW 9	13 00:58.560 Peter BURCHILL	74 00:58.650 John YEA	
ROW 8	22 00:57.790 Patrick FENN	26 00:58.000 Dave BROWN	
ROW 7	80 00:57.310 Peter BEASLEY	38 00:57.380 James DARBY	
ROW 6	59 00:56.840 Thomas HALLIWELL	4 00:56.840 Ollie NEAVES	
ROW 5	8 00:56.720 Lew BERGONZI	7 00:56.720 Blaine NEAVES	
ROW 4	65 00:56.480 Robert SPENCER	15 00:56.700 James WALPOLE	
ROW 3	11 00:55.700 David BROOKE	69 00:56.330 Peter BRAMBLE	
ROW 2	58 00:55.640 Ian PRIOR	30 00:55.680 James WHEELER	
ROW 1	66 00:54.710 Simon CRIPPS	31 00:55.280 Jonnie WHEELER	

POLE

RACE GRID

Demon Tweeks / Yokohama Stock Hatch Championship

Race 3 - Heat 2

ROW 16			
ROW 15	83 01:03.110 Stuart HERRFOTT	22 Subject to CoFC Gary FEAKINS	
ROW 14	61 01:00.050 Stephen AYRES	88 01:00.990 Richard SMALLWOOD	
ROW 13	91 00:59.560 Martin CAYZER	100 00:59.630 Mark ALDEN	
ROW 12	87 00:58.590 Toby HARRIS	35 00:59.100 Jack ADLARD	
ROW 11	20 00:58.190 Derek ROZIER	38 00:58.280 Sarah NIBLETT	
ROW 10	55 00:57.810 Rory COOPER	32 00:58.140 Mark TOWNSEND	
ROW 9	71 00:57.450 Pip HAMMOND	77 00:57.630 Craig EMMERSON	
ROW 8	42 00:57.540 Lee SCOTT	43 00:57.800 Adam CAST	
ROW 7	94 00:57.330 Martin BOON	60 00:57.520 Alan HASSELL	
ROW 6	92 00:57.210 Andrew THORPE	14 00:57.270 Matt ROZIER	
ROW 5	46 00:57.070 Liam SARGENT	66 00:57.140 Josh COOK	
ROW 4	47 00:56.970 Will SARGENT	17 00:56.770 Tom MOLYNEUX	
ROW 3	50 00:56.840 Andrew TIBBS	101 00:56.860 Robbie BOON	
ROW 2	96 00:56.850 Joe FERGUSON	78 00:56.680 Paul CONNELL	
ROW 1	7 00:56.480 Terry ROUGHTON	12 00:56.510 Shaun HAGEN	

POLE

3 position grid penalties from previous meeting applied to 31H1)59H1)17H2)71H2)

RACE GRID

Demon Tweeks / Yokohama Stock Hatch Championship

Race 2 - Heat 1

ROW 16			
ROW 15	93 01:02.330 Bob TILLING	74 Subject to Co/C Daniel SPENCER	
ROW 14	59 00:59.000 Daniel GIBSON	97 01:00.600 Stuart WINDOW	
ROW 13	69 00:59.610 Craig WRNBY	23 00:59.730 Alan DULY	
ROW 12	31 00:57.910 Darren BARDEN	89 00:59.260 Geoff BLUFF	
ROW 11	13 00:58.260 Tim MIZEN	24 00:58.560 Nick TEARLE	
ROW 10	106 00:57.660 Noel MOFFITT	51 00:58.150 Ben GLADWYN	
ROW 9	98 00:57.550 Jason PELOSI	40 00:57.620 Amy BARKER	
ROW 8	72 00:57.510 Jonathan WOOLLEY	86 00:57.530 Edward COOPER	
ROW 7	29 00:57.300 Shane PIGGOTT	52 00:57.390 John GUDGEON	
ROW 6	64 00:57.180 Mike WEBB	5 00:57.230 Wayne HARRIS	
ROW 5	57 00:57.060 Andrew TSANG	48 00:57.080 Carl KILBEY	
ROW 4	103 00:56.850 Pat GROE	26 00:56.870 Jake FARNON	
ROW 3	8 00:56.750 Carl SWAN	58 00:56.790 Michael COMBER	
ROW 2	1 00:56.590 Ryan BENSLEY	44 00:56.670 Gary PARKES	
ROW 1	4 00:56.430 Graham MULHOLLAND	41 00:56.500 Martin WARD	

POLE

3 position grid penalties from previous meeting applied to 31(H1), 59(H1), 17(H2), 71(H2)

R



Provisional Results - Race 1

VAG Trophy

Pl	No	Cl	Name	Car	Laps	Time	Behind	MPH	Best Lap on	MPH
1	67	VTI	Rob CARVELL	Seat Leon	16	14:10.59		91.42	51.62	4 94.15
2	19	VTA	Daryl RADFORD	VW Vento	16	14:39.89	29.30	88.37	53.89	2 90.18
3	70	VTA	Tom ANDREW	Seat Leon	16	14:46.06	35.47	87.76	53.85	2 90.25
4	65	VTB	Luke SCHLEWITZ	VW Corrado	16	14:47.63	37.04	87.60	54.26	2 89.57
5	45	VTA	Len SIMPSON	VW Vento	16	14:57.79	47.20	86.61	54.56	5 89.08
6	37	VTD	Jamie PACKHAM	VW Golf GTi Mk2	15	14:21.46	1 Lap	84.62	56.37	2 86.22
7	1	VTB	Ian CARVELL	VW Scirocco	15	14:22.39	1 Lap	84.53	56.60	2 85.87
8	12	VTD	Kevin GLOVER	VW Golf GTi Mk2	15	14:49.24	1 Lap	81.98	58.06	3 83.71
9	68	VTD	Verity YOUNG	VW Golf GTi Mk2	15	14:49.25	1 Lap	81.98	58.31	2 83.35
10	57	VTD	Patrick BUSS	VW Golf GTi Mk2	15	14:55.05	1 Lap	81.45	57.08	9 85.14
11	40	VTD	Marcus MCKENZIE	VW Golf GTi Mk2	15	14:56.63	1 Lap	81.30	58.38	9 83.25
12	80	VTB	Malcolm WEBSTER	VW Golf GTi Mk2	15	14:57.69	1 Lap	81.21	58.19	10 83.52
13	25	VTB	Andrew WARNES	VW Golf GTi Mk2	15	15:07.25	1 Lap	80.35	58.64	3 82.88
14	62	VTD	Andy HOLLEY	VW Golf GTi Mk2	14	14:10.68	2 Laps	79.98	59.38	3 81.85
15	22	VTB	Mark JENKINS	VW Golf GTi	12	14:19.00	4 Laps	67.89	58.47	5 86.06

Not-Classified

4	VTD	Luke WALES	VW Golf GTi Mk2	12	11:51.12	DNF	82.01	58.05	4 83.72
32	VTD	Daniel ABBOTT	VW Golf GTi Mk2	12	11:59.75	DNF	81.03	58.29	5 83.38

Non-Starters

16	VTA	Dave CARVELL	VW Scirocco
30	VTD	Andy STENNING	VW Golf GTi Mk2
36	VTD	Matthew WELLER	VW Golf GTi Mk2
61	VTB	John HILLON	VW Golf GTi Mk2
66	VTD	Darren BEDFORD	VW Golf GTi Mk2
99	VTB	Tony ABSOLOM	VW Golf

Fastest Lap


67	VTI	Rob CARVELL	Seat Leon	51.62	4	94.15
70	VTA	Tom ANDREW	Seat Leon	53.85	2	90.25 Rec
65	VTB	Luke SCHLEWITZ	VW Corrado	54.26	2	89.57 Rec
37	VTD	Jamie PACKHAM	VW Golf GTi Mk2	56.37	2	86.22 Rec

Weather / Track:

Start Time : 12:51

Mallory Park

02 Aug 09 13:08

Clerk of Course :  1310	Time Issued :	Chief Timekeeper : Terry Stevens 
---	---------------	---

THESE RESULTS REMAIN PROVISIONAL FOR A MINIMUM OF 30 MINUTES FROM THE TIME OF ISSUE AND UNTIL ALL JUDICIAL AND TECHNICAL MATTERS HAVE BEEN SETTLED

Results produced on HS Sports Timing and Results Systems. Results online at www.750MC.co.uk



AMC/ASGD

Provisional Results - Race 2 - Heat 1

Demon Tweeks / Yokohama Stock Hatch Championship

Pl	No	Cl	Name	Car	Laps	Time	Behind	MPH	Best Lap on	MPH
1	41	SH	Martin WARD	Citroen Saxo VTR	20	19:13.91		84.24	58.93	4 85.37
2	4	SH	Graham MULHOLLAND	Citroen Saxo VTR	20	19:14.41	0.50	84.20	56.43	2 85.12
3	44	SH	Gary PARKES	Citroen Saxo VTR	20	19:14.70	0.79	84.18	56.74	5 85.56
4	1	SH	Ryan BENSLEY	Citroen Saxo VTR	20	19:15.99	2.08	84.08	56.85	2 85.49
5	103	SH	Pat GROVE	Peugeot 106 Rallye	20	19:19.25	5.34	83.85	57.00	3 85.26
6	48	SH	Carl KILBEY	Citroen Saxo VTR	20	19:19.40	5.49	83.84	56.84	10 85.50
7	8	SH	Carl SWAN	Citroen Saxo VTR	20	19:20.20	6.29	83.78	56.72	6 85.68
8	57	SH	Andrew TSANG	Peugeot 106 XSi	20	19:25.41	11.60	83.40	57.23	2 84.92
9	29	SH	Shano PIGGOTT	Citroen Saxo VTR	20	19:30.23	16.32	83.06	57.32	14 84.79
10	98	SH	Jason PELOSI	Citroen Saxo VTR	20	19:30.59	16.78	83.03	57.48	10 84.55
11	64	SH	Mike WEBB	Citroen Saxo VTR	20	19:31.90	17.99	82.94	57.68	8 84.26
12	5	SH	Wayne HARRIS	Citroen Saxo VTR	20	19:32.33	18.42	82.91	57.27	3 84.86
13	106	SHB	Noel MOFFITT	Peugeot 205 GTi	20	19:36.76	22.85	82.60	57.67	3 84.27
14	40	SH	Amy BARKER	Citroen Saxo VTR	20	19:37.29	23.38	82.56	57.63	11 84.33
16	58	SH	Michael COMBER	Citroen Saxo VTR	20	19:37.51	23.60	82.55	57.01	5 85.25
16	61	SHB	Ben GLADWYN	Peugeot 205 GTi	20	19:45.27	32.36	81.94	58.21	9 83.49
17	31	SHB	Darren BARDEN	Peugeot 205 GTi	20	19:59.25	46.34	81.05	58.57	5 82.98
18	24	SHB	Nick TEARLE	Ford Fiesta XR2i	20	20:02.15	48.24	80.88	58.83	5 82.61
19	13	SHB	Tim MIZEN	Ford Fiesta XR2i	20	20:06.61	54.70	80.42	57.98	6 83.82
20	89	SH	Geoff BLUFF	Citroen Saxo VTR	19	19:25.36	1 Lap	79.24	59.59	5 81.55
21	86	SHB	Edward COOPER	Vauxhall Nova GSi	19	20:04.23	1 Lap	76.68	1:01.76	7 78.69

Not-Classified

26	SH	Jake FARNDON	Citroen Saxo VTR	17	18:30.38	DNF	83.42	56.63	4 85.82
93	SHB	Bob TILLING	Ford Fiesta XR2	8	9:09.40	DNF	70.77	1:01.64	2 78.84
23	SHB	Alan DULY	Ford Fiesta XR2	5	5:31.33	DNF	73.34	1:00.34	2 80.54
52	SH	John GUDGEON	Peugeot 106 XSi	1	1:08.63	DNF	70.81	1:08.63	1 70.81
72	SHB	Jonathan WOOLLEY	Ford Fiesta XR2i	0		Starter	0.00		

Non-Starters

59	SHB	Dante GIBSON	Ford Fiesta XR2
60	SH	Craig VARNEY	Citroen Saxo VTR
74	SH	Dante SPENCER	Citroen Saxo VTR
97	SHB	Stuart WINDOW	Ford Fiesta XR2

Fastest Lap

4	SH	Graham MULHOLLAND	Citroen Saxo VTR	56.43	2	86.12 Rec
106	SHB	Noel MOFFITT	Peugeot 205 GTi	57.67	3	84.27

Weather / Track: Cloudy / Dry

Start Time : 13:18

Mallory Park

02 Aug 09 13:46

Clerk of Course <i>[Signature]</i>	Time Issued :	Chief Timekeeper <i>[Signature]</i> Terry Stevens
---------------------------------------	---------------	--

THESE RESULTS REMAIN PROVISIONAL FOR A MINIMUM OF 30 MINUTES FROM THE TIME OF ISSUE AND UNTIL ALL JUDICIAL AND TECHNICAL MATTERS HAVE BEEN SETTLED

Results produced on HS Sports Timing and Results Systems. Results online at www.750MC.co.uk



Provisional Results - Race 3 - Heat 2
Demon Tweeks / Yokohama Stock Hatch Championship

Pl	No	Cl	Name	Car	Laps	Time	Behind	MPH	Best Lap on	MPH
1	12	SH	Shaun HAGEN	Citroen Saxo VTR	20	19:02.80		85.05	56.35	10 86.25
2	7	SH	Terry ROUGHTON	Citroen Saxo VTR	20	19:07.53	4.73	84.70	56.58	8 85.90
3	78	SH	Paul CONNELL	Peugeot 106	20	19:09.56	6.76	84.55	56.68	2 85.74
4	17	SH	Tom MOLYNEUX	Peugeot 106 Rally	20	19:13.90	11.10	84.24	56.86	4 85.47
5	50	SH	Andrew TIBBS	Citroen Saxo VTR	20	19:20.94	18.14	83.73	57.02	2 85.23
6	46	SH	Liam SARGENT	Peugeot 106 XSi	20	19:22.78	19.98	83.59	56.72	3 85.68
7	47	SH	Will SARGENT	Peugeot 106 XSi	20	19:25.70	22.90	83.38	57.56	6 84.43
8	42	SHB	Lee SCOTT	Ford Fiesta XR2i	20	19:33.22	30.42	82.85	57.38	5 84.70
9	101	SH	Robbie BOON	Citroen Saxo VTR	20	19:35.68	32.88	82.68	56.95	15 85.34
10	71	SHB	Pip HAMMOND	Vauxhall Nova GTE	20	19:38.42	35.62	82.48	57.79	3 84.10
11	20	SHB	Derek ROZIER	Peugeot 205 GTi	20	19:41.15	38.35	82.29	57.58	16 84.43
12	60	SH	Alan HASSELL	Citroen Saxo VTR	20	19:41.67	38.87	82.26	57.58	12 84.40
13	92	SH	Andrew THORPE	Peugeot 106 XSi	20	19:43.57	40.77	82.12	57.67	7 84.27
14	32	SHB	Mark TOWNSEND	Vauxhall Nova GSi	20	19:52.78	49.98	81.49	58.17	12 83.55
15	38	SHB	Sarah NIBLETT	Peugeot 205 GTi	20	19:52.79	49.99	81.49	58.33	9 83.32
16	87	SHB	Toby HARRIS	Ford Fiesta XR2i	20	19:52.87	50.07	81.48	58.22	9 83.48
17	77	SH	Craig EMMERSON	Citroen Saxo VTR	19	19:03.65	1 Lap	80.74	58.06	8 83.71
18	55	SH	Rory COOPER	Citroen Saxo VTR	19	19:12.92	1 Lap	80.09	57.79	6 84.10
19	100	SH	Mark ALDEN	Peugeot 106 XSi	19	19:15.52	1 Lap	79.91	59.25	4 82.03
20	61	SHB	Stephen AYRES	Ford Fiesta XR2	19	19:19.69	1 Lap	79.82	59.51	4 81.67
21	83	SH	Stuart HERRIOTT	Citroen Saxo VTR	18	19:27.58	2 Laps	74.92	1:01.35	13 79.22
22	94	SHB	Martin BOON	Rover Metro GTi	18	19:39.40	2 Laps	74.17	57.34	5 84.76
23	22	SH	Gary FEAJINS	Citroen Saxo VTR	16	19:03.40	4 Laps	68.01	1:05.77	2 73.89
24	14	SHB	Matt ROZIER	Peugeot 205 GTi	16	19:35.97	4 Laps	66.12	57.29	6 84.83

Not-Classified

91	SHB	Martin CAYZER	Ford Fiesta XR2	16	16:23.34	DNF	79.08	59.98	3 81.03
88	SHB	Richard SMALLWOOD	Ford Escort RSi	11	11:43.83	DNF	76.96	1:01.71	10 78.76
66	SH	Josh COOK	Citroen Saxo VTR	7	7:21.64	DNF	77.03	56.97	2 85.31
43	SH	Adam CAST	Citroen Saxo VTR	5	6:06.36	DNF	79.32	57.98	3 83.82
98	SH	Joe FERGUSON	Citroen Saxo VTR	3	3:01.32	DNF	80.41	57.65	3 84.30
35	SH	Jack ADLARD	Peugeot 106 XSi	1	1:15.49	DNF	64.38	1:15.49	1 64.38

Fastest Lap

12	SH	Shaun HAGEN	Citroen Saxo VTR					56.35	10 86.25	Rec.
14	SHB	Matt ROZIER	Peugeot 205 GTi					57.29	6 84.83	

Weather / Track: Cloudy / Dry

Start Time : 14:09

Mallory Park

02 Aug 09 14:40

Clerk of Course : <i>[Signature]</i> 15:32	Time issued :	Chief Timekeeper : Terry Stevens <i>[Signature]</i>
---	---------------	--

THESE RESULTS REMAIN PROVISIONAL FOR A MINIMUM OF 30 MINUTES FROM THE TIME OF ISSUE AND UNTIL ALL JUDICIAL AND TECHNICAL MATTERS HAVE BEEN SETTLED

Results produced on HS Sports Timing and Results Systems. Results online at www.750MC.co.uk



Provisional Results - Race 4

MGCC Peter Best Insurance Challenge

Pl	No	Cl	Name	Car	Laps	Time	Behind	MPH	Best Lap on	MPH
1	66	PBC	Simon CRIPPS	MGB GT	21	19:35.62		86.81	54.67	9 88.90
2	30	PBB	James WHEELER	MGB Roadster	21	19:37.07	1.45	86.71	55.37	7 87.77
3	31	PBB	Jonnie WHEELER	MGB Roadster	21	19:37.66	2.04	86.66	55.06	12 88.27
4	11	PBB	David BROOKE	MGB GT	21	19:58.43	22.81	85.16	55.89	5 86.96
5	7	PBC	Bialno NEAVES	MGB Roadster	21	20:00.83	25.21	84.99	55.57	11 87.46
6	69	PBB	Peter BRAMBLE	MGB Roadster	21	20:04.32	28.70	84.74	56.07	17 86.68
7	4	PBC	Ollie NEAVES	MGB Roadster	21	20:07.02	31.40	84.56	55.33	12 87.84
8	8	PBA	Low BERGONZI	MGB Roadster	21	20:21.21	45.59	83.57	56.57	8 85.91
9	15	PBA	James WALPOLE	MGB Roadster	21	20:23.62	48.00	83.41	56.95	11 85.34
10	59	PBB	Thomas HALLIWELL	MG ZR	21	20:23.88	48.26	83.39	56.77	18 86.61
11	38	PBA	James DARBY	MGB GT	21	20:26.60	49.88	83.28	56.96	10 86.34
12	22	PBB	Patrick FENN	MGB GT	20	19:46.89	1 Lap	81.89	57.55	17 84.45
13	3	PBC	Dan NEAVES	MGB Roadster	20	19:50.34	1 Lap	81.66	57.45	15 84.60
14	18	PBA	Simon TINKLER	MGB GT	20	20:00.24	1 Lap	80.98	58.33	17 83.32
15	13	PBB	Peter BURCHILL	MG Z	20	20:02.27	1 Lap	80.85	67.43	20 84.62
16	26	PBF	Dave BROWN	MGF	20	20:06.06	1 Lap	80.69	68.97	11 82.41
17	71	PBF	John BINCZYK	MGF 160	20	20:06.56	1 Lap	80.56	58.49	18 83.09
18	44	PBA	Alan BROOKE	Rover Metro GTi	20	20:09.97	1 Lap	80.33	68.94	11 82.46
19	6	PBA	John WREGHITT	MGB Roadster	20	20:10.31	1 Lap	80.31	69.15	15 82.16
20	46	PBA	Alan JONES	MG Montego	19	19:41.82	2 Laps	78.13	1:00.72	13 80.04

Not-Classified

80	PBC	Peter BEASLEY	MG Midget	18	18:06.78	DNF	80.49	56.53	13 85.97
60	PBA	Michael PIGGOTT	MGB GT	10	10:61.76	DNF	74.57	1:02.42	3 77.86
58	PBB	Ian PRIOR	MGB	10	9:41.08	DNF	83.64	56.66	6 87.47
65	PBB	Robert SPENCER	MGB	7	6:58.91	DNF	81.21	56.37	6 87.77

Non-Starters

48	PBA	Colin JONES	MGB GT
74	PBB	John YEA	MGB Roadster

Fastest Lap

66	PBC	Simon CRIPPS	MGB GT	54.67	9 88.90
31	PBB	Jonnie WHEELER	MGB Roadster	65.06	12 88.27
8	PBA	Low BERGONZI	MGB Roadster	66.57	8 85.91
71	PBF	John BINCZYK	MGF 160	58.49	18 83.09

Weather / Track: Cloudy / Dry

Start Time : 14:50

Mallory Park

02 Aug 08 15:11

Clerk of Course : 	Time Issued :	Chief Timekeeper : Terry Stevens 
--	---------------	---

THESE RESULTS REMAIN PROVISIONAL FOR A MINIMUM OF 30 MINUTES FROM THE TIME OF ISSUE AND UNTIL ALL JUDICIAL AND TECHNICAL MATTERS HAVE BEEN SETTLED

Results produced on HS Sports Timing and Results Systems. Results online at www.750MC.co.uk



Provisional Results - Race 5

AB Performance RGB Championship

Pl	No	Cl	Name	Car	Laps	Time	Behind	MPH	Best Lap on	MPH
1	2	BEA	Paul ROGERS	Contour Cars RGB09	17	14:05.19		97.75	48.42	9 100.37
2	3	BEB	John CUTMORE	Spire GTR	17	14:18.76	13.57	96.21	49.12	5 98.94
3	93	BEA	Robert SPENCER	Stuart Taylor	17	14:21.71	16.52	95.88	49.86	8 97.47
4	65	BEB	Duncan MARSHALL	STM Phoenix	17	14:22.29	17.10	95.81	49.79	13 97.61
5	1	BEA	Derek JONES	BDN S3	17	14:28.73	23.54	95.10	48.32	9 100.58
6	96	BEC	Tim GRAY	AB performance Striker	17	14:40.89	35.70	93.79	50.46	3 96.31
7	49	BEB	Tony GAUNT	Wolfe ZXR	17	14:49.98	44.79	92.83	50.81	13 95.65
8	17	BEC	Henry CARR	Fisher Fury	17	14:55.30	50.11	92.28	51.25	13 94.83
9	88	BEC	Richard WISE	Raw Striker 2007	17	15:01.87	56.68	91.61	51.46	13 94.44
10	25	BEC	Matt ROWE	Fisher Fury	16	14:09.60	1 Lap	91.53	51.34	9 94.66
11	4	BEC	Alastair BOULTON	Stuart Taylor Phoenix	16	14:11.13	1 Lap	91.36	51.29	11 94.76
12	83	BEC	Colin CHAPMAN	Fisher Fury	16	14:11.63	1 Lap	91.31	51.35	8 94.84
13	42	BEB	Paul RICKERS	Phoenix	16	14:13.75	1 Lap	91.08	51.46	11 94.44
14	26	BEC	Andrew GRANT	Fisher Fury 04	16	14:15.63	1 Lap	90.88	51.80	10 93.82
15	9	BEA	Steve ROBINSON	Genesis RR	16	14:18.18	1 Lap	90.61	50.44	8 96.35
16	23	BEA	James WALKER	Westfield Megabus	16	14:21.21	1 Lap	90.29	52.02	14 93.43
17	21	BEC	Austen GREENWAY	Fisher Fury Fireblade	16	14:21.52	1 Lap	90.26	52.14	14 93.21
18	77	BEC	Phil ALCOCK	Pulsar Blade	16	14:23.84	1 Lap	90.02	52.36	9 92.82
19	44	BEB	Judi DERISLEY	Fisher Fury	15	14:44.95	2 Laps	82.38	56.27	4 86.37
20	31	BEA	Andrew GUNNINGHAM	Sylva Riot	14	14:21.74	3 Laps	78.96	56.15	4 86.55

Not-Classified

11	BEA	Doug CARTER	Genesis Evo	12	10:38.36	DNF	91.36	51.44	8 94.48
68	BEB	Adrian MOORE	Genesis Evo	9	8:28.84	DNF	85.96	52.60	3 92.40
50	BEB	Tim HOVERD	Fisher Fury	5	4:32.14	DNF	89.29	52.19	2 93.12
32	BEA	Bob MORTIMER	Fisher Fury	4	3:51.26	DNF	84.06	54.32	2 89.47

Fastest Lap

1	BEA	Derek JONES	BDN S3					48.32	9 100.58	Rec
3	BEB	John CUTMORE	Spire GTR					49.12	5 98.94	Rec
96	BEC	Tim GRAY	AB performance Striker					50.46	3 96.31	Rec

Weather / Track: Cloudy / Dry

Start Time : 15:16

Mallory Park

02 Aug 09 15:31

Clark of Course :  15:35	Time Issued :	Chief Timekeeper : Torry Stevens 
--	---------------	---

THESE RESULTS REMAIN PROVISIONAL FOR A MINIMUM OF 30 MINUTES FROM THE TIME OF ISSUE AND UNTIL ALL JUDICIAL AND TECHNICAL MATTERS HAVE BEEN SETTLED

Results produced on HS Sports Timing and Results Systems. Results online at www.750MC.co.uk



Provisional Results - Race 6

750MC Toyo Tires Golf GTi Championship

Pl	No	Cl	Name	Car	Laps	Time	Behind	MPH	Best Lap on	MPH
1	33	VW2	Michael THURSTON	VW Golf GTi Mk2	9	8:41.76		83.83	56.78	4 85.59
2	65	VW2	Luke SCHLEWITZ	VW Golf GTi Mk2	9	8:43.88	2.12	83.49	56.81	8 85.55
3	3	VW2	John MAWDSLEY	VW Golf GTi Mk2	9	8:46.11	4.35	83.14	57.10	8 85.11
4	51	VW2	Simon HILL	VW Golf GTi Mk2	9	8:46.87	4.91	83.05	57.00	8 85.26
5	37	VW2	Jamie PACKHAM	VW Golf GTi Mk2	9	8:46.91	5.15	83.01	56.85	7 85.49
6	2	VW1	Craig ROBERTS	VW Golf GTi Mk2	9	8:47.84	6.08	82.87	57.19	8 84.98
7	57	VW2	Patrick BUSS	VW Golf GTi Mk2	9	8:48.99	7.23	82.69	57.41	8 84.65
8	85	VW1	James BARK	VW Golf GTi Mk2	9	8:52.93	11.17	82.07	57.56	7 84.43
9	28	VW2	James COLBOURNE	VW Golf GTi Mk2	9	8:56.64	14.88	81.51	57.64	3 84.32
10	12	VW1	Kevin GLOVER	VW Golf GTi Mk2	9	8:57.79	16.03	81.33	68.18	2 83.53
11	35	VW1	Jamie BUTCHER	VW Golf GTi Mk2	9	8:59.08	17.32	81.14	58.07	7 83.69
12	24	VW2	Josh JOHNSON	VW Golf GTi Mk2	9	8:59.70	17.94	81.05	67.10	7 85.11
13	68	VW2	Verity YOUNG	VW Golf GTi Mk2	9	9:01.46	19.70	80.78	58.54	3 83.02
14	70	VW2	Tony MARLOW	VW Golf GTi Mk2	9	9:02.79	21.03	80.58	58.39	3 83.23
15	38	VW2	Henry WRIGHT	VW Golf GTi Mk2	9	9:03.52	21.76	80.48	58.46	7 83.13
16	42	VW1	Dawn BOYD	VW Golf GTi Mk2	9	9:04.26	22.50	80.37	58.69	4 82.81
17	44	VW1	Peter MILNE	VW Golf GTi Mk2	9	9:05.15	23.39	80.23	58.28	6 83.39
18	89	VW1	Sebastian PALMER	VW Golf GTi Mk2	9	9:13.55	31.79	79.02	59.43	4 81.78
19	25	VW2	Andrew WARNES	VW Golf GTi Mk2	9	9:14.96	33.20	78.82	58.71	4 82.78
20	36	VW2	Matthew WELER	VW Golf GTi Mk2	9	9:17.70	35.94	78.43	59.03	6 82.33
21	62	VW1	Andy HOLLEY	VW Golf GTi Mk2	9	9:24.23	42.47	77.52	59.67	4 81.45
22	40	VW2	Marcus MCKENZIE	VW Golf GTi Mk2	9	9:24.64	42.88	77.47	58.91	5 82.50
23	26	VW1	Antony THEAKER	VW Golf GTi Mk2	9	9:25.09	43.33	77.40	59.16	4 82.15
24	29	VW2	Alistair SEDWELL	VW Golf GTi Mk2	9	9:26.83	45.07	77.17	1:00.34	7 80.54
25	50	VW1	Peter HAYNES	VW Golf GTi Mk2	9	9:27.97	46.21	77.01	1:00.29	7 80.61
26	4	VW1	Luke WALES	VW Golf GTi Mk2	9	9:31.06	49.30	76.59	58.55	6 83.01

Not-Classified

81	VW2	John HILLON	VW Golf GTi Mk2	7	6:53.71	DNF	82.23	57.15	4 85.04
86	VW2	Darren BEDFORD	VW Golf GTi Mk2	6	6:25.00	DNF	75.74	1:00.72	4 80.04
30	VW2	Andy STENNING	VW Golf GTi Mk2	4	4:10.41	DNF	77.63	58.08	4 83.68

Non-Starters

32	VW1	Daniel ABBOTT	VW Golf GTi Mk2
93	VW2	Mark REYNOLDS	VW Golf GTi Mk2

Fastest Lap

33	VW2	Michael THURSTON	VW Golf GTi Mk2	56.78	4	85.59
2	VW1	Craig ROBERTS	VW Golf GTi Mk2	57.19	8	84.98 Rec

Weather / Track: Cloudy / Dry

Start Time : 15:50

Mallory Park

02 Aug 09 16:00

Clerk of Course :  (6-2)	Time Issued :	Chief Timekeeper : Terry Stevens 
--	---------------	---

THESE RESULTS REMAIN PROVISIONAL FOR A MINIMUM OF 30 MINUTES FROM THE TIME OF ISSUE AND UNTIL ALL JUDICIAL AND TECHNICAL MATTERS HAVE BEEN SETTLED

Results produced on HS Sports Timing and Results Systems. Results online at www.750MC.co.uk



Provisional Results - Race 7

Premier Choice Group 750 Championship

Pl	No	Cl	Name	Car	Laps	Time	Behind	MPH	Best Lap on	MPH
1	2	F7	Dave ROBSON	SDAR/83	16	14:05.76		91.94	51.89	7 93.66
2	10	F7	Chris GOUGH	CGR2 Evo	16	14:07.38	1.63	91.76	51.81	15 93.80
3	55	F7	Roger ROWE	Centaur Mk20	16	14:07.56	1.80	91.76	51.54	15 94.30
4	5	F7	Bob SIMPSON	SS/F	16	14:17.47	11.71	90.69	52.33	10 92.87
5	12	F7	Bill RUTTER	Darvi Mk5B	16	14:18.04	12.28	90.63	52.44	10 92.68
6	97	F7B	Nathaniel COOPER	Davis T7	16	14:18.37	12.61	90.59	52.24	10 93.03
7	1	F7	Peter BOVE	ADR 750F	16	14:28.14	22.38	89.57	52.23	5 93.05
8	69	F7B	Colin WOLSTENHOLME	Darvi Mk6	16	14:33.03	27.27	89.07	53.23	15 91.30
9	7	F7	Rod HILL	Mystic T4/21	16	14:39.66	33.90	88.40	53.57	5 90.72
10	21	F7B	Huw DAVIES	Phasar Fire	15	14:28.69	1 Lap	83.92	55.99	10 86.80
11	36	F7B	Nigel HARVEY	PC Special	15	14:32.51	1 Lap	83.55	56.60	6 85.87
12	34	F7B	David HEAVER	TSR Ingham	15	14:44.88	1 Lap	82.38	57.81	12 84.36
13	33	F7B	Joseph HILLIAM	ADR T5	15	14:69.40	1 Lap	81.05	56.70	11 85.71

Not-Classified

95	F7	James CULVER	Marrow Mk1	13	11:37.08	DNF	90.64	52.41	7 92.73
3	F7	Mick HARRIS	Darvi 877	7	6:16.55	DNF	90.35	51.87	3 93.70
6	F7	Martin KEMP	Darvi Mk6	4	3:50.07	DNF	84.50	54.17	3 89.72
77	F7B	Dick HARTLE	Tristesse Mk7	0		Starter	0.00		

Fastest Lap

55	F7	Roger ROWE	Centaur Mk20					51.54	15 94.30
97	F7B	Nathaniel COOPER	Davis T7					52.24	10 93.03

No 2 - Transponder stopped working

Weather / Track: Cloudy / Dry

Start Time : 16:07

Mallory Park

02 Aug 09 16:23

Clark of Course :  16:24	Time Issued :	Chief Timekeeper : Terry Stevens 
--	---------------	---

THESE RESULTS REMAIN PROVISIONAL FOR A MINIMUM OF 30 MINUTES FROM THE TIME OF ISSUE AND UNTIL ALL JUDICIAL AND TECHNICAL MATTERS HAVE BEEN SETTLED

Results produced on HS Sports Timing and Results Systems. Results online at www.750MC.co.uk



Provisional Results - Race 8 - Final (Restart)
Demon Tweeks / Yokohama Stock Hatch Championship

Pl	No	Cl	Name	Car	Laps	Time	Behind	MPH	Best Lap on	MPH
1	2	SH	Jeff HUMPHRIES	Peugeot 106 Rallye	11	10:29.74		84.89	56.34	2 86.26
2	18	SH	Joe McMILLAN	Citroen Saxo VTR	11	10:29.89	0.15	84.87	56.33	11 86.28
3	6	SH	Simon HUNT	Citroen Saxo VTR	11	10:34.03	4.29	84.32	56.88	7 85.74
4	7	SH	Terry ROUGHTON	Citroen Saxo VTR	11	10:34.27	4.53	84.28	56.57	6 85.91
5	75	SH	Matt DIGBY	Citroen Saxo VTR	11	10:34.29	4.55	84.28	56.62	5 85.84
6	12	SH	Shaun HAGEN	Citroen Saxo VTR	11	10:34.70	4.96	84.23	56.72	4 85.68
7	4	SH	Graham MULHOLLAND	Citroen Saxo VTR	11	10:34.99	5.25	84.19	56.40	9 86.17
8	17	SH	Tom MOLYNELX	Peugeot 106 Rally	11	10:35.46	5.71	84.13	56.68	11 85.74
9	44	SH	Gary PARKES	Citroen Saxo VTR	11	10:37.27	7.53	83.89	56.90	8 85.41
10	50	SH	Andrew TIBBS	Citroen Saxo VTR	11	10:37.63	7.89	83.84	56.82	7 85.53
11	101	SH	Robbie BOON	Citroen Saxo VTR	11	10:38.86	9.12	83.68	56.80	11 85.58
12	47	SH	Will SARGENT	Peugeot 106 XSi	11	10:43.99	14.25	83.01	57.19	6 84.98
13	48	SH	Carl KILBEY	Citroen Saxo VTR	11	10:45.42	15.68	82.83	56.87	5 85.46
14	42	SHB	Lee SCOTT	Ford Fiesta XR2i	11	10:48.49	18.75	82.44	57.53	4 84.48
15	64	SH	Mike WEBB	Citroen Saxo VTR	11	10:49.01	19.27	82.37	57.66	11 84.29
16	88	SH	Jason PELOSI	Citroen Saxo VTR	11	10:49.05	19.31	82.37	57.14	9 85.05
17	29	SH	Shane PIGGOTT	Citroen Saxo VTR	11	10:49.62	19.88	82.29	57.16	5 85.02
18	1	SH	Ryan BENSLEY	Citroen Saxo VTR	11	10:50.05	20.31	82.24	57.14	9 85.05
19	78	SH	Paul CONNELL	Peugeot 106	11	10:50.20	20.46	82.22	57.41	3 84.65
20	8	SH	Carl SWAN	Citroen Saxo VTR	11	10:50.94	21.20	82.13	56.89	4 85.43
21	60	SH	Alan HASSELL	Citroen Saxo VTR	11	10:51.36	21.62	82.07	57.37	11 84.71
22	57	SH	Andrew TSANG	Peugeot 106 XSi	11	11:07.98	38.24	80.03	57.71	3 84.21
23	71	SHB	Pip HAMMOND	Vauxhall Nova GTE	11	11:26.13	55.39	78.03	59.73	3 81.37

Not-Classified

20	SHB	Derek ROZIER	Peugeot 205 GTi	3	11:15.84	NCF	21.58	58.20	2	82.09
5	SH	Wayne HARRIS	Citroen Saxo VTR	3	3:20.17	DNF	72.84	59.54	3	81.53
3	SH	James MARSHALL	Citroen Saxo VTR	2	2:06.12	DNF	77.07	1:00.97	2	79.71
103	SH	Pat GROVE	Peugeot 106 Rallye	0		Starter	0.00			
27	SH	Nick CARTER	Citroen Saxo VTR	0		Starter	0.00			
41	SH	Martin WARD	Citroen Saxo VTR	0		Starter	0.00			
46	SH	Liam SARGENT	Peugeot 106 XSi	0		Starter	0.00			

Fastest Lap

18	SH	Joe McMILLAN	Citroen Saxo VTR					56.33	11	86.28
42	SHB	Lee SCOTT	Ford Fiesta XR2i					57.53	4	84.48



2-part race. No 41, 27, 46 & 103 took first start

Weather / Track: Cloudy / Dry

Start Time : 16:55

Mallory Park

02 Aug 09 17:08

Clerk of Course :  17.09	Time Issued :	Chief Timekeeper : Terry Stevens 
--	---------------	---

THESE RESULTS REMAIN PROVISIONAL FOR A MINIMUM OF 30 MINUTES FROM THE TIME OF ISSUE AND UNTIL ALL JUDICIAL AND TECHNICAL MATTERS HAVE BEEN SETTLED

Results produced on HS Sports Timing and Results Systems. Results online at www.750MC.co.uk



Provisional Results - Race 9

AB Performance RGB Championship

Pl	No	Cl	Name	Car	Laps	Time	Behind	MPH	Best Lap on	MPH
1	1	BEA	Derek JONES	BDN S3	16	13:11.89		98.20	8	100.14
2	3	BEB	John CUTMORE	Spire GTR	16	13:25.91	14.02	96.49	13	99.10
3	65	BEB	Duncan MARSHALL	STM Phoenix	16	13:27.69	16.00	96.25	9	97.77
4	93	BEA	Robert SPENCER	Stuart Taylor	16	13:35.22	23.33	95.39	14	97.22
5	96	BEC	Tim GRAY	AB performance Striker	16	13:44.11	32.22	94.36	3	96.37
6	11	BEA	Doug CARTER	Genesis Evo	16	13:48.31	36.42	93.88	6	96.20
7	49	BEB	Tony GAUNT	Wolfa ZXR	16	13:53.49	41.60	93.29	14	95.93
8	88	BEC	Richard WISE	Raw Striker 2007	16	13:56.27	44.38	92.98	4	94.83
9	63	BEC	Cofin CHAPMAN	Fisher Fury	16	13:57.57	45.68	92.84	14	94.88
10	26	BEC	Andrew GRANT	Fisher Fury 04	15	13:13.02	1 Lap	91.93	3	93.88
11	21	BEC	Austen GREENWAY	Fisher Fury Fireblade	15	13:13.52	1 Lap	91.87	7	94.77
12	23	BEA	James WALKER	Westfield Megabus	15	13:13.77	1 Lap	91.84	5	94.11
13	42	BEB	Paul RICKERS	Pheonix	15	13:19.55	1 Lap	91.18	12	94.28
14	25	BEC	Matt ROWE	Fisher Fury	15	13:24.83	1 Lap	90.58	2	93.71
15	77	BEC	Phil ALCOCK	Pulsar Blade	15	13:27.06	1 Lap	90.33	13	93.66
16	68	BEB	Adrian MOORE	Genesis Evo	15	13:32.15	1 Lap	89.76	9	95.52
17	9	BEA	Steve ROBINSON	Genesis RR	15	13:39.58	1 Lap	88.95	13	93.84
18	31	BEA	Andrew CUNNINGHAM	Sylva Riot	14	13:28.30	2 Laps	84.18	9	88.04
19	44	BEB	Judi DERISLEY	Fisher Fury	14	13:42.70	2 Laps	82.70	2	86.09

Not-Classified

17	BEC	Henry CARR	Fisher Fury	15	13:09.11	DNF	92.38	51.22	4	94.88
2	BEA	Paul ROGERS	Contour Cars RGB09	14	11:32.94	DNF	98.19	48.51	14	100.19
50	BEB	Tim HOVERD	Fisher Fury	2	1:53.55	DNF	85.60	51.60	2	94.19

Non-Starters

32	BEA	Bob MORTIMER	Fisher Fury
4	BEC	Alastair BOULTON	Stuart Taylor Phoenix

Fastest Lap

2	BEA	Paul ROGERS	Contour Cars RGB09	48.51	14	100.19
3	BEB	John CUTMORE	Spire GTR	49.04	13	99.10 Rec
96	BEC	Tim GRAY	AB performance Striker	50.43	3	96.37 Rec

Weather / Track: Cloudy / Dry

Start Time : 17:11

Mallory Park

02 Aug 09 17:30

Clerk of Course : 17:31	Time Issued :	Chief Timekeeper : Terry Stevens
----------------------------	---------------	--------------------------------------

THESE RESULTS REMAIN PROVISIONAL FOR A MINIMUM OF 30 MINUTES FROM THE TIME OF ISSUE AND UNTIL ALL JUDICIAL AND TECHNICAL MATTERS HAVE BEEN SETTLED

Results produced on HS Sports Timing and Results Systems. Results online at www.750MC.co.uk



Provisional Results - Race 10
750MC Toyo Tires Golf GTi Championship

Pl	No	Cl	Name	Car	Laps	Time	Behind	MPH	Best Lap on	MPH
1	33	VW2	Michael THURSTON	VW Golf GTi Mk2	12	11:30.62		84.45	56.83	4 85.52
2	3	VW2	John MAWDSLEY	VW Golf GTi Mk2	12	11:32.21	1.59	84.25	56.81	10 85.55
3	37	VW2	Jamie PACKHAM	VW Golf GTi Mk2	12	11:32.22	1.60	84.25	56.62	9 85.84
4	51	VW2	Simon HILL	VW Golf GTi Mk2	12	11:34.05	3.43	84.03	56.72	2 85.68
5	65	VW2	Luke SCHLEWITZ	VW Golf GTi Mk2	12	11:34.27	3.65	84.00	56.73	10 85.67
6	57	VW2	Patrick BUSS	VW Golf GTi Mk2	12	11:37.01	6.39	83.67	57.16	4 85.02
7	2	VW1	Craig ROBERTS	VW Golf GTi Mk2	12	11:38.70	8.08	83.47	57.19	4 84.98
8	28	VW2	James COLBOURNE	VW Golf GTi Mk2	12	11:40.43	9.81	83.26	57.05	4 85.19
9	85	VW1	James BARK	VW Golf GTi Mk2	12	11:41.27	10.65	83.16	57.33	11 84.77
10	35	VW1	Jamie BUTCHER	VW Golf GTi Mk2	12	11:51.37	20.75	81.98	57.98	3 83.82
11	24	VW2	Josh JOHNSON	VW Golf GTi Mk2	12	11:52.65	22.03	81.84	57.79	12 84.10
12	36	VW2	Matthew WELLER	VW Golf GTi Mk2	12	11:58.02	27.40	81.22	58.12	10 83.62
13	38	VW2	Henry WRIGHT	VW Golf GTi Mk2	12	11:58.56	27.94	81.16	57.86	10 84.00
14	30	VW2	Andy STENNING	VW Golf GTi Mk2	12	12:00.45	29.83	80.95	58.18	8 83.63
15	68	VW2	Verity YOUNG	VW Golf GTi Mk2	12	12:00.95	30.33	80.89	58.47	12 83.12
16	42	VW1	Dawn BOYD	VW Golf GTi Mk2	12	12:01.58	30.96	80.82	58.50	12 83.08
17	70	VW2	Tony MARLOW	VW Golf GTi Mk2	12	12:02.16	31.54	80.78	57.99	9 83.81
18	4	VW1	Luke WALES	VW Golf GTi Mk2	12	12:05.83	35.21	80.35	57.94	6 83.88
19	12	VW1	Kevin GLOVER	VW Golf GTi Mk2	12	12:06.62	36.00	80.26	58.03	5 83.75
20	28	VW1	Antony THEAKER	VW Golf GTi Mk2	12	12:08.33	37.71	80.07	58.70	9 82.79
21	40	VW2	Marcus McKENZIE	VW Golf GTi Mk2	12	12:08.81	38.19	80.02	58.28	12 83.39
22	25	VW2	Andrew WARNES	VW Golf GTi Mk2	12	12:10.25	39.63	79.86	58.18	4 83.53
23	29	VW2	Alistair SEDWELL	VW Golf GTi Mk2	12	12:19.56	48.94	78.85	59.53	12 81.64
24	50	VW1	Peter HAYNES	VW Golf GTi Mk2	12	12:19.78	49.16	78.83	59.34	12 81.90
25	62	VW1	Andy HOLLEY	VW Golf GTi Mk2	12	12:23.54	52.92	78.44	59.73	7 81.37

Not-Classified

44	VW1	Peter MILNE	VW Golf GTi Mk2	1	1:15.45	DNF	64.41	1:15.45	1	84.41
----	-----	-------------	-----------------	---	---------	-----	-------	---------	---	-------

Non-Starters

32	VW1	Daniel ABBOTT	VW Golf GTi Mk2
61	VW2	John HILLON	VW Golf GTi Mk2
66	VW2	Darren BEDFORD	VW Golf GTi Mk2
89	VW1	Sebastian PALMER	VW Golf GTi Mk2
93	VW2	Mark REYNOLDS	VW Golf GTi Mk2

Fastest Lap

37	VW2	Jamie PACKHAM	VW Golf GTi Mk2					56.62	9	85.84
2	VW1	Craig ROBERTS	VW Golf GTi Mk2					57.19	4	84.98

Weather / Track: Cloudy / Dry

Start Time : 17:47

Mallory Park

02 Aug 09 18:01

Clork of Course :	Time Issued :	Chief Timekeeper :
 18:01		Terry Stevens

THESE RESULTS REMAIN PROVISIONAL FOR A MINIMUM OF 30 MINUTES FROM THE TIME OF ISSUE AND UNTIL ALL JUDICIAL AND TECHNICAL MATTERS HAVE BEEN SETTLED

Results produced on HS Sports Timing and Results Systems. Results online at www.750MC.co.uk