


RACE PROGRAMME

Price £2.00

BRITISH
RACING
FOR
WOMEN



Pembrey

31st Jul & 1st Aug '10



This meeting is held under the General Regulations of the MSA (incorporating the provisions of the International Sporting Code of the FIA) and the Supplementary Regulations, Final Instructions and any written instructions which the Organisers issue for the race meeting. **MSA Permits: 57050/1**

RACE MEETING OFFICIALS

MSA STEWARD
L.Jenkins

CLERKS OF COURSE
V.Ayres

R.Clements A.Cox

CLUB STEWARDS
E.Minihanick K.Evans

TIMEKEEPERS
T.Stevens (Chief)
A.Stevens G.Taylor

SCRUTINEERS
D.F.D.Smith (Chief)
S.Ford G.Deacon
A.Johnson N.Marriott
J.Atkinson J.Barlow
K.Messer

CHIEF MARSHAL
P.Harding

RACE RESCUE UNIT/S
Phoenix Rescue
BARC Pembrey

COMMENTATOR
I.Sowman

SECRETARY
OF THE MEETING
Robin Knight

MARSHALS
750 Motor Club
BMMC & friends

BREAKDOWN UNITS
BARC Pembrey

CHILD PROTECTION OFFICER -
V.Ayres

APPROXIMATE TIMETABLE

Saturday		Practice
1	Demon Tweeks/Yokohama Stock Hatch Championship - untimed	9.00
2	AB Performance RGB Championship - untimed	9.30
3	750MC Formula Vee Championship - untimed	9.55
4	Polleysport/Yokohama SAXMAX Championship - untimed	10.20
5	MG Midget Challenge	10.45
6	Demon Tweeks/Yokohama Stock Hatch Championship - session A	11.10
7	Demon Tweeks/Yokohama Stock Hatch Championship - session B	11.30
8	AB Performance RGB Championship	11.55
9	750MC Formula Vee Championship	12.20
10	Premier Choice Group 750 Formula Championship	12.45
<i>Lunchbreak</i>		
11	Polleysport/Yokohama SAXMAX Championship	2.00
Races (* = green flag lap)		Time
1	Demon Tweeks/Yokohama Stock Hatch Championship - Heat	2.30
2	MG Midget Challenge*	2.55
3	AB Performance RGB Championship	3.25
4	750MC Formula Vee Championship*	3.50
5	Premier Choice Group 750 Formula Championship*	4.20
6	Polleysport/Yokohama SAXMAX Championship	4.50
7	Demon Tweeks/Yokohama Stock Hatch Championship - final	5.20
Sunday		Practice
11	Demon Tweeks/Yokohama Locost Championship - untimed	9.00
12	750MC Formula 4 Championship - untimed	9.30
13	Polleysport/Yokohama SAXMAX Championship	10.00
14	Demon Tweeks/Yokohama Locost Championship - session A	10.20
15	Demon Tweeks/Yokohama Locost Championship - session B	10.45
16	750MC Formula 4 Championship	11.05
Races (* = green flag lap)		Time
8	MG Midget Challenge*	11.30
9	Premier Choice Group 750 Formula Championship*	11.55
10	Demon Tweeks/Yokohama Locost Championship - Heat 1	12.25
11	Demon Tweeks/Yokohama Stock Hatch Championship - Heat*	12.50
<i>Lunchbreak</i>		
12	Demon Tweeks/Yokohama Locost Championship - Final 1	2.00
13	750MC Formula Vee Championship*	2.25
14	750MC Formula 4 Championship*	2.55
15	Demon Tweeks/Yokohama Stock Hatch Championship - Final*	3.25
16	Demon Tweeks/Yokohama Locost Championship - Heat 2	3.50
17	AB Performance RGB Championship*	4.20
18	Polleysport/Yokohama SAXMAX Championship	4.45
19	750MC Formula 4 Championship*	5.15
20	Demon Tweeks/Yokohama Locost Championship - Final 2	5.40

The organisers reserve the right, with the permission of the Stewards of the Meeting and/or the Clerk of Course, to amend the timetable, to change the order in which events are run and to postpone, cancel or abandon the meeting or any part thereof.

Races 1/7 & 11/15**13 mins + 1 lap****Demon Tweeks/Yokohama Stock Hatch Championship**

The Stock Hatch Championship, is in its 13th year & continues to be the most popular championship in the UK. Modifications are strictly limited to basic rebore and blueprinting along with the use of standard gearbox; Ignition systems are 'free'; suspension mods are limited to lowering and uprating of springs and dampers; brakes remain standard with free pad materials; a 'control' Yokohama tyre and a weight penalty for leading cars ensures close racing at very affordable cost.




No	Cls	Driver	Car details	ccs	Hometown
1		Jeff Humphries	Peugeot 106 Rallye	1600	Farnham
17		Amy Barker	Citroen Saxo VTR	1600	Bath
20		Andrew Foley	Saxo VTR	1600	Merthyr Tydfil
21		Wayne Harris	Citroen Saxo VTR	1600	Wisbech
22		Jason Pelosi	Citroen Saxo VTR	1600	Harlow
31	B	Alan Duly	Fiesta XR2	1600	Upminster
38	B	Sarah Niblett	Peugeot 205 GTi	1600	Woking
43	B	Terry Botting	Fiesta XR2i	1600	Crawley
46		Liam Sargent	Peugeot 106 XSi	1600	Cradley Heath
55		Rory Cooper	Citroen Saxo	1600	Horsham
58		Paul Jarvis	Citroen saxo VTR	1600	Hemel Hempstead
62		Daniel Spencer	Citroen Saxo	1600	Norwich
66		Josh Cook	Citroen Saxo	1600	Bath
72		Jonathan Woolley	Citroen Saxo VTR	1600	Nottingham
79	B	Andrew Lightfoot	Ford Fiesta XR2	1596	Bradford
81		Trevor Gregory	Citroen Saxo VTR	1600	Leighton Buzzard
83		Chris Mohan	Peugeot 106 XSi	1600	Basingstoke
84		Adam Stokes	Peugeot 106XSi	1587	Cheltenham
90	B	Martyn Fowdrey	Fiesta XR2	1600	Polegate
101		Robbie Boon	Citroen Saxo VTR	1600	King's Lynn

The above drivers are in practice session A - those below are in session B

4		Terry Roughton	Citroen Saxo	1600	Wisbech
8		Shaun Hagen	Citroen Saxo VTR	1600	King's Lynn
10		Jake Farndon	Citroen Saxo	1600	Coventry
14		Tom Molyneux	Peugeot 106 Rally	1600	Woodford Green
23		Kirk Dewell	Citroen Saxo	1600	Crawley
26		Robert Thorp	Saxo VTR	1600	Great Yarmouth
37	B	Keith Morgan	Suzuki Swift GTi	1300	Lincoln
42	B	Lee Scott	Ford Fiesta XR2i	1600	Basildon
47		Will Sargent	Peugeot 106 XSi	1600	Alresford
51		Matt Digby	Citroen Saxo	1600	Uxbridge
52		Steve Noble	Sport KA	1599	Aylesbury
53		Andrew Tsang	Peugeot XSi	1600	King's Lynn
54		Maurice Hayden	Saxo	1600	Wisbech
69		Joel Shipton	Saxo VTR	1600	Warwick
73	B	Russell Holman	Ford XR2	1600	Crawley
82		Stuart Window	Citroen Saxo VTR	1600	Brandon
91		Jon Maybin	Citroen Saxo VTR	1600	Teignmouth
92		Patrick Fletcher	Citroen Saxo VTR	1600	Reading
96		Joe Ferguson	Saxo VTR	1600	Dunmow
99		Stuart Herriott	Citroen Saxo VTR	1600	Milton Keynes

Slowest 32 into the heat, the remainder into the final which will be topped up to 32 by the top finishers in the heat. The same principle applies on Sunday using 2nd fastest times. Drivers must sign-on again on Sunday before 11.30 to confirm they are racing. If less than 33 are signed on, only Race 11 will be run.

Races 2 & 8**13 mins + 1 lap****MG Midget Challenge**

The **MG Midget Challenge** is run by the MGCC and was started in 1977.

Eligible cars include all models of MG Midget and Austin Healey Sprite, plus the 'historic' bodied versions such as Ashley, Lenham, Sebring, Speedwell and WSM.

The championship is split into 3 classes, with varying amounts of modifications.

Group A: Fully modified cars running on slicks up to 10" width.

Group B: Race modified cars running with standard shape bodywork and slicks up to 6" width.

Group C: Road going cars, with limited engine and bodywork modifications, all running Bridgestone tyres on 5" wide rims.

No	Cls	Driver	Car details	ccs	Hometown
7	C	Richard Homer	MG Midget	1330	Stone
9	C	Ian Hadrill	MG Midget	1275	Leamington Spa
10	C	Dave Jenkins	M G Midget	1275	Sevenoaks
11	C	Tim Storrar	Austin Healey Sprite	1275	Pershore
12	C	Peter Hartle	MG Midget	1330	Crediton
31	A	Paul Sibley	MG Midget	1460	Milton Keynes
33	A	Edward Reeve	MG Midget	1486	London
35	A	Gil Duffy	MG Midget	1460	Malvern
36	A	David Weston	MG Midget	1460	Leicester
41	A	Richard Perry	MG Midget	1460	Sevenoaks
64	B	Mark Turner	AH Frogeye Sprite	1380	Leamington Spa
65	B	Nigel Pratt	MG Midget	1380	Andover
66	B	Phil Attwood	MG Midget	1380	Guildford
68	B	Richard Bridge	MG Midget	1380	Abingdon
70	B	Dean Stanton	MG Midget	1380	Southampton
72	B	Ian Slagg	MG Midget	1380	Pwllheli
73	B	Tom Neal	MG Midget	1380	Ely
76	B	Ian Woodbridge	MG Midget	1380	Maidenhead

This round is sponsored by Surveying Devon & Cornwall

A warm welcome to rounds six & seven of this season's Midget Championship. We run eleven races through the season and include all major UK circuits, finishing at Mallory Park on Oct. 17.

POINTS after first three races -

GROUP A			B		C	
1	P Sibley	71	D Mooney	92	I Langford	71
2	E Reeve	37	A Actman	84	D Pymm	71
3	D Weston	37	N Pratt	76	D Jenkins	36

Next Round - Cadwell Circuit - September 04.

Races 3 & 17**13 mins + 1 lap****AB Performance RGB Championship**

First introduced in 2001, this Championship is for two-seater cars which must be capable of passing an MOT. Cars may be constructed specifically for the series or may be one of the many motorcycle engine cars currently available. The engines must be series-production four-stroke units and may not be modified from standard; they run in three classes; standard Fireblade engine kit cars (class C), up to 145 bhp (class B), 146 to 180 bhp and all rear-engined cars (class A). Control tyre is the Yokohama AO4BR.



No	Cls	Driver	Car details	ccs	Hometown
2	A	John Cutmore	Spire GTR	1200	Bury St. Edmunds
3	C	Alastair Boulton	Stuart Taylor Phoenix	919	Gloucester
5	B	Derek Jones	Fisher Fury	998	Norwich
7	A	Doug Carter	Genesis Evo	1200	Kendal
12	A	Paul Rogers	Contour Cars	1200	Attleborough
15	C	Austen Greenway	Fisher Fury Fireblade	919	Kidderminster
16	A	James Walker	Westfield Megabusa	1300	Slough
18	C	Robert Grant	Fisher fury	919	Longfield
21	B	Mathew Green	Spire GTR	1000	Bury St. Edmunds
22	C	Ben Butler	Westfield SE	918	Leamington Spa
26	B	Andrew Grant	Fisher Fury 04	1000	Gravesend
28	A	Gary Goodyear	Raw Fulcrum	1200	Sheffield
32	B	Lee Baverstock	STM/Rainbird Phoenix	998	Chelmsford
33	A	Bob Mortimer	Fisher Fury	1299	Pontlliw
34	B	Mark Sammland	Fisher Fury	1000	Gravesend
41	B	Neil Constable-Berry	BDN S3 1000RR	998	Norwich
44	B	Judi Derisley	Fisher Fury	998	Hayling Island
49	B	Tony Gaunt	Wolfe ZXR	998	Belper
50	B	Tim Hoverd	Fisher Fury	998	Cambridge
52	B	Daniel Bromilow	Fisher Fury	998	Ely
63	C	Colin Chapman	Fisher Fury	919	Pershore
65	B	Duncan Marshall	STM Phoenix	1000	Newcastle
68	B	Adrian Moore	Genesis Evo	998	Peterborough
77	C	Phil Alcock	Pulsar Blade	919	Lutterworth

750MC/AB Performance RGB Championship							
Pts	No	Cls	Driver	Pts	No	Cls	Driver
107	3	C	Alastair Boulton	83	7	A	Doug Carter
92	12	A	Paul Rogers	82	21	B	Mathew Green
89	2	A	John Cutmore	78	63	C	Colin Chapman

LAP RECORDS				
Class	Driver	Time	Points	Date
A	Jonathan Wright	1:02.37	84.04	16/07/2006
B	Mark Farthing	1:07.05	78.17	13/07/2003
C	Martin Brooks	1:03.55	82.48	13/07/2003



Races 4 & 13**13 mins + 1 lap****750 Motor Club Formula Vee Championship**

The 750 Motor Club Formula Vee championship is ideal for beginner and 'expert' alike, looking for competitive single seater racing on a low budget. It has been run by the 750 Motor Club since 1980 and is probably the cheapest way to go single seater racing in the UK. Engine, gearbox and much of the suspension and braking system is from the VW 1300 Beetle and this, along with a Dunlop 'control' tyre puts the emphasis on driver ability to win races.



No	Cls	Driver	Car details	ccs	Hometown
3		Martin Farmer	GAC	1300	Castle Bromwich
5		Declan McDonnell	GAC 03	1300	Hertford
6		Dave Hodkin	AHS Dominator	1300	Manchester
8		Paul Taylor	GAC	1300	East Grinstead
10		Peter Belsey	Spyder MK2	1300	Reading
13		Steve Ough	AHS Dominator	1300	Shipley
14		Stephen Glasswell	Storm	1300	Bury St. Edmunds
18		Tim Probert	Storm SF1	1300	Richmond
23	B	Ian Jordan	Sheane	1300	Tonbridge
26		Peter Andrews	Sheane Mk2	1300	Birmingham
27		Alan Robinson	AHS Dominator	1300	Widnes
30		Ashley Sutton	Storm 2007	1300	Bishop's Stortford
33		Ben Anderson	GAC 1	1300	Mitcham
44		Andrew Perks	GAC	1300	Chelmsford
50		Ken Elliott	Leystone Bowles	1300	Dublin
52		Dan Brigham	AHS Challenger	1300	Cambridge
62		David Heavey	Leystone JH004	1300	Ireland
67		Alan Swain	GAC	1300	Aylesbury
74	B	James Conyers	Leystone	1300	Upper Poppleton
77		Matthew Perks	GAC	1300	Chelmsford
86		Brenton Jones	Spyder	1300	Ross-On-Wye
99		Gethin Jones	Storm SG09	1300	Chesterfield

750MC Formula Vee Championship					
Pts	No	Driver	Pts	No	Driver
199	3	Martin Farmer	137	8	Paul Taylor
164	10	Peter Belsey	132	30	Ashley Sutton
162	33	Ben Anderson	118	5	Declan McDonnell

Lap Record	Sam Oliveira	1:03.15	83	15/07/2006
------------	--------------	---------	----	------------

Races 5 & 9**18 & 13 mins + 1 lap****Premier Choice Group 750 Formula Championship**

750 Formula is for two-seater sports racing cars, introduced by the 750 MC in 1949, as its first racing formula. The regulations provide ample scope for the amateur to design and build his own car, and to develop his skills in chassis / suspension design and engine tuning within carefully controlled limits. There are two engine options, either the highly tuned Reliant 850cc or the unmodified Fiat 'FIRE' 1108cc, the latter introduced in 2003 due to the diminishing supply of spares for the Reliant engine. All cars run on a control Yokohama slick tyre.



No	Cls	Driver	Car details	ccs	Hometown
1		Dave Robson	SDAR/83	1108	Ashbourne
4		Chris Gough	CGR2 Evo	1108	Telford
5		Bill Rutter	Darvi Mk5	1108	Bedford
6		Bob Simpson	SS/F	1108	West Drayton
7		Peter Bove	ADR 750F	1108	Welwyn
13		Rod Hill	Mystic T4/21	1108	Ashby-De-La-Zouch
17	B	Andrew Lake	Darvi 91D	1108	Bedford
22		Andrew Booth	Centaur	1108	Bristol
23	B	Paul Collins	Darvi Mk5	1108	Bedford
42		Martin Kemp	Racekits Falcon	1108	Aldershot
55		Roger Rowe	Centaur Mk 20	1108	Kidderminster
97	B	Nathaniel Cooper	Davis T7	1108	High Wycombe

750MC 750 Formula Championship					
Pts	No	Driver	Pts	No	Driver
157	55	Roger Rowe	73	13	Rod Hill
119	97	Nathaniel Cooper	72	1	Dave Robson
95	71	Max Sheppard	70	5	Bill Rutter

Lap Record	Bob Simpson	1:04.00	81.9	25/05/2008
------------	-------------	---------	------	------------

Premier Choice Group The Health Insurance Specialists

The Premier Choice Group is one of the largest employee benefit consultancy practices in the UK, looking after the health and wellbeing of companies of all sizes and from all sectors of the market. This gives them and their employees peace of mind with medical insurance and income protection.

We are a well established organisation covering the whole of the country and are pleased to be sponsoring the 750 Formula Championship for the 4th consecutive year, and also to support the formula in its 61st year... two powerful and well-established brands motoring together.

www.pch.uk.com

PREMIER CHOICE HEALTHCARE LTD IS AUTHORISED & REGULATED
BY THE FINANCIAL SERVICES AUTHORITY

Races 6 & 18**13 mins + 1 lap****750 MC SAXMAX Championship**

Introduced in 2006, this is the 750 Motor Club's championship for Junior drivers, aged 14 - 17 years. The car chosen is the Citroen Saxo VTR with very strict limitations on tuning and very specific safety features in accordance with MSA and FIA standards. The cars run with a control Piper camshaft, a control ECU and all run on the Yokohama AO21R tyre supplied by George Polley Motorsport.



No	Driver	Car details	ccs	Hometown
4	Aaron Trigwell	Citroen Saxo	1600	Braintree
10	Scott Moakes	Citroen Saxo	1600	Welwyn Garden City
13	Chris Warburton	Saxo	1600	Leyland
15	Ashley Dibden	Saxo VTR	1600	Peterborough
17	William Davison	Saxo VTR	1600	Salisbury
18	Jordan Willson	Citroen Saxo	1600	West Malling
22	William Plant	Saxo	1600	Stratford-Upon-Avon
54	Anthony Whorton-Eales	Citroen Saxo	1600	Lichfield
55	Jordan Annells	Saxo	1600	Tunbridge Wells
81	Henry Gilbert	Saxo VTR	1600	Leicester
89	Shane Stoney	Saxo VTR	1600	York
95	Myles Collins	Saxo VTR	1600	Knaresborough
96	Shaun Clay	Citroen Saxo	1600	Porth

750MC SAXMAX Championship					
Pts	No	Driver	Pts	No	Driver
169	54	Anthony Whorton-Eales	142	18	Jordan Willson
162	10	Scott Moakes	137	13	Chris Warburton
159	4	Aaron Trigwell	120	15	Ashley Dibden*

Lap Record	James Colburn	1:12.93	71.87	24/05/2008
------------	---------------	---------	-------	------------



Races 10/12 & 16/20

13 mins + 1 lap

Demon Tweaks/Yokohama Locost Championship

The 750 Motor Club Locost Championship is for cars built to the same basic design and using a standard Ford 1300 cc crossflow engine, gearbox and many other standard components. All cars run with a 'control' camshaft from Kent Cams; modifications are limited to a rebore and basic 'blue-printing'. There is also a 'control' tyre, the Yokohama A539. There is free choice of spring rates and anti-roll bars; dampers must be steel-bodied and single-adjustable.

Demon Tweaks



No	Cls	Driver	Car details	ccs	Hometown
3	T	Alastair Garratt	Locost	1300	Nottingham
4		Tom Coller	Locost	1300	Canterbury
16		Victoria Pickles	Locost	1300	Louth
23		Rob Middleton	Locost	1300	Pontefract
26	T	Ian Mittell	Locost	1300	Eastleigh
27		Alex Von Ehrheim	Locost	1300	Pontefract
28		David Black	Locost	1300	Birmingham
29		Robert Kerkhoven	Locost	1300	Worcester
35		Sean Graham	Locost	1300	Gosport
39		Steve Evans	Locost	1300	Leicester
41		Keith Malpus	Locost	1300	Thornton-Cleveleys
44		Campbell Cassidy	Locost	1300	London
54		David Morrow	Locost	1300	Hungerford
58	T	Anthony May	Locost	1300	Marlborough
60	T	Richard Bradley	Locost	1300	Spilsby
63		James Millman	Locost	1300	Cullompton
70		Sian Stafford	Locost	1300	Derby
73		Rob Apsey	Locost	1300	Watford
77		Nick Selby	Locost	1300	Bishop's Stortford

The above drivers are in the 1st Locost practice session – those on the next page are in the 2nd session. From the combined times of the two sessions the slowest 32 go into Race 10, the remainder into Race 12 which will be topped up to 32 by the top finishers in Race 10. The same principle is applied for races 16 & 20, using the drivers 2nd fastest time from qualifying.

Races 10/12 & 16/20**13 mins + 1 lap****Demon Tweaks/Yokohama Locost Championship**

The 750 Motor Club Locost Championship is for cars built to the same basic design and using a standard Ford 1300 cc crossflow engine, gearbox and many other standard components. All cars run with a 'control' camshaft from Kent Cams; modifications are limited to a rebore and basic 'blue-printing'. There is also a 'control' tyre, the Yokohama A539. There is free choice of spring rates and anti-roll bars; dampers must be steel-bodied and single-adjustable.




No	Cls	Driver	Car details	ccs	Hometown
2		Scott Mittell	Locost	1300	Eastleigh
6		Richard Jenkins	Locost	1300	Norwich
8		James Pinkerton	Locost	1300	Leamington Spa
11		Lynfel Owen	Locost	1300	Leamington Spa
21		David Berry	Locost	1300	Grantham
22		James McAllister	Locost	1300	Glossop
25		Lee Middleton	Locost	1300	Normanton
33		Glenn Boyer	Locost	1300	Bridgwater
36		Trevor Faunch	Locost	1300	Normanton
37		Barry Stuart	Locost	1300	Welwyn Garden City
40		Paul Bryant	Locost	1300	Taunton
43	T	Simon Wood	Locost	1300	Cambridge
51		Matt Cherrington	Locost	1300	Melksham
56	T	Patrick Dudley	Locost	1300	Rosewell
57		Mike Lear	Locost	1300	Caldicot
61	T	Chris Sellars	Locost	1300	Boston
67		Ernie Gushlow	Locost	1300	London
71		Jason Gibbons	Locost	1300	Bristol
88	T	Nicholas Morley	Locost	1300	London

750MC Locost Championship							
Pts	No	Cls	Driver	Pts	No	Cls	Driver
167	2		Scott Mittell	106	27		Alex Von Ehrhelm
161	28		David Black	75	88		Nicholas Morley
146	4		Tom Collier	70	3	T	Alastair Garratt

Lap Record	Alex Jullien	1:10.62	74.22	12/07/2003
------------	--------------	---------	-------	------------

Races 14 & 19**13 mins + 1 lap****750 Motor Club Formula 4 Championship**

Single seaters running in 3 classes.
 Class A: Cars built after 1/1/95 plus F3 derived cars.
 Class B: Cars built before 1/1/95.
 Class C: Formula Ford Zetec.
 Engines: Ford 1800 Zetec in both FF Zetec and modified form, motorcycle engines, Pinto & VW Polo.
 All classes are limited to 4-speed (or standard box in the bike-engined cars) plus mandatory reverse; these are racing gearboxes with freedom of choice of ratios. Avon control compound slicks; wets are free.

No	Cls	Driver	Car details	ccs	Hometown
5	A	Bryn Tootell	Van Diemen RF06	1800	Rochdale
6	A	Malcolm Scott	Van Diemen RF00	1800	Upminster
7	A	Robbie Watts	Van Diemen Raw 09	1800	Benfleet
21	B	Clive Yorath	Reynard SF84	997	Cheltenham
26	C	Matt Hayes	Jamun M97Z	1800	Dover
27	A	Mike Webber	Magnum F4A	1800	Gosport
31	A	Erwin Smiech	Van Diemen RM06	2000	Lincoln
40	A2	David Woodsworth-Dale	Revelation 2009	750	Mytholmroyd
76	A	Jennifer Scott	Van Diemen RF99	1800	Coalville
79	A	Oliver Sirrell	Van Diemen	1800	Coalville
83	C	Paul Presgraves	Van Diemen RF98	1800	Peterborough

750MC Formula 4 Championship							
Pts	No	Cls	Driver	Pts	No	Cls	Driver
140	6	A	Malcolm Scott	121	1	A	Jonathan Weston-Taylor
134	4	A	Andrew Minnett	105	5	A	Bryn Tootell
129	7	A	Robbie Watts	103	79	A	Oliver Sirrell

LAP RECORDS				
A	Jeremy Walker	0:57.72	90.81	24/05/2008
B	Clive Yorath	1:00.32	86.9	24/05/2008
C	Bryn Tootell	1:03.12	83.04	24/05/2008





P5 - Provisional Qualifying Times
MG Midget Challenge

Pl	No	Cl	Name	Car	Laps	Time on Lap	Behind	MPH	
1	31	A	Paul Sibley	MG Midget	14	1:03.83	8	82.52	
2	36	A	David Weston	MG Midget	13	1:06.66	7	81.06	
3	35	A	Gil Duffey	MG Midget	13	1:06.55	7	2.72	78.76
4	33	A	Edward Reeve	MG Midget	13	1:06.80	10	2.97	78.47
5	64	B	Mark Turner	Austin Healey Sprite	12	1:09.62	4	5.79	75.29
6	65	B	Nigel Preatt	MG Midget	12	1:10.14	7	6.31	74.73
7	70	B	Dean Stanton	MG Midget	12	1:11.28	9	7.46	73.53
8	41	A	Richard Perry	MG Midget	4	1:11.70	4	7.87	73.10
9	73	B	Tom Neat	MG Midget	8	1:11.98	5	8.15	72.82
10	72	B	Ian Stagg	MG Midget	12	1:12.98	6	9.15	71.82
11	68	B	Richard Bridge	MG Midget	11	1:13.01	9	9.18	71.79
12	88	B	Phil Attwood	MG Midget	11	1:13.88	11	10.05	70.95
13	76	B	Ian Woodbridge	MG Midget	11	1:14.19	9	10.38	70.55
14	11	C	Tim Storrbar	Austin Healey Sprite	12	1:15.23	10	11.40	69.67
15	12	C	Peter Hartle	MG Midget	8	1:16.32	4	11.49	69.59
16	9	C	Ian Hadrill	MG Midget	10	1:17.05	8	12.23	68.02
17	10	C	Dave Jenkins	MG Midget	11	1:19.53	9	15.70	65.91
18	7	C	Richard Homer	MG Midget	11	1:19.89	10	16.06	65.61

No 9 - Transponder - Exorbitant, please check connections.

RACE GRID
MG Midget Challenge
Race 2

10	David Jenkins	01:19.530	7	Richard Homer	01:19.890
12	Peter Hartle	01:15.320	9	Ian Hadrill	01:17.050
76	Ian Woodbridge	01:14.190	11	Tim Storrbar	01:15.230
68	Richard Bridge	01:13.010	66	Phil Attwood	01:13.880
73	Tom Neat	01:11.980	72	Ian Stagg	01:12.980
70	Dean Stanton	01:11.280	41	Richard Perry	01:11.700
64	Mark Turner	01:09.620	65	Nigel Preatt	01:10.140
35	Gil Duffey	01:06.550	33	Edward Reeve	01:06.800
31	Paul Sibley	01:03.830	36	David Weston	01:04.660

POLE

Weather / Track: Cloudy / Dry

Start Time: 10:42

Client of Course:

ASG 11.23

Time Issued:

Pembrey

Chief Timekeeper: Tracy Savvins

31 Jul 10 11:05

THESE RESULTS REMAIN PROVISIONAL, FOR A MINIMUM OF 24 HOURS FROM THE TIME OF ISSUE AND UNTIL ALL JUDICIAL AND TECHNICAL MATTERS HAVE BEEN SETTLED.

Results produced on HS Sports Timing and Results Systems. Results online at www.750MC.co.uk



2nd Best Qualifying Times MG Midget Challenge

Pos	No	Cl	Name	Car	Time
1	31	A	PAUL SIBLEY	MG Midget	1:34.15
2	35	A	DAVID WESTON	MG Midget	1:35.29
3	33	A	GIL DUFFY	MG Midget	1:36.81
4	33	A	EDWARD REEVE	MG Midget	1:37.42
5	64	B	MARK TURNER	Austin Healey Sprite	1:39.91
6	63	B	NIGEL PRATT	MG Midget	1:41.12
7	70	B	DEAN STANTON	MG Midget	1:41.44
8	73	B	TOM NEAT	MG Midget	1:42.11
9	72	B	IAN STAGG	MG Midget	1:42.38
10	45	A	RICHARD PERRY	MG Midget	1:43.11
11	49	B	RICHARD BRIDGE	MG Midget	1:43.30
12	66	B	PHIL ATTWOOD	MG Midget	1:44.15
13	12	C	PEGGY HARTLE	MG Midget	1:45.49
14	11	C	TIM STORRAR	Austin Healey Sprite	1:45.64
15	78	B	IAN WOODBRIDGE	MG Midget	1:46.01
16	9	C	IAN HADFIELD	MG Midget	1:49.87
17	30	C	DAVE JENKINS	MG Midget	1:50.94
18	7	C	RICHARD HOMER	MG Midget	1:50.94

Clock of Course: AS 11.23 Time Issued: _____ Chief Timekeeper: _____
31 Jul 10 11:07

THESE RESULTS REMAIN PROVISIONAL FOR A MINIMUM OF 30 MINUTES FROM THE TIME OF ISSUE

RACE GRID

MG Midget Challenge Race 8

10	DAVE JENKINS	01:19.870	7	RICHARD HOMER	01:20.940
76	IAN WOODBRIDGE	01:15.640	9	IAN HADFIELD	01:18.010
12	PEGGY HARTLE	01:18.400	11	TIM STORRAR	01:15.540
68	RICHARD BRIDGE	01:13.300	66	PHIL ATTWOOD	01:14.130
72	IAN STAGG	01:12.590	41	RICHARD PERRY	01:13.110
70	DEAN STANTON	01:11.440	73	TOM NEAT	01:12.110
64	MARK TURNER	01:09.910	65	NIGEL PRATT	01:11.120
35	GIL DUFFY	01:06.810	33	EDWARD REEVE	01:07.420
31	PAUL SIBLEY	01:04.150	36	DAVID WESTON	01:03.290

POLE



Combined Qualifying Times
 Demon Tweeks / Yokohama Stock Hatch
 Championship

Pos	No	Cl	Name	Car	Session	Laps	Best on Lap	Mph
1	98		Joe FERGUSON	Citroen Saxo VTR	B	10	1:00.30	75.64
2	51		Mark DIBBY	Citroen Saxo VTR	B	13	1:00.42	75.51
3	92		Patrick FLETCHER	Citroen Saxo VTR	B	11	1:00.44	75.48
4	91		-- Jon MAYRIN	Citroen C2	B	6	1:00.48	75.44
5	21		Wayne HARRIS	Citroen Saxo VTR	A	13	1:00.51	75.41
6	29		Andrew FOLEY	Citroen Saxo VTR	A	13	1:00.63	75.28
7	86		-- Josh COOK	Citroen Saxo VTR	A	13	1:00.70	75.20
8	1		Jeff HILPHURDS	Peugeot 106 Rallye	A	13	1:00.84	75.05
9	8		Shaun HIGGINS	Citroen Saxo VTR	B	13	1:00.87	75.02
10	69		Joel SHIPPON	Citroen Saxo VTR	B	13	1:00.98	74.90
11	103		Robbie BOON	Citroen Saxo VTR	A	10	1:10.10	74.77
12	4		Terry ROUGHTON	Citroen Saxo VTR	B	13	1:10.32	74.75
13	10		John FARNDON	Citroen Saxo VTR	B	12	1:10.20	74.67
14	54		Maurice HAYDEN	Citroen Saxo VTR	B	13	1:10.20	74.66
15	14		Tom MCKYNEUX	Peugeot 106 Rallye	B	13	1:10.20	74.66
16	55		Rory COOPER	Citroen Saxo VTR	A	4	1:10.26	74.60
17	72		Jonathan WOOLLEY	Citroen Saxo VTR	A	13	1:10.32	74.60
18	42		Lee SCOTT	Ford Fiesta XR2i	B	4	1:11.56	73.66
19	44		Adam STOKES	Peugeot 106 XSI	A	13	1:11.24	73.58
20	46		Liam SARGENT	Peugeot 106 XSI	A	13	1:11.43	73.50
21	90		Martin FOWDREY	Ford Fiesta XR2	A	12	1:11.46	73.50
22	42		Shaun WINDOW	Citroen Saxo VTR	B	4	1:11.48	73.33
23	17		Amy BARKER	Citroen Saxo VTR	A	13	1:11.59	73.22
24	47		Will SARGENT	Peugeot 106 XSI	B	12	1:11.82	73.16
25	53		Andrew TSANG	Peugeot 106 XSI	B	12	1:11.88	73.06
26	52		Steve NOBLE	Ford Sport KA	B	13	1:11.99	72.81
27	42		Daniel SPENCER	Citroen Saxo VTR	A	12	1:12.08	72.72
28	23		Kyle DEWELL	Citroen Saxo VTR	B	10	1:12.08	72.72
29	58		Paul JARVIS	Citroen Saxo VTR	A	12	1:12.27	72.64
30	28		Simon NIBLETT	Peugeot 206 GTI	A	12	1:12.46	72.54
31	43		-- Chris MOHAN	Peugeot 106 XSI	A	12	1:12.42	72.18
32	81		Trevor GREGORY	Citroen Saxo VTR	E	12	1:12.87	72.15
33	73		Russell HOLMAN	Ford Fiesta XR2	E	12	1:13.00	71.77
34	79		Andrew LIGHTFOOT	Ford Fiesta XR2	A	7	1:13.24	71.57
35	43		Terry BOTTING	Citroen Saxo VTR	A	2	1:13.38	71.43
36	11		Alan DULY	Ford Fiesta XR2	A	10	1:13.52	71.29
37	17		Keith MORGAN	Suzuki Swift GTi	B	11	1:13.85	68.21
38	26		Robert THORP	Citroen Saxo VTR	B	12	1:14.85	68.21
39	99		-- Stuart HERRIOTT	Citroen Saxo VTR	B	11	1:22.10	63.84

No 86, 83, 91 & 99 - check transponder location

Check/Change: Time Issued: 12:16
 Chief Transponder:

31 JUN 10 11:51

RESULTS REVISION PROCEDURES, THE AVERAGE OF 20 VINTAGE SPORTS TIRE USE OF ISDA AND JMW, ALL JUDICIAL AND TECHNICAL MATTERS HAVE BEEN DECIDE
 Results produced on HS Sports Timing and Results Systems. Results online at www.750MC.co.uk

RACE GRID

Demon Tweeks / Yokohama Stock Hatch Championship
 Race 1 - Heat 1

26	Robert THORP	01:10.950	99	Stuart HERRIOTT	01:22.100
31	Alan DULY	01:13.520	37	Keith MORGAN	01:13.530
79	Andrew LIGHTFOOT	01:13.240	43	Terry BOTTING	01:13.280
81	Trevor GREGORY	01:12.670	73	Russell HOLMAN	01:13.030
38	Simon NIBLETT	01:12.260	83	Chris MOHAN	01:12.620
23	Kyle DEWELL	01:12.080	58	Paul JARVIS	01:12.370
52	Steve NOBLE	01:11.200	62	Daniel SPENCER	01:12.000
47	Will SARGENT	01:11.620	53	Andrew TSANG	01:11.880
82	Shaun WINDOW	01:11.430	17	Amy BARKER	01:11.590
46	Liam SARGENT	01:11.430	90	Martin FOWDREY	01:11.450
42	Lee SCOTT	01:11.160	84	Adam STOKES	01:11.240
55	Rory COOPER	01:10.920	72	Jonathan WOOLLEY	01:10.880
54	Maurice HAYDEN	01:10.200	14	Tom MCKYNEUX	01:10.850
4	Terry ROUGHTON	01:10.120	10	John FARNDON	01:10.200
69	Joel SHIPPON	01:09.280	101	Robbie BOON	01:10.100
1	Jeff HILPHURDS	01:08.840	8	Steve HAYDEN	01:08.870





2nd Best Qualifying Times Demon Tweeks / Yokohama Stock Hatch Championship

Pos	No	Cl	Name	Car	Time
1	96		Joe FERGUSON	Chevron Sazo VTR	1:09.35
2	52		Patrick FLETCHER	Chevron Sazo VTR	1:09.55
3	3		Nate DIGBY	Chevron Sazo VTR	1:09.62
4	21		Wayne HARRIS	Chevron Sazo VTR	1:09.65
5	91		** Jon MANN	Chevron C2	1:09.70
6	29		Andrew FOLEY	Chevron Sazo VTR	1:09.80
7	66		** Jason COOK	Chevron Sazo VTR	1:09.87
8	1		JAFF HUMPHRIES	Peugeot 106 Rallye	1:09.91
9	4		Shaun HAGEN	Chevron Sazo VTR	1:09.94
10	69		Joel SHEPTON	Chevron Sazo VTR	1:10.13
11	4		Terry ROUGHTON	Chevron Sazo VTR	1:10.14
12	101		Robbie BOON	Chevron Sazo VTR	1:10.20
13	10		Jake FARNDON	Chevron Sazo VTR	1:10.31
14	54		Maurice HAVDEN	Chevron Sazo VTR	1:10.37
15	14		Tom MOLVIEUX	Peugeot 106 Rallye	1:10.75
16	55		Rory COOPER	Chevron Sazo VTR	1:10.84
17	72		Jonathan WOOLLEY	Chevron Sazo VTR	1:10.93
18	42	B	Lee SCOTT	Ford Fiesta XR2i	1:11.22
19	46		Liam SARGEANT	Peugeot 106 XSi	1:11.43
20	54		Adam STOKES	Peugeot 106 XSi	1:11.46
21	90	B	Marvin FOWDREY	Ford Fiesta XR2	1:11.49
22	47		Will BARKER	Chevron Sazo VTR	1:11.74
23	47		Will SARGEANT	Peugeot 106 XSi	1:11.79
24	82		Shaun WINDOW	Chevron Sazo VTR	1:11.81
25	26		Andrew TSANG	Peugeot 106 XSi	1:12.05
26	52		Steve NOBLE	Ford Sport KA	1:12.07
27	27		Kirk DEWELL	Chevron Sazo VTR	1:12.12
28	62		Daniel SPENCER	Chevron Sazo VTR	1:12.38
29	58		Paul JARVIS	Chevron Sazo VTR	1:12.72
30	30		** Chris MOKAN	Peugeot 106 XSi	1:12.72
31	83		Trevor GREGORY	Chevron Sazo VTR	1:12.74
32	38	B	Sarah MIBLETT	Peugeot 205 GTI	1:12.78
33	73	B	Russell HOLMAN	Ford Fiesta XR2	1:13.10
34	79	B	Andrew LIGHTFOOT	Ford Fiesta XR2	1:13.31
35	37	B	Keith MORGAN	Suzuki Swift GTi	1:14.05
36	31	B	Alan DULY	Ford Fiesta XR2	1:14.46
37	26		Robert THORP	Chevron Sazo VTR	1:17.70
38	43		Terry BOTTING	Chevron Sazo VTR	1:19.04
39	99		** Stuart HERSHOTT	Chevron Sazo VTR	1:22.35

Chief of Course:

Time Issued: 12:10

Chief Timekeeper:

THESE RESULTS REMAIN PROVISIONAL FOR A MINIMUM OF 30 MINUTES FROM THE TIME OF ISSUE

31 Jul 10 11:54

RACE GRID

Demon Tweeks / Yokohama Stock Hatch Championship Race 11 - Heat 2

43	Terry BOTTING	0:118.040	99	Stuart HERSHOTT	0:122.350
31	Alan DULY	0:114.480	26	Robert THORP	0:117.700
79	Andrew LIGHTFOOT	0:113.510	37	Keith MORGAN	0:114.080
38	Sarah MIBLETT	0:112.790	73	Russell HOLMAN	0:113.100
83	Chris MOKAN	0:112.720	81	Trevor GREGORY	0:112.740
62	Daniel SPENCER	0:112.380	58	Paul JARVIS	0:112.720
52	Steve NOBLE	0:112.070	23	Kirk DEWELL	0:112.130
82	Shaun WINDOW	0:111.910	53	Andrew TSANG	0:112.090
17	Amy BARKER	0:111.740	47	Will SARGEANT	0:111.790
84	Adam STOKES	0:111.490	90	Marvin FOWDREY	0:111.490
42	Lee SCOTT	0:111.220	46	Liam SARGEANT	0:111.430
55	Rory COOPER	0:110.940	72	Jonathan WOOLLEY	0:110.930
54	Maurice HAVDEN	0:110.370	14	Tom MOLVIEUX	0:110.750
101	Robbie BOON	0:110.200	10	Jake FARNDON	0:110.310
69	Joel SHEPTON	0:110.130	4	Terry ROUGHTON	0:110.140
1	JAFF HUMPHRIES	0:109.910	8	Shaun HAGEN	0:109.940

POLE



P8 - Provisional Qualifying Times
 AB Performance RGB Championship

Pl	No	Cl	Name	Car	Laps	Time on Lap	Behind	MPH	
1	12	A	PAUL ROGERS	Combour Cars RGB08	14	1:00.49	11	86.65	
2	2	A	John CUTMORE	Spire GTR	13	1:04.32	5	85.48	
3	21	B	Matthew GREEN	Fisher Fury	14	1:04.71	11	84.94	
4	5	B	Derek JONES	Fisher Fury	9	1:02.55	5	2.05	83.80
5	50	B	Tom HOYERD	Fisher Fury	14	1:02.65	10	2.16	83.66
6	85	B	Duncan MARSHALL	STTA Phoenix	14	1:02.94	8	2.45	83.28
7	28	A	Gary GOODYEAR	Raw Fulcrum	14	1:03.05	11	2.55	83.13
8	32	A	Lee BAVERTOCK	STTA/Alford Phoenix	13	1:03.38	8	2.89	82.70
9	3	C	Alastair BOLLTON	Stuart Taylor Phoenix	14	1:03.39	11	2.90	82.69
10	68	B	Adrian MOORE	Genesis Evo	14	1:03.53	6	3.04	82.51
11	26	B	Andrew GRANT	Fisher Fury 04	14	1:03.74	8	3.25	82.23
12	7	A	Doug CARTER	Genesis Evo	14	1:03.77	12	3.28	82.20
13	49	B	Tony GAUNT	Widge ZX8	14	1:03.83	8	3.34	82.12
14	33	A	Bob MORTIMER	Fisher Fury	14	1:04.39	14	4.10	81.40
15	15	C	Austen GREENWAY	Fisher Fury Fireblade	14	1:04.50	6	4.01	81.27
16	77	C	Phil ALCOCK	Pulsar Blade	14	1:04.58	5	4.09	81.16
17	22	C	Ben BUTLER	Westfield SE	13	1:04.93	8	4.44	80.73
18	63	C	Colin CHAPMAN	Fisher Fury	10	1:05.38	5	4.89	80.17
19	34	B	Mark SAMMLAND	Fisher Fury	13	1:06.84	11	6.35	78.42
20	18	C	Robert GRANT	Fisher Fury	13	1:07.91	3	7.42	77.18
24	44	B	Judi DERISLEY	Fisher Fury	13	1:08.25	5	7.80	75.75

Not Started
 16 A James WALKER Westfield Megabus
 41 B Neil CONSTABLE-BERRY EDN S32010

Weather / Track: Cloudy / Dry
 Start Time: 11:49

Chief of Course:

Time Issued:

12:14

Chief Timekeeper: Terry Stevens

31 Jul 10 12:06

These results remain provisional, FOR A PERIOD OF 24 HOURS FROM THE TIME OF ISSUE AND UNTIL ALL APPEALS AND TECHNICAL MATTERS HAVE BEEN SETTLED.

Results produced on HS Sports Timing and Results Systems. Results online at www.750MC.co.uk

RACE GRID

AB Performance RGB Championship

Race 3

44	JUDI DERISLEY		
34	MARK SAMMLAND		
22	BEN BUTLER		
15	AUSTEN GREENWAY		
49	TONY GAUNT		
26	ANDREW GRANT		
3	ALASTAIR BOLLTON		
28	GARY GOODYEAR		
50	TOM HOYERD		
21	DEREK JONES		
12	PAUL ROGERS		
18	ROBERT GRANT		
63	COLIN CHAPMAN		
77	PHIL ALCOCK		
33	BOB MORTIMER		
7	DOUG CARTER		
68	ADRIAN MOORE		
32	LEE BAVERTOCK		
65	DUNCAN MARSHALL		
5	DEREK JONES		
2	JOHN CUTMORE		

POLE



2nd Best Qualifying Times
AB Performance RGB Championship

Pos	No	C	Name	Car	Time
1	12	A	PAUL ROGERS	Contour Cam Rigbee	1:00.61
2	2	A	John CUTMORE	Spire GTR	1:01.78
3	21	B	Matthew GREEN	Spire GTR	1:02.14
4	65	B	Duncan MARSHALL	STM Phoenix	1:02.94
5	5	B	Derek JONES	Fisher Fury	1:02.97
6	50	B	Tim HOVERD	Fisher Fury	1:03.00
7	28	A	GARY GOODYEAR	Raw Fulcrum	1:03.06
8	32	B	Lee BAWERSTOCK	STM/abid Phoenix	1:03.38
9	3	C	Alastair BOLLTON	Skurt Taylor Phoenix	1:03.44
10	26	B	Andrew GRANT	Fisher Fury 04	1:03.87
11	49	B	Tony GAUNT	Wolfe ZXR	1:03.89
12	68	B	Adrian MOORE	Genesis Evo	1:03.90
13	7	A	DOUG CARTER	Genesis Evo	1:04.10
14	15	C	Austin GREENWAY	Fisher Fury Fireblade	1:04.54
15	33	A	Bob MORTIMER	Fisher Fury	1:04.67
16	77	C	Phil ALDOCK	Pulsar Blade	1:04.90
17	22	C	Ben BUTLER	Westfield SE	1:05.12
18	63	C	Colin CHAPMAN	Fisher Fury	1:05.40
19	34	B	Mark SAMMILAND	Fisher Fury	1:07.08
20	18	C	Robert GRANT	Fisher Fury	1:07.99
21	44	B	Judi DERISLEY	Fisher Fury	1:08.35

Chief of Course:  Time Issued: 12:14 Chief Timekeeper:  31 Jul 10 12:08

THESE RESULTS REMAIN PROVISIONAL FOR A MINIMUM OF 30 MINUTES FROM THE TIME OF ISSUE



AB Performance RGB Championship
Race 17

44	Judi DERISLEY		
34	Mark SAMMILAND	18	Robert GRANT
22	Ben BUTLER	63	Colin CHAPMAN
33	Bob MORTIMER	77	Phil ALDOCK
7	Doug CARTER	15	Austin GREENWAY
49	Tony GAUNT	68	Adrian MOORE
3	Alastair BOLLTON	26	Andrew GRANT
28	GARY GOODYEAR	32	Lee BAWERSTOCK
5	Derek JONES	50	Tim HOVERD
21	Matthew GREEN	65	Duncan MARSHALL
12	Paul ROGERS	2	John CUTMORE





P9 - Provisional Qualifying Times
750MC Formula Vee Championship

Pl	No	Cl	Name	Car	Laps	Time on Lap	Behind	MPH
1	33		BEN ANDERSON	GAC 1	14	1:03.62	13	82.39
2	3		MARTH FARMER	GAC	14	1:03.80	11	82.16
3	5		DECHAN MCCONNELL	GAC 03	14	1:04.60	12	81.14
4	10		PIER BELSEY	Spyder MK2	11	1:04.99	10	80.65
5	14		STEPHEN GLASSWELL	Storm	12	1:05.27	11	80.31
6	13		SHAW DUGH	AHS Dominator	11	1:05.29	8	80.28
7	18		TIM PROBERT	Storm SF1	14	1:05.34	13	80.22
8	6		DAVE HOOKIN	AHS Dominator	8	1:05.38	6	80.17
9	8		PAUL TAYLOR	GAC	14	1:05.52	9	80.00
10	20		ASHLEY SUTTON	Storm 2007	4	1:05.69	3	79.79
11	99		GARTH JONES	Storm SG09	8	1:05.82	5	79.64
12	50		KEN ELLIOTT	Leastone Bowles	11	1:05.94	11	79.49
13	52	B	DAN BRIGHAM	Shano	13	1:06.51	4	78.81
14	57		ALIN SWAIN	GAC	13	1:06.96	7	78.28
15	77		MATHW PERKS	Shano	11	1:07.10	6	78.12
16	23	B	IAN JORDAN	GAC	4	1:07.29	3	77.90
17	74	B	JAMES CONYERS	Leastone	13	1:06.43	13	4.81
18	27		ALAN ROBINSON	AHS Dominator	13	1:06.62	8	5.00
19	44		ANDREW PERKS	GAC	13	1:06.92	11	5.30
20	26		PIER ANDREWS	Shano MK2	12	1:09.92	7	6.30

Not Started
52 David HEAVEY

Leastone JH004

Weather / Track: Cloudy / Dry
Start Time: 12:09

Pembrey

31 Jul 16 12:25

Chief of Race:

collin

Time Issued:

12:40

Chief Timekeeper: Terry Stevens

THESE RESULTS REMAIN PROVISIONAL FOR A PERIOD OF 24 HOURS FROM THE TIME OF ISSUE AND WILL ALL APPEAR AND REMAIN UNCHANGED UNTIL THE DAY

Results produced on HS Sports Timing and Results Systems. Results online at www.750MC.co.uk

RACE GRID

750MC Formula Vee Championship

Race 4

62	DAVE HEAVEY	Subject to Car	
44	ANDREW PERKS	01:09.920	
74	JAMES CONYERS	01:38.430	
77	MATHW PERKS	01:07.100	
52	DAN BRIGHAM	01:06.510	
50	KEN ELLIOTT	01:35.940	
8	PAUL TAYLOR	01:05.520	
18	TIM PROBERT	01:05.340	
14	STEPHEN GLASSWELL	01:05.270	
5	DECHAN MCCONNELL	01:04.600	
33	BEN ANDERSON	01:03.620	
POLE			
26	PIER ANDREWS	01:09.920	
27	ALAN ROBINSON	01:38.620	
23	IAN JORDAN	01:07.290	
67	ALIN SWAIN	01:05.960	
30	ASHLEY SUTTON	01:05.690	
99	GARTH JONES	01:05.820	
6	DAVE HOOKIN	01:05.380	
13	SHAW DUGH	01:05.290	
10	PIER BELSEY	01:04.990	
3	MARTH FARMER	01:03.800	

No 30 - 2 position penalty from previous race



2nd Best Qualifying Times
750MC Formula Vee Championship

Pos	No	Cl	Name	Car	Time
1	23		Brian ANDERSON	GAC 1	1:00.79
2	3		Mark FARMER	GAC	1:00.84
3	5		Declan McDONNELL	GAC 02	1:04.22
4	10		Peter BELSEY	Snyder MK2	1:05.31
5	14		Stephen GLASSWELL	Storm	1:05.31
6	6		Dave HICKIN	AHS Dominator	1:02.46
7	4		Paul TAYLOR	GAC	1:02.54
8	18		Tim PROBERT	Storm SF1	1:02.68
9	13		Steve OUGH	AHS Dominator	1:05.74
10	50		Ken ELLIOTT	Leicester Bowler	1:06.06
11	99		Gavin JONES	Storm S09	1:06.16
12	52	B	Dan BRIGHAM	Storm	1:06.56
13	30		Ashley SUTTON	Storm 2007	1:06.84
14	77		Matthew PERKS	GAC	1:07.17
15	15		Alan SWAIN	GAC	1:07.21
18	74	B	James CONVERS	Lashburn	1:08.50
17	27		Alan ROBINSON	AHS Dominator	1:08.63
18	44		Andrew PERKS	GAC	1:08.64
19	23	B	Ian JORDAN	Shane	1:09.47
20	25		Peter ANDREWS	Shane MK2	1:11.10

RACE GRID

750MC Formula Vee Championship

Race 13

62	DAVID HEAVY	Subject in Cof		
23	Ian JORDAN	01:09.470		
27	Alan ROBINSON	01:08.630		
67	Alan SWAIN	01:07.210		
30	Ashley SUTTON	01:06.840		
99	Gavin JONES	01:06.160		
13	Steve OUGH	01:05.740		
8	Paul TAYLOR	01:05.540		
14	Stephen GLASSWELL	01:05.310		
5	Declan McDONNELL	01:04.800		
33	Brian ANDERSON	01:00.790		
POLE				
26	Peter ANDREWS	01:11.100		
44	Andrew PERKS	01:08.640		
74	James CONVERS	01:08.500		
77	Matthew PERKS	01:07.170		
52	Dan BRIGHAM	01:06.560		
50	Ken ELLIOTT	01:06.060		
18	Tim PROBERT	01:05.680		
6	Dave HICKIN	01:05.460		
10	Peter BELSEY	01:05.310		
3	Mark FARMER	01:03.840		

Club of origin: Waller Term issued: 12:46 Chief Timekeeper: [Signature] 31 JULY 10 12:28

THESE RESULTS REMAIN PROVISIONAL FOR A MAXIMUM OF 30 MINUTES FROM THE TIME OF ISSUE



P10 - Provisional Qualifying Times
Premier Choice Group 750 Formula Championship

Pl	No	Cl	Name	Car	Laps	Time on Lap	Behind	N/PH	
1	55		Roger ROWE	Cougar MK 20	14	1:04.22	11	85.62	
2	5		Bill RUTTER	Genl M15	14	1:04.66	11	81.06	
3	8		Bob SIMPSON	SSR	13	1:05.64	9	0.82	80.59
4	7		Paul BOWE	AGR 750F	14	1:05.26	10	1.02	80.24
5	87		Nathaniel COOPER	DAVE 17	13	1:05.32	10	1.13	80.21
6	4		Cyril GOUGH	GRB Evo	13	1:05.46	12	1.25	80.06
7	1		Dave ROBSON	SCARLET	13	1:05.49	12	1.27	80.04
8	42		Mark KEMP	Roadster Falcon	14	1:06.52	10	1.61	79.62
9	13		Paul HILL	Myke T1421	13	1:07.57	11	2.35	77.87
10	17		Andrew LAKE	Dave S10	13	1:08.73	9	5.51	75.17
11	29		Paul COLLINS	Dave M15	12	1:10.71	10	6.48	74.13
12	22		Andrew BOOTH	Cougar	12	1:13.00	4	8.78	71.80

Weather/Track: Bright/Dry

Spect. Time: 12:28

Clock of Pause:

Time Used:

Time Used:

Time Used:

Time Used:

Time Used:

Time Used:

Parade:

Time Used:

Time Used:

Signature: *[Handwritten Signature]*

Signature: *[Handwritten Signature]*

Signature: *[Handwritten Signature]*

Signature: *[Handwritten Signature]*

Signature: *[Handwritten Signature]*

Signature: *[Handwritten Signature]*

NOTE: RESULTS remain provisional, until a minimum of 30 minutes from the time of issue and until all appeals, and technical matters have been resolved.

Results introduced on HS Sports Timing and Results Systems. Results online at www.750MC.co.uk

RACE GRID

Premier Choice Group 750 Formula Championship

Race 5

23	Paul COLLINS	01:10.710	22	Andrew BOOTH	01:13.000
13	Paul HILL	01:07.570	17	Andrew LAKE	01:08.730
1	Dave ROBSON	01:05.490	42	Mark KEMP	01:06.520
97	Nathaniel COOPER	01:06.320	4	Cyril GOUGH	01:05.450
6	Bob SIMPSON	01:05.040	7	Paul BOWE	01:05.240
55	Roger ROWE	01:04.220	5	Bill RUTTER	01:04.560

POLE



**2nd Best Qualifying Times
Premier Choice Group 750 Formula Championship**

Pos	No	Cl	Name	Car	Time
1	55		Roger RYDVE	Camaro Mk 20	1:04.61
2	5		BR RUTTER	Devil Mk5	1:05.07
3	8		Bob SIMPSON	BBF	1:05.23
4	7		Peter BOYD	ADR 750F	1:05.27
5	97		Nathaniel COOPER	Dats 17	1:05.47
6	4		CHRIS GULICH	CGRZ Evo	1:05.53
7	42		Martin KEMP	Roomba Falcon	1:05.59
8	1		Dave ROSSON	SUNRUI	1:05.67
9	13		ROD HILL	Mystic 1421	1:06.03
10	17		ANDREW LAKE	Devil 910	1:09.81
14	22	B	PAUL COLLINS	Devil Mk5	1:11.32
12	22	B	Andrew BOOTH	Camaro	1:13.14



**Premier Choice Group 750 Formula Championship
Race 9**

23 Paul COLLINS	01:11.350	22 Andrew BOOTH	01:13.140
13 Rod HILL	01:08.630	17 Andrew LAKE	01:09.810
42 Martin KEMP	01:05.800	1 Dave ROSSON	01:05.670
97 Nathaniel COOPER	01:05.470	4 CHRIS GULICH	01:05.530
6 Bob SIMPSON	01:05.230	7 Peter BOYD	01:05.270
55 Roger RYDVE	01:04.610	5 BR RUTTER	01:05.070

POLE

City of Seattle

 Time issued: 12:55
 Chief Timekeeper:
 31 Jul 10 12:45

THESE RESULTS REMAIN PROVISIONAL, FOR A MINIMUM OF 30 MINUTES FROM THE TIME OF ISSUE



P11 - Provisional Qualifying Times

Polleysport / Yokohama SAXMAX Championship

Pl	No	Cl	Name	Car	Laps	Time on Lap	Behind	MPH
1	10		Scott MOAKES	Citroen Saxo VTR	10	1:11.58	1	73.23
2	54		Anthony WHORTON-EALES	Citroen Saxo VTR	10	1:11.73	1 0.15	73.07
3	18		Jordan WILLSON	Citroen Saxo VTR	8	1:11.89	7 0.31	72.91
4	13		Chris WARBURTON	Citroen Saxo VTR	10	1:11.98	5 0.40	72.82
5	96		Shaun CLAY	Citroen Saxo VTR	10	1:12.08	5 0.50	72.72
6	4		Aaron TRIGWELL	Citroen Saxo VTR	10	1:12.14	7 0.56	72.66
7	95		Myles COLLINS	Citroen Saxo VTR	10	1:12.29	6 0.71	72.51
8	15		Ashley DIBDEN	Citroen Saxo VTR	9	1:12.33	4 0.75	72.47
9	89		Shane STONEY	Citroen Saxo VTR	9	1:12.46	8 0.88	72.34
10	22		William PLANT	Citroen Saxo VTR	8	1:12.64	4 1.06	72.16
11	55		Jordan ANNELLS	Citroen Saxo VTR	8	1:13.11	5 1.53	71.69
12	17		William DAVISON	Citroen Saxo VTR	8	1:15.40	6 3.82	69.52
13	81		Henry GILBERT	Citroen Saxo VTR	1	1:25.52	1 13.94	61.29

Weather / Track: Overcast / Dry

Start Time : 13:52

Pembrey

31 Jul 10 14:14

Clerk of Course : <i>A J G</i> 14:20	Time Issued :	Chief Timekeeper : Terry Stevens
---	---------------	----------------------------------

THESE RESULTS REMAIN PROVISIONAL FOR A MINIMUM OF 30 MINUTES FROM THE TIME OF ISSUE AND UNTIL ALL JUDICIAL AND TECHNICAL MATTERS HAVE BEEN SETTLED.

Results produced on HS Sports Timing and Results Systems. Results online at www.750MC.co.uk



2nd Best Qualifying Times Demon Tweeks / Yokohama Locost Championship

Pos	No	Cl	Name	Car	Time
1	27		Alex Von Ehrheim	Locost	1:18.76
2	2		Scott Kottell	Locost	1:18.77
3	4		Tom Collier	Locost	1:18.79
4	61		Kat Cherrington	Locost	1:11.03
5	6		Richard Jenkins	Locost	1:11.10
6	44	T	Nicholas Morley	Locost	1:11.44
7	70		Sean Stafford	Locost	1:11.49
8	28		David Black	Locost	1:11.67
9	29		Robert Kerckhoven	Locost	1:11.74
10	11		Lynli Owen	Locost	1:11.75
11	77		Nick Selby	Locost	1:11.79
12	5		James Pinkerton	Locost	1:11.80
13	6		Paul Bryant	Locost	1:11.96
14	44		Campbell Cassidy	Locost	1:12.86
15	16		Victoria Pickles	Locost	1:12.26
16	33		Glen Boyer	Locost	1:12.27
17	3	T	Alunair Garratt	Locost	1:12.28
18	71		Jason Gibbons	Locost	1:12.29
19	38		Steve Evans	Locost	1:12.46
20	22		James Mollister	Locost	1:13.03
21	40	T	Richard Bradley	Locost	1:13.07
22	73		Rob Apsey	Locost	1:13.84
23	52	T	Anthony May	Locost	1:14.22
24	57		Mike Lear	Locost	1:14.41
25	26	T	David Morrow	Locost	1:14.47
26	54		Lee Middleton	Locost	1:14.80
27	57		Ernie Gushlow	Locost	1:14.84
28	25		Lee Middleton	Locost	1:15.06
29	56	T	Patrick Dudley	Locost	1:15.36
30	23		Rob Middleton	Locost	1:15.47
31	28		Touvir Faunch	Locost	1:16.25
32	61	T	Chris Sellars	Locost	1:16.25
33	21		David Berry	Locost	1:16.33
34	63		James Millman	Locost	1:20.25
35	37		Barry Stuart	Locost	1:20.82
36	35		Sean Graham	Locost	1:25.11
37	44		Nick Malpus	Locost	1:25.59

Checked by: [Signature] Time Issued: 11:38 Chart Timekeeper: [Signature] 01 Aug 10 11:24

THESE RESULTS REMAIN PROVISIONAL FOR A MINIMUM OF 30 MINUTES FROM THE TIME OF ISSUE

RACE GRID

Demon Tweeks / Yokohama Locost Championship Race 16 - Heat 2

35	Sean GRAYAM	0:135.110	41	Keith MALPUS	0:135.590
63	James MILLMAN	0:130.350	37	Barry STUART	0:120.820
61	Chris SELLARS	0:116.290	21	David BERRY	0:116.330
23	Rob MIDDLETON	0:115.860	36	Touvir FAUNCH	0:116.170
25	Lee MIDDLETON	0:114.940	56	Patrick DUCKLEY	0:115.090
54	David MORROW	0:114.870	67	Ernie GUSHLOW	0:114.900
57	Mike LEAR	0:114.220	26	Ian MITTELL	0:114.410
73	Rob APSEY	0:113.310	58	Anthony MAY	0:113.840
22	James MOLLISTER	0:113.030	60	Richard BRADLEY	0:113.070
71	Jason GIBBONS	0:112.290	39	Steve EVANS	0:112.460
33	Glen BOYER	0:112.270	3	Alunair GARRATT	0:112.280
44	Campbell CASSIDY	0:112.090	16	Victoria PICKLES	0:112.260
8	James PINKERTON	0:111.800	40	Paul BRYANT	0:111.950
11	Lynli OWEN	0:111.750	77	Nick SELBY	0:111.790
28	David BLACK	0:111.670	29	Robert KERCKHOVEN	0:111.740
88	Nicholas MORLEY	0:111.440	70	Sean STAFFORD	0:111.490

POLE



Combined Qualifying Times
Demon Tweeks / Yokohama Locost Championship

Pos	No	Cl	Name	Car	Session	Laps	Best on Lap	Mph	
1	2		Scott MITTELL	Locost	B	13	1:10.20	6	74.56
2	4		Tom COLLIER	Locost	A	14	1:10.67	5	74.17
3	27		Alex VON ERBHEIM	Locost	A	14	1:10.68	5	74.15
4	23		David BLACK	Locost	A	11	1:10.78	3	74.08
5	51		Nate CHERINGTON	Locost	B	7	1:10.80	6	74.03
6	4		Richard JENKINS	Locost	B	13	1:10.82	10	74.01
7	4		James PINKERTON	Locost	B	13	1:11.05	11	73.77
8	11		Lynel OWEN	Locost	B	13	1:11.07	11	73.75
9	88	T	Nicholas MORLEY	Locost	B	12	1:11.44	10	73.37
10	70		Sean STAFFORD	Locost	A	13	1:11.45	5	73.36
11	40		Paul BRVANT	Locost	B	13	1:11.49	11	73.32
12	3	T	Alastair GARRATT	Locost	A	12	1:11.49	5	73.30
13	29		Robert KERKHOVEN	Locost	A	11	1:11.51	5	73.21
14	77		Nick SELBY	Locost	A	5	1:11.71	5	73.09
15	44		Campos CASSIDY	Locost	A	9	1:11.78	3	73.02
16	16		Victoria PICKLES	Locost	A	11	1:11.87	4	72.83
17	33		Green BOYER	Locost	B	13	1:12.07	11	72.73
18	71		Jason GIBBONS	Locost	B	13	1:12.17	10	72.63
19	40	T	Richard BRADLEY	Locost	A	11	1:12.27	5	72.53
20	39		Steve EVANS	Locost	A	11	1:12.28	11	72.42
21	56	T	Patrick DUCKLEY	Locost	B	4	1:12.77	3	72.03
22	72		Rob APSEY	Locost	A	9	1:12.86	2	71.94
23	22		James McALLISTER* NO TYR**	Locost	B	12	1:12.87	9	71.83
24	57		Mike LEAR	Locost	B	12	1:13.22	11	71.48
25	35		Anthony MAY	Locost	A	11	1:13.48	4	71.33
26	54		David MORROW	Locost	A	5	1:14.01	4	70.82
27	27		Ian MITTELL	Locost	A	11	1:14.19	2	70.65
28	27	T	Emal GUSHLOW	Locost	A	9	1:14.59	12	70.27
29	26		Lee MIDDLETON	Locost	B	12	1:14.81	4	69.97
30	23		Rob MIDDLETON	Locost	A	11	1:15.25	8	69.56
31	28		Trevor FAUNCH	Locost	B	12	1:16.07	10	68.90
32	41	T	Chris SELLAWS	Locost	B	12	1:16.18	10	68.81
33	21		David BERRY	Locost	B	12	1:16.32	11	68.68
34	37		Barry STUART	Locost	B	2	1:18.99	2	66.38
35	63		James MILLMAN	Locost	A	11	1:19.26	11	66.05
36	26		Sean GRAHAM	Locost	A	4	1:24.03	3	62.38
37	41		Keith MALPUS	Locost	A	9	1:25.47	9	61.33

Chief of Course: Time issued: 11:38
 Chief Timekeeper: 01 Aug 10 11:25
 HERE RESULTS BEYOND PROFESSIONAL AND A MEMBER OF 25 MEMBERS FROM THE TIME OF LEARN AND WITH ALL JUDICIAL AND TECHNICAL MATTERS HAVE BEEN SETTLE.

Results produced on FS Sports Timing and Results Systems. Results online at www.750cc.co.uk

RACE GRID

Demon Tweeks / Yokohama Locost Championship
Race 10 - Heat 1

35	Sean GRAHAM	0:124.033	41	Keith MALPUS	0:125.473
37	Barry STUART	0:118.893	63	James MILLMAN	0:118.360
61	Chris SELLAWS	0:116.180	21	David BERRY	0:116.320
23	Rob MIDDLETON	0:115.350	36	Trevor FAUNCH	0:116.078
67	Eme GUSHLOW	0:114.596	25	Lee MIDDLETON	0:114.576
54	David MORROW	0:114.076	26	Ian MITTELL	0:114.156
57	Mike LEAR	0:113.300	58	Anthony MAY	0:113.480
73	Rob APSEY	0:112.960	22	James McALLISTER	0:112.970
39	Steve EVANS	0:112.350	56	Patrick DUCKLEY	0:112.770
71	Jason GIBBONS	0:112.170	60	Richard BRADLEY	0:112.270
16	Victoria PICKLES	0:111.870	33	Green BOYER	0:112.070
77	Nick SELBY	0:111.710	44	Campos CASSIDY	0:111.780
3	Alastair GARRATT	0:111.576	29	Robert KERKHOVEN	0:111.500
70	Sean STAFFORD	0:111.486	40	Paul BRVANT	0:111.480
11	Lynel OWEN	0:111.070	88	Nicholas MORLEY	0:111.446
6	Richard JENKINS	0:110.830	8	James PINKERTON	0:111.056





P14 - Provisional Qualifying Times

Polleysport / Yokohama SAXMAX Championship



PI	No	CI	Name	Car	Laps	Time on Lap	Behind	MPH
1	13		Chris WARBURTON	Citroen Saxo VTR	10	1:11.63	3	73.18
2	10		Scott MOAKES	Citroen Saxo VTR	11	1:11.84	7	72.96
3	95		Myles COLLINS	Citroen Saxo VTR	12	1:11.96	8	72.84
4	18		Jordan WILLSON	Citroen Saxo VTR	12	1:12.01	5	72.79
5	96		Shaun CLAY	Citroen Saxo VTR	12	1:12.04	5	72.76
6	89		Shane STONEY	Citroen Saxo VTR	11	1:12.05	2	72.75
7	54		Anthony WHORTON-EALES	Citroen Saxo VTR	12	1:12.11	8	72.69
8	4		Aaron TRIGWELL	Citroen Saxo VTR	12	1:12.20	8	72.60
9	22		William PLANT	Citroen Saxo VTR	12	1:12.56	11	72.24
10	15		Ashley DIBDEN	Citroen Saxo VTR	12	1:12.61	2	72.19
11	81		Henry GILBERT	Citroen Saxo VTR	12	1:12.94	2	71.86
12	17		William DAVISON	Citroen Saxo VTR	12	1:12.99	12	71.81
13	55		Jordan ANNELLS	Citroen Saxo VTR	12	1:13.03	7	71.77

Weather / Track: Bright / Dry

Start Time : 10:11

Pembrey

01 Aug 10 10:27

Clark of Course : 	Time Issued : 10:31	Chief Timekeeper : Terry Stevens 
--	------------------------	---

THESE RESULTS REMAIN PROVISIONAL FOR A MINIMUM OF 30 MINUTES FROM THE TIME OF ISSUE AND UNTIL ALL JUDICIAL AND TECHNICAL MATTERS HAVE BEEN SETTLED.

Results produced on HS Sports Timing and Results Systems. Results online at www.750MC.co.uk



P17 - Provisional Qualifying Times

750MC Formula 4 Championship

Pl	No	Cl	Name	Car	Laps	Time on Lap	Behind	MPH
1	7	A	Robbie WATTS	Van Dieman Raw 09	15	57.29	15	91.49
2	6	A	Malcolm SCOTT	Van Dieman RF00	16	57.40	12	91.32
3	31	A	Erwin SMIECH	Van Dieman RM06	15	58.24	8	90.00
4	5	A	Bryn TOOTELL	Van Dieman RF06/09	14	58.45	5	89.68
5	78	A	Jennifer SCOTT	Van Dieman RF99	15	58.76	10	89.20
6	79	A	Oliver SIRRELL	Van Dieman RF97	15	58.80	13	89.14
7	28	C	Matt HAYES	Jamun M97Z	10	1:01.69	8	84.97
8	21	B	Gilve YORATH	Reynard SF84	12	1:01.74	7	84.90
9	83	C	Paul PRESGRAVES	Van Dieman RF98	14	1:03.08	9	83.09
10	27	A	Mike WEBBER	Magnum F4A	14	1:04.02	6	81.87
11	40	A2	David WOODSWORTH-DALE	Revelation 2009	13	1:06.89	12	78.36

Weather / Track:

Start Time : 11:24

Pembrey

01 Aug 10 11:50

Clerk of Course :	Time Issued :	Chief Timekeeper : Terry Stevens
<i>ASA</i> 11:52		<i>[Signature]</i>

THESE RESULTS REMAIN PROVISIONAL FOR A MINIMUM OF 30 MINUTES FROM THE TIME OF ISSUE AND UNTIL ALL JUDICIAL AND TECHNICAL MATTERS HAVE BEEN SETTLED.

Results produced on HS Sports Timing and Results Systems. Results online at www.750MC.co.uk

RACE GRID

Demon Tweeks / Yokohama Stock Hatch Championship

Race 1 - Heat 1

26 Robert THORP 01:16.850	99 Stuart HERRIOTT 01:22.100
31 Alan DULY 01:13.520	37 Keith MORGAN 01:13.530
79 Andrew LIGHTFOOT 01:13.240	43 Terry BOTTING 01:13.380
81 Trevor GREGORY 01:12.670	73 Russell HOLMAN 01:13.030
38 Sarah NIBLETT 01:12.560	83 Chris MOHAN 01:12.620
23 Kirk DEWELL 01:12.080	58 Paul JARVIS 01:12.370
52 Steve NOBLE 01:11.990	62 Daniel SPENCER 01:12.080
47 Will SARGENT 01:11.620	53 Andrew TSANG 01:11.880
82 Stuart WINDOW 01:11.480	17 Amy BARKER 01:11.590
46 Liam SARGENT 01:11.430	90 Martyn FOWDREY 01:11.450
42 Lee SCOTT 01:11.160	84 Adam STOKES 01:11.240
55 Rory COOPER 01:10.830	72 Jonathan WOOLLEY 01:10.880
54 Maurice HAYDEN 01:10.300	14 Tom MOLYNEUX 01:10.560
4 Terry ROUGHTON 01:10.120	10 Jake FARNDON 01:10.200
69 Joel SHIPTON 01:09.980	101 Robbie BOON 01:10.100
1 Jeff HUMPHRIES 01:09.840	8 Shaun HAGEN 01:09.870

POLE

RACE GRID

MG Midget Challenge

Race 2

10 Dave JENKINS 01:19.530	7 Richard HOMER 01:19.890
12 Peter HARTLE 01:15.320	9 Ian HADRILL 01:17.060
76 Ian WOODBRIDGE 01:14.190	11 Tim STORRAR 01:15.230
68 Richard BRIDGE 01:13.010	66 Phil ATTWOOD 01:13.880
73 Tom NEAT 01:11.980	72 Ian STAGG 01:12.980
70 Dean STANTON 01:11.290	41 Richard PERRY 01:11.700
64 Mark TURNER 01:09.620	65 Nigel PRATT 01:10.140
35 Gil DUFFY 01:06.550	33 Edward REEVE 01:06.800
31 Paul SIBLEY 01:03.830	36 David WESTON 01:04.660

POLE

RACE GRID

MG Midget Challenge

Race 8

10 Dave JENKINS	01:19.670	7 Richard HOMER	01:20.940
76 Ian WOODBRIDGE	01:15.640	9 Ian HADRILL	01:18.010
12 Peter HARTLE	01:15.490	11 Tim STORRAR	01:15.640
68 Richard BRIDGE	01:13.300	66 Phil ATTWOOD	01:14.130
72 Ian STAGG	01:12.980	41 Richard PERRY	01:13.110
70 Dean STANTON	01:11.440	73 Tom NEAT	01:12.110
64 Mark TURNER	01:09.910	65 Nigel PRATT	01:11.120
35 Gil DUFFY	01:06.810	33 Edward REEVE	01:07.420
31 Paul SIBLEY	01:04.150	36 David WESTON	01:05.290

POLE

RACE GRID

AB Performance RGB Championship

Race 3

44 Judi DERISLEY

34 Mark SAMMLAND

22 Ben BUTLER

15 Austen GREENWAY

49 Tony GAUNT

26 Andrew GRANT

3 Alastair BOULTON

28 Gary GOODYEAR

50 Tim HOVERD

21 Mathew GREEN

12 Paul ROGERS

18 Robert GRANT

63 Colin CHAPMAN

77 Phil ALCOCK

33 Bob MORTIMER

7 Doug CARTER

68 Adrian MOORE

32 Lee BAVERSTOCK

65 Duncan MARSHALL

5 Derek JONES

2 John CUTMORE

POLE

RACE GRID

750MC Formula Vee Championship

Race 4

62	David HEAVEY	Subject to Cof
-----------	--------------	----------------

44	Andrew PERKS	01:08.920
-----------	--------------	-----------

74	James CONYERS	01:08.430
-----------	---------------	-----------

77	Matthew PERKS	01:07.100
-----------	---------------	-----------

52	Dan BRIGHAM	01:06.510
-----------	-------------	-----------

50	Ken ELLIOTT	01:05.940
-----------	-------------	-----------

8	Paul TAYLOR	01:05.520
----------	-------------	-----------

18	Tim PROBERT	01:05.340
-----------	-------------	-----------

14	Stephen GLASSWELL	01:05.270
-----------	-------------------	-----------

5	Declan McDONNELL	01:04.600
----------	------------------	-----------

33	Ben ANDERSON	01:03.620
-----------	--------------	-----------

26	Peter ANDREWS	01:09.920
-----------	---------------	-----------

27	Alan ROBINSON	01:08.620
-----------	---------------	-----------

23	Ian JORDAN	01:07.290
-----------	------------	-----------

67	Alan SWAIN	01:06.960
-----------	------------	-----------

30	Ashley SUTTON	01:05.690
-----------	---------------	-----------

99	Gethin JONES	01:05.820
-----------	--------------	-----------

6	Dave HODKIN	01:05.380
----------	-------------	-----------

13	Steve OUGH	01:05.290
-----------	------------	-----------

10	Peter BELSEY	01:04.990
-----------	--------------	-----------

3	Martin FARMER	01:03.890
----------	---------------	-----------

POLE

No 30 -2 position penalty from previous race

RACE GRID

Premier Choice Group 750 Formula Championship

Race 5

23 Paul COLLINS 01:10.710

13 Rod HILL 01:07.570

1 Dave ROBSON 01:05.490

97 Nathaniel COOPER 01:05.350

6 Bob SIMPSON 01:05.040

55 Roger ROWE 01:04.220

22 Andrew BOOTH 01:13.000

17 Andrew LAKE 01:09.730

42 Martin KEMP 01:05.830

4 Chris GOUGH 01:05.450

7 Peter BOVE 01:05.240

5 Bill RUTTER 01:04.660

POLE

RACE GRID

Polleysport / Yokohama SAXMAX Championship

Race 6

81 Henry GILBERT 01:25.520

55 Jordan ANNELLS 01:13.110

89 Shane STONEY 01:12.460

95 Myles COLLINS 01:12.290

96 Shaun CLAY 01:12.080

18 Jordan WILLSON 01:11.890

10 Scott MOAKES 01:11.580

17 William DAVISON 01:15.400

22 William PLANT 01:12.640

15 Ashley DIBDEN 01:12.330

4 Aaron TRIGWELL 01:12.140

13 Chris WARBURTON 01:11.980

54 Anthony WHORTON-EAL 01:11.730

POLE

RACE GRID

Demon Tweaks / Yokohama Stock Hatch Championship

Race 7 - Final 1

26 Robert THORP

83 Chris MOHAN

58 Paul JARVIS

52 Steve NOBLE

54 Maurice HAYDEN

17 Amy BARKER

46 Liam SARGENT

90 Martyn FOWDREY

14 Tom MOLYNEUX

55 Rory COOPER

69 Joel SHIPTON

10 Jake FARNDON

66 Josh COOK

21 Wayne HARRIS

92 Patrick FLETCHER

96 Joe FERGUSON

99 Stuart HERRIOTT

23 Kirk DEWELL

38 Sarah NIBLETT

82 Stuart WINDOW

81 Trevor GREGORY

47 Will SARGENT

84 Adam STOKES

53 Andrew TSANG

42 Lee SCOTT

72 Jonathan WOOLLEY

4 Terry ROUGHTON

8 Shaun HAGEN

1 Jeff HUMPHRIES

20 Andrew FOLEY

91 Jon MAYBIN

51 Matt DIGBY

POLE

THERE ARE NO QUALIFIED RESERVES

RACE GRID

Premier Choice Group 750 Formula Championship

Race 9

23 Paul COLLINS	01:11.330	22 Andrew BOOTH	01:13.140
17 Andrew LAKE	01:09.810	1 Dave ROBSON	01:06.070
13 Rod HILL	01:08.030	4 Chris GOUGH	01:05.830
42 Martin KEMP	01:05.900	7 Peter BOVE	01:05.270
97 Nathaniel COOPER	01:05.470	5 Bill RUTTER	01:05.070
6 Bob SIMPSON	01:05.230		
55 Roger ROWE	01:04.810		

POLE

RACE GRID

Demon Tweeks / Yokohama Locost Championship

Race 10 - Heat 1

35 Sean GRAHAM 01:24.030	41 Keith MALPUS 01:25.470
37 Barry STUART 01:18.990	63 James MILLMAN 01:19.360
61 Chris SELLARS 01:16.180	21 David BERRY 01:16.320
23 Rob MIDDLETON 01:15.350	36 Trevor FAUNCH 01:16.070
67 Ernie GUSHLOW 01:14.590	25 Lee MIDDLETON 01:14.910
54 David MORROW 01:14.010	26 Ian MITTELL 01:14.190
57 Mike LEAR 01:13.330	58 Anthony MAY 01:13.480
73 Rob APSEY 01:12.860	22 James McALLISTER 01:12.970
39 Steve EVANS 01:12.380	56 Patrick DUDLEY 01:12.770
71 Jason GIBBONS 01:12.170	60 Richard BRADLEY 01:12.270
16 Victoria PICKLES 01:11.870	33 Glenn BOYER 01:12.070
77 Nick SELBY 01:11.710	44 Campbell CASSIDY 01:11.780
3 Alastair GARRATT 01:11.510	29 Robert KERKHOVEN 01:11.600
70 Ian STAFFORD 01:11.450	40 Paul BRYANT 01:11.490
11 Lynfal OWEN 01:11.070	88 Nicholas MORLEY 01:11.440
6 Richard JENKINS 01:10.820	8 James PINKERTON 01:11.050

POLE

RACE GRID

Demon Tweeks / Yokohama Stock Hatch Championship

Race 11 - Heat 2

43 Terry BOTTING 01:19.040	99 Stuart HERRIOTT 01:22.350
31 Alan DULY 01:14.460	26 Robert THORP 01:17.700
79 Andrew LIGHTFOOT 01:13.510	37 Keith MORGAN 01:14.080
38 Sarah NIBLETT 01:12.780	73 Russell HOLMAN 01:13.100
83 Chris MOHAN 01:12.720	81 Trevor GREGORY 01:12.740
62 Daniel SPENCER 01:12.380	58 Paul JARVIS 01:12.720
52 Steve NOBLE 01:12.070	23 Kirk DEWELL 01:12.120
82 Stuart WINDOW 01:11.810	53 Andrew TSANG 01:12.050
17 Amy BARKER 01:11.740	47 Will SARGENT 01:11.790
46 Liam SARGENT 01:11.430	84 Adam STOKES 01:11.460
72 Jonathan WOOLLEY 01:10.930	42 Lee SCOTT 01:11.220
14 Tom MOLYNEUX 01:10.750	55 Rory COOPER 01:10.840
10 Jake FARNDON 01:10.310	54 Maurice HAYDEN 01:10.370
4 Terry ROUGHTON 01:10.140	101 Robbie BOON 01:10.200
8 Shaun HAGEN 01:09.940	69 Joel SHIPTON 01:10.130
66 Josh COOK 01:09.870	1 Jeff HUMPHRIES 01:09.910

POLE

RACE GRID

Demon Tweeks / Yokohama Locost Championship

Race 12 - Final 1

41 Keith MALPUS	
63 James MILLMAN	35 Sean GRAHAM
21 David BERRY	61 Chris SELLARS
29 Robert KERKHOVEN	36 Trevor FAUNCH
67 Ernie GUSHLOW	60 Richard BRADLEY
57 Mike LEAR	39 Steve EVANS
26 Ian MITTELL	23 Rob MIDDLETON
58 Anthony MAY	22 James McALLISTER
71 Jason GIBBONS	54 David MORROW
16 Victoria PICKLES	70 Sian STAFFORD
11 Lynfel OWEN	77 Nick SELBY
6 Richard JENKINS	40 Paul BRYANT
3 Alastair GARRATT	8 James PINKERTON
51 Matt CHERRINGTON	88 Nicholas MORLEY
27 Alex VON EHRHEIM	28 David BLACK
2 Scott MITTELL	4 Tom COLLER

POLE

THERE ARE NO QUALIFIED RESERVES

RACE GRID

750MC Formula Vee Championship

Race 13

62	David HEAVEY	Subject to Cof
-----------	--------------	----------------

23	Ian JORDAN	01:09.470
-----------	------------	-----------

27	Alan ROBINSON	01:08.630
-----------	---------------	-----------

67	Alan SWAIN	01:07.210
-----------	------------	-----------

30	Ashley SUTTON	01:06.840
-----------	---------------	-----------

99	Gethin JONES	01:06.180
-----------	--------------	-----------

13	Steve OUGH	01:05.740
-----------	------------	-----------

8	Paul TAYLOR	01:05.540
----------	-------------	-----------

14	Stephen GLASSWELL	01:05.310
-----------	-------------------	-----------

5	Declan McDONNELL	01:04.920
----------	------------------	-----------

33	Ben ANDERSON	01:03.790
-----------	--------------	-----------

26	Peter ANDREWS	01:11.100
-----------	---------------	-----------

44	Andrew PERKS	01:09.440
-----------	--------------	-----------

74	James CONYERS	01:08.500
-----------	---------------	-----------

77	Matthew PERKS	01:07.170
-----------	---------------	-----------

52	Dan BRIGHAM	01:06.580
-----------	-------------	-----------

50	Ken ELLIOTT	01:06.000
-----------	-------------	-----------

18	Tim PROBERT	01:05.690
-----------	-------------	-----------

6	Dave HODKIN	01:05.460
----------	-------------	-----------

10	Peter BELSEY	01:05.310
-----------	--------------	-----------

3	Marlin FARMER	01:03.940
----------	---------------	-----------

POLE

RACE GRID

750MC Formula 4 Championship

Race 14

40 David WOODSWORTH-D 01:06.890

83 Paul PRESGRAVES 01:03.080

26 Matt HAYES 01:01.690

76 Jennifer SCOTT 00:58.760

31 Erwin SMIECH 00:58.240

7 Robble WATTS 00:57.290

27 Mike WEBBER 01:04.020

21 Clive YORATH 01:01.740

79 Oliver SIRRELL 00:58.800

5 Bryn TOOTELL 00:58.450

6 Malcolm SCOTT 00:57.400

POLE



RACE GRID

Demon Tweeks / Yokohama Stock Hatch Championship

Race 15 - Final 2

72 Jonathan WOOLLEY	38 Sarah NIBLETT
83 Chris MOHAN	37 Keith MORGAN
81 Trevor GREGORY	43 Terry BOTTING
79 Andrew LIGHTFOOT	62 Daniel SPENCER
52 Steve NOBLE	17 Amy BARKER
58 Paul JARVIS	82 Stuart WINDOW
53 Andrew TSANG	47 Will SARGENT
101 Robbie BOON	46 Liam SARGENT
84 Adam STOKES	55 Rory COOPER
54 Maurice HAYDEN	42 Lee SCOTT
14 Tom MOLYNEUX	10 Jake FARNDON
66 Josh COOK	4 Terry ROUGHTON
8 Shaun HAGEN	1 Jeff HUMPHRIES
91 Jon MAYBIN	20 Andrew FOLEY
51 Matt DIGBY	21 Wayne HARRIS
96 Joe FERGUSON	92 Patrick FLETCHER

POLE

RESERVES: 28 99

RACE GRID

Demon Tweeks / Yokohama Locost Championship

* Race 16 - Heat 2 *ATTENDED* *

35 Sean GRAHAM 01:25.110	41 Keith MALPUS 01:25.590
63 James MILLMAN 01:20.350	37 Barry STUART 01:20.920
61 Chris SELLARS 01:16.250	21 David BERRY 01:16.330
23 Rob MIDDLETON 01:15.860	36 Trevor FAUNCH 01:16.170
25 Lee MIDDLETON 01:14.940	56 Patrick DUDLEY 01:15.060
54 David MORROW 01:14.870	67 Ernie GUSHLOW 01:14.900
57 Mike LEAR 01:14.220	26 Ian MITTELL 01:14.410
73 Rob APSEY 01:13.310	58 Anthony MAY 01:13.840
22 James McALLISTER 01:13.030	60 Richard BRADLEY 01:13.070
71 Jason GIBBONS 01:12.390	39 Steve EVANS 01:12.460
40 Paul BRYANT 01:11.960	3 Alastair GARRATT 01:12.280
16 Victoria PICKLES 01:12.260	33 Glenn BOYER 01:12.270
8 James PINKERTON 01:11.900	44 Campbell CASSIDY 01:12.060
11 Lynfel OWEN 01:11.750	77 Nick SELBY 01:11.790
28 David BLACK 01:11.670	29 Robert KERKHOVEN 01:11.740
88 Nicholas MORLEY 01:11.440	70 Ian STAFFORD 01:11.490

POLE

No 40 - 3 position penalty from previous race.

RACE GRID

Demon Tweaks / Yokohama Locost Championship

Race 16 - Heat 2

35 Sean GRAHAM 01:25.110	41 Keith MALPUS 01:25.590
63 James MILLMAN 01:20.350	37 Barry STUART 01:20.920
61 Chris SELLARS 01:16.250	21 David BERRY 01:16.330
23 Rob MIDDLETON 01:15.860	36 Trevor FAUNCH 01:16.170
25 Lee MIDDLETON 01:14.940	56 Patrick DUDLEY 01:15.060
54 David MORROW 01:14.870	67 Emie GUSHLOW 01:14.900
57 Mike LEAR 01:14.220	26 Ian MITTELL 01:14.410
73 Rob APSEY 01:13.310	58 Anthony MAY 01:13.840
22 James McALLISTER 01:13.630	60 Richard BRADLEY 01:13.070
71 Jason GIBBONS 01:12.390	39 Steve EVANS 01:12.460
33 Glenn BOYER 01:12.270	3 Alastair GARRATT 01:12.280
44 Campbell CASSIDY 01:12.000	16 Victoria PICKLES 01:12.260
8 James PINKERTON 01:11.900	40 Paul BRYANT 01:11.960
11 Lynfel OWEN 01:11.750	77 Nick SELBY 01:11.790
28 David BLACK 01:11.670	29 Robert KERKHOVEN 01:11.740
88 Nicholas MORLEY 01:11.440	70 Sian STAFFORD 01:11.490

POLE

RACE GRID

AB Performance RGB Championship

Race 17

44 Judi DERISLEY

34 Mark SAMMLAND

22 Ben BUTLER

33 Bob MORTIMER

7 Doug CARTER

49 Tony GAUNT

3 Alastair BOULTON

28 Gary GOODYEAR

5 Derek JONES

21 Mathew GREEN

12 Paul ROGERS

POLE

18 Robert GRANT

63 Colin CHAPMAN

77 Phil ALCOCK

15 Austen GREENWAY

68 Adrian MOORE

26 Andrew GRANT

32 Lee BAVERSTOCK

50 Tim HOVERD

65 Duncan MARSHALL

2 John CUTMORE

RACE GRID

Polleysport / Yokohama SAXMAX Championship

Race 18

55 Jordan ANNELLS 01:13.030

81 Henry GILBERT 01:12.940

22 William PLANT 01:12.500

54 Anthony WHORTON-EAL 01:12.110

96 Shaun CLAY 01:12.040

18 Jordan WILLSON 01:12.010

13 Chris WARBURTON 01:11.630

17 William DAVISON 01:12.990

15 Ashley DIBDEN 01:12.610

4 Aaron TRIGWELL 01:12.200

89 Shane STONEY 01:12.050

10 Scott MOAKES 01:11.840

95 Myles COLLINS 01:11.960

POLE

No 10 - 2 position penalty from previous race.

RACE GRID

750MC Formula 4 Championship

Race 19

27 Mike WEBBER

21 Clive YORATH

6 Malcolm SCOTT

5 Bryn TOOTELL

4 Andrew MINNETT

26 Matt HAYES

40 David WOODSWORTH-DALE

83 Paul PRESGRAVES

7 Robbie WATTS

31 Erwin SMIECH

76 Jennifer SCOTT

79 Oliver SIRRELL

POLE



RACE GRID

Demon Tweeks / Yokohama Locost Championship

Race 20 - Final 2 *AMENDED*

41 Keith MALPUS 01:25.590	
37 Barry STUART 01:20.920	35 Sean GRAHAM 01:25.110
21 David BERRY 01:16.330	63 James MILLMAN 01:20.350
36 Trevor FAUNCH 01:16.170	61 Chris SELLARS 01:16.250
56 Patrick DUDLEY 01:15.060	23 Rob MIDDLETON 01:15.860
67 Ernie GUSHLOW 01:14.900	25 Lee MIDDLETON 01:14.940
26 Ian MITTELL 01:14.410	54 David MORROW 01:14.870
73 Rob APSEY 01:13.310	57 Mike LEAR 01:14.220
71 Jason GIBBONS 01:12.390	60 Richard BRADLEY 01:13.070
33 Glenn BOYER 01:12.270	3 Alastair GARRATT 01:12.280
40 Paul BRYANT 01:11.960	16 Victoria PICKLES 01:12.260
77 Nick SELBY 01:11.790	8 James PINKERTON 01:11.900
29 Robert KERKHOVEN 01:11.740	11 Lynfel OWEN 01:11.750
88 Nicholas MORLEY 01:11.440	70 Sian STAFFORD 01:11.490
4 Tom COLLER 01:10.790	6 Richard JENKINS 01:11.100
27 Alex VON EHRHEIM 01:10.760	2 Scott MITTELL 01:10.770

POLE

AMENDED GRID - Heat not required.



Demon Tweeks / Yokohama Stock Hatch Championship

Provisional Results - Race 1 - Heat 1 (Amended)

Pl	No	Cl	Name	Car	Laps	Time	Behind	MPH	Best Lap on	MPH
1	1		Jeff HUMPHRIES	Peugeot 106 Rallye	12	14:16.09		73.47	1:10.41	10 74.44
2	10		Jake FARDON	Citroen Saxo VTR	12	14:16.90	0.81	73.40	1:10.11	5 74.76
3	8		Shaun HAGEN	Citroen Saxo VTR	12	14:17.73	1.64	73.33	1:10.10	5 74.77
4	69		Joel SHIPTON	Citroen Saxo VTR	12	14:17.99	1.90	73.31	1:10.08	5 74.79
5	4		Terry ROUGHTON	Citroen Saxo VTR	12	14:23.85	7.76	72.81	1:10.43	4 74.42
6	55		Rory COOPER	Citroen Saxo VTR	12	14:27.71	11.62	72.49	1:10.64	4 74.20
7	72		Jonathan WOOLLEY	Citroen Saxo VTR	12	14:30.36	14.27	72.27	1:10.68	6 74.16
8	14		Tom MOLYNEUX	Peugeot 106 Rallye	12	14:30.80	14.71	72.23	1:10.60	3 74.24
9	42	B	Lee SCOTT	Ford Fiesta XR2i	12	14:32.21	16.12	72.11	1:11.19	4 73.63
10	90	B	Martyn FOWDREY	Ford Fiesta XR2	12	14:39.02	22.93	71.56	1:11.46	7 73.35
11	53		Andrew TSANG	Peugeot 106 XSi	12	14:41.88	25.79	71.32	1:11.90	2 72.90
12	46		Liam SARGENT	Peugeot 106 XSi	12	14:42.66	26.57	71.26	1:11.71	9 73.09
13	84		Adam STOKES	Peugeot 106 XSi	12	14:43.24	27.15	71.21	1:11.39	6 73.42
14	17		Amy BARKER	Citroen Saxo VTR	12	14:47.93	31.84	70.84	1:12.19	6 72.61
15	47		Will SARGENT	Peugeot 106 XSi	12	14:49.97	33.88	70.68	1:12.37	4 72.43
16	54		Maurice HAYDEN	Citroen Saxo VTR	12	14:55.32	39.23	70.25	1:10.53	7 74.32
17	81		Trevor GREGORY	Citroen Saxo VTR	12	14:58.14	42.05	70.03	1:12.36	11 72.44
18	52		Steve NOBLE	Ford Sport KA	12	14:58.43	42.34	70.01	1:11.95	9 72.85
19	82		Stuart WINDOW	Citroen Saxo VTR	12	15:00.73	44.64	69.83	1:11.97	9 72.83
20	58		Paul JARVIS	Citroen Saxo VTR	12	15:05.70	49.61	69.45	1:11.97	6 72.83
21	38	B	Sarah NIBLETT	Peugeot 205 GTI	12	15:11.32	55.23	69.02	1:13.76	9 71.06
22	23		Kirk DEWELL	Citroen Saxo VTR	12	15:37.93	1:21.84	67.06	1:11.90	5 72.90
23	26		Robert THORP	Citroen Saxo VTR	11	14:19.32	1 Lap	67.10	1:15.98	2 68.99
24	99		Stuart HERRIOTT	Citroen Saxo VTR	11	15:27.26	1 Lap	62.18	1:20.95	5 64.75

Not-Classified

62		Daniel SPENCER	Citroen Saxo VTR	10	12:45.53	DNF	68.47	1:12.62	4 72.18
73	B	Russell HOLMAN	Ford Fiesta XR2	10	12:46.23	DNF	68.41	1:13.16	8 71.65
43		Terry BOTTING	Citroen Saxo VTR	9	11:12.89	DNF	70.11	1:12.07	7 72.73
31	B	Alan DULY	Ford Fiesta XR2	5	6:47.71	DNF	64.28	1:14.48	4 70.38
37	B	Keith MORGAN	Suzuki Swift GTI	2	2:48.37	DNF	62.26	1:16.21	2 68.78
101		Robbie BOON	Citroen Saxo VTR	1	1:19.81	DNF	65.68	1:19.81	1 65.68

Exclusions

83		Chris MOHAN	Peugeot 106 XSi	C(a)60, C(o)1 - eligibility						
----	--	-------------	-----------------	-----------------------------	--	--	--	--	--	--

Non-Starters

79	B	Andrew LIGHTFOOT	Ford Fiesta XR2							
----	---	------------------	-----------------	--	--	--	--	--	--	--

Fastest Lap

69		Joel SHIPTON	Citroen Saxo VTR					1:10.08	5	74.79 Rec
42	B	Lee SCOTT	Ford Fiesta XR2i					1:11.19	4	73.63

Weather / Track: Cloudy / Dry

Start Time : 14:20

Pembrey

31 Jul 10 15:34

Clerk of Course : <i>Alex</i>	Time Issued : 15:44	Chief Timekeeper : Terry Stevens
----------------------------------	------------------------	----------------------------------

THESE RESULTS REMAIN PROVISIONAL FOR A MINIMUM OF 30 MINUTES FROM THE TIME OF ISSUE AND UNTIL ALL JUDICIAL AND TECHNICAL MATTERS HAVE BEEN SETTLED.

Results produced on HS Sports Timing and Results Systems



Provisional Results - Race 2

MG Midget Challenge

Pl	No	Cl	Name	Car	Laps	Time	Behind	MPH	Best Lap on	MPH	
1	31	A	Paul SIBLEY	MG Midget	13	14:45.00		76.99	1:05.19	10	80.40
2	36	A	David WESTON	MG Midget	13	14:45.24	0.15	76.97	1:05.20	10	80.39
3	33	A	Edward REEVE	MG Midget	13	15:11.52	26.43	74.76	1:08.22	9	76.83
4	35	A	Gil DUFFY	MG Midget	13	15:11.73	26.64	74.74	1:08.28	11	76.77
5	64	B	Mark TURNER	Austin Healey Sprite	13	15:32.26	47.17	73.09	1:09.42	4	75.51
6	70	B	Dean STANTON	MG Midget	12	14:47.82	1 Lap	70.85	1:11.22	6	73.60
7	73	B	Tom NEAT	MG Midget	12	14:48.03	1 Lap	70.83	1:11.57	6	73.24
8	68	B	Richard BRIDGE	MG Midget	12	14:51.74	1 Lap	70.54	1:12.09	8	72.71
9	65	B	Nigel PRATT	MG Midget	12	14:57.30	1 Lap	70.10	1:10.63	5	74.21
10	66	B	Phil ATTWOOD	MG Midget	12	15:02.86	1 Lap	69.67	1:13.21	12	71.60
11	11	C	Tim STORRAR	Austin Healey Sprite	12	15:34.81	1 Lap	67.29	1:15.53	12	69.40
12	12	C	Peter HARTLE	MG Midget	12	15:42.21	1 Lap	66.70	1:16.42	8	68.59
13	10	C	Dave JENKINS	MG Midget	11	15:29.43	2 Laps	62.04	1:21.90	2	64.00
14	7	C	Richard HOMER	MG Midget	11	15:34.54	2 Laps	61.70	1:21.28	9	64.50

Not-Classified

9	C	Ian HADRILL	MG Midget	9	12:01.54	DNF	65.38	1:16.71	6	68.33
76	B	Ian WOODBRIDGE	MG Midget	9	12:24.85	DNF	63.33	1:15.51	7	69.42
41	A	Richard PERRY	MG Midget	4	4:44.89	DNF	73.59	1:08.82	4	76.16
72	B	Ian STAGG	MG Midget	0		Starter	0.00			

Fastest Lap

31	A	Paul SIBLEY	MG Midget					1:05.19	10	80.40
64	B	Mark TURNER	Austin Healey Sprite					1:09.42	4	75.51
11	C	Tim STORRAR	Austin Healey Sprite					1:15.53	12	69.40

Weather / Track: Cloudy / Dry

Start Time : 15:01

Pembrey

31 Jul 10 15:18

Clerk of Course : 	Time Issued : 15:37	Chief Timekeeper : Terry Stevens
-----------------------	------------------------	--------------------------------------

THESE RESULTS REMAIN PROVISIONAL FOR A MINIMUM OF 30 MINUTES FROM THE TIME OF ISSUE AND UNTIL ALL JUDICIAL AND TECHNICAL MATTERS HAVE BEEN SETTLED

Results produced on HS Sports Timing and Results Systems. Results online at www.750MC.co.uk



Provisional Results - Race 3

AB Performance RGB Championship

Pl	No	Cl	Name	Car	Laps	Time	Behind	MPH	Best Lap on	MPH
1	12	A	Paul ROGERS	Contour Cars RGB09	14	14:33.91		83.97	1:00.64	5 86.44
2	5	B	Derek JONES	Fisher Fury	14	14:58.78	24.87	81.65	1:02.79	8 83.48
3	21	B	Mathew GREEN	Spire GTR	14	14:59.77	25.86	81.56	1:02.50	7 83.87
4	65	B	Duncan MARSHALL	STM Phoenix	14	15:00.45	26.54	81.50	1:02.77	14 83.50
5	2	A	John CUTMORE	Spire GTR	14	15:01.01	27.10	81.44	1:02.17	3 84.31
6	28	A	Gary GOODYEAR	Raw Fulcrum	14	15:08.22	34.31	80.80	1:03.50	6 82.54
7	50	B	Tim HOVERD	Fisher Fury	14	15:10.43	36.52	80.60	1:03.32	5 82.78
8	32	B	Lee BAVERSTOCK	STM/Rainbird Phoenix	14	15:15.89	41.98	80.12	1:03.32	8 82.78
9	49	B	Tony GAUNT	Wolfe ZXR	14	15:18.53	44.62	79.89	1:03.08	9 83.09
10	3	C	Alastair BOULTON	Stuart Taylor Phoenix	14	15:19.15	45.24	79.84	1:03.95	10 81.96
11	26	B	Andrew GRANT	Fisher Fury 04	14	15:40.00	1:06.09	78.07	1:04.83	13 80.85
12	15	C	Austen GREENWAY	Fisher Fury Fireblade	13	14:35.17	1 Lap	77.86	1:05.36	11 80.20
13	22	C	Ben BUTLER	Westfield SE	13	14:35.36	1 Lap	77.84	1:05.40	12 80.15
14	33	A	Bob MORTIMER	Fisher Fury	13	14:44.80	1 Lap	77.01	1:05.44	8 80.10
15	7	A	Doug CARTER	Genesis Evo	13	14:47.22	1 Lap	76.80	1:04.38	11 81.42
16	34	B	Mark SAMMLAND	Fisher Fury	13	15:10.02	1 Lap	74.88	1:07.71	11 77.41
17	44	B	Judi DERISLEY	Fisher Fury	13	15:12.22	1 Lap	74.70	1:08.05	12 77.03
18	63	C	Colin CHAPMAN	Fisher Fury	12	15:13.07	2 Laps	68.89	1:05.12	11 80.49

Not-Classified

68	B	Adrian MOORE	Genesis Evo	9	11:20.80	DNF	69.29	1:06.22	2	79.15
77	C	Phil ALCOCK	Pulsar Blade	2	2:27.49	DNF	71.08	1:08.50	2	76.52

Non-Starters

18	C	Robert GRANT	Fisher Fury
----	---	--------------	-------------

Fastest Lap

12	A	Paul ROGERS	Contour Cars RGB09	1:00.64	5	86.44	Rec
21	B	Mathew GREEN	Spire GTR	1:02.50	7	83.87	Rec
3	C	Alastair BOULTON	Stuart Taylor Phoenix	1:03.95	10	81.96	

Weather / Track: Bright / Dry

Start Time : 15:24

Pembrey

31 Jul 10 15:41

Clerk of Course : <i>A. Jones</i>	Time Issued : 15:45	Chief Timekeeper : Terry Stevens <i>Terry Stevens</i>
--------------------------------------	------------------------	--

THESE RESULTS REMAIN PROVISIONAL FOR A MINIMUM OF 30 MINUTES FROM THE TIME OF ISSUE AND UNTIL ALL JUDICIAL AND TECHNICAL MATTERS HAVE BEEN SETTLED

Results produced on HS Sports Timing and Results Systems. Results online at www.750MC.co.uk



750MC Formula Vee Championship

Provisional Results - Race 4 (Amended)

Pl	No	Cl	Name	Car	Laps	Time	Behind	MPH	Best Lap on	MPH
1	30		Ashley SUTTON	Storm 2007	13	14:07.51		80.40	1:03.75	6 82.22
2	3		Martin FARMER	GAC	13	14:08.95	1.44	80.26	1:03.84	10 82.11
3	10		Peter BELSEY	Spyder MK2	13	14:16.52	9.01	79.56	1:04.81	8 80.88
4	14		Stephen GLASSWELL	Storm	13	14:17.03	9.52	79.51	1:05.01	12 80.63
5	8		Paul TAYLOR	GAC	13	14:24.62	17.11	78.81	1:05.07	9 80.55
6	6		Dave HODKIN	AHS Dominator	13	14:25.65	18.14	78.72	1:05.05	5 80.58
7	62		David HEAVEY	Leystone JH004	13	14:27.23	19.72	78.57	1:04.57	3 81.18
8	18		Tim PROBERT	Storm SF1	13	14:30.92	23.41	78.24	1:05.44	9 80.10
9	50	I	Ken ELLIOTT	Leystone Bowles	13	14:31.58	24.07	78.18	1:05.06	6 80.57
10	13		Steve OUGH	AHS Dominator	13	14:34.45	26.94	77.92	1:05.35	2 80.21
11	99		Gethin JONES	Storm SG09	13	14:38.22	30.71	77.59	1:05.61	3 79.89
12	23	B	Ian JORDAN	Sheane	13	14:48.22	40.71	76.72	1:06.31	9 79.05
13	52	B	Dan BRIGHAM	Sheane	13	14:49.69	42.18	76.59	1:06.81	3 78.46
14	77		Matthew PERKS	GAC	13	14:56.71	49.20	75.99	1:06.56	6 78.75
15	27		Alan ROBINSON	AHS Dominator	13	15:00.53	53.02	75.67	1:07.32	9 77.86
16	67		Alan SWAIN	GAC	13	15:11.60	1:04.09	74.75	1:08.35	6 76.69
17	26		Peter ANDREWS	Sheane Mk2	12	14:19.59	1 Lap	73.17	1:09.61	8 75.30
18	44		Andrew PERKS	GAC	12	14:25.10	1 Lap	72.71	1:09.35	8 75.58
19	74	B	James CONYERS	Leystone	12	14:26.42	1 Lap	72.60	1:09.29	2 75.65

Not-Classified

33		Ben ANDERSON	GAC 1	6	6:35.15	DNF	79.59	1:04.33	6	81.48
5		Declan McDONNELL	GAC 03	2	2:17.26	DNF	76.37	1:05.17	2	80.43

Fastest Lap

30		Ashley SUTTON	Storm 2007					1:03.75	6	82.22
50	I	Ken ELLIOTT	Leystone Bowles					1:05.06	6	80.57
23	B	Ian JORDAN	Sheane					1:06.31	9	79.05

No 50 - ineligible for championship points - C(a)60, C(b)1 - eligibility

Weather / Track: Bright / Dry

Start Time : 15:49

Pembrey

01 Aug 10 08:25

Clerk of Course : 	Time Issued : 8:33	Chief Timekeeper : Terry Stevens
-----------------------	-----------------------	--------------------------------------

THESE RESULTS REMAIN PROVISIONAL FOR A MINIMUM OF 30 MINUTES FROM THE TIME OF ISSUE AND UNTIL ALL JUDICIAL AND TECHNICAL MATTERS HAVE BEEN SETTLED.

Results produced on HS Sports Timing and Results Systems



Provisional Results - Race 5

Premier Choice Group 750 Formula Championship

Pl	No	Cl	Name	Car	Laps	Time	Behind	MPH	Best Lap on	MPH
1	5		Bill RUTTER	Darvi Mk5	18	19:51.08		79.21	1:04.84	11 80.84
2	1		Dave ROBSON	SDAR/83	18	19:51.51	0.43	79.18	1:04.23	18 81.61
3	55		Roger ROWE	Centaur Mk 20	18	19:53.15	2.07	79.08	1:04.37	16 81.43
4	6		Bob SIMPSON	SS/F	18	19:58.87	7.79	78.70	1:05.16	8 80.44
5	97		Nathaniel COOPER	Davis T7	18	20:03.67	12.59	78.38	1:05.61	12 79.89
6	7		Peter BOVE	ADR 750F	18	20:18.10	27.02	77.46	1:05.18	6 80.42
7	42		Martin KEMP	Racekits Falcon	18	20:19.01	27.93	77.40	1:05.58	17 79.93
8	4		Chris GOUGH	CGR2 Evo	18	20:24.32	33.24	77.06	1:06.66	11 78.63
9	23	B	Paul COLLINS	Darvi Mk5	17	19:59.48	1 Lap	74.29	1:08.53	11 76.49
10	17	B	Andrew LAKE	Darvi 91D	17	20:19.80	1 Lap	73.05	1:08.50	11 76.52
11	22	B	Andrew BOOTH	Centaur	16	19:57.87	2 Laps	70.01	1:11.64	3 73.17

Non-Starters

13 Rod HILL Mystic T4/21

Fastest Lap



1	Dave ROBSON	SDAR/83	1:04.23	18	81.61
17	B Andrew LAKE	Darvi 91D	1:08.50	11	76.52

Weather / Track: Cloudy / Dry

Start Time : 16:14

Pembrey

31-Jul 10 16:35

Clerk of Course : 	Time Issued : 16:41	Chief Timekeeper : Terry Stevens 
--	---------------------	--

THESE RESULTS REMAIN PROVISIONAL FOR A MINIMUM OF 30 MINUTES FROM THE TIME OF ISSUE AND UNTIL ALL JUDICIAL AND TECHNICAL MATTERS HAVE BEEN SETTLED.

Results produced on HS Sports Timing and Results Systems. Results online at www.750MC.co.uk



Provisional Results - Race 6

Polleysport / Yokohama SAXMAX Championship

Pl	No	Cl	Name	Car	Laps	Time	Behind	MPH	Best Lap on	MPH
1	10		Scott MOAKES	Citroen Saxo VTR	12	14:41.44		71.36	1:12.48	6 72.32
2	13		Chris WARBURTON	Citroen Saxo VTR	12	14:41.84	0.40	71.33	1:12.19	8 72.61
3	18		Jordan WILLSON	Citroen Saxo VTR	12	14:42.12	0.68	71.30	1:12.49	6 72.31
4	4		Aaron TRIGWELL	Citroen Saxo VTR	12	14:42.69	1.25	71.26	1:12.38	11 72.42
5	95		Myies COLLINS	Citroen Saxo VTR	12	14:43.05	1.61	71.23	1:12.44	6 72.36
6	22		William PLANT	Citroen Saxo VTR	12	14:50.03	8.59	70.67	1:12.66	3 72.14
7	96		Shaun CLAY	Citroen Saxo VTR	12	14:50.55	9.11	70.63	1:12.96	4 71.84
8	89		Shane STONEY	Citroen Saxo VTR	12	14:50.96	9.52	70.60	1:12.68	4 72.12
9	17		William DAVISON	Citroen Saxo VTR	12	15:05.96	24.52	69.43	1:13.46	8 71.35
10	15		Ashley DIBDEN	Citroen Saxo VTR	12	15:06.12	24.68	69.42	1:14.03	2 70.80
11	81		Henry GILBERT	Citroen Saxo VTR	12	15:06.52	25.08	69.39	1:13.49	8 71.32
Not-Classified										
	54		Anthony WHORTON-EALES	Citroen Saxo VTR	3	3:53.48	DNF	67.35	1:12.97	2 71.83
	55		Jordan ANNELLS	Citroen Saxo VTR	0		Starter	0.00		
Fastest Lap										
	13		Chris WARBURTON	Citroen Saxo VTR					1:12.19	8 72.61 Rec

Weather / Track: Cloudy / Dry

Start Time : 16:42

Pembrey

31 Jul 10 16:57

Clerk of Course : <i>A L G</i>	Time Issued : <i>17.49</i>	Chief Timekeeper : Terry Stevens
-----------------------------------	-------------------------------	----------------------------------

THESE RESULTS REMAIN PROVISIONAL FOR A MINIMUM OF 30 MINUTES FROM THE TIME OF ISSUE AND UNTIL ALL JUDICIAL AND TECHNICAL MATTERS HAVE BEEN SETTLED

Results produced on HS Sports Timing and Results Systems. Results online at www.750MC.co.uk



Provisional Results - Race 7 - Final 1

Demon Tweeks / Yokohama Stock Hatch Championship

Pl	No	Cl	Name	Car	Laps	Time	Behind	MPH	Best Lap on	MPH
1	96		Joe FERGUSON	Citroen Saxo VTR	12	14:07.17		74.25	1:09.69	6 75.21
2	92		Patrick FLETCHER	Citroen Saxo VTR	12	14:10.08	2.91	73.99	1:09.86	2 75.03
3	51		Matt DIGBY	Citroen Saxo VTR	12	14:11.32	4.15	73.88	1:09.89	11 75.00
4	91		Jon MAYBIN* NO TRANSPONDER *	Citroen C2	12	14:12.19	5.02	73.81	1:09.96	4 74.92
5	20		Andrew FOLEY	Citroen Saxo VTR	12	14:18.65	11.48	73.25	1:10.31	2 74.55
6	8		Shaun HAGEN	Citroen Saxo VTR	12	14:19.19	12.02	73.21	1:10.01	2 74.87
7	21		Wayne HARRIS	Citroen Saxo VTR	12	14:19.96	12.79	73.14	1:10.12	2 74.75
8	1		Jeff HUMPHRIES	Peugeot 106 Rallye	12	14:21.17	14.00	73.04	1:10.38	9 74.48
9	10		Jake FARNDON	Citroen Saxo VTR	12	14:22.33	15.16	72.94	1:10.39	2 74.47
10	4		Terry ROUGHTON	Citroen Saxo VTR	12	14:28.27	21.10	72.44	1:10.79	3 74.04
11	55		Rory COOPER	Citroen Saxo VTR	12	14:28.43	21.26	72.43	1:10.63	5 74.21
12	54		Maurice HAYDEN	Citroen Saxo VTR	12	14:28.79	21.62	72.40	1:10.13	6 74.74
13	42	B	Lee SCOTT	Ford Fiesta XR2i	12	14:30.01	22.84	72.30	1:10.54	6 74.31
14	72		Jonathan WOOLLEY	Citroen Saxo VTR	12	14:30.77	23.60	72.23	1:10.86	10 73.97
15	14		Tom MOLYNEUX	Peugeot 106 Rally	12	14:32.63	25.46	72.08	1:10.78	3 74.05
16	53		Andrew TSANG	Peugeot 106 XSi	12	14:41.88	34.71	71.32	1:12.12	6 72.68
17	47		Will SARGENT	Peugeot 106 XSi	12	14:42.40	35.23	71.28	1:12.02	5 72.78
18	17		Amy BARKER	Citroen Saxo VTR	12	14:43.24	36.07	71.21	1:11.93	4 72.87
19	52		Steve NOBLE	Ford Sport KA	12	14:43.47	36.30	71.20	1:11.76	12 73.04
20	82		Stuart WINDOW	Citroen Saxo VTR	12	14:44.05	36.88	71.15	1:11.49	12 73.32
21	58		Paul JARVIS	Citroen Saxo VTR	12	14:44.63	37.46	71.10	1:11.60	6 73.21
22	46		Liam SARGENT	Peugeot 106 XSi	12	14:44.93	37.76	71.08	1:11.57	12 73.24
23	81		Trevor GREGORY	Citroen Saxo VTR	12	14:46.15	38.98	70.98	1:11.73	5 73.07
24	84		Adam STOKES	Peugeot 106 XSi	12	14:56.23	49.06	70.18	1:11.97	4 72.83
25	38	B	Sarah NIBLETT	Peugeot 205 GTI	12	15:17.64	1:10.47	68.54	1:14.10	11 70.74
26	26		Robert THORP	Citroen Saxo VTR	12	15:20.00	1:12.83	68.37	1:13.86	9 70.97
27	99		Stuart HERRIOTT	Citroen Saxo VTR	11	15:12.85	1 Lap	63.16	1:19.48	2 65.95

Not-Classified

66			Josh COOK	Citroen Saxo VTR	8	10:48.43	DNF	64.67	1:11.00	5 73.83
23			Kirk DEWELL	Citroen Saxo VTR	6	8:54.73	DNF	58.81	1:18.06	2 67.15
90	B		Martyn FOWDREY	Ford Fiesta XR2	5	6:32.68	DNF	66.74	1:11.86	4 72.94
69			Joel SHIPTON	Citroen Saxo VTR	3	4:21.90	DNF	60.04	1:12.98	2 71.82

Fastest Lap

96			Joe FERGUSON	Citroen Saxo VTR					1:09.69	6 75.21 Rec
42	B		Lee SCOTT	Ford Fiesta XR2i					1:10.54	6 74.31

Weather / Track: Cloudy / Dry

Start Time : 17:06

Pembrey

31 Jul 10 17:21

Clerk of Course : <i>A S G</i> 17:23	Time Issued :	Chief Timekeeper : Terry Stevens
---	---------------	----------------------------------

THESE RESULTS REMAIN PROVISIONAL FOR A MINIMUM OF 30 MINUTES FROM THE TIME OF ISSUE AND UNTIL ALL JUDICIAL AND TECHNICAL MATTERS HAVE BEEN SETTLED

Results produced on HS Sports Timing and Results Systems. Results online at www.750MC.co.uk



Provisional Results - Race 8

MG Midget Challenge

Pl	No	Cl	Name	Car	Laps	Time	Behind	MPH	Best Lap on	MPH
1	31	A	Paul SIBLEY	MG Midget	11	12:12.91		78.67	1:05.14	2 80.47
2	36	A	David WESTON	MG Midget	11	12:13.67	0.76	78.59	1:04.96	3 80.69
3	33	A	Edward REEVE	MG Midget	11	12:26.59	13.68	77.23	1:05.84	7 79.61
4	64	B	Mark TURNER	Austin Healey Sprite	11	13:00.55	47.64	73.87	1:09.65	3 75.26
5	65	B	Nigel PRATT	MG Midget	11	13:09.24	56.33	73.05	1:10.53	11 74.32
6	73	B	Tom NEAT	MG Midget	11	13:09.50	56.59	73.03	1:10.20	3 74.67
7	68	B	Richard BRIDGE	MG Midget	10	12:08.18	1 Lap	71.98	1:11.17	3 73.65
8	66	B	Phil ATTWOOD	MG Midget	10	12:18.55	1 Lap	70.97	1:11.99	4 72.81
9	76	B	Ian WOODBRIDGE	MG Midget	10	12:53.19	1 Lap	67.79	1:15.66	7 69.28
10	11	C	Tim STORRAR	Austin Healey Sprite	10	12:54.39	1 Lap	67.69	1:15.66	5 69.28
11	12	C	Peter HARTLE	MG Midget	10	12:58.88	1 Lap	67.30	1:16.16	4 68.82
12	10	C	Dave JENKINS	MG Midget	9	12:21.23	2 Laps	63.64	1:19.91	6 65.59
13	7	C	Richard HOMER	MG Midget	9	12:23.96	2 Laps	63.41	1:20.52	8 65.10

Not-Classified

70	B	Dean STANTON	MG Midget	10	11:59.76	DNF	72.82	1:10.47	4 74.38
9	C	Ian HADRILL	MG Midget	0		Starter	0.00		

Non-Starters

35	A	Gil DUFFY	MG Midget
41	A	Richard PERRY	MG Midget
72	B	Ian STAGG	MG Midget

Fastest Lap

36	A	David WESTON	MG Midget	1:04.96	3 80.69
64	B	Mark TURNER	Austin Healey Sprite	1:09.65	3 75.26
11	C	Tim STORRAR	Austin Healey Sprite	1:15.66	5 69.28



Red flag @ 14m06s. Result declared. No 70 not classified as not running at time of RF.

Weather / Track: Cloudy / Dry

Start Time: 11:48

Pembrey

01 Aug 10 12:06

Clerk of Course: 	Time Issued: 12:16	Chief Timekeeper: Terry Stevens 
---	--------------------	---

THESE RESULTS REMAIN PROVISIONAL FOR A MINIMUM OF 30 MINUTES FROM THE TIME OF ISSUE AND UNTIL ALL JUDICIAL AND TECHNICAL MATTERS HAVE BEEN SETTLED

Results produced on HS Sports Timing and Results Systems. Results online at www.750MC.co.uk



Provisional Results - Race 9

Premier Choice Group 750 Formula Championship

Pl	No	Cl	Name	Car	Laps	Time	Behind	MPH	Best Lap on	MPH
1	55		Roger ROWE	Centaur Mk 20	7	7:45.59		78.81	1:04.74	7 80.96
2	6		Bob SIMPSON	SS/F	7	7:46.32	0.73	78.68	1:05.08	7 80.54
3	5		Bill RUTTER	Darvi Mk5	7	7:46.46	0.87	78.66	1:04.91	7 80.75
4	1		Dave ROBSON	SDAR/83	7	7:47.48	1.89	78.49	1:04.46	6 81.32
5	7		Peter BOVE	ADR 750F	7	7:48.80	3.21	78.27	1:05.03	5 80.60
6	13		Rod HILL	Mystic T4/21	7	7:57.86	12.27	76.78	1:05.89	3 79.55
7	4		Chris GOUGH	CGR2 Evo	7	7:58.10	12.51	76.74	1:06.47	3 78.86
8	42		Martin KEMP	Racekits Falcon	7	7:59.31	13.72	76.55	1:06.27	5 79.09
9	23	B	Paul COLLINS	Darvi Mk5	7	8:27.18	41.59	72.34	1:10.69	3 74.15
10	17	B	Andrew LAKE	Darvi 91D	7	8:31.77	46.18	71.69	1:09.63	5 75.28
11	22	B	Andrew BOOTH	Centaur	7	8:33.47	47.88	71.46	1:11.01	2 73.81

Not-Classified

97			Nathaniel COOPER	Davis T7	7	7:50.59	NCF	77.97	1:04.92	5 80.74
----	--	--	------------------	----------	---	---------	-----	-------	---------	---------

Fastest Lap

1			Dave ROBSON	SDAR/83					1:04.46	6 81.32
17	B		Andrew LAKE	Darvi 91D					1:09.63	5 75.28



Red flag @ 9m48s. Result declared. No 97 not classified as not running at time of red flag.

Weather / Track: Cloudy / Dry

Start Time : 12:17

Pembrey

01 Aug 10 12:31

Clerk of Course : 	Time Issued : 12:33	Chief Timekeeper : Terry Stevens 
--	---------------------	--

THESE RESULTS REMAIN PROVISIONAL FOR A MINIMUM OF 30 MINUTES FROM THE TIME OF ISSUE AND UNTIL ALL JUDICIAL AND TECHNICAL MATTERS HAVE BEEN SETTLED

Results produced on HS Sports Timing and Results Systems. Results online at www.750MC.co.uk



Provisional Results - Race 10 - Heat 1

Demon Tweeks / Yokohama Locost Championship

Pl	No	Cl	Name	Car	Laps	Time	Behind	MPH	Best Lap on	MPH	
1	88	T	Nicholas MORLEY	Locost	12	14:37.43		71.69	1:12.07	6	72.73
2	3	T	Alastair GARRATT	Locost	12	14:37.58	0.15	71.67	1:11.66	7	73.15
3	8		James PINKERTON	Locost	12	14:38.43	1.00	71.60	1:11.76	6	73.04
4	6		Richard JENKINS	Locost	12	14:40.62	3.19	71.43	1:12.01	6	72.79
5	40		Paul BRYANT	Locost	12	14:40.97	3.54	71.40	1:11.71	7	73.09
6	11		Lynfel OWEN	Locost	12	14:41.00	3.57	71.40	1:12.10	7	72.70
7	77		Nick SELBY	Locost	12	14:41.24	3.81	71.38	1:11.81	6	72.99
8	16		Victoria PICKLES	Locost	12	14:41.59	4.16	71.35	1:11.60	4	73.21
9	70		Sian STAFFORD	Locost	12	14:41.73	4.30	71.34	1:11.82	11	72.98
10	71		Jason GIBBONS	Locost	12	14:51.17	13.74	70.58	1:12.32	2	72.48
11	54		David MORROW	Locost	12	15:11.39	33.96	69.01	1:13.52	6	71.29
12	58	T	Anthony MAY	Locost	12	15:12.07	34.64	68.96	1:13.44	3	71.37
13	22		James McALLISTER	Locost	12	15:12.44	35.01	68.94	1:13.78	7	71.04
14	26	T	Ian MITTELL	Locost	12	15:13.04	35.61	68.89	1:14.04	5	70.79
15	23		Rob MIDDLETON	Locost	12	15:13.46	36.03	68.86	1:13.67	4	71.15
16	57		Mike LEAR	Locost	12	15:14.93	37.50	68.75	1:13.92	5	70.91
17	39		Steve EVANS	Locost	12	15:18.25	40.82	68.50	1:13.64	3	71.18
18	67		Ernie GUSHLOW	Locost	12	15:18.43	41.00	68.49	1:14.60	11	70.26
19	60	T	Richard BRADLEY	Locost	12	15:19.17	41.74	68.43	1:13.80	7	71.02
20	29		Robert KERKHOVEN	Locost	12	15:19.50	42.07	68.41	1:12.26	2	72.54
21	36		Trevor FAUNCH	Locost	12	15:38.86	1:01.43	67.00	1:16.34	4	68.66
22	21		David BERRY	Locost	12	15:50.09	1:12.66	66.20	1:15.80	4	69.15
23	61	T	Chris SELLARS	Locost	11	14:53.23	1 Lap	64.55	1:16.49	2	68.53
24	63		James MILLMAN	Locost	11	15:03.07	1 Lap	63.85	1:18.59	4	66.70
25	35		Sean GRAHAM	Locost	11	15:38.63	1 Lap	61.43	1:20.38	5	65.21
26	41		Keith MALPUS	Locost	10	15:15.51	2 Laps	57.25	1:26.44	7	60.64

Not-Classified

33	Glenn BOYER	Locost	8	11:01.71	DNF	63.37	1:14.11	3	70.73
73	Rob APSEY	Locost	5	6:26.92	DNF	67.73	1:14.30	4	70.55
25	Lee MIDDLETON	Locost	4	5:15.43	DNF	66.47	1:14.39	4	70.46
44	Campbell CASSIDY	Locost	1	1:23.22	DNF	62.98	1:23.22	1	62.98

Non-Starters

37	Barry STUART	Locost							
58	T Patrick DUDLEY	Locost							

Fastest Lap

16	Victoria PICKLES	Locost					1:11.60	4	73.21
3	T Alastair GARRATT	Locost					1:11.66	7	73.15

No 40 - 3 second penalty Q15.1.2, overtaking under yellow flag.

Weather / Track: Cloudy / Dry

Start Time : 12:39

Pembrey

01 Aug 10 13:30

Clerk of Course 	Time Issued : 13:33	Chief Timekeeper : Terry Stevens
---------------------	------------------------	--------------------------------------

THESE RESULTS REMAIN PROVISIONAL FOR A MINIMUM OF 30 MINUTES FROM THE TIME OF ISSUE AND UNTIL ALL JUDICIAL AND TECHNICAL MATTERS HAVE BEEN SETTLED

Results produced on HS Sports Timing and Results Systems. Results online at www.750MC.co.uk



Demon Tweeks / Yokohama Stock Hatch Championship

Provisional Results - Race 11 - Heat 2 (Amended)

PI	No	CI	Name	Car	Laps	Time	Behind	MPH	Best Lap on	MPH
1	8		Shaun HAGEN	Citroen Saxo VTR	4	4:49.64		72.39	1:10.12	4 74.75
2	1		Jeff HUMPHRIES	Peugeot 106 Rallye	4	4:50.35	0.71	72.21	1:10.48	4 74.37
3	66		Josh COOK	Citroen Saxo VTR	4	4:50.63	0.99	72.14	1:10.41	4 74.44
4	4		Terry ROUGHTON	Citroen Saxo VTR	4	4:51.30	1.66	71.98	1:10.58	4 74.26
5	14		Tom MOLYNEUX	Peugeot 106 Rally	4	4:55.02	5.38	71.07	1:11.12	2 73.70
6	10		Jake FARNDON	Citroen Saxo VTR	4	4:55.13	5.49	71.04	1:10.49	4 74.36
7	54		Maurice HAYDEN	Citroen Saxo VTR	4	4:56.67	7.03	70.67	1:10.75	4 74.09
8	42	B	Lee SCOTT	Ford Fiesta XR2i	4	4:59.27	9.63	70.06	1:12.06	4 72.74
9	84		Adam STOKES	Peugeot 106 XSI	4	4:59.72	10.08	69.95	1:11.82	3 72.98
10	55		Rory COOPER	Citroen Saxo VTR	4	4:59.92	10.28	69.91	1:12.12	4 72.68
11	101		Robbie BOON	Citroen Saxo VTR	4	5:00.25	10.61	69.83	1:11.45	2 73.36
12	46		Liam SARGENT	Peugeot 106 XSI	4	5:02.06	12.42	69.41	1:11.76	4 73.04
13	53		Andrew TSANG	Peugeot 106 XSI	4	5:03.34	13.70	69.12	1:12.29	4 72.51
14	47		Will SARGENT	Peugeot 106 XSI	4	5:03.72	14.08	69.03	1:12.76	2 72.04
15	58		Paul JARVIS	Citroen Saxo VTR	4	5:04.01	14.37	68.97	1:12.37	4 72.43
16	82		Stuart WINDOW	Citroen Saxo VTR	4	5:04.24	14.60	68.91	1:12.37	4 72.43
17	52		Steve NOBLE	Ford Sport KA	4	5:04.58	14.94	68.84	1:11.93	4 72.87
18	17		Amy BARKER	Citroen Saxo VTR	4	5:05.38	15.74	68.66	1:12.25	4 72.55
19	79	B	Andrew LIGHTFOOT	Ford Fiesta XR2	4	5:06.13	16.49	68.49	1:12.10	4 72.70
20	62		Daniel SPENCER	Citroen Saxo VTR	4	5:07.63	17.99	68.15	1:12.61	4 72.19
21	81		Trevor GREGORY	Citroen Saxo VTR	4	5:08.03	18.39	68.07	1:12.79	4 72.01
22	43		Terry BOTTING	Citroen Saxo VTR	4	5:08.30	18.66	68.01	1:12.23	4 72.57
23	83		Chris MOHAN	Peugeot 106 XSI	4	5:10.48	20.84	67.53	1:12.74	4 72.06
24	37	B	Keith MORGAN	Suzuki Swift GTI	4	5:14.59	24.95	66.65	1:13.51	4 71.30
25	72		Jonathan WOOLLEY	Citroen Saxo VTR	4	5:14.78	25.14	66.61	1:12.65	2 72.15
26	38	B	Sarah NIBLETT	Peugeot 205 GTI	4	5:17.28	27.64	66.08	1:14.90	4 69.98
27	26		Robert THORP	Citroen Saxo VTR	4	5:21.80	32.16	65.15	1:15.87	3 69.09

Not-Classified

31	B	Alan DULY	Ford Fiesta XR2	4	5:18.33	NCF	65.86	1:14.75	4 70.12
23		Kirk DEWELL	Citroen Saxo VTR	4	5:30.77	NCF	63.39	1:15.02	2 69.87
69		Joel SHIPTON	Citroen Saxo VTR	2	4:52.13	NCF	35.89	2:01.98	1 42.97
73	B	Russell HOLMAN	Ford Fiesta XR2	2	5:23.32	NCF	32.42	1:39.63	2 52.61

Exclusions

99		Stuart HERRIOTT	Citroen Saxo VTR	C(a)60, C(b)1 - Eligibility						
----	--	-----------------	------------------	-----------------------------	--	--	--	--	--	--

Fastest Lap

8		Shaun HAGEN	Citroen Saxo VTR					1:10.12	4 74.75
42	B	Lee SCOTT	Ford Fiesta XR2i					1:12.06	4 72.74

Red flag @ 6m43s. Result declared. No 23, 31 & 69 not classified as not running at time of red flag.

Weather / Track:

Start Time : 13:06

Pembrey

01 Aug 10 14:22

Clerk of Course :	Time Issued : 14:24	Chief Timekeeper : Terry Stevens
-------------------	---------------------	----------------------------------

THESE RESULTS REMAIN PROVISIONAL FOR A MINIMUM OF 30 MINUTES FROM THE TIME OF ISSUE AND UNTIL ALL JUDICIAL AND TECHNICAL MATTERS HAVE BEEN SETTLED.

Results produced on HS Sports Timing and Results Systems



Provisional Results - Race 12 - Final 1

Demon Tweeks / Yokohama Locost Championship

Pl	No	Cl	Name	Car	Laps	Time	Behind	MPH	Best Lap on	MPH
1	3	T	Alastair GARRATT	Locost	12	14:34.62		71.92	1:10.96	2 73.87
2	2		Scott MITTELL	Locost	12	14:34.72	0.10	71.91	1:11.72	8 73.08
3	88	T	Nicholas MORLEY	Locost	12	14:35.13	0.51	71.87	1:11.61	11 73.20
4	4		Tom COLLER	Locost	12	14:37.73	3.11	71.66	1:11.75	9 73.05
5	27		Alex VON EHRHEIM	Locost	12	14:39.24	4.62	71.54	1:11.09	6 73.73
6	40		Paul BRYANT	Locost	12	14:40.01	5.39	71.48	1:11.07	2 73.75
7	8		James PINKERTON	Locost	12	14:40.42	5.80	71.44	1:11.75	7 73.05
8	11		Lynfel OWEN	Locost	12	14:41.41	6.79	71.36	1:11.56	4 73.25
9	77		Nick SELBY	Locost	12	14:46.51	11.89	70.95	1:12.25	6 72.55
10	16		Victoria PICKLES	Locost	12	14:51.16	16.54	70.58	1:11.15	7 73.67
11	71		Jason GIBBONS	Locost	12	15:08.10	33.48	69.26	1:12.62	2 72.18
12	57		Mike LEAR	Locost	12	15:08.71	34.09	69.22	1:13.68	9 71.14
13	58	T	Anthony MAY	Locost	12	15:09.01	34.39	69.20	1:13.28	10 71.53
14	23		Rob MIDDLETON	Locost	12	15:09.22	34.60	69.18	1:13.84	2 70.99
15	70		Sian STAFFORD	Locost	12	15:11.42	36.80	69.01	1:12.53	9 72.27
16	26	T	Ian MITTELL	Locost	12	15:17.05	42.43	68.59	1:14.30	4 70.55
17	67		Ernie GUSHLOW	Locost	12	15:38.90	1:04.28	66.99	1:15.53	6 69.40
18	36		Trevor FAUNCH	Locost	12	15:38.97	1:04.35	66.99	1:15.83	6 69.12
19	61	T	Chris SELLARS	Locost	12	15:39.29	1:04.67	66.96	1:15.54	6 69.39
20	21		David BERRY	Locost	11	14:38.30	1 Lap	65.65	1:16.10	6 68.88
21	63		James MILLMAN	Locost	11	14:52.73	1 Lap	64.59	1:18.63	6 66.66
22	35		Sean GRAHAM	Locost	11	15:17.69	1 Lap	62.83	1:19.81	2 65.68
23	41		Keith MALPUS	Locost	10	15:12.29	2 Laps	57.46	1:28.53	5 59.21
Not-Classified										
54			David MORROW	Locost	11	14:32.15	DNF	66.11	1:13.66	7 71.16
51			Matt CHERRINGTON	Locost	10	12:33.83	DNF	69.53	1:11.54	2 73.27
39			Steve EVANS	Locost	10	12:35.76	DNF	69.36	1:13.59	5 71.23
60	T		Richard BRADLEY	Locost	10	13:05.08	DNF	66.77	1:13.27	2 71.54
22			James McALLISTER	Locost	9	11:32.05	DNF	68.17	1:12.24	2 72.56
29			Robert KERKHOVEN	Locost	8	10:37.46	DNF	65.78	1:13.37	3 71.44
28			David BLACK	Locost	7	8:33.92	DNF	71.39	1:11.83	7 72.97
6			Richard JENKINS	Locost	3	4:25.00	DNF	59.34	1:13.91	2 70.92
Fastest Lap										
3	T		Alastair GARRATT	Locost					1:10.96	2 73.87
40			Paul BRYANT	Locost					1:11.07	2 73.75

Weather / Track: Cloudy / Dry

Start Time : 14:20

Pembrey

01 Aug 10 14:39

Clerk of Course : <i>agg 15.01</i>	Time Issued :	Chief Timekeeper - Terry Stevens <i>[Signature]</i>
---------------------------------------	---------------	--

THESE RESULTS REMAIN PROVISIONAL FOR A MINIMUM OF 30 MINUTES FROM THE TIME OF ISSUE AND UNTIL ALL JUDICIAL AND TECHNICAL MATTERS HAVE BEEN SETTLED.

Results produced on HS Sports Timing and Results Systems. Results online at www.750MC.co.uk



Provisional Results - Race 13

750MC Formula Vee Championship

Pl	No	Cl	Name	Car	Laps	Time	Behind	MPH	Best Lap on	MPH
1	3		Martin FARMER	GAC	13	14:06.00		80.54	1:04.09	7 81.78
2	10		Peter BELSEY	Spyder MK2	13	14:11.82	5.62	80.01	1:04.44	7 81.34
3	33		Ben ANDERSON	GAC 1	13	14:15.29	9.29	79.67	1:03.77	8 82.20
4	62		David HEAVEY	Leystone JH004	13	14:22.15	16.15	79.04	1:04.73	3 80.98
5	14		Stephen GLASSWELL	Storm	13	14:34.44	28.44	77.93	1:05.24	11 80.34
6	5		Declan McDONNELL	GAC 03	13	14:36.61	30.61	77.73	1:05.41	10 80.13
7	6		Dave HODKIN	AHS Dominator	13	14:46.25	40.25	76.89	1:05.14	2 80.47
8	52	B	Dan BRIGHAM	Sheane	13	14:48.19	42.19	76.72	1:06.97	3 78.27
9	23	B	Ian JORDAN	Sheane	13	14:52.20	46.20	76.37	1:05.88	10 79.56
10	77		Matthew PERKS	GAC	13	14:54.75	48.75	76.16	1:07.21	7 77.99
11	27		Alan ROBINSON	AHS Dominator	13	14:55.04	49.04	76.13	1:06.90	12 78.35
12	67		Alan SWAIN	GAC	13	15:01.27	55.27	75.61	1:07.60	8 77.54
13	74	B	Jamas CONYERS	Leystone	13	15:13.84	1:07.84	74.57	1:08.22	8 76.83
14	44		Andrew PERKS	GAC	12	14:27.47	1 Lap	72.51	1:09.72	10 75.18
15	26		Peter ANDREWS	Sheane Mk2	12	14:28.99	1 Lap	72.38	1:10.45	6 74.40
Not-Classified										
13			Steve OUGH	AHS Dominator	9	10:28.81	DNF	75.02	1:06.19	5 79.19
18			Tim PROBERT	Storm SF1	8	9:08.76	DNF	76.41	1:07.03	4 78.20
50	I		Ken ELLIOTT	Leystone Bowles	1	1:16.72	DNF	68.32	1:16.72	1 68.32
99			Gethin JONES	Storm SG09	1	1:17.19	DNF	67.91	1:17.19	1 67.91
Non-Starters										
30			Ashley SUTTON	Storm 2007						
8			Paul TAYLOR	GAC						
Fastest Lap										
33			Ben ANDERSON	GAC 1				1:03.77	8	82.20
23	B		Ian JORDAN	Sheane				1:05.88	10	79.56
50	I		Ken ELLIOTT	Leystone Bowles				1:16.72	1	68.32

No 5 & 33 - includes 10 second jump start penalty

Weather / Track: Bright / Dry

Start Time : 14:47

Pembrey

01 Aug 10 15:03

Clark of Course : 	Time Issued : 15:24	Chief Timekeeper : Terry Stevens 
--	---------------------	--

THESE RESULTS REMAIN PROVISIONAL FOR A MINIMUM OF 30 MINUTES FROM THE TIME OF ISSUE AND UNTIL ALL JUDICIAL AND TECHNICAL MATTERS HAVE BEEN SETTLED

Results produced on HS Sports Timing and Results Systems. Results online at www.750MC.co.uk



Provisional Results - Race 14

750MC Formula 4 Championship

Pl	No	Cl	Name	Car	Laps	Time	Behind	MPH	Best Lap on	MPH
1	7	A	Robble WATTS	Van Dieman Raw 09	15	14:48.53		88.49	57.69	9 90.86
2	6	A	Malcolm SCOTT	Van Diemen RF00	15	14:50.96	2.43	88.25	58.03	14 90.33
3	31	A	Erwin SMIECH	Van Dieman RM06	15	14:59.20	10.67	87.44	58.61	7 89.43
4	5	A	Bryn TOOTELL	Van Diemen RF06/09	15	15:08.17	19.64	86.57	58.01	14 90.36
5	76	A	Jennifer SCOTT	Van Diemen RF99	15	15:11.11	22.58	86.29	59.31	11 88.38
6	4	A	Andrew MINNETT	Van Diemen RF99	15	15:12.02	23.49	86.21	59.45	4 88.17
7	79	A	Oliver SIRRELL	Van Diemen RF97	15	15:17.23	28.70	85.72	59.11	14 88.68
8	26	C	Matt HAYES/** TXP stopped working	Jamun M97Z	15	15:42.08	53.55	83.46	1:01.69	14 84.97
9	21	B	Clive YORATH	Reynard SF84	14	15:04.51	1 Lap	81.13	1:02.36	14 84.05
10	83	C	Paul PRESGRAVES	Van Diemen RF98	14	15:07.90	1 Lap	80.83	1:03.21	13 82.92
11	27	A	Mike WEBBER	Magnum F4A	14	15:37.25	1 Lap	78.30	1:04.16	6 81.70
12	40	A2	David WOODSWORTH-DALE	Revelation 2009	13	14:54.79	2 Laps	76.15	1:07.10	6 78.12

Fastest Lap



7	A	Robbie WATTS	Van Dieman Raw 09	57.69	9	90.86	Rec
26	C	Matt HAYES/** TXP stopped working	Jamun M97Z	1:01.69	14	84.97	Rec
21	B	Clive YORATH	Reynard SF84	1:02.36	14	84.05	
40	A2	David WOODSWORTH-DALE	Revelation 2009	1:07.10	6	78.12	Rec

Weather / Track: Bright / Dry

Start Time : 15:10

Pembrey

01 Aug 10 15:26

Clerk of Course : 	Time Issued : 15:32	Chief Timekeeper : Terry Stevens 
--	---------------------	--

THESE RESULTS REMAIN PROVISIONAL FOR A MINIMUM OF 30 MINUTES FROM THE TIME OF ISSUE AND UNTIL ALL JUDICIAL AND TECHNICAL MATTERS HAVE BEEN SETTLED

Results produced on HS Sports Timing and Results Systems. Results online at www.750MC.co.uk



Provisional Results - Race 15 - Final 2

Demon Tweeks / Yokohama Stock Hatch Championship

Pl	No	Cl	Name	Car	Laps	Time	Behind	MPH	Best Lap on	MPH
1	96		Joe FERGUSON	Citroen Saxo VTR	12	14:06.15		74.34	1:09.64	3 75.27
2	92		Patrick FLETCHER	Citroen Saxo VTR	12	14:08.64	2.49	74.12	1:09.90	2 74.99
3	21		Wayne HARRIS	Citroen Saxo VTR	12	14:11.38	5.23	73.88	1:09.95	2 74.93
4	20		Andrew FOLEY	Citroen Saxo VTR	12	14:14.13	7.98	73.64	1:10.08	5 74.79
5	1		Jeff HUMPHRIES	Peugeot 106 Rallye	12	14:14.50	8.35	73.61	1:10.15	5 74.72
6	91		Jon MAYBIN	Citroen C2	12	14:14.67	8.52	73.59	1:10.12	7 74.75
7	8		Shaun HAGEN	Citroen Saxo VTR	12	14:15.21	9.06	73.55	1:10.06	9 74.82
8	51		Matt DIGBY	Citroen Saxo VTR	12	14:15.91	9.76	73.49	1:10.26	5 74.60
9	66		Josh COOK	Citroen Saxo VTR	12	14:23.63	17.48	72.83	1:10.63	5 74.21
10	10		Jake FARNDON	Citroen Saxo VTR	12	14:26.82	20.67	72.56	1:10.48	5 74.37
11	14		Tom MOLYNEUX	Peugeot 106 Rally	12	14:28.83	22.68	72.40	1:11.23	6 73.59
12	101		Robbie BOON	Citroen Saxo VTR	12	14:29.11	22.96	72.37	1:10.80	12 74.03
13	55		Rory COOPER	Citroen Saxo VTR	12	14:34.99	28.84	71.89	1:11.05	5 73.77
14	53		Andrew TSANG	Peugeot 106 XSi	12	14:37.70	31.55	71.66	1:11.48	4 73.33
15	42	B	Lee SCOTT	Ford Fiesta XR2i	12	14:40.20	34.05	71.46	1:11.80	6 73.00
16	84		Adam STOKES	Peugeot 106 XSi	12	14:41.09	34.94	71.39	1:11.70	6 73.10
17	46		Liam SARGENT	Peugeot 106 XSi	12	14:42.09	35.94	71.31	1:11.72	6 73.08
18	47		Will SARGENT	Peugeot 106 XSi	12	14:42.80	36.65	71.25	1:11.92	7 72.88
19	43		Terry BOTTING	Citroen Saxo VTR	12	14:44.53	38.38	71.11	1:11.86	10 72.94
20	54		Maurice HAYDEN	Citroen Saxo VTR	12	14:45.17	39.02	71.06	1:10.98	8 73.85
21	17		Amy BARKER	Citroen Saxo VTR	12	14:50.32	44.17	70.65	1:12.19	8 72.61
22	72		Jonathan WOOLLEY	Citroen Saxo VTR	12	14:50.42	44.27	70.64	1:11.53	9 73.28
23	81		Trevor GREGORY	Citroen Saxo VTR	12	14:50.48	44.33	70.64	1:12.13	5 72.67
24	82		Stuart WINDOW	Citroen Saxo VTR	12	14:50.62	44.47	70.62	1:11.91	8 72.89
25	4		Terry ROUGHTON	Citroen Saxo VTR	12	14:50.91	44.76	70.60	1:11.64	11 73.17
26	62		Daniel SPENCER	Citroen Saxo VTR	12	15:10.85	1:04.70	69.06	1:12.72	3 72.08

Not-Classified

37	B	Keith MORGAN	Suzuki Swift GTi	10	12:45.76	DNF	68.45	1:13.55	6 71.27
52		Steve NOBLE	Ford Sport KA	8	10:02.08	DNF	69.65	1:11.81	5 72.99
83		Chris MOHAN	Peugeot 106 XSi	8	10:15.37	DNF	68.14	1:13.26	5 71.55
58		Paul JARVIS	Citroen Saxo VTR	6	8:17.86	DNF	63.17	1:17.52	2 67.62
79	B	Andrew LIGHTFOOT	Ford Fiesta XR2	6	8:35.62	DNF	60.99	1:12.92	2 71.88
38	B	Sarah NIBLETT	Peugeot 205 GTi	5	6:47.07	DNF	64.38	1:15.84	2 69.11

Fastest Lap

96		Joe FERGUSON	Citroen Saxo VTR					1:09.64	3 75.27 Rec.
42	B	Lee SCOTT	Ford Fiesta XR2i					1:11.80	6 73.00

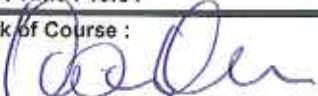

No 96 running with sealed gearbox

Weather / Track: Cloudy / Dry

Start Time : 15:34

Pembrey

01 Aug 10 15:50

Clerk of Course : 	Time Issued : 16:02	Chief Timekeeper : Terry Stevens 
---	---------------------	--

THESE RESULTS REMAIN PROVISIONAL FOR A MINIMUM OF 30 MINUTES FROM THE TIME OF ISSUE AND UNTIL ALL JUDICIAL AND TECHNICAL MATTERS HAVE BEEN SETTLED

Results produced on HS Sports Timing and Results Systems. Results online at www.750MC.co.uk



Provisional Results - Race 17

AB Performance RGB Championship



Pl	No	Cl	Name	Car	Laps	Time	Behind	MPH	Best Lap on	MPH
1	12	A	Paul ROGERS	Contour Cars RGB09	14	14:43.93		83.02	1:01.64	4 85.04
2	2	A	John CUTMORE	Spire GTR	14	14:57.34	13.41	81.78	1:02.81	6 83.45
3	21	B	Mathew GREEN	Spire GTR	14	14:58.04	14.11	81.71	1:03.08	8 83.09
4	5	B	Derek JONES	Fisher Fury	14	15:01.65	17.72	81.39	1:02.84	10 83.41
5	28	A	Gary GOODYEAR	Raw Fulcrum	14	15:05.17	21.24	81.07	1:03.06	8 83.12
6	32	B	Lee BAVERSTOCK	STM/Rainbird Phoenix	14	15:05.70	21.77	81.02	1:03.00	8 83.20
7	50	B	Tim HOVERD	Fisher Fury	14	15:06.11	22.18	80.99	1:02.73	10 83.56
8	7	A	Doug CARTER	Genesis Evo	14	15:16.70	32.77	80.05	1:03.97	9 81.94
9	33	A	Bob MORTIMER	Fisher Fury	14	15:17.07	33.14	80.02	1:03.84	10 82.11
10	3	C	Alastair BOULTON	Stuart Taylor Phoenix	14	15:17.25	33.32	80.00	1:04.31	14 81.51
11	63	C	Colin CHAPMAN	Fisher Fury	14	15:28.53	44.60	79.03	1:04.83	8 80.85
12	68	B	Adrian MOORE	Genesis Evo	14	15:40.53	56.60	78.02	1:04.44	7 81.34
13	15	C	Austen GREENWAY	Fisher Fury Fireblade	14	15:40.99	57.06	77.98	1:04.88	4 80.79
14	22	C	Ben BUTLER	Westfield SE	14	15:47.64	1:03.71	77.44	1:04.33	8 81.48
15	77	C	Phil ALCOCK	Pulsar Blade	13	14:53.53	1 Lap	76.26	1:04.01	8 81.89
16	44	B	Judi DERISLEY	Fisher Fury	13	15:26.58	1 Lap	73.54	1:07.76	4 77.36
Not-Classified										
65	B	Duncan MARSHALL	STM Phoenix	5	6:22.33	DNF	68.55	1:03.96	4 81.95	
49	B	Tony GAUNT	Wolfe ZXR	1	1:27.31	DNF	60.03	1:27.31	1 60.03	
Non-Starters										
18	C	Robert GRANT	Fisher Fury							
26	B	Andrew GRANT	Fisher Fury 04							
34	B	Mark SAMMLAND	Fisher Fury							
Fastest Lap										
12	A	Paul ROGERS	Contour Cars RGB09					1:01.64	4 85.04	
50	B	Tim HOVERD	Fisher Fury					1:02.73	10 83.56	
77	C	Phil ALCOCK	Pulsar Blade					1:04.01	8 81.89	

Weather / Track: Cloudy / Dry

Start Time : 16:00

Pembrey

01 Aug 10 16:17

Clerk of Course : 	Time Issued : 16:21	Chief Timekeeper : Terry Stevens 
--	---------------------	--

THESE RESULTS REMAIN PROVISIONAL FOR A MINIMUM OF 30 MINUTES FROM THE TIME OF ISSUE AND UNTIL ALL JUDICIAL AND TECHNICAL MATTERS HAVE BEEN SETTLED

Results produced on HS Sports Timing and Results Systems. Results online at www.750MC.co.uk



Provisional Results - Race 18

Polleysport / Yokohama SAXMAX Championship

Pl	No	Cl	Name	Car	Laps	Time	Behind	MPH	Best Lap on	MPH
1	13		Chris WARBURTON	Citroen Saxo VTR	12	14:32.89		72.06	1:11.81	4 72.99
2	95		Myles COLLINS	Citroen Saxo VTR	12	14:37.55	4.66	71.68	1:12.11	4 72.69
3	10		Scott MOAKES	Citroen Saxo VTR	12	14:38.33	5.44	71.61	1:12.06	10 72.74
4	54		Anthony WHORTON-EALES	Citroen Saxo VTR	12	14:39.57	6.68	71.51	1:12.03	5 72.77
5	18		Jordan WILLSON	Citroen Saxo VTR	12	14:39.78	6.89	71.49	1:12.25	11 72.55
6	89		Shane STONEY	Citroen Saxo VTR	12	14:39.91	7.02	71.48	1:11.82	9 72.98
7	96		Shaun CLAY	Citroen Saxo VTR	12	14:43.43	10.54	71.20	1:12.17	5 72.63
8	4		Aaron TRIGWELL	Citroen Saxo VTR	12	14:44.02	11.13	71.15	1:12.34	8 72.46
9	15		Ashley DIBDEN	Citroen Saxo VTR	12	14:54.96	22.07	70.28	1:12.92	2 71.88
10	81		Henry GILBERT	Citroen Saxo VTR	12	14:55.15	22.26	70.27	1:13.03	7 71.77
11	17		William DAVISON	Citroen Saxo VTR	12	14:55.32	22.43	70.25	1:12.86	6 71.94
12	55		Jordan ANNELLS	Citroen Saxo VTR	12	14:56.34	23.45	70.17	1:12.94	5 71.86
13	22		William PLANT	Citroen Saxo VTR	11	15:25.76	1 Lap	62.28	1:12.47	2 72.33

Fastest Lap

13 Chris WARBURTON Citroen Saxo VTR 1:11.81 4 72.99 Rec

Weather / Track: Cloudy / Dry

Start Time : 16:21

Pembrey

01 Aug 10 16:37

Clerk of Course : <i>ASG</i> 16:41	Time Issued :	Chief Timekeeper : Terry Stevens
---------------------------------------	---------------	----------------------------------

THESE RESULTS REMAIN PROVISIONAL FOR A MINIMUM OF 30 MINUTES FROM THE TIME OF ISSUE AND UNTIL ALL JUDICIAL AND TECHNICAL MATTERS HAVE BEEN SETTLED

Results produced on HS Sports Timing and Results Systems. Results online at www.750MC.co.uk



Provisional Results - Race 19

750MC Formula 4 Championship



Pl	No	Cl	Name	Car	Laps	Time	Behind	MPH	Best Lap on	MPH
1	5	A	Bryn TOOTELL	Van Diemen RF06/09	15	14:39.33		89.41	57.53	3 91.11
2	7	A	Robbie WATTS	Van Dieman Raw 09	15	14:45.67	6.34	88.77	57.39	13 91.33
3	6	A	Malcolm SCOTT	Van Diemen RF00	15	15:01.99	22.66	87.17	57.71	7 90.83
4	79	A	Oliver SIRRELL	Van Diemen RF97	15	15:05.17	25.84	86.86	59.29	12 88.41
5	76	A	Jennifer SCOTT	Van Diemen RF99	15	15:05.82	26.49	86.80	58.86	12 89.05
6	26	C	Matt HAYES/** NO TXP **	Jamun M97Z	15	15:37.92	58.59	83.83	1:01.38	5 85.40
7	21	B	Clive YORATH	Reynard SF84	14	14:43.91	1 Lap	83.02	1:00.96	6 85.98
8	83	C	Paul PRESGRAVES	Van Diemen RF98	14	14:53.72	1 Lap	82.11	1:02.63	3 83.69
9	40	A2	David WOODSWORTH-DALE	Revelation 2009	14	15:37.32	1 Lap	78.29	1:05.21	13 80.38
Not-Classified										
	31	A	Erwin SMIECH	Van Dieman RM06	12	11:58.30	DNF	87.57	58.42	5 89.72
	4	A	Andrew MINNETT	Van Diemen RF99	10	11:12.85	DNF	77.90	59.48	3 88.12
Non-Starters										
	27	A	Mike WEBBER	Magnum F4A						
Fastest Lap										
	7	A	Robbie WATTS	Van Dieman Raw 09					57.39	13 91.33 Rec
	21	B	Clive YORATH	Reynard SF84					1:00.96	6 85.98 Rec
	26	C	Matt HAYES/** NO TXP **	Jamun M97Z					1:01.38	5 85.40 Rec
	40	A2	David WOODSWORTH-DALE	Revelation 2009					1:05.21	13 80.38 Rec

Weather / Track: Cloudy / Dry

Start Time : 16:45

Pembrey

01 Aug 10 17:01

Clerk of Course : 	Time Issued : 17.06	Chief Timekeeper : Terry Stevens 
--	---------------------	--

THESE RESULTS REMAIN PROVISIONAL FOR A MINIMUM OF 30 MINUTES FROM THE TIME OF ISSUE AND UNTIL ALL JUDICIAL AND TECHNICAL MATTERS HAVE BEEN SETTLED

Results produced on HS Sports Timing and Results Systems. Results online at www.750MC.co.uk



Provisional Results - Race 20 - Final 2

Demon Tweeks / Yokohama Locost Championship

Pl	No	Cl	Name	Car	Laps	Time	Behind	MPH	Best Lap on	MPH
1	4		Tom COLLER	Locost	12	14:27.46		72.51	1:11.10	7 73.72
2	6		Richard JENKINS	Locost	12	14:32.29	4.83	72.11	1:11.39	11 73.42
3	27		Alex VON EHRHEIM	Locost	12	14:32.34	4.88	72.10	1:10.73	6 74.11
4	88	T	Nicholas MORLEY	Locost	12	14:32.39	4.93	72.10	1:11.07	6 73.75
5	2		Scott MITTELL	Locost	12	14:32.42	4.96	72.10	1:10.78	10 74.05
6	11		Lynfel OWEN	Locost	12	14:32.84	5.38	72.06	1:10.97	3 73.86
7	3	T	Alastair GARRATT	Locost	12	14:40.91	13.45	71.40	1:11.29	11 73.53
8	8		James PINKERTON	Locost	12	14:40.96	13.50	71.40	1:11.37	7 73.44
9	77		Nick SELBY	Locost	12	14:41.12	13.66	71.39	1:11.45	3 73.36
10	16		Victoria PICKLES	Locost	12	14:41.50	14.04	71.35	1:11.76	6 73.04
11	71		Jason GIBBONS	Locost	12	14:48.98	21.52	70.75	1:11.87	6 72.93
12	40		Paul BRYANT	Locost	12	14:57.03	29.57	70.12	1:12.71	6 72.09
13	23		Rob MIDDLETON	Locost	12	14:57.36	29.90	70.09	1:12.94	7 71.86
14	33		Glenn BOYER	Locost	12	15:01.37	33.91	69.78	1:13.31	5 71.50
15	70		Sian STAFFORD	Locost	12	15:04.19	36.73	69.56	1:11.10	4 73.72
16	57		Mike LEAR	Locost	12	15:05.60	38.14	69.46	1:12.85	4 71.95
17	58	T	Anthony MAY	Locost	12	15:05.64	38.18	69.45	1:12.92	4 71.88
18	73		Rob APSEY	Locost	12	15:12.30	44.84	68.95	1:13.09	9 71.71
19	54		David MORROW	Locost	12	15:12.64	45.18	68.92	1:13.33	9 71.48
20	26	T	Ian MITTELL	Locost	12	15:15.27	47.81	68.72	1:13.79	5 71.03
21	21		David BERRY	Locost	12	15:17.44	49.98	68.56	1:14.44	9 70.41
22	67		Ernie GUSHLOW	Locost	12	15:17.77	50.31	68.53	1:12.99	5 71.81
23	25		Lee MIDDLETON	Locost	12	15:33.29	1:05.83	67.40	1:14.13	4 70.71
24	61	T	Chris SELLARS	Locost	12	15:34.50	1:07.04	67.31	1:14.96	4 69.93
25	36		Trevor FAUNCH	Locost	11	14:28.76	1 Lap	66.37	1:15.78	4 69.17
26	63		James MILLMAN	Locost	11	14:40.75	1 Lap	65.46	1:14.17	7 70.67
27	35		Sean GRAHAM	Locost	11	14:54.18	1 Lap	64.48	1:18.61	2 66.68
28	29		Robert KERKHOVEN	Locost	11	15:17.65	1 Lap	62.83	1:13.35	5 71.46
29	41		Keith MALPUS	Locost	10	15:37.62	2 Laps	55.90	1:28.61	6 59.15

Not-Classified

60	T	Richard BRADLEY	Locost	11	13:51.11	DNF	69.37	1:12.52	5	72.28
----	---	-----------------	--------	----	----------	-----	-------	---------	---	-------

Non-Starters

37		Barry STUART	Locost
56	T	Patrick DUDLEY	Locost

Fastest Lap

27		Alex VON EHRHEIM	Locost					1:10.73	6	74.11
88	T	Nicholas MORLEY	Locost					1:11.07	6	73.75

Weather / Track: Cloudy / Dry

Start Time : 17:10

Pembrey

01 Aug 10 17:27

Clerk of Course :	Time Issued : 17:45	Chief Timekeeper : Terry Stevens
-------------------	---------------------	----------------------------------

THESE RESULTS REMAIN PROVISIONAL FOR A MINIMUM OF 30 MINUTES FROM THE TIME OF ISSUE AND UNTIL ALL JUDICIAL AND TECHNICAL MATTERS HAVE BEEN SETTLED

Results produced on HS Sports Timing and Results Systems. Results online at www.750MC.co.uk