



Qualifying 4

| Pl | No | Cl | Name | Car | Laps | Time on Lap | Behind | MPH |
|----|----|-----|-----------------|---------------------|------|-------------|---------|-------|
| 1 | 88 | | Richard WEBB | Spire RGBR | 7 | 2:00.26 | 6 | 88.88 |
| 2 | 14 | | Paul SMITH | Mittell SSRD MC-53 | 7 | 2:02.26 | 7 2.00 | 87.42 |
| 3 | 8 | | Dan CLOWES | Mittell MC-53 | 7 | 2:04.26 | 7 4.00 | 86.02 |
| 4 | 63 | | Colin CHAPMAN | Spire GT320S | 7 | 2:04.41 | 6 4.15 | 85.91 |
| 5 | 72 | | Jonathan MCGILL | Spire GT3 | 7 | 2:05.77 | 7 5.51 | 84.98 |
| 6 | 21 | | Phil HUTCHINS | Mittell MC-53 | 7 | 2:08.26 | 6 8.00 | 83.33 |
| 7 | 66 | INV | John CUTMORE | MK/Indy RLM Cup 200 | 7 | 2:09.05 | 6 8.79 | 82.82 |
| 8 | 44 | | Carl AUSTEN | Spire GT3S | 7 | 2:09.59 | 5 9.33 | 82.48 |
| 9 | 85 | INV | David WATSON | MK/Indy RLM Cup 200 | 6 | 2:10.07 | 4 9.81 | 82.17 |
| 10 | 9 | | Ian HUTCHINSON | Spire GT3 | 7 | 2:10.61 | 5 10.35 | 81.83 |
| 11 | 5 | | Ed COLLINGS | Spire GT3 | 6 | 2:11.53 | 5 11.27 | 81.26 |
| 12 | 34 | | Stephen DEAN | Spire GT3 | 7 | 2:13.24 | 6 12.98 | 80.22 |
| 13 | 43 | | Paul ROGERS | Spire GT3S | 1 | 2:21.98 | 1 21.72 | 75.28 |
| 14 | 33 | | Daniel ASHBY | Spire GT3 | 1 | 2:23.69 | 1 23.43 | 74.39 |

Exclusions

42 Alexander BAGNALL Spire GT3 Car Underweight

Not-Seen

71 James FOWLEY Spire GT3

Weather / Track:

Start Time : 10:07

Snetterton 300

01 Oct 22 11:21

| | | |
|-------------------|---------------|----------------------------------|
| Clerk of Course : | Time Issued : | Chief Timekeeper : Terry Stevens |
|-------------------|---------------|----------------------------------|

THESE RESULTS REMAIN PROVISIONAL FOR A MINIMUM OF 30 MINUTES FROM THE TIME OF ISSUE AND UNTIL ALL JUDICIAL AND TECHNICAL MATTERS HAVE BEEN SETTLED.



RLM Racing Sports 1000 Championship

LAP TIMES - Qualifying 4

| | | | | | | | | | | | |
|-----------|--------------------------|----------|----------|----------|----------|----------|----------|----------|----------|----------|-----------|
| 5 | Ed COLLINGS | | | | | | | | | | |
| | Lap | 1 | 2 | 3 | 4 | 5 | 6 | 7 | 8 | 9 | 10 |
| | 1 | 2:36.75 | 2:28.29 | 3:54.63 | 2:15.24 | 2:11.53 | 2:11.62 | | | | |
| 8 | Dan CLOWES | | | | | | | | | | |
| | Lap | 1 | 2 | 3 | 4 | 5 | 6 | 7 | 8 | 9 | 10 |
| | 1 | 2:24.64 | 2:09.96 | 2:16.06 | 2:08.15 | 2:05.68 | 2:06.85 | 2:04.26 | | | |
| 9 | Ian HUTCHINSON | | | | | | | | | | |
| | Lap | 1 | 2 | 3 | 4 | 5 | 6 | 7 | 8 | 9 | 10 |
| | 1 | 2:25.69 | 2:13.52 | 2:13.46 | 2:14.94 | 2:10.61 | 2:11.08 | 2:11.53 | | | |
| 14 | Paul SMITH | | | | | | | | | | |
| | Lap | 1 | 2 | 3 | 4 | 5 | 6 | 7 | 8 | 9 | 10 |
| | 1 | 2:22.61 | 2:13.42 | 2:07.43 | 2:05.77 | 2:04.29 | 2:02.34 | 2:02.26 | | | |
| 21 | Phil HUTCHINS | | | | | | | | | | |
| | Lap | 1 | 2 | 3 | 4 | 5 | 6 | 7 | 8 | 9 | 10 |
| | 1 | 2:31.25 | 2:14.89 | 2:21.67 | 2:11.60 | 2:11.83 | 2:08.26 | 2:08.56 | | | |
| 33 | Daniel ASHBY | | | | | | | | | | |
| | Lap | 1 | 2 | 3 | 4 | 5 | 6 | 7 | 8 | 9 | 10 |
| | 1 | 2:23.69 | | | | | | | | | |
| 34 | Stephen DEAN | | | | | | | | | | |
| | Lap | 1 | 2 | 3 | 4 | 5 | 6 | 7 | 8 | 9 | 10 |
| | 1 | 2:30.90 | 2:20.78 | 2:16.35 | 2:14.55 | 2:15.36 | 2:13.24 | 2:14.78 | | | |
| 42 | Alexander BAGNALL | | | | | | | | | | |
| | Lap | 1 | 2 | 3 | 4 | 5 | 6 | 7 | 8 | 9 | 10 |
| | 1 | 2:30.08 | 2:11.15 | 2:10.87 | 2:07.88 | 2:13.99 | 2:05.61 | 2:05.25 | | | |
| 43 | Paul ROGERS | | | | | | | | | | |
| | Lap | 1 | 2 | 3 | 4 | 5 | 6 | 7 | 8 | 9 | 10 |
| | 1 | 2:21.98 | | | | | | | | | |
| 44 | Carl AUSTEN | | | | | | | | | | |
| | Lap | 1 | 2 | 3 | 4 | 5 | 6 | 7 | 8 | 9 | 10 |
| | 1 | 2:26.46 | 2:13.21 | 2:09.79 | 2:11.72 | 2:09.59 | 2:09.99 | 2:10.57 | | | |
| 63 | Colin CHAPMAN | | | | | | | | | | |
| | Lap | 1 | 2 | 3 | 4 | 5 | 6 | 7 | 8 | 9 | 10 |
| | 1 | 2:25.25 | 2:08.08 | 2:07.89 | 2:11.91 | 2:05.52 | 2:04.41 | 2:05.32 | | | |
| 66 | John CUTMORE | | | | | | | | | | |
| | Lap | 1 | 2 | 3 | 4 | 5 | 6 | 7 | 8 | 9 | 10 |
| | 1 | 2:27.41 | 2:18.58 | 2:12.94 | 2:10.56 | 2:10.50 | 2:09.05 | 2:17.00 | | | |
| 72 | Jonathan McGILL | | | | | | | | | | |
| | Lap | 1 | 2 | 3 | 4 | 5 | 6 | 7 | 8 | 9 | 10 |
| | 1 | 2:25.42 | 2:12.34 | 2:14.64 | 2:10.46 | 2:08.45 | 2:18.68 | 2:05.77 | | | |

85 David WATSON

| Lap | 1 | 2 | 3 | 4 | 5 | 6 | 7 | 8 | 9 | 10 |
|-----|---------|---------|---------|---------|---------|---------|---|---|---|----|
| 1 | 2:27.89 | 2:17.37 | 2:12.90 | 2:10.07 | 3:20.31 | 2:15.62 | | | | |

88 Richard WEBB

| Lap | 1 | 2 | 3 | 4 | 5 | 6 | 7 | 8 | 9 | 10 |
|-----|---------|---------|---------|---------|---------|---------|---------|---|---|----|
| 1 | 2:19.09 | 2:06.83 | 2:05.10 | 2:02.98 | 2:01.49 | 2:00.26 | 2:02.65 | | | |

RACE GRID

Race 4

RLM Racing Sports 1000 Championship

42 +10s DELAY

| | | | | |
|-------|--|-------------------------------------|--------------------------------------|--------------------------------------|
| ROW 8 | | 42 +10s Alexander BAGNALL | | |
| | | 15 | | 16 |
| ROW 7 | 33 - Daniel ASHBY | | 43 - Paul ROGERS | |
| | 13 | | 14 | |
| ROW 6 | | 5 02:11.530 Ed COLLINGS | | 34 02:13.240 Stephen DEAN |
| | | 11 | | 12 |
| ROW 5 | 85 02:10.070 David WATSON | | 9 02:10.610 Ian HUTCHINSON | |
| | 9 | | 10 | |
| ROW 4 | | 66 02:09.050 John CUTMORE | | 44 02:09.590 Carl AUSTEN |
| | | 7 | | 8 |
| ROW 3 | 72 02:05.770 Jonathan McGILL | | 21 02:08.260 Phil HUTCHINS | |
| | 5 | | 6 | |
| ROW 2 | | 8 02:04.260 Dan CLOWES | | 63 02:04.410 Colin CHAPMAN |
| | | 3 | | 4 |
| ROW 1 | 88 02:00.260 Richard WEBB | | 14 02:02.260 Paul SMITH | |
| | 1 | | 2 | |

POLE

42 +10s DELAY



Provisional Results - Race 4

| Pl | No | Cl | Name | Car | Laps | Time | Behind | MPH | Best Lap on | MPH |
|----|----|-----|-------------------|---------------------|------|----------|---------|-------|-------------|---------|
| 1 | 88 | | Richard WEBB | Spire RGBR | 6 | 12:04.99 | | 88.46 | 1:59.33 | 5 89.57 |
| 2 | 14 | | Paul SMITH | Mittell SSRD MC-53 | 6 | 12:16.06 | 11.07 | 87.13 | 2:00.96 | 4 88.36 |
| 3 | 8 | | Dan CLOWES | Mittell MC-53 | 6 | 12:31.07 | 26.08 | 85.39 | 2:03.30 | 3 86.69 |
| 4 | 63 | | Colin CHAPMAN | Spire GT320S | 6 | 12:33.85 | 28.86 | 85.07 | 2:04.12 | 2 86.11 |
| 5 | 72 | | Jonathan MCGILL | Spire GT3 | 6 | 12:34.97 | 29.98 | 84.94 | 2:03.57 | 5 86.50 |
| 6 | 43 | | Paul ROGERS | Spire GT3S | 6 | 12:42.13 | 37.14 | 84.15 | 2:02.45 | 5 87.29 |
| 7 | 42 | | Alexander BAGNALL | Spire GT3 | 6 | 12:48.21 | 43.22 | 83.48 | 2:01.64 | 6 87.87 |
| 8 | 9 | | Ian HUTCHINSON | Spire GT3 | 6 | 13:00.75 | 55.76 | 82.14 | 2:06.73 | 5 84.34 |
| 9 | 66 | INV | John CUTMORE | MK/Indy RLM Cup 200 | 6 | 13:01.54 | 56.55 | 82.06 | 2:06.54 | 6 84.47 |
| 10 | 44 | | Carl AUSTEN | Spire GT3S | 6 | 13:11.44 | 1:06.45 | 81.03 | 2:05.15 | 2 85.40 |
| 11 | 34 | | Stephen DEAN | Spire GT3 | 6 | 13:17.84 | 1:12.85 | 80.38 | 2:09.87 | 4 82.30 |

Not-Classified

| | | | | | | | | | | |
|---|--|--|-------------|-----------|---|---------|-----|-------|---------|---------|
| 5 | | | Ed COLLINGS | Spire GT3 | 2 | 4:37.77 | DNF | 76.96 | 2:13.97 | 2 79.78 |
|---|--|--|-------------|-----------|---|---------|-----|-------|---------|---------|

Non-Starters

| | | | | | | | | | | |
|----|-----|--|---------------|---------------------|--|--|--|--|--|--|
| 21 | | | Phil HUTCHINS | Mittell MC-53 | | | | | | |
| 33 | | | Daniel ASHBY | Spire GT3 | | | | | | |
| 85 | INV | | David WATSON | MK/Indy RLM Cup 200 | | | | | | |

Fastest Lap

| | | | | | | | | | | |
|----|-----|--|--------------|---------------------|--|--|--|---------|---|-------|
| 88 | | | Richard WEBB | Spire RGBR | | | | 1:59.33 | 5 | 89.57 |
| 66 | INV | | John CUTMORE | MK/Indy RLM Cup 200 | | | | 2:06.54 | 6 | 84.47 |

Weather / Track:

Start Time : 14:20

Snetterton 300

01 Oct 22 15:23

| | | |
|-------------------|---------------|----------------------------------|
| Clerk of Course : | Time Issued : | Chief Timekeeper : Terry Stevens |
|-------------------|---------------|----------------------------------|

THESE RESULTS REMAIN PROVISIONAL FOR A MINIMUM OF 30 MINUTES FROM THE TIME OF ISSUE AND UNTIL ALL JUDICIAL AND TECHNICAL MATTERS HAVE BEEN SETTLED.



Lap Chart


RLM Racing Sports 1000 Championship - Race 4

| Lap 1 | | Lap 2 | | Lap 3 | | Lap 4 | | Lap 5 | | Lap 6 | | Lap 7 | | Lap 8 | | Lap 9 | | Lap 10 | |
|-------|---------|-------|---------|-------|---------|-------|---------|-------|----------|-------|----------|-------|------|-------|------|-------|------|--------|------|
| No | Time | No | Time | No | Time | No | Time | No | Time | No | Time | No | Time | No | Time | No | Time | No | Time |
| 88 | 2:07.09 | 88 | 4:06.71 | 88 | 6:06.09 | 88 | 8:06.17 | 88 | 10:05.50 | 88 | 12:04.99 | | | | | | | | |
| 14 | 2:08.53 | 14 | 4:10.25 | 14 | 6:11.66 | 14 | 8:12.62 | 14 | 10:13.79 | 14 | 12:16.06 | | | | | | | | |
| 63 | 2:10.61 | 63 | 4:14.73 | 63 | 6:19.14 | 63 | 8:23.46 | 8 | 10:27.48 | 8 | 12:31.07 | | | | | | | | |
| 8 | 2:12.59 | 8 | 4:16.64 | 8 | 6:19.94 | 8 | 8:23.85 | 63 | 10:29.29 | 63 | 12:33.85 | | | | | | | | |
| 72 | 2:14.44 | 72 | 4:19.41 | 72 | 6:23.43 | 72 | 8:27.35 | 72 | 10:30.92 | 72 | 12:34.97 | | | | | | | | |
| 9 | 2:20.08 | 9 | 4:29.57 | 43 | 6:33.16 | 43 | 8:35.98 | 43 | 10:38.43 | 43 | 12:42.13 | | | | | | | | |
| 66 | 2:22.34 | 43 | 4:29.70 | 9 | 6:38.04 | 42 | 8:43.70 | 42 | 10:46.57 | 42 | 12:48.21 | | | | | | | | |
| 34 | 2:23.38 | 66 | 4:31.45 | 66 | 6:40.05 | 9 | 8:46.88 | 9 | 10:53.61 | 9 | 13:00.75 | | | | | | | | |
| 5 | 2:23.80 | 34 | 4:34.89 | 42 | 6:40.06 | 66 | 8:47.97 | 66 | 10:55.00 | 66 | 13:01.54 | | | | | | | | |
| 43 | 2:26.07 | 42 | 4:35.44 | 34 | 6:45.65 | 34 | 8:55.52 | 44 | 11:03.04 | 44 | 13:11.44 | | | | | | | | |
| 42 | 2:29.25 | 5 | 4:37.77 | 44 | 6:48.21 | 44 | 8:55.62 | 34 | 11:06.80 | 34 | 13:17.84 | | | | | | | | |
| 44 | 2:35.86 | 44 | 4:41.01 | | | | | | | | | | | | | | | | |


RLM Racing Sports 1000 Championship

LAP TIMES - Race 4

| | | | | | | | | | | | |
|-----------|--------------------------|----------|----------|----------|----------|----------|----------|----------|----------|----------|-----------|
| 5 | Ed COLLINGS | | | | | | | | | | |
| | Lap | 1 | 2 | 3 | 4 | 5 | 6 | 7 | 8 | 9 | 10 |
| | 1 | 2:23.80 | 2:13.97 | | | | | | | | |
| 8 | Dan CLOWES | | | | | | | | | | |
| | Lap | 1 | 2 | 3 | 4 | 5 | 6 | 7 | 8 | 9 | 10 |
| | 1 | 2:12.59 | 2:04.05 | 2:03.30 | 2:03.91 | 2:03.63 | 2:03.59 | | | | |
| 9 | Ian HUTCHINSON | | | | | | | | | | |
| | Lap | 1 | 2 | 3 | 4 | 5 | 6 | 7 | 8 | 9 | 10 |
| | 1 | 2:20.08 | 2:09.49 | 2:08.47 | 2:08.84 | 2:06.73 | 2:07.14 | | | | |
| 14 | Paul SMITH | | | | | | | | | | |
| | Lap | 1 | 2 | 3 | 4 | 5 | 6 | 7 | 8 | 9 | 10 |
| | 1 | 2:08.53 | 2:01.72 | 2:01.41 | 2:00.96 | 2:01.17 | 2:02.27 | | | | |
| 34 | Stephen DEAN | | | | | | | | | | |
| | Lap | 1 | 2 | 3 | 4 | 5 | 6 | 7 | 8 | 9 | 10 |
| | 1 | 2:23.38 | 2:11.51 | 2:10.76 | 2:09.87 | 2:11.28 | 2:11.04 | | | | |
| 42 | Alexander BAGNALL | | | | | | | | | | |
| | Lap | 1 | 2 | 3 | 4 | 5 | 6 | 7 | 8 | 9 | 10 |
| | 1 | 2:29.25 | 2:06.19 | 2:04.62 | 2:03.64 | 2:02.87 | 2:01.64 | | | | |
| 43 | Paul ROGERS | | | | | | | | | | |
| | Lap | 1 | 2 | 3 | 4 | 5 | 6 | 7 | 8 | 9 | 10 |
| | 1 | 2:26.07 | 2:03.63 | 2:03.46 | 2:02.82 | 2:02.45 | 2:03.70 | | | | |
| 44 | Carl AUSTEN | | | | | | | | | | |
| | Lap | 1 | 2 | 3 | 4 | 5 | 6 | 7 | 8 | 9 | 10 |
| | 1 | 2:35.86 | 2:05.15 | 2:07.20 | 2:07.41 | 2:07.42 | 2:08.40 | | | | |
| 63 | Colin CHAPMAN | | | | | | | | | | |
| | Lap | 1 | 2 | 3 | 4 | 5 | 6 | 7 | 8 | 9 | 10 |
| | 1 | 2:10.61 | 2:04.12 | 2:04.41 | 2:04.32 | 2:05.83 | 2:04.56 | | | | |
| 66 | John CUTMORE | | | | | | | | | | |
| | Lap | 1 | 2 | 3 | 4 | 5 | 6 | 7 | 8 | 9 | 10 |
| | 1 | 2:22.34 | 2:09.11 | 2:08.60 | 2:07.92 | 2:07.03 | 2:06.54 | | | | |
| 72 | Jonathan MCGILL | | | | | | | | | | |
| | Lap | 1 | 2 | 3 | 4 | 5 | 6 | 7 | 8 | 9 | 10 |
| | 1 | 2:14.44 | 2:04.97 | 2:04.02 | 2:03.92 | 2:03.57 | 2:04.05 | | | | |
| 88 | Richard WEBB | | | | | | | | | | |
| | Lap | 1 | 2 | 3 | 4 | 5 | 6 | 7 | 8 | 9 | 10 |
| | 1 | 2:07.09 | 1:59.62 | 1:59.38 | 2:00.08 | 1:59.33 | 1:59.49 | | | | |



RACE GRID



Race 15

RLM Racing Sports 1000 Championship

ROW 8

33 Daniel ASHBY

15

16

ROW 7

21 Phil HUTCHINS

13

85 David WATSON

14

ROW 6

34 02:09.870
Stephen DEAN

11

5 02:13.970
Ed COLLINGS

12

ROW 5

66 02:06.540
John CUTMORE

9

9 02:06.730
Ian HUTCHINSON

10

ROW 4

63 02:04.120
Colin CHAPMAN

7

44 02:05.150
Carl AUSTEN

8

ROW 3

8 02:03.300
Dan CLOWES

5

72 02:03.570
Jonathan McGILL

6

ROW 2

42 02:01.640
Alexander BAGNALL

3

43 02:02.450
Paul ROGERS

4

ROW 1


88 01:59.330
Richard WEBB

1

14 02:00.960
Paul SMITH

2

POLE





Provisional Results - Race 15

| Pl | No | Cl | Name | Car | Laps | Time | Behind | MPH | Best Lap on | MPH |
|-----------------------|----|-----|-------------------|---------------------|------|----------|---------|---------|-------------|----------|
| 1 | 88 | | Richard WEBB | Spire RGBR | 10 | 20:01.47 | | 88.96 | 1:58.65 | 6 90.08 |
| 2 | 14 | | Paul SMITH | Mittell SSRD MC-53 | 10 | 20:19.83 | 18.36 | 87.62 | 1:59.50 | 4 89.44 |
| 3 | 43 | | Paul ROGERS | Spire GT3S | 10 | 20:28.90 | 27.43 | 86.98 | 2:01.45 | 9 88.01 |
| 4 | 8 | | Dan CLOWES | Mittell MC-53 | 10 | 20:30.58 | 29.11 | 86.86 | 2:01.09 | 7 88.27 |
| 5 | 42 | | Alexander BAGNALL | Spire GT3 | 10 | 20:30.74 | 29.27 | 86.85 | 2:00.75 | 8 88.52 |
| 6 | 63 | | Colin CHAPMAN | Spire GT320S | 10 | 20:40.54 | 39.07 | 86.16 | 2:02.12 | 9 87.52 |
| 7 | 72 | | Jonathan McGILL | Spire GT3 | 10 | 20:42.75 | 41.28 | 86.01 | 2:02.11 | 7 87.53 |
| 8 | 9 | | Ian HUTCHINSON | Spire GT3 | 10 | 21:20.58 | 1:19.11 | 83.47 | 2:04.81 | 2 85.64 |
| 9 | 66 | INV | John CUTMORE | MK/Indy RLM Cup 200 | 10 | 21:21.49 | 1:20.02 | 83.41 | 2:06.07 | 4 84.78 |
| 10 | 85 | INV | David WATSON | MK/Indy RLM Cup 200 | 10 | 21:21.67 | 1:20.20 | 83.39 | 2:05.37 | 10 85.25 |
| 11 | 34 | | Stephen DEAN | Spire GT3 | 10 | 21:40.25 | 1:38.78 | 82.20 | 2:07.85 | 5 83.60 |
| Not-Classified | | | | | | | | | | |
| | 44 | | Carl AUSTEN | Spire GT3S | 7 | 14:52.76 | DNF | 83.81 | 2:04.06 | 2 86.16 |
| Non-Starters | | | | | | | | | | |
| | 21 | | Phil HUTCHINS | Mittell MC-53 | | | | | | |
| | 33 | | Daniel ASHBY | Spire GT3 | | | | | | |
| | 5 | | Ed COLLINGS | Spire GT3 | | | | | | |
| Fastest Lap | | | | | | | | | | |
| | 88 | | Richard WEBB | Spire RGBR | | | | 1:58.65 | 6 | 90.08 |
| | 85 | INV | David WATSON | MK/Indy RLM Cup 200 | | | | 2:05.37 | 10 | 85.25 |

Weather / Track:

Start Time : 11:51

Snetterton 300

02 Oct 22 12:32

| | | |
|-------------------|---------------|----------------------------------|
| Clerk of Course : | Time Issued : | Chief Timekeeper : Terry Stevens |
|-------------------|---------------|----------------------------------|

THESE RESULTS REMAIN PROVISIONAL FOR A MINIMUM OF 30 MINUTES FROM THE TIME OF ISSUE AND UNTIL ALL JUDICIAL AND TECHNICAL MATTERS HAVE BEEN SETTLED.



Lap Chart

RLM Racing Sports 1000 Championship - Race 15

| Lap 1 | | Lap 2 | | Lap 3 | | Lap 4 | | Lap 5 | | Lap 6 | | Lap 7 | | Lap 8 | | Lap 9 | | Lap 10 | |
|-------|---------|-------|---------|-------|---------|-------|---------|-------|----------|-------|----------|-------|----------|-------|----------|-------|----------|--------|----------|
| No | Time | No | Time | No | Time | No | Time | No | Time | No | Time | No | Time | No | Time | No | Time | No | Time |
| 88 | 2:08.31 | 88 | 4:08.47 | 88 | 6:08.31 | 88 | 8:07.83 | 88 | 10:07.37 | 88 | 12:06.02 | 88 | 14:04.89 | 88 | 16:03.68 | 88 | 18:02.37 | 88 | 20:01.47 |
| 14 | 2:09.06 | 14 | 4:09.76 | 14 | 6:10.47 | 14 | 8:09.97 | 14 | 10:10.79 | 14 | 12:12.20 | 14 | 14:13.82 | 14 | 16:15.73 | 14 | 18:17.36 | 14 | 20:19.83 |
| 43 | 2:11.16 | 43 | 4:12.99 | 43 | 6:15.33 | 43 | 8:16.95 | 43 | 10:18.88 | 43 | 12:21.00 | 43 | 14:22.95 | 43 | 16:24.98 | 43 | 18:26.43 | 43 | 20:28.90 |
| 8 | 2:12.75 | 8 | 4:15.53 | 8 | 6:18.18 | 8 | 8:20.31 | 8 | 10:23.04 | 8 | 12:25.17 | 8 | 14:26.26 | 8 | 16:27.69 | 8 | 18:29.09 | 8 | 20:30.58 |
| 63 | 2:13.72 | 63 | 4:16.82 | 63 | 6:19.91 | 63 | 8:22.36 | 63 | 10:25.20 | 42 | 12:26.77 | 42 | 14:27.94 | 42 | 16:28.69 | 42 | 18:29.87 | 42 | 20:30.74 |
| 42 | 2:14.56 | 42 | 4:17.53 | 42 | 6:20.23 | 42 | 8:22.73 | 42 | 10:25.52 | 63 | 12:28.85 | 63 | 14:31.92 | 63 | 16:35.06 | 63 | 18:37.18 | 63 | 20:40.54 |
| 44 | 2:15.87 | 44 | 4:19.93 | 72 | 6:23.71 | 72 | 8:27.40 | 72 | 10:30.66 | 72 | 12:33.55 | 72 | 14:35.66 | 72 | 16:37.81 | 72 | 18:40.45 | 72 | 20:42.75 |
| 72 | 2:16.26 | 72 | 4:20.72 | 44 | 6:24.62 | 44 | 8:28.81 | 44 | 10:33.70 | 44 | 12:40.59 | 9 | 14:51.31 | 9 | 16:58.12 | 9 | 19:05.52 | 9 | 21:20.58 |
| 9 | 2:17.60 | 9 | 4:22.41 | 9 | 6:27.46 | 9 | 8:32.77 | 9 | 10:38.77 | 9 | 12:44.65 | 44 | 14:52.76 | 66 | 17:08.61 | 66 | 19:15.28 | 66 | 21:21.49 |
| 85 | 2:18.98 | 85 | 4:26.73 | 85 | 6:34.28 | 85 | 8:41.03 | 85 | 10:49.06 | 66 | 12:55.74 | 66 | 15:02.25 | 85 | 17:08.79 | 85 | 19:16.30 | 85 | 21:21.67 |
| 66 | 2:20.28 | 66 | 4:28.24 | 66 | 6:35.25 | 66 | 8:41.32 | 66 | 10:49.08 | 85 | 12:56.28 | 85 | 15:02.60 | 34 | 17:20.97 | 34 | 19:30.40 | 34 | 21:40.25 |
| 34 | 2:21.12 | 34 | 4:30.29 | 34 | 6:38.84 | 34 | 8:47.62 | 34 | 10:55.47 | 34 | 13:04.26 | 34 | 15:12.38 | | | | | | |

RLM Racing Sports 1000 Championship

LAP TIMES - Race 15

| | | | | | | | | | | | |
|------------|--------------------------|----------|----------|----------|----------|----------|----------|----------|----------|-----------|--|
| 8 | Dan CLOWES | | | | | | | | | | |
| Lap | 1 | 2 | 3 | 4 | 5 | 6 | 7 | 8 | 9 | 10 | |
| 1 | 2:12.75 | 2:02.78 | 2:02.65 | 2:02.13 | 2:02.73 | 2:02.13 | 2:01.09 | 2:01.43 | 2:01.40 | 2:01.49 | |
| 9 | Ian HUTCHINSON | | | | | | | | | | |
| Lap | 1 | 2 | 3 | 4 | 5 | 6 | 7 | 8 | 9 | 10 | |
| 1 | 2:17.60 | 2:04.81 | 2:05.05 | 2:05.31 | 2:06.00 | 2:05.88 | 2:06.66 | 2:06.81 | 2:07.40 | 2:15.06 | |
| 14 | Paul SMITH | | | | | | | | | | |
| Lap | 1 | 2 | 3 | 4 | 5 | 6 | 7 | 8 | 9 | 10 | |
| 1 | 2:09.06 | 2:00.70 | 2:00.71 | 1:59.50 | 2:00.82 | 2:01.41 | 2:01.62 | 2:01.91 | 2:01.63 | 2:02.47 | |
| 34 | Stephen DEAN | | | | | | | | | | |
| Lap | 1 | 2 | 3 | 4 | 5 | 6 | 7 | 8 | 9 | 10 | |
| 1 | 2:21.12 | 2:09.17 | 2:08.55 | 2:08.78 | 2:07.85 | 2:08.79 | 2:08.12 | 2:08.59 | 2:09.43 | 2:09.85 | |
| 42 | Alexander BAGNALL | | | | | | | | | | |
| Lap | 1 | 2 | 3 | 4 | 5 | 6 | 7 | 8 | 9 | 10 | |
| 1 | 2:14.56 | 2:02.97 | 2:02.70 | 2:02.50 | 2:02.79 | 2:01.25 | 2:01.17 | 2:00.75 | 2:01.18 | 2:00.87 | |
| 43 | Paul ROGERS | | | | | | | | | | |
| Lap | 1 | 2 | 3 | 4 | 5 | 6 | 7 | 8 | 9 | 10 | |
| 1 | 2:11.16 | 2:01.83 | 2:02.34 | 2:01.62 | 2:01.93 | 2:02.12 | 2:01.95 | 2:02.03 | 2:01.45 | 2:02.47 | |
| 44 | Carl AUSTEN | | | | | | | | | | |
| Lap | 1 | 2 | 3 | 4 | 5 | 6 | 7 | 8 | 9 | 10 | |
| 1 | 2:15.87 | 2:04.06 | 2:04.69 | 2:04.19 | 2:04.89 | 2:06.89 | 2:12.17 | | | | |
| 63 | Colin CHAPMAN | | | | | | | | | | |
| Lap | 1 | 2 | 3 | 4 | 5 | 6 | 7 | 8 | 9 | 10 | |
| 1 | 2:13.72 | 2:03.10 | 2:03.09 | 2:02.45 | 2:02.84 | 2:03.65 | 2:03.07 | 2:03.14 | 2:02.12 | 2:03.36 | |
| 66 | John CUTMORE | | | | | | | | | | |
| Lap | 1 | 2 | 3 | 4 | 5 | 6 | 7 | 8 | 9 | 10 | |
| 1 | 2:20.28 | 2:07.96 | 2:07.01 | 2:06.07 | 2:07.76 | 2:06.66 | 2:06.51 | 2:06.36 | 2:06.67 | 2:06.21 | |
| 72 | Jonathan MCGILL | | | | | | | | | | |
| Lap | 1 | 2 | 3 | 4 | 5 | 6 | 7 | 8 | 9 | 10 | |
| 1 | 2:16.26 | 2:04.46 | 2:02.99 | 2:03.69 | 2:03.26 | 2:02.89 | 2:02.11 | 2:02.15 | 2:02.64 | 2:02.30 | |
| 85 | David WATSON | | | | | | | | | | |
| Lap | 1 | 2 | 3 | 4 | 5 | 6 | 7 | 8 | 9 | 10 | |
| 1 | 2:18.98 | 2:07.75 | 2:07.55 | 2:06.75 | 2:08.03 | 2:07.22 | 2:06.32 | 2:06.19 | 2:07.51 | 2:05.37 | |
| 88 | Richard WEBB | | | | | | | | | | |
| Lap | 1 | 2 | 3 | 4 | 5 | 6 | 7 | 8 | 9 | 10 | |
| 1 | 2:08.31 | 2:00.16 | 1:59.84 | 1:59.52 | 1:59.54 | 1:58.65 | 1:58.87 | 1:58.79 | 1:58.69 | 1:59.10 | |