



P8 - Provisional Qualifying Times for Races 8 & 18

750MC AB Performance RGB Championship Class A & F

Pl	No	Cl	Name	Car	Laps	Time on Lap	Behind	MPH	
1	4	F	Austen GREENWAY	GM 1	7	1:57.61	7	66.94	
2	86	F	Stephen BELL	Sylva Striker	6	2:01.34	6	3.73	64.89
3	9	F	Colin SPICER	Fury Wildmoor	7	2:03.45	6	5.84	63.78
4	12	F	David WATSON	MNR Vortx	5	2:03.52	5	5.91	63.74
5	42	F	Paul RICKERS	STM Phoenix	7	2:03.80	7	6.19	63.60
6	7	F	James WALKER	STM Phoenix	6	2:04.84	6	7.23	63.07
7	13	F	Stephen MALYON	MNR Vortx RT	6	2:05.16	6	7.55	62.91
8	22	F	Robert GRANT	Sylva Phoenix	6	2:05.81	6	8.20	62.58
9	26	F	Martyn TURNER	MNR Super Vortx	2	2:06.01	2	8.40	62.48
10	89	A	Andy GRIMM	BDN S2	6	2:07.32	6	9.71	61.84
11	28	F	Rew CHAPPLE	RAW Striker	6	2:12.63	5	15.02	59.36

Not-Seen

34	F	Stephen DEAN	Fisher Fury
45	F	Andrew GRANT	Sylva Phoenix
52	F	Daniel BROMILOW	Fisher Fury

Weather / Track: Overcast / Wet

Start Time : 11:40

Cadwell Park

12 Oct 13 12:34

Clerk of Course :	Time Issued :	Chief Timekeeper : Terry Stevens
-------------------	---------------	----------------------------------


THESE RESULTS REMAIN PROVISIONAL FOR A MINIMUM OF 30 MINUTES FROM THE TIME OF ISSUE AND UNTIL ALL JUDICIAL AND TECHNICAL MATTERS HAVE BEEN SETTLED.

Results produced on HS Sports Timing and Results Systems. Results online at www.750MC.co.uk


750MC AB Performance RGB Championship Class A & F

LAP TIMES - P8 - Provisional Qualifying Times for Races 8 & 18

4	Austen GREENWAY									
Lap	1	2	3	4	5	6	7	8	9	10
1	2:02.55	2:00.62	1:59.42	38:59.99	2:11.68	2:00.00	1:57.61			
7	James WALKER									
Lap	1	2	3	4	5	6	7	8	9	10
1	2:13.56	2:10.53	40:27.64	2:15.16	2:07.19	2:04.84				
9	Colin SPICER									
Lap	1	2	3	4	5	6	7	8	9	10
1	2:12.20	2:05.97	2:05.64	38:57.70	2:34.72	2:03.45	2:03.96			
12	David WATSON									
Lap	1	2	3	4	5	6	7	8	9	10
1	2:11.65	42:30.90	2:17.01	2:06.21	2:03.52					
13	Stephen MALYON									
Lap	1	2	3	4	5	6	7	8	9	10
1	2:18.56	2:09.87	40:26.55	2:19.98	2:07.40	2:05.16				
22	Robert GRANT									
Lap	1	2	3	4	5	6	7	8	9	10
1	2:16.41	2:10.28	40:26.64	2:19.30	2:07.62	2:05.81				
26	Martyn TURNER									
Lap	1	2	3	4	5	6	7	8	9	10
1	2:10.16	2:06.01								
28	Rew CHAPPLE									
Lap	1	2	3	4	5	6	7	8	9	10
1	2:18.67	2:16.22	40:27.05	2:24.05	2:12.63	2:13.28				
42	Paul RICKERS									
Lap	1	2	3	4	5	6	7	8	9	10
1	2:12.69	2:06.02	2:05.75	38:56.69	2:18.58	2:05.06	2:03.80			
86	Stephen BELL									
Lap	1	2	3	4	5	6	7	8	9	10
1	2:18.13	2:06.13	40:46.63	2:14.87	2:04.25	2:01.34				
89	Andy GRIMM									
Lap	1	2	3	4	5	6	7	8	9	10
1	2:16.85	2:11.21	40:23.77	2:21.12	2:10.94	2:07.32				




RACE GRID



750MC AB Performance RGB Championship Class A & F

Race 8

ROW 6		28 02:12.630 Rew CHAPPLE	
ROW 5	89 02:07.320 Andy GRIMM		26 02:06.010 Martyn TURNER
ROW 4	22 02:05.810 Robert GRANT	13 02:05.160 Stephen MALYON	
ROW 3	7 02:04.840 James WALKER		42 02:03.800 Paul RICKERS
ROW 2	12 02:03.520 David WATSON	9 02:03.450 Colin SPICER	
ROW 1	86 02:01.340 Stephen BELL		4 01:57.610 Austen GREENWAY
POLE			





P8 - Provisional Qualifying Times for Races 8 & 18

750MC AB Performance RGB Championship Class A & F

2nd Best Times

Pl	No	Cl	Name	Car	Laps	2nd Best on Lap
1	4	F	Austen GREENWAY	GM 1	7	1:59.42 3
2	9	F	Colin SPICER	Fury Wildmoor	7	2:03.96 7
3	86	F	Stephen BELL	Sylva Striker	6	2:04.25 5
4	42	F	Paul RICKERS	STM Phoenix	7	2:05.06 6
5	12	F	David WATSON	MNR Vortex	5	2:06.21 4
6	7	F	James WALKER	STM Phoenix	6	2:07.19 5
7	13	F	Stephen MALYON	MNR Vortex RT	6	2:07.40 5
8	22	F	Robert GRANT	Sylva Phoenix	6	2:07.62 5
9	26	F	Martyn TURNER	MNR Super Vortex	2	2:10.16 1
10	89	A	Andy GRIMM	BDN S2	6	2:10.94 5
11	28	F	Rew CHAPPLE	RAW Striker	6	2:13.28 6

Not-Seen

34	F	Stephen DEAN	Fisher Fury
45	F	Andrew GRANT	Sylva Phoenix
52	F	Daniel BROMILOW	Fisher Fury

Weather / Track: Overcast / Wet

Start Time : 11:40

Cadwell Park

12 Oct 13 12:35


Clerk of Course :	Time Issued :	Chief Timekeeper : Terry Stevens
-------------------	---------------	----------------------------------

THESE RESULTS REMAIN PROVISIONAL FOR A MINIMUM OF 30 MINUTES FROM THE TIME OF ISSUE AND UNTIL ALL JUDICIAL AND TECHNICAL MATTERS HAVE BEEN SETTLED.

Results produced on HS Sports Timing and Results Systems. Results online at www.750MC.co.uk




RACE GRID



750MC AB Performance RGB Championship Class A & F

Race 18

ROW 6			28 02:13.280 Rew CHAPPLE	
ROW 5		89 02:10.940 Andy GRIMM		26 02:10.160 Martyn TURNER
ROW 4	22 02:07.620 Robert GRANT		13 02:07.400 Stephen MALYON	
ROW 3		7 02:07.190 James WALKER		12 02:06.210 David WATSON
ROW 2	42 02:05.060 Paul RICKERS		86 02:04.250 Stephen BELL	
ROW 1		9 02:03.960 Colin SPICER		4 01:59.420 Austen GREENWAY
POLE				





Provisional Results - Race 18

750MC AB Performance RGB Championship Class A & F

Pl	No	Cl	Name	Car	Laps	Time	Behind	MPH	Best Lap on	MPH
1	42	F	Paul RICKERS	STM Phoenix	9	15:11.63		77.73	1:37.64	7 80.63
2	86	F	Stephen BELL	Sylva Striker	9	15:17.81	6.18	77.20	1:39.84	4 78.86
3	4	F	Austen GREENWAY	GM 1	9	15:19.17	7.54	77.09	1:39.79	4 78.90
4	9	F	Colin SPICER	Fury Wildmoor	9	15:24.36	12.73	76.66	1:39.76	5 78.92
5	13	F	Stephen MALYON	MNR Vortx RT	9	15:24.53	12.90	76.64	1:38.93	7 79.58
6	7	F	James WALKER	STM Phoenix	9	16:27.70	1:16.07	71.74	1:42.57	2 76.76
<u>Not-Classified</u>										
12	F	David WATSON	MNR Vortx	6	10:17.25	DNF	76.53	1:39.44	5 79.18	
89	A	Andy GRIMM	BDN S2	2	3:38.70	DNF	72.00	1:43.19	2 76.30	
22	F	Robert GRANT	Sylva Phoenix	2	3:41.91	DNF	70.96	1:45.60	2 74.56	
<u>Non-Starters</u>										
26	F	Martyn TURNER	MNR Super Vortx							
28	F	Rew CHAPPLE	RAW Striker							
<u>Fastest Lap</u>										
42	F	Paul RICKERS	STM Phoenix					1:37.64	7 80.63	
89	A	Andy GRIMM	BDN S2					1:43.19	2 76.30	

Weather / Track: Overcast / Dry

Start Time : 16:02

Cadwell Park

13 Oct 13 16:19

Clerk of Course :	Time Issued :	Chief Timekeeper : Terry Stevens
-------------------	---------------	----------------------------------

THESE RESULTS REMAIN PROVISIONAL FOR A MINIMUM OF 30 MINUTES FROM THE TIME OF ISSUE AND UNTIL ALL JUDICIAL AND TECHNICAL MATTERS HAVE BEEN SETTLED.

Lap Chart

750MC AB Performance RGB Championship Class A & F - Race 18

Lap 1		Lap 2		Lap 3		Lap 4		Lap 5		Lap 6		Lap 7		Lap 8		Lap 9		Lap 10	
No	Time	No	Time	No	Time	No	Time	No	Time	No	Time	No	Time	No	Time	No	Time	No	Time
86	1:49.45	86	3:30.16	86	5:11.29	86	6:51.13	86	8:31.25	86	10:12.30	42	11:50.03	42	13:30.54	42	15:11.63		
9	1:50.37	4	3:30.41	4	5:11.53	4	6:51.32	4	8:31.38	42	10:12.39	4	11:53.42	86	13:36.77	86	15:17.81		
4	1:50.57	9	3:31.93	42	5:11.94	42	6:51.67	42	8:31.53	4	10:13.19	86	11:53.54	4	13:38.12	4	15:19.17		
42	1:50.85	42	3:32.12	9	5:12.92	9	6:53.25	9	8:33.01	9	10:13.66	9	11:54.31	9	13:40.20	9	15:24.36		
12	1:53.20	13	3:34.76	13	5:16.01	13	6:56.95	13	8:36.69	13	10:16.39	13	11:55.32	13	13:41.60	13	15:24.53		
13	1:54.12	12	3:35.43	12	5:17.00	12	6:57.69	12	8:37.13	12	10:17.25	7	12:38.67	7	14:31.99	7	16:27.70		
7	1:54.94	7	3:37.51	7	5:21.82	7	7:08.62	7	8:58.62	7	10:46.79								
89	1:55.51	89	3:38.70																
22	1:56.31	22	3:41.91																

750MC AB Performance RGB Championship Class A & F

LAP TIMES - Race 18

4	Austen GREENWAY										
	Lap	1	2	3	4	5	6	7	8	9	10
	1	1:47.87	1:39.84	1:41.12	1:39.79	1:40.06	1:41.81	1:40.23	1:44.70	1:41.05	

7	James WALKER										
	Lap	1	2	3	4	5	6	7	8	9	10
	1	1:50.91	1:42.57	1:44.31	1:46.80	1:50.00	1:48.17	1:51.88	1:53.32	1:55.71	

9	Colin SPICER										
	Lap	1	2	3	4	5	6	7	8	9	10
	1	1:47.81	1:41.56	1:40.99	1:40.33	1:39.76	1:40.65	1:40.65	1:45.89	1:44.16	

12	David WATSON										
	Lap	1	2	3	4	5	6	7	8	9	10
	1	1:53.20	1:42.23	1:41.57	1:40.69	1:39.44	1:40.12				

13	Stephen MALYON										
	Lap	1	2	3	4	5	6	7	8	9	10
	1	1:49.95	1:40.64	1:41.25	1:40.94	1:39.74	1:39.70	1:38.93	1:46.28	1:42.93	

22	Robert GRANT										
	Lap	1	2	3	4	5	6	7	8	9	10
	1	1:51.67	1:45.60								

42	Paul RICKERS										
	Lap	1	2	3	4	5	6	7	8	9	10
	1	1:47.80	1:41.27	1:39.82	1:39.73	1:39.86	1:40.86	1:37.64	1:40.51	1:41.09	

86	Stephen BELL										
	Lap	1	2	3	4	5	6	7	8	9	10
	1	1:46.43	1:40.71	1:41.13	1:39.84	1:40.12	1:41.05	1:41.24	1:43.23	1:41.04	

89	Andy GRIMM										
	Lap	1	2	3	4	5	6	7	8	9	10
	1	1:50.66	1:43.19								
