



BERNIE'S SPORTS RACING & V8s/ THE CALM ALL PORSCHE TROPHY

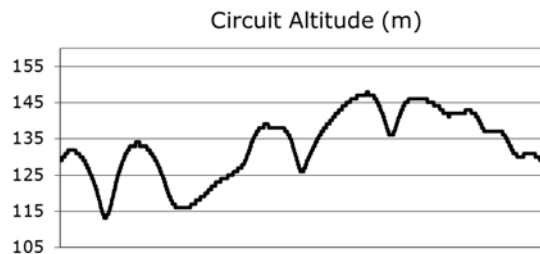
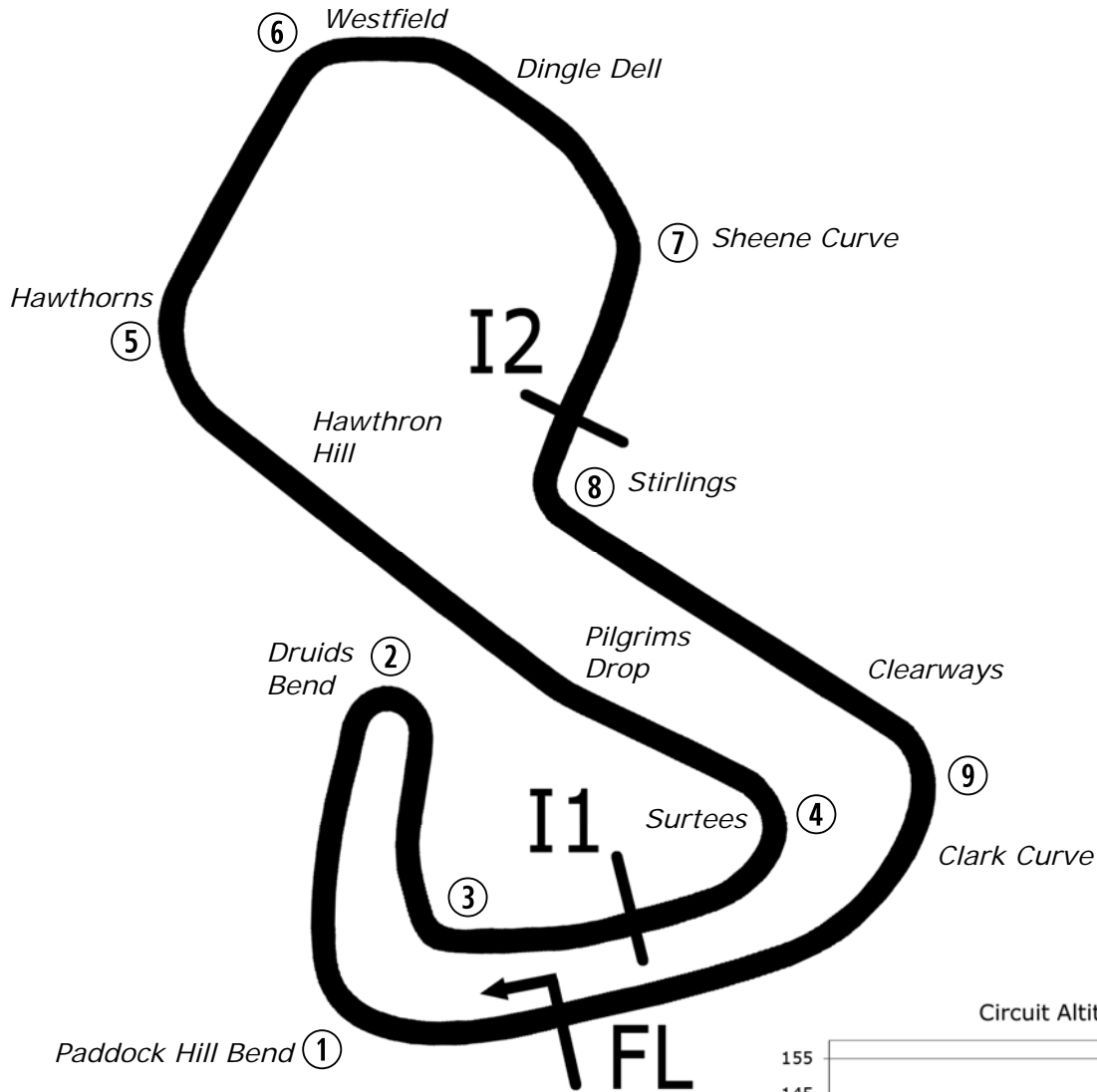
Brands Hatch GP Circuit

29th August 2020



Results Provided by Timing Solutions Ltd
www.tsl-timing.com

Brands Hatch GP



| | | | |
|---|--------------|------------|-----------|
| Length | 2.4332 miles | 3916.0 m | |
| FL | | 51.36032 N | 0.26032 E |
| I1 | 1116m | 51.35934 N | 0.25955 E |
| I2 | 2928m | 51.35532 N | 0.26250 E |
| Pit Entry | 3646m | 51.35911 N | 0.25743 E |
| Pit Exit | 26m after FL | 51.36027 N | 0.26078 E |
| Pit Entry–Pit Exit 277m, 24.9s @40kph, 16.6s @60kph | | | |

All results available at www.tsl-timing.com

Bernie's V8's/ CALM All Porsche Trophy

QUALIFYING - CLASSIFICATION

| POS | NO | CL | PIC NAME | ENTRY | TIME | ON | LAPS | GAP | DIFF | MPH | |
|-----|-----|------|----------|-------------------------|---------------------------|----------|------|-----|--------|-------|-------|
| 1 | 571 | A | 1 | MOYCE / ELLIS | TVR Tuscan | 1:43.144 | 7 | 7 | | 84.92 | |
| 2 | 7 | B | 1 | Christian DOUGLAS | TVR Tuscan | 1:43.639 | 10 | 10 | 0.495 | 84.52 | |
| 3 | 41 | B | 2 | Graham WALDEN | TVR Tuscan Challenge RV8 | 1:43.677 | 10 | 10 | 0.533 | 84.49 | |
| 4 | 35 | SP2 | 1 | Ben DEMETRIOU | Porsche Boxster S | 1:44.631 | 10 | 10 | 1.487 | 83.72 | |
| 5 | 56 | A | 2 | Matt HOLBEN | TVR Tuscan | 1:44.658 | 10 | 10 | 1.514 | 83.69 | |
| 6 | 98* | A | 3 | Alex THISTLETHWAYTE | Lola T70 Mk1 | 1:44.715 | 7 | 7 | 1.571 | 83.65 | |
| 7 | 93 | A | 4 | Russell MCCARTHY | MGB GT V8 | 1:45.800 | 3 | 7 | 2.656 | 82.79 | |
| 8 | 4 | SP1 | 1 | James GUNN-CARTER | Porsche Boxster S | 1:45.905 | 10 | 10 | 2.761 | 82.71 | |
| 9 | 97 | A | 5 | Andrew KNIGHT | Pontiac ASCAR | 1:46.181 | 9 | 9 | 3.037 | 82.49 | |
| 10 | 9 | C | 1 | B ROBINSON / T ROBINSON | Chevrolet Camaro V8 | 1:46.511 | 8 | 8 | 3.367 | 82.24 | |
| 11 | 120 | B | 3 | Rikki CANN | Aston Martin V8 Vantage | 1:46.954 | 9 | 9 | 3.810 | 81.90 | |
| 12 | 43 | SP1 | 2 | Steve CHEETHAM | Porsche Cayman S | 1:47.433 | 7 | 7 | 4.289 | 81.53 | |
| 13 | 39 | A | 6 | LIM / JAMES | RAM SC | 1:48.627 | 8 | 8 | 5.483 | 80.64 | |
| 14 | 27 | D | 1 | Martin REYNOLDS | Ford Escort | 1:48.689 | 9 | 9 | 5.545 | 80.59 | |
| 15 | 58 | SP1 | 3 | Chris BIALAN | Porsche 944 S2 Turbo | 1:49.068 | 9 | 10 | 5.924 | 80.31 | |
| 16 | 146 | SPDA | 1 | Garry GOODWIN | Porsche Boxster S | 1:49.477 | 9 | 9 | 6.333 | 80.01 | |
| 17 | 25* | SP1 | 4 | J MCHUGH / T MCHUGH | Porsche 944 S2 | 1:49.716 | 7 | 7 | 6.572 | 79.84 | |
| 18 | 8 | B | 4 | Adam CHODOSH | Chevrolet Corvette | 1:50.274 | 9 | 9 | 7.130 | 79.43 | |
| 19 | 17 | SPDA | 2 | Leigh BOWDEN | Porsche Boxster S | 1:50.744 | 9 | 9 | 7.600 | 79.09 | |
| 20 | 22 | A | 7 | BICKNELL / EVERSON | Ford ASCAR V8 Mk3 Mustang | 1:50.843 | 8 | 8 | 7.699 | 79.02 | |
| 21 | 135 | SP2 | 2 | Johnathan EVANS | Porsche 968 | 1:50.867 | 8 | 9 | 7.723 | 79.01 | |
| 22 | 54 | A | 8 | Christopher RIDGE | TVR Tuscan | 1:51.373 | 8 | 8 | 8.229 | 78.65 | |
| 23 | 28 | SPDA | 3 | KENNEALLY / BAKER | Porsche Boxster | 1:51.448 | 8 | 8 | 8.304 | 78.60 | |
| 24 | 139 | SP1 | 5 | Rob HARDY | Porsche Boxster S | 1:51.478 | 9 | 9 | 8.334 | 78.57 | |
| 25 | 74 | C | 2 | P CARTER / B CARTER | MGB GT V8 | 1:52.093 | 9 | 9 | 8.949 | 78.14 | |
| 26 | 84 | D | 2 | Peter SAMUELS | MGB GT V8 | 1:53.207 | 9 | 9 | 10.063 | 77.37 | |
| 27 | 18 | SP4 | 1 | David JONES | Porsche 924 | 1:53.490 | 6 | 7 | 10.346 | 77.18 | |
| 28 | 26 | B | 5 | Alan BRECK | Ford Capri | 1:54.006 | 8 | 9 | 10.862 | 76.83 | |
| 29 | 157 | C | 3 | Ben TOVEY | MGB GT V8 | 1:54.972 | 3 | 7 | 11.828 | 76.19 | |
| 30 | 30 | SP2 | 3 | Clayton SAMPSON | Porsche 968 Sport | 1:56.689 | 6 | 8 | 13.545 | 75.06 | |
| 31 | 59* | SP1 | 6 | EGAR / BIRKETT | Porsche 968 | 1:57.093 | 6 | 8 | 13.949 | 74.81 | |
| 32 | 16 | SP4 | 2 | Dan GICK | Porsche 924 | 1:57.674 | 8 | 8 | 14.530 | 74.44 | |
| 33 | 55* | SP4 | 3 | Stephen POTTS | Porsche 924 | 1:58.787 | 5 | 6 | 15.643 | 73.74 | |
| 34 | 11 | SP4 | 4 | John JONES | Porsche 924 | 1:58.909 | 8 | 8 | 15.765 | 73.66 | |
| 35 | 66 | A | 9 | Andrew LAMBERT | RAM Cobra | 1:59.247 | 8 | 8 | 16.103 | 73.45 | |
| 36 | 48 | C | 4 | Matt SNOWBALL | Plymouth Cuda | 2:00.286 | 8 | 8 | 17.142 | 72.82 | |
| 37 | 60 | A | 10 | Mark LILLINGTON | MGB GT V8 | 2:00.961 | 8 | 8 | 17.817 | 72.41 | |
| 38 | 166 | SP1 | 7 | Vikram SUDERA | Porsche Boxster S | 2:01.872 | 6 | 8 | 18.728 | 0.911 | 71.87 |
| 39 | 141 | SP4 | 5 | ROSSIN / CALLAHAN | Porsche 924 | 2:07.656 | 2 | 2 | 24.512 | 5.784 | 68.62 |
| 40 | 46 | D | 3 | Stuart ENTWISTLE | Chevrolet Impala | 2:10.534 | 8 | 8 | 27.390 | 2.878 | 67.10 |
| 41 | 188 | SP4 | 6 | VALENTINE / WESTBY | Porsche 924 | 2:12.899 | 6 | 6 | 29.755 | 2.365 | 65.91 |
| 42 | 88 | B | 6 | Keith VAUGHAN WILLIAMS | TVR Tuscan | | | | | 1 | |

*Cars 25, 55, 59, 98 - Please fit a working transponder - Motorsport UK Regulation Q12.2.1

Weather / Track : Overcast / Dry

These results are provisional until the conclusion of any judicial and technical matters.

Brands Hatch GP

Circuit Length = 2.4332 miles

Start: 10:48 Flag 11:08 End: 11:11

| | | |
|-------------------|-----------|--------------|
| Clerk Of Course : | Steward : | Timekeeper : |
| | | |

Bernie's V8's/ CALM All Porsche Trophy

QUALIFYING - BEST SECTORS

| SECTOR 1 | | | SECTOR 2 | | | SECTOR 3 | | | IDEAL / BEST COMPARISON | | | | | | |
|----------|-----|-------------------------|----------|-----|-------------------------|----------|-----|-------------------------|-------------------------|-----|-----|-------------------------|-------------|----------|-------|
| POS | NO | NAME | TIME | NO | NAME | TIME | NO | NAME | TIME | POS | NO | NAME | IDEAL | BEST | DIFF |
| | | | | | | | | | | | | | PERFECT LAP | 1:42.502 | |
| 1 | 571 | MOYCE / ELLIS | 32.165 | 571 | MOYCE / ELLIS | 46.368 | 56 | HOLBEN | 23.969 | 1 | 571 | MOYCE / ELLIS | 1:42.840 | 1:43.144 | 0.304 |
| 2 | 35 | DEMETRIOU | 32.503 | 7 | DOUGLAS | 46.560 | 97 | KNIGHT | 24.262 | 2 | 7 | DOUGLAS | 1:43.639 | 1:43.639 | 0.000 |
| 3 | 41 | WALDEN | 32.581 | 41 | WALDEN | 46.680 | 571 | MOYCE / ELLIS | 24.307 | 3 | 41 | WALDEN | 1:43.677 | 1:43.677 | 0.000 |
| 4 | 7 | DOUGLAS | 32.611 | 93 | MCCARTHY | 46.954 | 41 | WALDEN | 24.416 | 4 | 35 | DEMETRIOU | 1:44.381 | 1:44.631 | 0.250 |
| 5 | 56 | HOLBEN | 33.080 | 35 | DEMETRIOU | 46.970 | 7 | DOUGLAS | 24.468 | 5 | 56 | HOLBEN | 1:44.658 | 1:44.658 | 0.000 |
| 6 | 39 | LIM / JAMES | 33.211 | 9 | B ROBINSON / T ROBINSON | 47.206 | 9 | B ROBINSON / T ROBINSON | 24.732 | 6 | 93 | MCCARTHY | 1:45.800 | 1:45.800 | 0.000 |
| 7 | 4 | GUNN-CARTER | 33.219 | 56 | HOLBEN | 47.609 | 120 | CANN | 24.828 | 7 | 4 | GUNN-CARTER | 1:45.905 | 1:45.905 | 0.000 |
| 8 | 120 | CANN | 33.668 | 4 | GUNN-CARTER | 47.742 | 35 | DEMETRIOU | 24.908 | 8 | 97 | KNIGHT | 1:46.181 | 1:46.181 | 0.000 |
| 9 | 97 | KNIGHT | 33.714 | 120 | CANN | 48.183 | 4 | GUNN-CARTER | 24.944 | 9 | 9 | B ROBINSON / T ROBINSON | 1:46.511 | 1:46.511 | 0.000 |
| 10 | 93 | MCCARTHY | 33.850 | 97 | KNIGHT | 48.205 | 43 | CHEETHAM | 24.965 | 10 | 120 | CANN | 1:46.679 | 1:46.954 | 0.275 |
| 11 | 146 | GOODWIN | 34.112 | 43 | CHEETHAM | 48.339 | 93 | MCCARTHY | 24.996 | 11 | 43 | CHEETHAM | 1:47.433 | 1:47.433 | 0.000 |
| 12 | 43 | CHEETHAM | 34.129 | 135 | EVANS | 48.773 | 27 | REYNOLDS | 25.173 | 12 | 39 | LIM / JAMES | 1:47.575 | 1:48.627 | 1.052 |
| 13 | 22 | BICKNELL / EVERSON | 34.148 | 39 | LIM / JAMES | 48.838 | 39 | LIM / JAMES | 25.526 | 13 | 27 | REYNOLDS | 1:48.641 | 1:48.689 | 0.048 |
| 14 | 58 | BIALAN | 34.384 | 27 | REYNOLDS | 48.895 | 58 | BIALAN | 25.592 | 14 | 58 | BIALAN | 1:49.068 | 1:49.068 | 0.000 |
| 15 | 9 | B ROBINSON / T ROBINSON | 34.573 | 58 | BIALAN | 49.092 | 54 | RIDGE | 25.616 | 15 | 22 | BICKNELL / EVERSON | 1:49.138 | 1:50.843 | 1.705 |
| 16 | 27 | REYNOLDS | 34.573 | 22 | BICKNELL / EVERSON | 49.341 | 22 | BICKNELL / EVERSON | 25.649 | 16 | 146 | GOODWIN | 1:49.385 | 1:49.477 | 0.092 |
| 17 | 17 | BOWDEN | 34.588 | 146 | GOODWIN | 49.379 | 8 | CHODOSH | 25.661 | 17 | 8 | CHODOSH | 1:50.138 | 1:50.274 | 0.136 |
| 18 | 54 | RIDGE | 34.875 | 8 | CHODOSH | 49.569 | 146 | GOODWIN | 25.894 | 18 | 135 | EVANS | 1:50.279 | 1:50.867 | 0.588 |
| 19 | 8 | CHODOSH | 34.908 | 28 | KENNEALLY / BAKER | 49.802 | 26 | BRECK | 25.980 | 19 | 17 | BOWDEN | 1:50.744 | 1:50.744 | 0.000 |
| 20 | 84 | SAMUELS | 35.008 | 17 | BOWDEN | 49.880 | 74 | P CARTER / B CARTER | 26.035 | 20 | 28 | KENNEALLY / BAKER | 1:50.946 | 1:51.448 | 0.502 |
| 21 | 139 | HARDY | 35.035 | 74 | P CARTER / B CARTER | 50.145 | 28 | KENNEALLY / BAKER | 26.070 | 21 | 54 | RIDGE | 1:51.373 | 1:51.373 | 0.000 |
| 22 | 28 | KENNEALLY / BAKER | 35.074 | 139 | HARDY | 50.288 | 135 | EVANS | 26.134 | 22 | 139 | HARDY | 1:51.478 | 1:51.478 | 0.000 |
| 23 | 18 | JONES | 35.205 | 157 | TOVEY | 50.633 | 139 | HARDY | 26.155 | 23 | 74 | P CARTER / B CARTER | 1:52.093 | 1:52.093 | 0.000 |
| 24 | 135 | EVANS | 35.372 | 18 | JONES | 50.881 | 17 | BOWDEN | 26.276 | 24 | 26 | BRECK | 1:52.722 | 1:54.006 | 1.284 |
| 25 | 26 | BRECK | 35.718 | 54 | RIDGE | 50.882 | 84 | SAMUELS | 26.678 | 25 | 84 | SAMUELS | 1:53.049 | 1:53.207 | 0.158 |
| 26 | 157 | TOVEY | 35.851 | 26 | BRECK | 51.024 | 157 | TOVEY | 27.211 | 26 | 18 | JONES | 1:53.439 | 1:53.490 | 0.051 |
| 27 | 30 | SAMPSON | 35.860 | 84 | SAMUELS | 51.363 | 66 | LAMBERT | 27.252 | 27 | 157 | TOVEY | 1:53.695 | 1:54.972 | 1.277 |
| 28 | 74 | P CARTER / B CARTER | 35.913 | 30 | SAMPSON | 52.164 | 18 | JONES | 27.353 | 28 | 30 | SAMPSON | 1:56.056 | 1:56.689 | 0.633 |
| 29 | 11 | JONES | 36.846 | 48 | SNOWBALL | 52.889 | 16 | GICK | 27.549 | 29 | 48 | SNOWBALL | 1:57.604 | 2:00.286 | 2.682 |
| 30 | 48 | SNOWBALL | 36.986 | 16 | GICK | 53.102 | 48 | SNOWBALL | 27.729 | 30 | 16 | GICK | 1:57.674 | 1:57.674 | 0.000 |
| 31 | 16 | GICK | 37.023 | 11 | JONES | 53.587 | 30 | SAMPSON | 28.032 | 31 | 11 | JONES | 1:58.909 | 1:58.909 | 0.000 |
| 32 | 66 | LAMBERT | 37.035 | 166 | SUDERA | 54.551 | 60 | LILLINGTON | 28.035 | 32 | 66 | LAMBERT | 1:59.243 | 1:59.247 | 0.004 |
| 33 | 60 | LILLINGTON | 38.265 | 60 | LILLINGTON | 54.661 | 166 | SUDERA | 28.259 | 33 | 60 | LILLINGTON | 2:00.961 | 2:00.961 | 0.000 |
| 34 | 166 | SUDERA | 38.676 | 66 | LAMBERT | 54.956 | 11 | JONES | 28.476 | 34 | 166 | SUDERA | 2:01.486 | 2:01.872 | 0.386 |
| 35 | 141 | ROSSIN / CALLAHAN | 38.783 | 141 | ROSSIN / CALLAHAN | 55.898 | 59 | EGAR / BIRKETT | 29.377 | 35 | 141 | ROSSIN / CALLAHAN | 2:05.789 | 2:07.656 | 1.867 |
| 36 | 188 | VALENTINE / WESTBY | 39.006 | 46 | ENTWISTLE | 58.316 | 46 | ENTWISTLE | 30.504 | 36 | 188 | VALENTINE / WESTBY | 2:08.883 | 2:12.899 | 4.016 |
| 37 | 88 | VAUGHAN WILLIAMS | 39.841 | 188 | VALENTINE / WESTBY | 58.945 | 188 | VALENTINE / WESTBY | 30.932 | 37 | 46 | ENTWISTLE | 2:09.048 | 2:10.534 | 1.486 |
| 38 | 46 | ENTWISTLE | 40.228 | 88 | VAUGHAN WILLIAMS | 1:03.936 | 141 | ROSSIN / CALLAHAN | 31.108 | 38 | 88 | VAUGHAN WILLIAMS | 2:15.698 | | |
| 39 | | | | 59 | EGAR / BIRKETT | 1:04.933 | 88 | VAUGHAN WILLIAMS | 31.921 | 39 | 98 | THISTLETHWAYTE | | 1:44.715 | |
| 40 | | | | | | | | | | 40 | 55 | POTTS | | 1:58.787 | |
| 41 | | | | | | | | | | 41 | 59 | EGAR / BIRKETT | | 1:57.093 | |
| 42 | | | | | | | | | | 42 | 25 | J MCHUGH / T MCHUGH | | 1:49.716 | |

Weather / Track : Overcast / Dry

Results can be found at www.tsl-timing.com

Brands Hatch GP

Circuit Length = 2.4332 miles

Start: 10:48 Flag 11:08 End: 11:11

Printed - 11:25 Saturday, 29 August 2020

Bernie's V8's/ CALM All Porsche Trophy

QUALIFYING - BEST SPEEDS

| POS | INTERMEDIATE 1 | | | INTERMEDIATE 2 | | | FINISH LINE | | |
|-----|----------------|-------------------------|-------|----------------|-------------------------|------|-------------|-------------------------|-------|
| | NO | NAME | MPH | NO | NAME | MPH | NO | NAME | MPH |
| 1 | 56 | HOLBEN | 102.9 | 43 | CHEETHAM | 85.9 | 571 | MOYCE / ELLIS | 129.5 |
| 2 | 7 | DOUGLAS | 100.6 | 4 | GUNN-CARTER | 85.8 | 97 | KNIGHT | 128.8 |
| 3 | 41 | WALDEN | 99.5 | 41 | WALDEN | 83.4 | 39 | LIM / JAMES | 128.5 |
| 4 | 120 | CANN | 99.4 | 571 | MOYCE / ELLIS | 82.7 | 56 | HOLBEN | 128.3 |
| 5 | 93 | MCCARTHY | 96.1 | 28 | KENNEALLY / BAKER | 82.0 | 54 | RIDGE | 127.8 |
| 6 | 43 | CHEETHAM | 96.0 | 135 | EVANS | 81.6 | 7 | DOUGLAS | 127.0 |
| 7 | 35 | DEMETRIOU | 95.7 | 139 | HARDY | 81.6 | 120 | CANN | 127.0 |
| 8 | 9 | B ROBINSON / T ROBINSON | 95.5 | 35 | DEMETRIOU | 81.5 | 93 | MCCARTHY | 124.5 |
| 9 | 97 | KNIGHT | 95.4 | 56 | HOLBEN | 81.0 | 41 | WALDEN | 122.9 |
| 10 | 571 | MOYCE / ELLIS | 95.3 | 17 | BOWDEN | 80.8 | 9 | B ROBINSON / T ROBINSON | 122.2 |
| 11 | 39 | LIM / JAMES | 94.7 | 146 | GOODWIN | 80.1 | 8 | CHODOSH | 120.6 |
| 12 | 58 | BIALAN | 94.3 | 27 | REYNOLDS | 79.8 | 22 | BICKNELL / EVERSON | 120.2 |
| 13 | 4 | GUNN-CARTER | 93.8 | 120 | CANN | 79.0 | 27 | REYNOLDS | 120.0 |
| 14 | 22 | BICKNELL / EVERSON | 92.9 | 8 | CHODOSH | 79.0 | 43 | CHEETHAM | 119.6 |
| 15 | 26 | BRECK | 92.3 | 30 | SAMPSON | 79.0 | 35 | DEMETRIOU | 118.9 |
| 16 | 17 | BOWDEN | 91.9 | 48 | SNOWBALL | 78.5 | 58 | BIALAN | 116.9 |
| 17 | 28 | KENNEALLY / BAKER | 91.6 | 9 | B ROBINSON / T ROBINSON | 78.3 | 4 | GUNN-CARTER | 115.5 |
| 18 | 139 | HARDY | 91.4 | 7 | DOUGLAS | 77.9 | 74 | P CARTER / B CARTER | 115.1 |
| 19 | 27 | REYNOLDS | 91.3 | 93 | MCCARTHY | 77.9 | 28 | KENNEALLY / BAKER | 114.5 |
| 20 | 48 | SNOWBALL | 91.0 | 58 | BIALAN | 77.9 | 139 | HARDY | 114.5 |
| 21 | 146 | GOODWIN | 90.4 | 97 | KNIGHT | 77.6 | 17 | BOWDEN | 114.3 |
| 22 | 8 | CHODOSH | 90.3 | 39 | LIM / JAMES | 77.4 | 146 | GOODWIN | 113.9 |
| 23 | 30 | SAMPSON | 89.5 | 74 | P CARTER / B CARTER | 77.3 | 26 | BRECK | 113.1 |
| 24 | 74 | P CARTER / B CARTER | 89.3 | 22 | BICKNELL / EVERSON | 75.8 | 157 | TOVEY | 112.5 |
| 25 | 135 | EVANS | 89.2 | 18 | JONES | 74.6 | 48 | SNOWBALL | 112.5 |
| 26 | 54 | RIDGE | 88.0 | 16 | GICK | 74.5 | 135 | EVANS | 112.4 |
| 27 | 84 | SAMUELS | 87.3 | 166 | SUDERA | 73.8 | 66 | LAMBERT | 111.8 |
| 28 | 60 | LILLINGTON | 86.7 | 54 | RIDGE | 73.2 | 84 | SAMUELS | 111.6 |
| 29 | 157 | TOVEY | 86.0 | 60 | LILLINGTON | 73.1 | 30 | SAMPSON | 109.6 |
| 30 | 66 | LAMBERT | 84.9 | 26 | BRECK | 72.7 | 60 | LILLINGTON | 106.6 |
| 31 | 166 | SUDERA | 84.5 | 157 | TOVEY | 72.3 | 166 | SUDERA | 106.0 |
| 32 | 18 | JONES | 82.5 | 84 | SAMUELS | 68.8 | 18 | JONES | 103.0 |
| 33 | 16 | GICK | 80.6 | 66 | LAMBERT | 68.4 | 16 | GICK | 102.6 |
| 34 | 88 | VAUGHAN WILLIAMS | 79.6 | 141 | ROSSIN / CALLAHAN | 68.3 | 11 | JONES | 100.3 |
| 35 | 11 | JONES | 78.9 | 11 | JONES | 67.7 | 46 | ENTWISTLE | 97.6 |
| 36 | 188 | VALENTINE / WESTBY | 77.3 | 188 | VALENTINE / WESTBY | 66.5 | 188 | VALENTINE / WESTBY | 96.5 |
| 37 | 141 | ROSSIN / CALLAHAN | 76.6 | 46 | ENTWISTLE | 56.0 | 88 | VAUGHAN WILLIAMS | 95.3 |
| 38 | 46 | ENTWISTLE | 73.3 | 59 | EGAR / BIRKETT | 51.6 | 141 | ROSSIN / CALLAHAN | 94.7 |
| 39 | 59 | EGAR / BIRKETT | 67.5 | 88 | VAUGHAN WILLIAMS | 49.4 | | | |
| 40 | | | | | | | | | |
| 41 | | | | | | | | | |
| 42 | | | | | | | | | |

Weather / Track : Overcast / Dry

Results can be found at www.tsl-timing.com

Brands Hatch GP

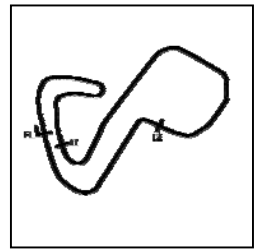
Circuit Length = 2.4332 miles

Start: 10:48 Flag 11:08 End: 11:11

Printed - 11:25 Saturday, 29 August 2020

Bernie's V8's/ CALM All Porsche Trophy

QUALIFYING - SECTOR ANALYSIS



SECTOR 1 = FL to I1, SECTOR 2 = I1 to I2, SECTOR 3 = I2 to FL, DIFF = Difference To Personal Best Lap, P = Crossed Finish Line in Pit Lane, D = Time Disallowed

| P1 571 A | | MOYCE / ELLIS | | | | | TVR Tuscan | | | |
|---------------------------|----------|--------------------------|----------|----------|--------|----------|--------------------|-------|-------------|--------------|
| IDEAL LAP TIME : 1:42.840 | | BEST LAP TIME : 1:43.144 | | | | | DIFFERENCE : 0.304 | | | |
| LAP | SECTOR 1 | SECTOR 2 | | SECTOR 3 | | LAP TIME | MPH | DIFF | TIME OF DAY | |
| 1 - | OUTLAP | 70.8 | 1:00.467 | 60.4 | 30.006 | 102.9 | 2:14.974 | 64.90 | 31.830 | 10:52:03.427 |
| 2 - | 38.203 | 78.2 | 55.697 | 67.1 | 30.025 | 95.0 | 2:03.925 (2) | 70.68 | 20.781 | 10:54:07.352 |
| 3 - | 41.149 | 74.8 | 58.681 | 49.0 | 46.032 | 71.1 | 2:25.862 (3) | 60.05 | 42.718 | 10:56:33.214 |
| 4 - | 46.648 | 45.9 | 1:11.597 | 51.0 | 48.316 | 40.5 | 2:46.561 | 52.59 | 1:03.417 | 10:59:19.775 |
| 5 - | 1:05.253 | 42.5 | 1:35.981 | 37.4 | IN PIT | | 5:46.363 P | 25.29 | 4:03.219 | 11:05:06.138 |
| 6 - | OUTLAP | 83.3 | 48.235 | 76.7 | 24.307 | 129.5 | 1:47.850 | 81.22 | 4.706 | 11:06:53.988 |
| 7 - | 32.165 | 95.3 | 46.368 | 82.7 | 24.611 | 128.5 | 1:43.144 (1) | 84.92 | | 11:08:37.132 |

| P2 7 B | | Christian DOUGLAS | | | | | TVR Tuscan | | | |
|---------------------------|----------|--------------------------|----------|----------|--------|----------|--------------------|-------|-------------|--------------|
| IDEAL LAP TIME : 1:43.639 | | BEST LAP TIME : 1:43.639 | | | | | DIFFERENCE : 0.000 | | | |
| LAP | SECTOR 1 | SECTOR 2 | | SECTOR 3 | | LAP TIME | MPH | DIFF | TIME OF DAY | |
| 1 - | OUTLAP | 78.7 | 52.761 | 69.6 | 26.465 | 119.6 | 2:01.299 | 72.21 | 17.660 | 10:50:39.831 |
| 2 - | 34.659 | 93.0 | 49.454 | 72.7 | 26.114 | 122.2 | 1:50.227 (3) | 79.47 | 6.588 | 10:52:30.058 |
| 3 - | 34.822 | 81.3 | 50.826 | 67.6 | 25.979 | 122.0 | 1:51.627 | 78.47 | 7.988 | 10:54:21.685 |
| 4 - | 33.705 | 98.5 | 52.771 | 51.2 | 48.835 | 79.2 | 2:15.311 | 64.73 | 31.672 | 10:56:36.996 |
| 5 - | 43.470 | 49.6 | 1:11.819 | 52.9 | 55.348 | 48.4 | 2:50.637 | 51.33 | 1:06.998 | 10:59:27.633 |
| 6 - | 59.304 | 59.3 | 1:35.886 | 39.9 | 42.416 | 118.5 | 3:17.606 | 44.32 | 1:33.967 | 11:02:45.239 |
| 7 - | 34.137 | 95.1 | 52.928 | 59.2 | 32.323 | 110.1 | 1:59.388 | 73.37 | 15.749 | 11:04:44.627 |
| 8 - | 33.999 | 87.7 | 52.560 | 74.2 | 25.058 | 127.0 | 1:51.617 | 78.48 | 7.978 | 11:06:36.244 |
| 9 - | 33.751 | 90.0 | 47.654 | 76.3 | 24.832 | 124.9 | 1:46.237 (2) | 82.45 | 2.598 | 11:08:22.481 |
| 10 - | 32.611 | 100.6 | 46.560 | 77.9 | 24.468 | 123.1 | 1:43.639 (1) | 84.52 | | 11:10:06.120 |

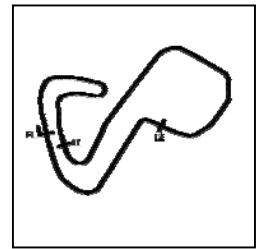
| P3 41 B | | Graham WALDEN | | | | | TVR Tuscan Challenge RV8 | | | |
|---------------------------|----------|--------------------------|----------|----------|--------|----------|--------------------------|-------|-------------|--------------|
| IDEAL LAP TIME : 1:43.677 | | BEST LAP TIME : 1:43.677 | | | | | DIFFERENCE : 0.000 | | | |
| LAP | SECTOR 1 | SECTOR 2 | | SECTOR 3 | | LAP TIME | MPH | DIFF | TIME OF DAY | |
| 1 - | OUTLAP | 73.5 | 55.317 | 68.8 | 26.921 | 117.9 | 2:05.281 | 69.92 | 21.604 | 10:50:51.181 |
| 2 - | 35.250 | 90.5 | 49.200 | 76.8 | 25.538 | 120.6 | 1:49.988 | 79.64 | 6.311 | 10:52:41.169 |
| 3 - | 33.918 | 97.1 | 49.808 | 63.8 | 27.584 | 120.4 | 1:51.310 | 78.69 | 7.633 | 10:54:32.479 |
| 4 - | 34.412 | 91.1 | 58.777 | 43.7 | 42.668 | 62.3 | 2:15.857 | 64.47 | 32.180 | 10:56:48.336 |
| 5 - | 46.121 | 53.0 | 1:31.396 | 34.8 | 45.380 | 51.2 | 3:02.897 | 47.89 | 1:19.220 | 10:59:51.233 |
| 6 - | 54.305 | 42.5 | 1:31.175 | 48.4 | 32.498 | 113.1 | 2:57.978 | 49.21 | 1:14.301 | 11:02:49.211 |
| 7 - | 34.892 | 87.0 | 49.553 | 69.9 | 25.266 | 120.6 | 1:49.711 (3) | 79.84 | 6.034 | 11:04:38.922 |
| 8 - | 36.661 | 88.5 | 49.618 | 78.3 | 24.928 | 122.0 | 1:51.207 | 78.77 | 7.530 | 11:06:30.129 |
| 9 - | 32.793 | 99.5 | 47.986 | 74.8 | 24.675 | 122.9 | 1:45.454 (2) | 83.06 | 1.777 | 11:08:15.583 |
| 10 - | 32.581 | 96.8 | 46.680 | 83.4 | 24.416 | 121.3 | 1:43.677 (1) | 84.49 | | 11:09:59.260 |

| P4 35 SP2 | | Ben DEMETRIOU | | | | | Porsche Boxster S | | | |
|---------------------------|----------|--------------------------|----------|----------|--------|----------|--------------------|-------|-------------|--------------|
| IDEAL LAP TIME : 1:44.381 | | BEST LAP TIME : 1:44.631 | | | | | DIFFERENCE : 0.250 | | | |
| LAP | SECTOR 1 | SECTOR 2 | | SECTOR 3 | | LAP TIME | MPH | DIFF | TIME OF DAY | |
| 1 - | OUTLAP | 78.8 | 56.783 | 63.9 | 28.100 | 112.2 | 2:05.683 | 69.69 | 21.052 | 10:50:54.657 |
| 2 - | 34.727 | 90.0 | 49.196 | 72.5 | 26.021 | 115.1 | 1:49.944 | 79.67 | 5.313 | 10:52:44.601 |
| 3 - | 33.388 | 93.9 | 48.520 | 77.0 | 26.547 | 116.9 | 1:48.455 (3) | 80.76 | 3.824 | 10:54:33.056 |
| 4 - | 33.370 | 94.6 | 58.092 | 46.7 | 42.155 | 61.5 | 2:13.617 | 65.55 | 28.986 | 10:56:46.673 |
| 5 - | 46.071 | 52.1 | 1:31.454 | 37.7 | 46.113 | 52.9 | 3:03.638 | 47.70 | 1:19.007 | 10:59:50.311 |
| 6 - | 54.096 | 49.3 | 1:31.062 | 50.7 | 34.190 | 105.1 | 2:59.348 | 48.84 | 1:14.717 | 11:02:49.659 |
| 7 - | 36.232 | 88.8 | 49.326 | 69.3 | 27.159 | 115.7 | 1:52.717 | 77.71 | 8.086 | 11:04:42.376 |
| 8 - | 34.311 | 84.3 | 50.336 | 75.0 | 25.888 | 117.3 | 1:50.535 | 79.24 | 5.904 | 11:06:32.911 |
| 9 - | 32.923 | 94.9 | 46.970 | 79.6 | 25.003 | 117.3 | 1:44.896 (2) | 83.50 | 0.265 | 11:08:17.807 |
| 10 - | 32.503 | 95.7 | 47.220 | 81.5 | 24.908 | 118.9 | 1:44.631 (1) | 83.72 | | 11:10:02.438 |

Weather / Track : Overcast / Dry

Bernie's V8's/ CALM All Porsche Trophy

QUALIFYING - SECTOR ANALYSIS



SECTOR 1 = FL to I1, SECTOR 2 = I1 to I2, SECTOR 3 = I2 to FL, DIFF = Difference To Personal Best Lap, P = Crossed Finish Line in Pit Lane, D = Time Disallowed

| P5 56 A | | Matt HOLBEN | | | | | TVR Tuscan | | | |
|---------------------------|----------|--------------------------|----------|----------|--------|----------|--------------------|-------|-------------|--------------|
| IDEAL LAP TIME : 1:44.658 | | BEST LAP TIME : 1:44.658 | | | | | DIFFERENCE : 0.000 | | | |
| LAP | SECTOR 1 | SECTOR 2 | | SECTOR 3 | | LAP TIME | MPH | DIFF | TIME OF DAY | |
| 1 - | OUTLAP | 75.8 | 52.536 | 69.8 | 26.360 | 120.6 | 2:00.632 | 72.61 | 15.974 | 10:50:40.334 |
| 2 - | 34.687 | 92.5 | 49.298 | 73.1 | 25.974 | 119.8 | 1:49.959 (3) | 79.66 | 5.301 | 10:52:30.293 |
| 3 - | 35.175 | 86.2 | 50.574 | 68.5 | 25.837 | 120.4 | 1:51.586 | 78.50 | 6.928 | 10:54:21.879 |
| 4 - | 34.682 | 96.2 | 52.219 | 50.2 | 49.054 | 88.3 | 2:15.955 | 64.43 | 31.297 | 10:56:37.834 |
| 5 - | 43.509 | 47.5 | 1:11.720 | 51.9 | 55.991 | 51.1 | 2:51.220 | 51.16 | 1:06.562 | 10:59:29.054 |
| 6 - | 59.094 | 55.0 | 1:35.827 | 41.5 | 41.977 | 122.0 | 3:16.898 | 44.48 | 1:32.240 | 11:02:45.952 |
| 7 - | 34.772 | 92.9 | 51.895 | 54.1 | 32.970 | 115.1 | 1:59.637 | 73.22 | 14.979 | 11:04:45.589 |
| 8 - | 33.533 | 92.3 | 52.473 | 77.3 | 24.987 | 128.3 | 1:50.993 | 78.92 | 6.335 | 11:06:36.582 |
| 9 - | 33.737 | 93.3 | 47.669 | 78.6 | 24.694 | 124.0 | 1:46.100 (2) | 82.56 | 1.442 | 11:08:22.682 |
| 10 - | 33.080 | 102.9 | 47.609 | 81.0 | 23.969 | 128.3 | 1:44.658 (1) | 83.69 | | 11:10:07.340 |

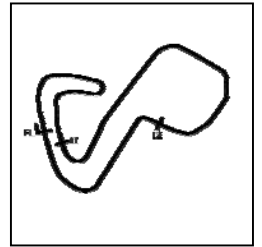
| P6 98 A | | Alex THISTLETHWAYTE | | | | | Lola T70 Mk1 | | | |
|------------------|----------|--------------------------|--|----------|--|----------|--------------|-------|-------------|--------------|
| IDEAL LAP TIME : | | BEST LAP TIME : 1:44.715 | | | | | DIFFERENCE : | | | |
| LAP | SECTOR 1 | SECTOR 2 | | SECTOR 3 | | LAP TIME | MPH | DIFF | TIME OF DAY | |
| 1 - | | | | | | | 1:54.568 | 76.45 | 9.853 | 10:53:51.422 |
| 2 - | | | | | | | 5:14.942 | 27.81 | 3:30.227 | 10:59:06.364 |
| 3 - | | | | | | | 3:23.991 | 42.94 | 1:39.276 | 11:02:30.355 |
| 4 - | | | | | | | 1:50.899 | 78.98 | 6.184 | 11:04:21.254 |
| 5 - | | | | | | | 1:44.836 (2) | 83.55 | 0.121 | 11:06:06.090 |
| 6 - | | | | | | | 1:44.953 (3) | 83.46 | 0.238 | 11:07:51.043 |
| 7 - | | | | | | | 1:44.715 (1) | 83.65 | | 11:09:35.758 |

| P7 93 A | | Russell MCCARTHY | | | | | MGB GT V8 | | | |
|---------------------------|----------|--------------------------|----------|----------|--------|----------|--------------------|-------|-------------|--------------|
| IDEAL LAP TIME : 1:45.800 | | BEST LAP TIME : 1:45.800 | | | | | DIFFERENCE : 0.000 | | | |
| LAP | SECTOR 1 | SECTOR 2 | | SECTOR 3 | | LAP TIME | MPH | DIFF | TIME OF DAY | |
| 1 - | OUTLAP | 84.3 | 56.840 | 63.9 | 29.128 | 102.9 | 2:11.130 | 66.80 | 25.330 | 10:51:37.981 |
| 2 - | 37.730 | 95.7 | 51.097 | 70.7 | 26.014 | 124.5 | 1:54.841 (2) | 76.27 | 9.041 | 10:53:32.822 |
| 3 - | 33.850 | 96.1 | 46.954 | 75.4 | 24.996 | 114.5 | 1:45.800 (1) | 82.79 | | 10:55:18.622 |
| 4 - | 39.160 | 79.1 | 1:00.861 | 49.8 | 40.947 | 60.6 | 2:20.968 | 62.14 | 35.168 | 10:57:39.590 |
| 5 - | 46.487 | 59.0 | 1:13.873 | 51.5 | 39.337 | 79.0 | 2:39.697 | 54.85 | 53.897 | 11:00:19.287 |
| 6 - | 44.052 | 55.5 | 1:28.156 | 48.8 | 27.677 | 119.4 | 2:39.885 | 54.78 | 54.085 | 11:02:59.172 |
| 7 - | 36.580 | 90.0 | 52.608 | 72.3 | 27.545 | 110.7 | 1:56.733 (3) | 75.04 | 10.933 | 11:04:55.905 |

| P8 4 SP1 | | James GUNN-CARTER | | | | | Porsche Boxster S | | | |
|---------------------------|----------|--------------------------|----------|----------|--------|----------|--------------------|-------|-------------|--------------|
| IDEAL LAP TIME : 1:45.905 | | BEST LAP TIME : 1:45.905 | | | | | DIFFERENCE : 0.000 | | | |
| LAP | SECTOR 1 | SECTOR 2 | | SECTOR 3 | | LAP TIME | MPH | DIFF | TIME OF DAY | |
| 1 - | OUTLAP | 67.4 | 55.063 | 67.9 | 26.864 | 112.5 | 2:05.380 | 69.86 | 19.475 | 10:51:09.108 |
| 2 - | 35.671 | 89.7 | 50.362 | 67.9 | 26.145 | 114.5 | 1:52.178 | 78.08 | 6.273 | 10:53:01.286 |
| 3 - | 33.875 | 90.3 | 48.368 | 74.8 | 25.969 | 114.5 | 1:48.212 (3) | 80.95 | 2.307 | 10:54:49.498 |
| 4 - | 34.259 | 87.6 | 1:03.298 | 47.9 | 40.301 | 64.1 | 2:17.858 | 63.54 | 31.953 | 10:57:07.356 |
| 5 - | 45.335 | 51.3 | 1:22.976 | 41.1 | 42.134 | 77.8 | 2:50.445 | 51.39 | 1:04.540 | 10:59:57.801 |
| 6 - | 55.493 | 46.2 | 1:29.688 | 53.9 | 32.066 | 107.3 | 2:57.247 | 49.42 | 1:11.342 | 11:02:55.048 |
| 7 - | 36.910 | 91.8 | 48.124 | 67.7 | 26.734 | 100.7 | 1:51.768 | 78.37 | 5.863 | 11:04:46.816 |
| 8 - | 34.772 | 92.4 | 50.391 | 73.0 | 26.024 | 115.5 | 1:51.187 | 78.78 | 5.282 | 11:06:38.003 |
| 9 - | 33.901 | 92.1 | 48.811 | 83.0 | 25.322 | 113.9 | 1:48.034 (2) | 81.08 | 2.129 | 11:08:26.037 |
| 10 - | 33.219 | 93.8 | 47.742 | 85.8 | 24.944 | 114.3 | 1:45.905 (1) | 82.71 | | 11:10:11.942 |

Bernie's V8's/ CALM All Porsche Trophy

QUALIFYING - SECTOR ANALYSIS



SECTOR 1 = FL to I1, SECTOR 2 = I1 to I2, SECTOR 3 = I2 to FL, DIFF = Difference To Personal Best Lap, P = Crossed Finish Line in Pit Lane, D = Time Disallowed

| P9 97 A Andrew KNIGHT | | Pontiac ASCAR | | | | | | | | |
|---------------------------|----------|--------------------------|----------|----------|--------------------|----------|--------------|-------|-------------|--------------|
| IDEAL LAP TIME : 1:46.181 | | BEST LAP TIME : 1:46.181 | | | DIFFERENCE : 0.000 | | | | | |
| LAP | SECTOR 1 | SECTOR 2 | | SECTOR 3 | | LAP TIME | MPH | DIFF | TIME OF DAY | |
| 1 - | OUTLAP | 74.4 | 59.008 | 64.5 | 28.084 | 111.2 | 2:11.487 | 66.62 | 25.306 | 10:51:11.543 |
| 2 - | 36.619 | 89.9 | 52.394 | 69.3 | 26.171 | 121.7 | 1:55.184 | 76.05 | 9.003 | 10:53:06.727 |
| 3 - | 34.771 | 91.6 | 49.791 | 74.3 | 26.072 | 124.5 | 1:50.634 (3) | 79.17 | 4.453 | 10:54:57.361 |
| 4 - | 36.321 | 59.7 | 1:03.069 | 59.5 | 36.652 | 69.6 | 2:16.042 | 64.39 | 29.861 | 10:57:13.403 |
| 5 - | 45.651 | 53.9 | 1:22.678 | 34.2 | 43.579 | 72.3 | 2:51.908 | 50.95 | 1:05.727 | 11:00:05.311 |
| 6 - | 54.399 | 46.2 | 1:28.677 | 49.0 | 28.747 | 111.4 | 2:51.823 | 50.98 | 1:05.642 | 11:02:57.134 |
| 7 - | 39.384 | 79.7 | 53.830 | 56.8 | 27.341 | 120.9 | 2:00.555 | 72.66 | 14.374 | 11:04:57.689 |
| 8 - | 34.292 | 95.4 | 49.655 | 74.3 | 25.374 | 127.0 | 1:49.321 (2) | 80.12 | 3.140 | 11:06:47.010 |
| 9 - | 33.714 | 89.4 | 48.205 | 77.6 | 24.262 | 128.8 | 1:46.181 (1) | 82.49 | | 11:08:33.191 |

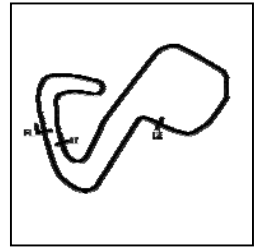
| P10 9 C B ROBINSON / T ROBINSON | | Chevrolet Camaro V8 | | | | | | | | |
|---------------------------------|----------|--------------------------|----------|----------|--------------------|----------|--------------|-------|-------------|--------------|
| IDEAL LAP TIME : 1:46.511 | | BEST LAP TIME : 1:46.511 | | | DIFFERENCE : 0.000 | | | | | |
| LAP | SECTOR 1 | SECTOR 2 | | SECTOR 3 | | LAP TIME | MPH | DIFF | TIME OF DAY | |
| 1 - | OUTLAP | 72.7 | 58.313 | 56.8 | 29.207 | 111.4 | 2:11.753 | 66.48 | 25.242 | 10:50:55.794 |
| 2 - | 37.297 | 82.3 | 52.446 | 70.7 | 25.788 | 116.1 | 1:55.531 (3) | 75.82 | 9.020 | 10:52:51.325 |
| 3 - | 35.523 | 86.1 | 51.044 | 61.5 | 27.078 | 122.2 | 1:53.645 (2) | 77.08 | 7.134 | 10:54:44.970 |
| 4 - | 34.886 | 77.2 | 1:04.691 | 47.5 | IN PIT | | 4:18.952 P | 33.82 | 2:32.441 | 10:59:03.922 |
| 5 - | OUTLAP | 58.9 | 1:32.750 | 44.9 | 41.204 | 109.1 | 3:46.506 | 38.67 | 1:59.995 | 11:02:50.428 |
| 6 - | 38.492 | 90.3 | 50.010 | 75.2 | 27.528 | 103.0 | 1:56.030 | 75.49 | 9.519 | 11:04:46.458 |
| 7 - | 42.396 | 61.7 | 59.510 | 68.6 | 25.839 | 121.1 | 2:07.745 | 68.57 | 21.234 | 11:06:54.203 |
| 8 - | 34.573 | 95.5 | 47.206 | 78.3 | 24.732 | 122.2 | 1:46.511 (1) | 82.24 | | 11:08:40.714 |

| P11 120 B Rikki CANN | | Aston Martin V8 Vantage | | | | | | | | |
|---------------------------|----------|--------------------------|----------|----------|--------------------|----------|--------------|-------|-------------|--------------|
| IDEAL LAP TIME : 1:46.679 | | BEST LAP TIME : 1:46.954 | | | DIFFERENCE : 0.275 | | | | | |
| LAP | SECTOR 1 | SECTOR 2 | | SECTOR 3 | | LAP TIME | MPH | DIFF | TIME OF DAY | |
| 1 - | OUTLAP | 72.8 | 55.373 | 71.0 | 26.709 | 117.5 | 2:07.008 | 68.97 | 20.054 | 10:51:08.405 |
| 2 - | 35.739 | 89.4 | 50.573 | 69.3 | 25.716 | 117.1 | 1:52.028 (3) | 78.19 | 5.074 | 10:53:00.433 |
| 3 - | 35.612 | 92.6 | 50.350 | 70.8 | 26.235 | 124.2 | 1:52.197 | 78.07 | 5.243 | 10:54:52.630 |
| 4 - | 34.483 | 90.4 | 1:02.750 | 54.8 | 39.965 | 61.0 | 2:17.198 | 63.84 | 30.244 | 10:57:09.828 |
| 5 - | 45.987 | 46.7 | 1:23.407 | 39.5 | 42.792 | 79.8 | 2:52.186 | 50.87 | 1:05.232 | 11:00:02.014 |
| 6 - | 54.854 | 48.0 | 1:29.636 | 48.9 | 29.154 | 115.3 | 2:53.644 | 50.44 | 1:06.690 | 11:02:55.658 |
| 7 - | 39.716 | 91.0 | 52.598 | 74.4 | 24.828 | 127.0 | 1:57.142 | 74.77 | 10.188 | 11:04:52.800 |
| 8 - | 34.462 | 95.8 | 50.240 | 75.8 | 26.046 | 126.1 | 1:50.748 (2) | 79.09 | 3.794 | 11:06:43.548 |
| 9 - | 33.668 | 99.4 | 48.183 | 79.0 | 25.103 | 126.3 | 1:46.954 (1) | 81.90 | | 11:08:30.502 |

| P12 43 SP1 Steve CHEETHAM | | Porsche Cayman S | | | | | | | | |
|---------------------------|----------|--------------------------|----------|----------|--------------------|----------|--------------|-------|-------------|--------------|
| IDEAL LAP TIME : 1:47.433 | | BEST LAP TIME : 1:47.433 | | | DIFFERENCE : 0.000 | | | | | |
| LAP | SECTOR 1 | SECTOR 2 | | SECTOR 3 | | LAP TIME | MPH | DIFF | TIME OF DAY | |
| 1 - | OUTLAP | 70.4 | 57.494 | 62.8 | 28.044 | 112.4 | 2:09.467 | 67.66 | 22.034 | 10:52:01.990 |
| 2 - | 37.737 | 84.7 | 54.082 | 75.0 | 27.093 | 118.1 | 1:58.912 (2) | 73.66 | 11.479 | 10:54:00.902 |
| 3 - | 35.217 | 86.4 | 53.286 | 67.8 | 32.625 | 86.5 | 2:01.128 (3) | 72.31 | 13.695 | 10:56:02.030 |
| 4 - | 42.553 | 59.5 | 1:35.248 | 36.0 | 53.929 | 41.0 | 3:11.730 | 45.68 | 1:24.297 | 10:59:13.760 |
| 5 - | 1:04.963 | 34.2 | 1:37.278 | 35.2 | IN PIT | | 5:37.738 P | 25.93 | 3:50.305 | 11:04:51.498 |
| 6 - | OUTLAP | 94.2 | 49.319 | 72.7 | 26.594 | 119.1 | 1:52.989 | 77.52 | 5.556 | 11:06:44.487 |
| 7 - | 34.129 | 96.0 | 48.339 | 85.9 | 24.965 | 119.6 | 1:47.433 (1) | 81.53 | | 11:08:31.920 |

Bernie's V8's/ CALM All Porsche Trophy

QUALIFYING - SECTOR ANALYSIS



SECTOR 1 = FL to I1, SECTOR 2 = I1 to I2, SECTOR 3 = I2 to FL, DIFF = Difference To Personal Best Lap, P = Crossed Finish Line in Pit Lane, D = Time Disallowed

| P13 39 A | | LIM / JAMES | | | | RAM SC | | | | |
|---------------------------|----------|--------------------------|----------|----------|--------|--------------------|--------------|---------|-------------|--------------|
| IDEAL LAP TIME : 1:47.575 | | BEST LAP TIME : 1:48.627 | | | | DIFFERENCE : 1.052 | | | | |
| LAP | SECTOR 1 | SECTOR 2 | | SECTOR 3 | | LAP TIME | MPH | DIFF | TIME OF DAY | |
| 1 - | OUTLAP | 66.0 | 1:00.154 | 63.7 | 29.625 | 98.8 | 2:15.483 | 64.65 | 26.856 | 10:51:46.701 |
| 2 - | 41.016 | 69.1 | 58.695 | 60.0 | 30.107 | 101.3 | 2:09.818 | 67.47 | 21.191 | 10:53:56.519 |
| 3 - | 39.124 | 75.1 | 54.301 | 54.9 | IN PIT | | 4:34.244 | P 31.94 | 2:45.617 | 10:58:30.763 |
| 4 - | OUTLAP | 85.5 | 56.391 | 58.6 | 28.486 | 112.2 | 2:08.564 | 68.13 | 19.937 | 11:00:39.327 |
| 5 - | 37.071 | 90.3 | 1:18.764 | 55.3 | 28.300 | 117.5 | 2:24.135 | 60.77 | 35.508 | 11:03:03.462 |
| 6 - | 35.247 | 88.8 | 53.512 | 65.7 | 27.519 | 116.5 | 1:56.278 (3) | 75.33 | 7.651 | 11:04:59.740 |
| 7 - | 34.319 | 94.7 | 48.838 | 77.4 | 25.533 | 110.3 | 1:48.690 (2) | 80.59 | 0.063 | 11:06:48.430 |
| 8 - | 33.211 | 93.7 | 49.890 | 76.2 | 25.526 | 128.5 | 1:48.627 (1) | 80.64 | | 11:08:37.057 |

| P14 27 D | | Martin REYNOLDS | | | | Ford Escort | | | | |
|---------------------------|----------|--------------------------|----------|----------|--------|--------------------|--------------|-------|-------------|--------------|
| IDEAL LAP TIME : 1:48.641 | | BEST LAP TIME : 1:48.689 | | | | DIFFERENCE : 0.048 | | | | |
| LAP | SECTOR 1 | SECTOR 2 | | SECTOR 3 | | LAP TIME | MPH | DIFF | TIME OF DAY | |
| 1 - | OUTLAP | 77.6 | 56.497 | 58.8 | 27.707 | 111.8 | 2:06.328 | 69.34 | 17.639 | 10:50:56.917 |
| 2 - | 37.620 | 83.8 | 52.164 | 74.1 | 26.732 | 115.7 | 1:56.516 | 75.18 | 7.827 | 10:52:53.433 |
| 3 - | 36.087 | 79.3 | 51.441 | 63.0 | 27.583 | 118.1 | 1:55.111 (3) | 76.09 | 6.422 | 10:54:48.544 |
| 4 - | 34.573 | 89.7 | 1:03.156 | 48.8 | 40.166 | 69.4 | 2:17.895 | 63.52 | 29.206 | 10:57:06.439 |
| 5 - | 45.579 | 48.9 | 1:22.832 | 37.6 | 41.885 | 60.0 | 2:50.296 | 51.43 | 1:01.607 | 10:59:56.735 |
| 6 - | 55.557 | 52.8 | 1:29.795 | 51.7 | 32.400 | 109.4 | 2:57.752 | 49.28 | 1:09.063 | 11:02:54.487 |
| 7 - | 39.911 | 77.4 | 55.525 | 56.2 | 29.414 | 115.1 | 2:04.850 | 70.16 | 16.161 | 11:04:59.337 |
| 8 - | 34.750 | 84.9 | 49.705 | 75.9 | 26.263 | 120.0 | 1:50.718 (2) | 79.11 | 2.029 | 11:06:50.055 |
| 9 - | 34.621 | 91.3 | 48.895 | 79.8 | 25.173 | 119.8 | 1:48.689 (1) | 80.59 | | 11:08:38.744 |

| P15 58 SP1 | | Chris BIALAN | | | | Porsche 944 S2 Turbo | | | | |
|---------------------------|----------|--------------------------|----------|----------|--------|----------------------|--------------|-------|-------------|--------------|
| IDEAL LAP TIME : 1:49.068 | | BEST LAP TIME : 1:49.068 | | | | DIFFERENCE : 0.000 | | | | |
| LAP | SECTOR 1 | SECTOR 2 | | SECTOR 3 | | LAP TIME | MPH | DIFF | TIME OF DAY | |
| 1 - | OUTLAP | 75.4 | 53.761 | 64.2 | 27.262 | 112.5 | 2:04.826 | 70.17 | 15.758 | 10:50:42.052 |
| 2 - | 35.516 | 91.4 | 49.483 | 77.9 | 25.860 | 115.3 | 1:50.859 (2) | 79.01 | 1.791 | 10:52:32.911 |
| 3 - | 34.745 | 88.0 | 54.419 | 65.0 | 26.734 | 115.7 | 1:55.898 | 75.58 | 6.830 | 10:54:28.809 |
| 4 - | 34.389 | 92.9 | 1:00.810 | 48.2 | 40.849 | 65.1 | 2:16.048 | 64.38 | 26.980 | 10:56:44.857 |
| 5 - | 47.230 | 53.2 | 1:31.320 | 37.8 | 46.209 | 53.3 | 3:04.759 | 47.41 | 1:15.691 | 10:59:49.616 |
| 6 - | 54.076 | 49.9 | 1:30.496 | 47.4 | 36.616 | 106.3 | 3:01.188 | 48.34 | 1:12.120 | 11:02:50.804 |
| 7 - | 39.433 | 89.4 | 49.473 | 72.7 | 26.651 | 109.1 | 1:55.557 | 75.80 | 6.489 | 11:04:46.361 |
| 8 - | 35.841 | 91.9 | 51.954 | 77.3 | 25.819 | 116.9 | 1:53.614 (3) | 77.10 | 4.546 | 11:06:39.975 |
| 9 - | 34.384 | 94.3 | 49.092 | 74.3 | 25.592 | 116.7 | 1:49.068 (1) | 80.31 | | 11:08:29.043 |
| 10 - | 35.343 | 92.4 | 51.496 | 65.5 | 29.216 | 95.5 | 1:56.055 | 75.48 | 6.987 | 11:10:25.098 |

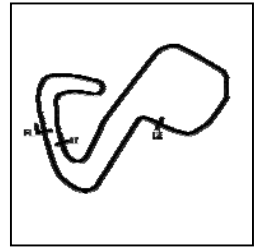
| P16 146 SPDA | | Garry GOODWIN | | | | Porsche Boxster S | | | | |
|---------------------------|----------|--------------------------|----------|----------|--------|--------------------|--------------|-------|-------------|--------------|
| IDEAL LAP TIME : 1:49.385 | | BEST LAP TIME : 1:49.477 | | | | DIFFERENCE : 0.092 | | | | |
| LAP | SECTOR 1 | SECTOR 2 | | SECTOR 3 | | LAP TIME | MPH | DIFF | TIME OF DAY | |
| 1 - | OUTLAP | 63.6 | 1:01.273 | 57.8 | 30.071 | 107.3 | 2:17.209 | 63.84 | 27.732 | 10:51:33.407 |
| 2 - | 38.782 | 77.5 | 56.053 | 68.8 | 27.879 | 111.2 | 2:02.714 | 71.38 | 13.237 | 10:53:36.121 |
| 3 - | 36.318 | 86.2 | 52.778 | 64.0 | 29.258 | 98.2 | 1:58.354 | 74.01 | 8.877 | 10:55:34.475 |
| 4 - | 42.383 | 35.5 | 1:50.313 | 33.9 | 56.976 | 45.1 | 3:29.672 | 41.77 | 1:40.195 | 10:59:04.147 |
| 5 - | 1:03.024 | 39.7 | 1:39.616 | 32.1 | 38.987 | 99.7 | 3:21.627 | 43.44 | 1:32.150 | 11:02:25.774 |
| 6 - | 36.107 | 86.2 | 51.808 | 76.6 | 27.069 | 112.0 | 1:54.984 | 76.18 | 5.507 | 11:04:20.758 |
| 7 - | 35.733 | 89.0 | 50.123 | 78.2 | 25.945 | 113.5 | 1:51.801 (3) | 78.35 | 2.324 | 11:06:12.559 |
| 8 - | 34.931 | 88.1 | 49.737 | 77.3 | 25.894 | 113.9 | 1:50.562 (2) | 79.23 | 1.085 | 11:08:03.121 |
| 9 - | 34.112 | 90.4 | 49.379 | 80.1 | 25.986 | 113.7 | 1:49.477 (1) | 80.01 | | 11:09:52.598 |

Weather / Track : Overcast / Dry

Brands Hatch GP
Circuit Length = 2.4332 miles
Start: 10:48 Flag 11:08 End: 11:11

Bernie's V8's/ CALM All Porsche Trophy

QUALIFYING - SECTOR ANALYSIS



SECTOR 1 = FL to I1, SECTOR 2 = I1 to I2, SECTOR 3 = I2 to FL, DIFF = Difference To Personal Best Lap, P = Crossed Finish Line in Pit Lane, D = Time Disallowed

| P17 25 SP1 J MCHUGH / T MCHUGH | | Porsche 944 S2 | | | | | |
|--------------------------------|----------|--------------------------|----------|---------------------|--------------|----------|---------------------|
| IDEAL LAP TIME : | | BEST LAP TIME : 1:49.716 | | DIFFERENCE : | | | |
| LAP | SECTOR 1 | SECTOR 2 | SECTOR 3 | LAP TIME | MPH | DIFF | TIME OF DAY |
| 1 - | | | | 1:58.781 | 73.74 | 9.065 | 10:52:58.068 |
| 2 - | | | | 1:56.931 | 74.91 | 7.215 | 10:54:54.999 |
| 3 - | | | | 2:16.484 | 64.18 | 26.768 | 10:57:11.483 |
| 4 - | | | | 7:00.909 | 20.81 | 5:11.193 | 11:04:12.392 |
| 5 - | | | | 1:51.662 (3) | 78.44 | 1.946 | 11:06:04.054 |
| 6 - | | | | 1:50.225 (2) | 79.47 | 0.509 | 11:07:54.279 |
| 7 - | | | | 1:49.716 (1) | 79.84 | | 11:09:43.995 |

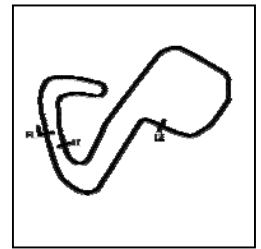
| P18 8 B Adam CHODOSH | | Chevrolet Corvette | | | | | | | | |
|---------------------------|-----------------|--------------------------|-----------------|--------------------|---------------|--------------|---------------------|--------------|----------|---------------------|
| IDEAL LAP TIME : 1:50.138 | | BEST LAP TIME : 1:50.274 | | DIFFERENCE : 0.136 | | | | | | |
| LAP | SECTOR 1 | SECTOR 2 | SECTOR 3 | LAP TIME | MPH | DIFF | TIME OF DAY | | | |
| 1 - | OUTLAP | 73.2 | 59.514 | 66.9 | 30.018 | 104.0 | 2:15.932 | 64.44 | 25.658 | 10:51:44.470 |
| 2 - | 39.273 | 77.9 | 1:01.393 | 62.0 | 28.912 | 107.8 | 2:09.578 | 67.60 | 19.304 | 10:53:54.048 |
| 3 - | 39.796 | 74.3 | 54.894 | 64.2 | 32.050 | 85.3 | 2:06.740 | 69.11 | 16.466 | 10:56:00.788 |
| 4 - | 43.209 | 60.0 | 1:34.880 | 35.9 | 54.228 | 41.8 | 3:12.317 | 45.54 | 1:22.043 | 10:59:13.105 |
| 5 - | 1:04.827 | 34.8 | 1:37.221 | 34.3 | 44.285 | 111.4 | 3:26.333 | 42.45 | 1:36.059 | 11:02:39.438 |
| 6 - | 37.470 | 82.5 | 53.070 | 75.4 | 26.895 | 112.9 | 1:57.435 (3) | 74.59 | 7.161 | 11:04:36.873 |
| 7 - | 38.421 | 79.4 | 53.628 | 77.5 | 26.547 | 119.1 | 1:58.596 | 73.86 | 8.322 | 11:06:35.469 |
| 8 - | 36.205 | 87.6 | 51.300 | 79.0 | 25.661 | 120.6 | 1:53.166 (2) | 77.40 | 2.892 | 11:08:28.635 |
| 9 - | 34.908 | 90.3 | 49.569 | 78.3 | 25.797 | 119.4 | 1:50.274 (1) | 79.43 | | 11:10:18.909 |

| P19 17 SPDA Leigh BOWDEN | | Porsche Boxster S | | | | | | | | |
|---------------------------|---------------|--------------------------|-----------------|--------------------|---------------|--------------|---------------------|--------------|----------|---------------------|
| IDEAL LAP TIME : 1:50.744 | | BEST LAP TIME : 1:50.744 | | DIFFERENCE : 0.000 | | | | | | |
| LAP | SECTOR 1 | SECTOR 2 | SECTOR 3 | LAP TIME | MPH | DIFF | TIME OF DAY | | | |
| 1 - | OUTLAP | 73.4 | 58.439 | 69.9 | 28.455 | 105.8 | 2:13.557 | 65.58 | 22.813 | 10:51:12.582 |
| 2 - | 37.780 | 83.3 | 52.413 | 75.6 | 27.084 | 112.4 | 1:57.277 | 74.69 | 6.533 | 10:53:09.859 |
| 3 - | 34.771 | 89.5 | 49.940 | 77.9 | 26.346 | 114.3 | 1:51.057 (2) | 78.87 | 0.313 | 10:55:00.916 |
| 4 - | 35.584 | 65.7 | 1:01.154 | 56.6 | 36.681 | 73.3 | 2:13.419 | 65.65 | 22.675 | 10:57:14.335 |
| 5 - | 45.569 | 52.4 | 1:22.906 | 38.8 | 43.973 | 66.9 | 2:52.448 | 50.79 | 1:01.704 | 11:00:06.783 |
| 6 - | 53.738 | 44.3 | 1:28.778 | 45.6 | 29.246 | 109.1 | 2:51.762 | 50.99 | 1:01.018 | 11:02:58.545 |
| 7 - | 38.307 | 86.9 | 56.403 | 65.5 | 29.979 | 112.0 | 2:04.689 | 70.25 | 13.945 | 11:05:03.234 |
| 8 - | 36.215 | 88.8 | 53.502 | 71.6 | 27.161 | 111.8 | 1:56.878 (3) | 74.94 | 6.134 | 11:07:00.112 |
| 9 - | 34.588 | 91.9 | 49.880 | 80.8 | 26.276 | 113.7 | 1:50.744 (1) | 79.09 | | 11:08:50.856 |

| P20 22 A BICKNELL / EVERSON | | Ford ASCAR V8 Mk3 Mustang | | | | | | | | |
|-----------------------------|---------------|---------------------------|-----------------|--------------------|---------------|--------------|---------------------|--------------|----------|---------------------|
| IDEAL LAP TIME : 1:49.138 | | BEST LAP TIME : 1:50.843 | | DIFFERENCE : 1.705 | | | | | | |
| LAP | SECTOR 1 | SECTOR 2 | SECTOR 3 | LAP TIME | MPH | DIFF | TIME OF DAY | | | |
| 1 - | OUTLAP | 81.3 | 55.430 | 65.4 | 27.536 | 115.1 | 2:08.079 | 68.39 | 17.236 | 10:51:03.361 |
| 2 - | 35.534 | 92.9 | 49.628 | 73.9 | 26.461 | 120.2 | 1:51.623 (2) | 78.47 | 0.780 | 10:52:54.984 |
| 3 - | 34.148 | 92.1 | 49.341 | 58.2 | IN PIT | | 4:56.182 P | 29.57 | 3:05.339 | 10:57:51.166 |
| 4 - | OUTLAP | 62.5 | 1:07.134 | 60.7 | 35.773 | 84.2 | 2:33.479 | 57.07 | 42.636 | 11:00:24.645 |
| 5 - | 43.914 | 59.6 | 1:24.728 | 50.9 | 30.132 | 113.1 | 2:38.774 | 55.17 | 47.931 | 11:03:03.419 |
| 6 - | 36.969 | 83.7 | 55.609 | 62.3 | 28.241 | 114.5 | 2:00.819 | 72.50 | 9.976 | 11:05:04.238 |
| 7 - | 36.748 | 74.8 | 54.160 | 75.8 | 26.231 | 112.9 | 1:57.139 (3) | 74.78 | 6.296 | 11:07:01.377 |
| 8 - | 35.679 | 89.8 | 49.515 | 74.8 | 25.649 | 117.1 | 1:50.843 (1) | 79.02 | | 11:08:52.220 |

Bernie's V8's/ CALM All Porsche Trophy

QUALIFYING - SECTOR ANALYSIS



SECTOR 1 = FL to I1, SECTOR 2 = I1 to I2, SECTOR 3 = I2 to FL, DIFF = Difference To Personal Best Lap, P = Crossed Finish Line in Pit Lane, D = Time Disallowed

| P21 135 SP2 | | Johnathan EVANS | | | | | Porsche 968 | | | |
|---------------------------|----------|--------------------------|----------|----------|--------|----------|--------------------|-------|-------------|--------------|
| IDEAL LAP TIME : 1:50.279 | | BEST LAP TIME : 1:50.867 | | | | | DIFFERENCE : 0.588 | | | |
| LAP | SECTOR 1 | SECTOR 2 | | SECTOR 3 | | LAP TIME | MPH | DIFF | TIME OF DAY | |
| 1 - | OUTLAP | 65.6 | 1:01.240 | 63.4 | 28.953 | 107.2 | 2:14.618 | 65.07 | 23.751 | 10:52:05.766 |
| 2 - | 37.251 | 84.8 | 53.081 | 67.9 | 28.730 | 107.8 | 1:59.062 | 73.57 | 8.195 | 10:54:04.828 |
| 3 - | 36.470 | 86.4 | 52.076 | 66.8 | 35.685 | 86.9 | 2:04.231 | 70.51 | 13.364 | 10:56:09.059 |
| 4 - | 40.172 | 68.6 | 1:32.668 | 38.0 | 54.195 | 45.7 | 3:07.035 | 46.83 | 1:16.168 | 10:59:16.094 |
| 5 - | 1:05.342 | 35.2 | 1:36.720 | 41.6 | 43.851 | 109.6 | 3:25.913 | 42.54 | 1:35.046 | 11:02:42.007 |
| 6 - | 35.971 | 87.2 | 52.843 | 73.9 | 27.016 | 111.1 | 1:55.830 | 75.62 | 4.963 | 11:04:37.837 |
| 7 - | 37.067 | 82.7 | 51.221 | 73.8 | 26.829 | 112.4 | 1:55.117 (3) | 76.09 | 4.250 | 11:06:32.954 |
| 8 - | 35.372 | 89.2 | 48.773 | 81.6 | 26.722 | 111.1 | 1:50.867 (1) | 79.01 | | 11:08:23.821 |
| 9 - | 35.422 | 87.3 | 50.160 | 78.3 | 26.134 | 110.9 | 1:51.716 (2) | 78.41 | 0.849 | 11:10:15.537 |

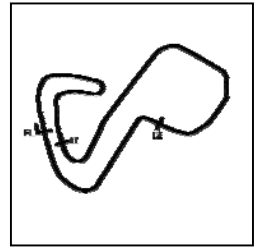
| P22 54 A | | Christopher RIDGE | | | | | TVR Tuscan | | | |
|---------------------------|----------|--------------------------|----------|----------|--------|----------|--------------------|-------|-------------|--------------|
| IDEAL LAP TIME : 1:51.373 | | BEST LAP TIME : 1:51.373 | | | | | DIFFERENCE : 0.000 | | | |
| LAP | SECTOR 1 | SECTOR 2 | | SECTOR 3 | | LAP TIME | MPH | DIFF | TIME OF DAY | |
| 1 - | OUTLAP | 70.4 | 59.817 | 55.2 | 32.164 | 102.7 | 2:19.225 | 62.91 | 27.852 | 10:51:59.098 |
| 2 - | 38.560 | 81.0 | 57.406 | 58.3 | 31.688 | 93.5 | 2:07.654 | 68.62 | 16.281 | 10:54:06.752 |
| 3 - | 40.777 | 79.5 | 58.384 | 48.8 | 45.706 | 75.9 | 2:24.867 | 60.46 | 33.494 | 10:56:31.619 |
| 4 - | 46.782 | 51.2 | 1:11.891 | 47.4 | 47.125 | 45.4 | 2:45.798 | 52.83 | 54.425 | 10:59:17.417 |
| 5 - | 1:06.194 | 44.9 | 1:36.377 | 37.9 | 43.961 | 104.5 | 3:26.532 | 42.41 | 1:35.159 | 11:02:43.949 |
| 6 - | 38.773 | 80.8 | 52.258 | 69.4 | 31.670 | 88.5 | 2:02.701 (3) | 71.39 | 11.328 | 11:04:46.650 |
| 7 - | 38.690 | 88.0 | 52.276 | 63.1 | 27.714 | 127.8 | 1:58.680 (2) | 73.81 | 7.307 | 11:06:45.330 |
| 8 - | 34.875 | 85.3 | 50.882 | 73.2 | 25.616 | 126.3 | 1:51.373 (1) | 78.65 | | 11:08:36.703 |

| P23 28 SPDA | | KENNEALLY / BAKER | | | | | Porsche Boxster | | | |
|---------------------------|----------|--------------------------|----------|----------|--------|----------|--------------------|-------|-------------|--------------|
| IDEAL LAP TIME : 1:50.946 | | BEST LAP TIME : 1:51.448 | | | | | DIFFERENCE : 0.502 | | | |
| LAP | SECTOR 1 | SECTOR 2 | | SECTOR 3 | | LAP TIME | MPH | DIFF | TIME OF DAY | |
| 1 - | OUTLAP | 84.0 | 59.175 | 68.8 | 29.527 | 107.7 | 2:14.231 | 65.25 | 22.783 | 10:51:37.685 |
| 2 - | 40.881 | 85.3 | 54.484 | 74.6 | 27.976 | 109.6 | 2:03.341 | 71.02 | 11.893 | 10:53:41.026 |
| 3 - | 36.521 | 86.7 | 52.296 | 75.5 | 30.053 | 99.2 | 1:58.870 (3) | 73.69 | 7.422 | 10:55:39.896 |
| 4 - | 41.583 | 47.8 | 1:46.860 | 31.8 | 56.813 | 45.4 | 3:25.256 | 42.67 | 1:33.808 | 10:59:05.152 |
| 5 - | 1:02.986 | 40.2 | 1:39.742 | 32.3 | IN PIT | | 4:57.423 P | 29.45 | 3:05.975 | 11:04:02.575 |
| 6 - | OUTLAP | 85.8 | 50.915 | 82.0 | 26.299 | 113.3 | 1:57.569 | 74.50 | 6.121 | 11:06:00.144 |
| 7 - | 35.074 | 88.7 | 49.849 | 76.5 | 26.907 | 114.1 | 1:51.830 (2) | 78.33 | 0.382 | 11:07:51.974 |
| 8 - | 35.576 | 91.6 | 49.802 | 80.7 | 26.070 | 114.5 | 1:51.448 (1) | 78.60 | | 11:09:43.422 |

| P24 139 SP1 | | Rob HARDY | | | | | Porsche Boxster S | | | |
|---------------------------|----------|--------------------------|----------|----------|--------|----------|--------------------|-------|-------------|--------------|
| IDEAL LAP TIME : 1:51.478 | | BEST LAP TIME : 1:51.478 | | | | | DIFFERENCE : 0.000 | | | |
| LAP | SECTOR 1 | SECTOR 2 | | SECTOR 3 | | LAP TIME | MPH | DIFF | TIME OF DAY | |
| 1 - | OUTLAP | 82.2 | 59.112 | 65.3 | 29.271 | 108.9 | 2:13.024 | 65.85 | 21.546 | 10:50:54.789 |
| 2 - | 36.853 | 88.6 | 52.501 | 79.5 | 26.986 | | 1:56.340 (2) | 75.29 | 4.862 | 10:52:51.129 |
| 3 - | 36.692 | 89.9 | 51.959 | 74.6 | 28.923 | | 1:57.574 (3) | 74.50 | 6.096 | 10:54:48.703 |
| 4 - | 35.752 | 83.1 | 1:03.759 | 54.3 | 39.951 | 62.6 | 2:19.462 | 62.81 | 27.984 | 10:57:08.165 |
| 5 - | 45.532 | 51.3 | 1:23.299 | 36.0 | 41.527 | 73.1 | 2:50.358 | 51.42 | 58.880 | 10:59:58.523 |
| 6 - | 55.927 | 44.1 | 1:30.226 | 60.8 | 31.108 | | 2:57.261 | 49.41 | 1:05.783 | 11:02:55.784 |
| 7 - | 39.722 | 84.4 | 57.064 | 56.9 | 28.476 | 112.4 | 2:05.262 | 69.93 | 13.784 | 11:05:01.046 |
| 8 - | 36.880 | 90.5 | 54.614 | 73.0 | 28.003 | 110.7 | 1:59.497 | 73.30 | 8.019 | 11:07:00.543 |
| 9 - | 35.035 | 91.4 | 50.288 | 81.6 | 26.155 | 114.5 | 1:51.478 (1) | 78.57 | | 11:08:52.021 |

Bernie's V8's/ CALM All Porsche Trophy

QUALIFYING - SECTOR ANALYSIS



SECTOR 1 = FL to I1, SECTOR 2 = I1 to I2, SECTOR 3 = I2 to FL, DIFF = Difference To Personal Best Lap, P = Crossed Finish Line in Pit Lane, D = Time Disallowed

| P25 74 C | | P CARTER / B CARTER | | | | | MGB GT V8 | | | | |
|---------------------------|----------|--------------------------|----------|----------|--------|----------|--------------------|-------|-------------|--------------|--|
| IDEAL LAP TIME : 1:52.093 | | BEST LAP TIME : 1:52.093 | | | | | DIFFERENCE : 0.000 | | | | |
| LAP | SECTOR 1 | SECTOR 2 | | SECTOR 3 | | LAP TIME | MPH | DIFF | TIME OF DAY | | |
| 1 - | OUTLAP | 74.8 | 57.914 | 62.1 | 28.371 | 105.5 | 2:11.768 | 66.47 | 19.675 | 10:51:25.040 | |
| 2 - | 36.878 | 82.3 | 52.447 | 70.6 | 26.991 | 111.4 | 1:56.316 | 75.31 | 4.223 | 10:53:21.356 | |
| 3 - | 36.151 | 78.4 | 52.346 | 72.3 | 26.693 | 106.1 | 1:55.190 (3) | 76.04 | 3.097 | 10:55:16.546 | |
| 4 - | 38.314 | 69.5 | 1:03.030 | 47.5 | 39.522 | 68.8 | 2:20.866 | 62.18 | 28.773 | 10:57:37.412 | |
| 5 - | 47.441 | 55.5 | 1:14.138 | 50.6 | IN PIT | | 4:55.634 P | 29.63 | 3:03.541 | 11:02:33.046 | |
| 6 - | OUTLAP | 86.4 | 52.786 | 71.4 | 27.207 | 111.1 | 2:01.946 | 71.83 | 9.853 | 11:04:34.992 | |
| 7 - | 38.766 | 89.3 | 50.886 | 73.9 | 26.717 | 114.7 | 1:56.369 | 75.27 | 4.276 | 11:06:31.361 | |
| 8 - | 37.223 | 86.2 | 51.201 | 77.3 | 26.222 | 102.9 | 1:54.646 (2) | 76.40 | 2.553 | 11:08:26.007 | |
| 9 - | 35.913 | 88.8 | 50.145 | 76.3 | 26.035 | 115.1 | 1:52.093 (1) | 78.14 | | 11:10:18.100 | |

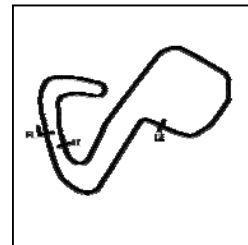
| P26 84 D | | Peter SAMUELS | | | | | MGB GT V8 | | | | |
|---------------------------|----------|--------------------------|----------|----------|--------|----------|--------------------|-------|-------------|--------------|--|
| IDEAL LAP TIME : 1:53.049 | | BEST LAP TIME : 1:53.207 | | | | | DIFFERENCE : 0.158 | | | | |
| LAP | SECTOR 1 | SECTOR 2 | | SECTOR 3 | | LAP TIME | MPH | DIFF | TIME OF DAY | | |
| 1 - | OUTLAP | 73.9 | 58.008 | 54.7 | 31.280 | 103.4 | 2:13.842 | 65.44 | 20.635 | 10:51:51.961 | |
| 2 - | 39.873 | 76.8 | 54.785 | 61.6 | 28.555 | 108.9 | 2:03.213 | 71.09 | 10.006 | 10:53:55.174 | |
| 3 - | 38.360 | 83.4 | 52.647 | 60.1 | 33.019 | 84.8 | 2:04.026 | 70.62 | 10.819 | 10:55:59.200 | |
| 4 - | 43.555 | 63.3 | 1:34.456 | 42.1 | 54.501 | 40.9 | 3:12.512 | 45.50 | 1:19.305 | 10:59:11.712 | |
| 5 - | 1:04.762 | 35.4 | 1:37.513 | 37.2 | 43.924 | 97.9 | 3:26.199 | 42.48 | 1:32.992 | 11:02:37.911 | |
| 6 - | 37.807 | 79.4 | 52.854 | 60.5 | 27.757 | 109.4 | 1:58.418 | 73.97 | 5.211 | 11:04:36.329 | |
| 7 - | 38.132 | 78.9 | 51.678 | 63.8 | 28.196 | 111.1 | 1:58.006 (3) | 74.23 | 4.799 | 11:06:34.335 | |
| 8 - | 35.277 | 87.1 | 51.363 | 65.5 | 27.052 | 110.5 | 1:53.692 (2) | 77.04 | 0.485 | 11:08:28.027 | |
| 9 - | 35.008 | 87.3 | 51.521 | 68.8 | 26.678 | 111.6 | 1:53.207 (1) | 77.37 | | 11:10:21.234 | |

| P27 18 SP4 | | David JONES | | | | | Porsche 924 | | | | |
|---------------------------|----------|--------------------------|----------|----------|--------|----------|--------------------|-------|-------------|--------------|--|
| IDEAL LAP TIME : 1:53.439 | | BEST LAP TIME : 1:53.490 | | | | | DIFFERENCE : 0.051 | | | | |
| LAP | SECTOR 1 | SECTOR 2 | | SECTOR 3 | | LAP TIME | MPH | DIFF | TIME OF DAY | | |
| 1 - | OUTLAP | 67.4 | 59.819 | 58.8 | 30.256 | 100.7 | 2:15.632 | 64.58 | 22.142 | 10:50:58.502 | |
| 2 - | 37.740 | 78.3 | 53.287 | 74.5 | 27.681 | 102.7 | 1:58.708 | 73.79 | 5.218 | 10:52:57.210 | |
| 3 - | 36.185 | 80.2 | 52.194 | 73.8 | 27.694 | 102.9 | 1:56.073 (3) | 75.46 | 2.583 | 10:54:53.283 | |
| 4 - | 36.314 | 77.8 | 1:03.730 | 55.0 | IN PIT | | 6:24.464 P | 22.78 | 4:30.974 | 11:01:17.747 | |
| 5 - | OUTLAP | 62.3 | 54.240 | 73.4 | 27.353 | 103.0 | 2:06.815 | 69.07 | 13.325 | 11:03:24.562 | |
| 6 - | 35.205 | 81.2 | 50.881 | 74.6 | 27.404 | 102.7 | 1:53.490 (1) | 77.18 | | 11:05:18.052 | |
| 7 - | 35.261 | 82.5 | 51.409 | 70.6 | 28.079 | 101.6 | 1:54.749 (2) | 76.33 | 1.259 | 11:07:12.801 | |

| P28 26 B | | Alan BRECK | | | | | Ford Capri | | | | |
|---------------------------|----------|--------------------------|----------|----------|--------|----------|--------------------|-------|-------------|--------------|--|
| IDEAL LAP TIME : 1:52.722 | | BEST LAP TIME : 1:54.006 | | | | | DIFFERENCE : 1.284 | | | | |
| LAP | SECTOR 1 | SECTOR 2 | | SECTOR 3 | | LAP TIME | MPH | DIFF | TIME OF DAY | | |
| 1 - | OUTLAP | 75.9 | 56.729 | 66.2 | 28.273 | 104.5 | 2:10.354 | 67.20 | 16.348 | 10:51:16.587 | |
| 2 - | 37.374 | 89.3 | 53.497 | 70.8 | 26.829 | 110.9 | 1:57.700 | 74.42 | 3.694 | 10:53:14.287 | |
| 3 - | 35.718 | 89.0 | 51.585 | 70.7 | 27.903 | 111.6 | 1:55.206 (3) | 76.03 | 1.200 | 10:55:09.493 | |
| 4 - | 38.057 | 64.5 | 1:07.665 | 45.4 | 41.048 | 68.0 | 2:26.770 | 59.68 | 32.764 | 10:57:36.263 | |
| 5 - | 47.069 | 55.6 | 1:13.404 | 46.2 | 40.450 | 71.7 | 2:40.923 | 54.43 | 46.917 | 11:00:17.186 | |
| 6 - | 45.081 | 57.6 | 1:28.210 | 47.0 | 29.812 | 113.1 | 2:43.103 | 53.70 | 49.097 | 11:03:00.289 | |
| 7 - | 37.877 | 90.4 | 57.175 | 66.0 | 38.208 | 99.7 | 2:13.260 | 65.73 | 19.254 | 11:05:13.549 | |
| 8 - | 35.928 | 92.3 | 52.098 | 72.7 | 25.980 | 112.0 | 1:54.006 (1) | 76.83 | | 11:07:07.555 | |
| 9 - | 36.745 | 86.9 | 51.024 | 63.2 | 27.196 | 112.2 | 1:54.965 (2) | 76.19 | 0.959 | 11:09:02.520 | |

Bernie's V8's/ CALM All Porsche Trophy

QUALIFYING - SECTOR ANALYSIS



SECTOR 1 = FL to I1, SECTOR 2 = I1 to I2, SECTOR 3 = I2 to FL, DIFF = Difference To Personal Best Lap, P = Crossed Finish Line in Pit Lane, D = Time Disallowed

| P29 157 C | | Ben TOVEY | | | | | MGB GT V8 | | | | |
|---------------------------|--------|--------------------------|-------------|---------------|-------------|---------------|--------------------|---------------------|--------------|--------------|---------------------|
| IDEAL LAP TIME : 1:53.695 | | BEST LAP TIME : 1:54.972 | | | | | DIFFERENCE : 1.277 | | | | |
| LAP | | SECTOR 1 | SECTOR 2 | | SECTOR 3 | | LAP TIME | MPH | DIFF | TIME OF DAY | |
| 1 - | OUTLAP | 80.2 | 56.417 | 60.2 | 29.215 | 112.5 | 2:08.272 | 68.29 | 13.300 | 10:50:56.569 | |
| 2 - | | 38.400 | 79.7 | 52.530 | 72.3 | 27.211 | 112.2 | 1:58.141 (2) | 74.14 | 3.169 | 10:52:54.710 |
| 3 - | | 36.409 | 86.0 | 50.633 | 61.4 | 27.930 | 110.1 | 1:54.972 (1) | 76.19 | | 10:54:49.682 |
| 4 - | | 35.851 | 78.5 | 1:03.514 | 53.3 | 39.896 | 65.4 | 2:19.261 (3) | 62.90 | 24.289 | 10:57:08.943 |
| 5 - | | 45.734 | 45.0 | 1:23.564 | 35.3 | 41.383 | 76.7 | 2:50.681 | 51.32 | 55.709 | 10:59:59.624 |
| 6 - | | 59.008 | 43.6 | | | IN PIT | | 7:13.150 P | 20.22 | 5:18.178 | 11:07:12.774 |
| 7 - | OUTLAP | 78.4 | 58.094 | 71.9 | 27.231 | 107.8 | | 2:07.854 | 68.51 | 12.882 | 11:09:20.628 |

| P30 30 SP2 | | Clayton SAMPSON | | | | | Porsche 968 Sport | | | | |
|---------------------------|--------|--------------------------|-------------|---------------|-------------|---------------|--------------------|---------------------|--------------|--------------|---------------------|
| IDEAL LAP TIME : 1:56.056 | | BEST LAP TIME : 1:56.689 | | | | | DIFFERENCE : 0.633 | | | | |
| LAP | | SECTOR 1 | SECTOR 2 | | SECTOR 3 | | LAP TIME | MPH | DIFF | TIME OF DAY | |
| 1 - | OUTLAP | 72.3 | 1:00.519 | 63.0 | 30.468 | 105.8 | 2:15.847 | 64.48 | 19.158 | 10:51:26.077 | |
| 2 - | | 40.326 | 80.1 | 55.414 | 74.5 | 28.032 | 109.6 | 2:03.772 (3) | 70.77 | 7.083 | 10:53:29.849 |
| 3 - | | 37.003 | 80.2 | 53.432 | 68.4 | 28.884 | 98.1 | 1:59.319 (2) | 73.41 | 2.630 | 10:55:29.168 |
| 4 - | | 46.449 | 30.9 | 1:50.390 | 34.1 | 57.102 | 44.6 | 3:33.941 | 40.94 | 1:37.252 | 10:59:03.109 |
| 5 - | | 1:02.782 | 41.6 | 1:39.829 | 31.9 | 39.465 | 106.0 | 3:22.076 | 43.34 | 1:25.387 | 11:02:25.185 |
| 6 - | | 35.860 | 86.0 | 52.164 | 79.0 | 28.665 | 108.2 | 1:56.689 (1) | 75.06 | | 11:04:21.874 |
| 7 - | | 36.502 | 89.5 | 53.778 | 69.4 | IN PIT | | 3:42.840 P | 39.31 | 1:46.151 | 11:08:04.714 |
| 8 - | OUTLAP | 84.8 | 56.901 | 65.5 | 28.964 | 99.8 | | 2:08.014 | 68.42 | 11.325 | 11:10:12.728 |

| P31 59 SP1 | | EGAR / BIRKETT | | | | | Porsche 968 | | | | |
|------------------|--------|--------------------------|-----------------|-------------|---------------|--------|---------------------|--------------|----------|---------------------|--------------|
| IDEAL LAP TIME : | | BEST LAP TIME : 1:57.093 | | | | | DIFFERENCE : | | | | |
| LAP | | SECTOR 1 | SECTOR 2 | | SECTOR 3 | | LAP TIME | MPH | DIFF | TIME OF DAY | |
| 1 - | OUTLAP | 67.5 | 1:04.933 | 51.6 | 29.377 | | 2:20.599 | 62.30 | 23.506 | 10:52:20.369 | |
| 2 - | | | | | | | 2:02.876 (2) | 71.29 | 5.783 | 10:54:23.245 | |
| 3 - | | | | | | | 2:18.902 (3) | 63.06 | 21.809 | 10:56:42.147 | |
| 4 - | | | | | | | 2:52.898 | 50.66 | 55.805 | 10:59:35.045 | |
| 5 - | | | | | | | 3:13.870 | 45.18 | 1:16.777 | 11:02:48.915 | |
| 6 - | | | | | | | 1:57.093 (1) | 74.81 | | 11:04:46.008 | |
| 7 - | | | | | | IN PIT | | 3:33.584 P | 41.01 | 1:36.491 | 11:08:19.592 |
| 8 - | OUTLAP | | | | | | | 1:56.983 | 74.88 | | 11:10:16.576 |

| P32 16 SP4 | | Dan GICK | | | | | Porsche 924 | | | | |
|---------------------------|--------|--------------------------|-------------|---------------|-------------|---------------|--------------------|---------------------|--------------|--------------|---------------------|
| IDEAL LAP TIME : 1:57.674 | | BEST LAP TIME : 1:57.674 | | | | | DIFFERENCE : 0.000 | | | | |
| LAP | | SECTOR 1 | SECTOR 2 | | SECTOR 3 | | LAP TIME | MPH | DIFF | TIME OF DAY | |
| 1 - | OUTLAP | 72.7 | 1:01.398 | 60.5 | 30.948 | 93.9 | 2:15.874 | 64.47 | 18.200 | 10:51:37.970 | |
| 2 - | | 42.714 | 72.2 | 58.660 | 66.8 | 29.305 | 95.5 | 2:10.679 | 67.03 | 13.005 | 10:53:48.649 |
| 3 - | | 37.584 | 78.4 | 54.195 | 70.0 | 33.290 | 74.8 | 2:05.069 (3) | 70.04 | 7.395 | 10:55:53.718 |
| 4 - | | 42.086 | 73.1 | 1:37.002 | 35.6 | 55.874 | 42.7 | 3:14.962 | 44.93 | 1:17.288 | 10:59:08.680 |
| 5 - | | 1:04.232 | 36.1 | 1:37.915 | 32.2 | 42.076 | 94.1 | 3:24.223 | 42.89 | 1:26.549 | 11:02:32.903 |
| 6 - | | 38.584 | 79.9 | 56.296 | 63.9 | 29.512 | 98.6 | 2:04.392 (2) | 70.42 | 6.718 | 11:04:37.295 |
| 7 - | | 39.910 | 71.2 | 57.536 | 73.9 | 27.734 | 102.6 | 2:05.180 | 69.97 | 7.506 | 11:06:42.475 |
| 8 - | | 37.023 | 80.6 | 53.102 | 74.5 | 27.549 | 101.9 | 1:57.674 (1) | 74.44 | | 11:08:40.149 |

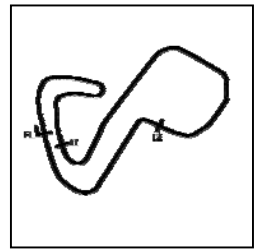
| P33 55 SP4 | | Stephen POTTS | | | | | Porsche 924 | | | | |
|------------------|--|--------------------------|----------|--|----------|--|---------------------|--------------|----------|---------------------|--|
| IDEAL LAP TIME : | | BEST LAP TIME : 1:58.787 | | | | | DIFFERENCE : | | | | |
| LAP | | SECTOR 1 | SECTOR 2 | | SECTOR 3 | | LAP TIME | MPH | DIFF | TIME OF DAY | |
| 1 - | | | | | | | 2:11.772 | 66.47 | 12.985 | 10:53:48.952 | |
| 2 - | | | | | | | 2:09.713 | 67.53 | 10.926 | 10:55:58.665 | |
| 3 - | | | | | | | 7:28.311 | 19.53 | 5:29.524 | 11:03:26.976 | |
| 4 - | | | | | | | 1:59.003 (2) | 73.61 | 0.216 | 11:05:25.979 | |
| 5 - | | | | | | | 1:58.787 (1) | 73.74 | | 11:07:24.766 | |
| 6 - | | | | | | | 1:59.804 (3) | 73.11 | 1.017 | 11:09:24.570 | |

Weather / Track : Overcast / Dry

Brands Hatch GP
Circuit Length = 2.4332 miles
Start: 10:48 Flag 11:08 End: 11:11

Bernie's V8's/ CALM All Porsche Trophy

QUALIFYING - SECTOR ANALYSIS



SECTOR 1 = FL to I1, SECTOR 2 = I1 to I2, SECTOR 3 = I2 to FL, DIFF = Difference To Personal Best Lap, P = Crossed Finish Line in Pit Lane, D = Time Disallowed

| P34 | | 11 SP4 | | John JONES | | Porsche 924 | | | | |
|---------------------------|----------|--------------------------|----------|--------------------|--------|-------------|--------------|-------|----------|--------------|
| IDEAL LAP TIME : 1:58.909 | | BEST LAP TIME : 1:58.909 | | DIFFERENCE : 0.000 | | | | | | |
| LAP | SECTOR 1 | SECTOR 2 | SECTOR 3 | LAP TIME | MPH | DIFF | TIME OF DAY | | | |
| 1 - | OUTLAP | 67.0 | 1:05.468 | 57.0 | 32.571 | 94.2 | 2:25.393 | 60.24 | 26.484 | 10:51:36.961 |
| 2 - | 42.915 | 72.3 | 1:01.962 | 66.9 | 30.774 | 97.3 | 2:15.651 | 64.57 | 16.742 | 10:53:52.612 |
| 3 - | 39.828 | 76.2 | 59.332 | 57.4 | 35.356 | 87.6 | 2:14.516 | 65.12 | 15.607 | 10:56:07.128 |
| 4 - | 41.396 | 71.3 | 1:32.419 | 36.6 | 53.803 | 43.9 | 3:07.618 | 46.68 | 1:08.709 | 10:59:14.746 |
| 5 - | 1:05.297 | 30.3 | 1:37.104 | 40.7 | 44.993 | 95.3 | 3:27.394 | 42.23 | 1:28.485 | 11:02:42.140 |
| 6 - | 39.491 | 76.0 | 56.441 | 67.5 | 30.072 | 98.9 | 2:06.004 (3) | 69.52 | 7.095 | 11:04:48.144 |
| 7 - | 39.032 | 77.2 | 55.705 | 65.0 | 29.498 | 99.1 | 2:04.235 (2) | 70.51 | 5.326 | 11:06:52.379 |
| 8 - | 36.846 | 78.9 | 53.587 | 67.7 | 28.476 | 100.3 | 1:58.909 (1) | 73.66 | | 11:08:51.288 |

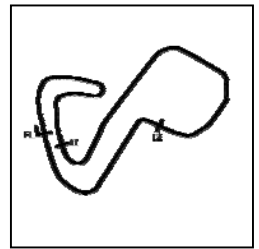
| P35 | | 66 A | | Andrew LAMBERT | | RAM Cobra | | | | |
|---------------------------|----------|--------------------------|----------|--------------------|--------|-----------|--------------|-------|--------|--------------|
| IDEAL LAP TIME : 1:59.243 | | BEST LAP TIME : 1:59.247 | | DIFFERENCE : 0.004 | | | | | | |
| LAP | SECTOR 1 | SECTOR 2 | SECTOR 3 | LAP TIME | MPH | DIFF | TIME OF DAY | | | |
| 1 - | OUTLAP | 65.5 | 1:06.274 | 56.9 | 32.540 | 96.2 | 2:26.338 | 59.86 | 27.091 | 10:52:22.934 |
| 2 - | 40.585 | 74.2 | 1:00.172 | 60.0 | 31.784 | 97.9 | 2:12.541 | 66.09 | 13.294 | 10:54:35.475 |
| 3 - | 40.139 | 76.0 | 1:07.941 | 47.0 | 39.122 | 70.7 | 2:27.202 | 59.50 | 27.955 | 10:57:02.677 |
| 4 - | 47.764 | 63.0 | 1:22.460 | 36.9 | 42.578 | 62.2 | 2:52.802 | 50.69 | 53.555 | 10:59:55.479 |
| 5 - | 55.433 | 45.4 | 1:29.998 | 48.6 | 32.219 | 105.8 | 2:57.650 | 49.30 | 58.403 | 11:02:53.129 |
| 6 - | 40.923 | 79.7 | 57.269 | 59.2 | 29.239 | 109.4 | 2:07.431 (3) | 68.74 | 8.184 | 11:05:00.560 |
| 7 - | 39.735 | 81.5 | 55.470 | 68.4 | 27.252 | 111.8 | 2:02.457 (2) | 71.53 | 3.210 | 11:07:03.017 |
| 8 - | 37.035 | 84.9 | 54.956 | 63.7 | 27.256 | 101.9 | 1:59.247 (1) | 73.45 | | 11:09:02.264 |

| P36 | | 48 C | | Matt SNOWBALL | | Plymouth Cuda | | | | |
|---------------------------|----------|--------------------------|----------|--------------------|--------|---------------|--------------|-------|----------|--------------|
| IDEAL LAP TIME : 1:57.604 | | BEST LAP TIME : 2:00.286 | | DIFFERENCE : 2.682 | | | | | | |
| LAP | SECTOR 1 | SECTOR 2 | SECTOR 3 | LAP TIME | MPH | DIFF | TIME OF DAY | | | |
| 1 - | OUTLAP | 68.6 | 59.605 | 66.5 | 29.516 | 109.4 | 2:17.140 | 63.87 | 16.854 | 10:51:42.555 |
| 2 - | 39.435 | 76.1 | 1:00.808 | 68.5 | 27.942 | 112.4 | 2:08.185 | 68.33 | 7.899 | 10:53:50.740 |
| 3 - | 39.248 | 86.4 | 52.889 | 66.0 | 32.532 | 83.2 | 2:04.669 | 70.26 | 4.383 | 10:55:55.409 |
| 4 - | 42.361 | 65.4 | 1:37.356 | 41.0 | 55.305 | 43.7 | 3:15.022 | 44.91 | 1:14.736 | 10:59:10.431 |
| 5 - | 1:04.920 | 36.2 | 1:37.538 | 35.8 | 40.955 | 94.9 | 3:23.413 | 43.06 | 1:23.127 | 11:02:33.844 |
| 6 - | 38.568 | 84.7 | 54.632 | 71.5 | 27.729 | 109.2 | 2:00.929 (2) | 72.43 | 0.643 | 11:04:34.773 |
| 7 - | 41.584 | 80.1 | 54.061 | 78.5 | 28.643 | 112.5 | 2:04.288 (3) | 70.48 | 4.002 | 11:06:39.061 |
| 8 - | 36.986 | 91.0 | 54.323 | 76.4 | 28.977 | 109.6 | 2:00.286 (1) | 72.82 | | 11:08:39.347 |

| P37 | | 60 A | | Mark LILLINGTON | | MGB GT V8 | | | | |
|---------------------------|----------|--------------------------|----------|--------------------|--------|-----------|--------------|-------|--------|--------------|
| IDEAL LAP TIME : 2:00.961 | | BEST LAP TIME : 2:00.961 | | DIFFERENCE : 0.000 | | | | | | |
| LAP | SECTOR 1 | SECTOR 2 | SECTOR 3 | LAP TIME | MPH | DIFF | TIME OF DAY | | | |
| 1 - | OUTLAP | 66.0 | 1:06.975 | 57.3 | 30.944 | 88.5 | 2:25.599 | 60.16 | 24.638 | 10:52:23.383 |
| 2 - | 41.096 | 71.3 | 59.982 | 62.4 | 29.481 | 102.2 | 2:10.559 | 67.09 | 9.598 | 10:54:33.942 |
| 3 - | 38.784 | 79.0 | 1:08.081 | 53.3 | 39.381 | 70.6 | 2:26.246 | 59.89 | 25.285 | 10:57:00.188 |
| 4 - | 47.302 | 56.8 | 1:22.788 | 38.0 | 42.783 | 60.3 | 2:52.873 | 50.67 | 51.912 | 10:59:53.061 |
| 5 - | 54.787 | 54.5 | 1:30.386 | 45.3 | 34.307 | 103.7 | 2:59.480 | 48.80 | 58.519 | 11:02:52.541 |
| 6 - | 39.461 | 75.8 | 57.490 | 57.8 | 29.275 | 106.6 | 2:06.226 (3) | 69.39 | 5.265 | 11:04:58.767 |
| 7 - | 38.422 | 85.1 | 54.719 | 73.1 | 28.936 | 99.2 | 2:02.077 (2) | 71.75 | 1.116 | 11:07:00.844 |
| 8 - | 38.265 | 86.7 | 54.661 | 67.0 | 28.035 | 98.8 | 2:00.961 (1) | 72.41 | | 11:09:01.805 |

Bernie's V8's/ CALM All Porsche Trophy

QUALIFYING - SECTOR ANALYSIS



SECTOR 1 = FL to I1, SECTOR 2 = I1 to I2, SECTOR 3 = I2 to FL, DIFF = Difference To Personal Best Lap, P = Crossed Finish Line in Pit Lane, D = Time Disallowed

| P38 166 SP1 | | Vikram SUDERA | | | | Porsche Boxster S | | | | |
|---------------------------|----------|--------------------------|----------|----------|--------|--------------------|--------------|-------|-------------|--------------|
| IDEAL LAP TIME : 2:01.486 | | BEST LAP TIME : 2:01.872 | | | | DIFFERENCE : 0.386 | | | | |
| LAP | SECTOR 1 | SECTOR 2 | | SECTOR 3 | | LAP TIME | MPH | DIFF | TIME OF DAY | |
| 1 - | OUTLAP | 76.2 | 1:00.423 | 65.2 | 30.484 | 97.8 | 2:16.794 | 64.03 | 14.922 | 10:51:25.395 |
| 2 - | 40.451 | 79.3 | 1:00.113 | 67.1 | 30.943 | 96.4 | 2:11.507 (3) | 66.61 | 9.635 | 10:53:36.902 |
| 3 - | 40.684 | 66.1 | 58.752 | 58.3 | 36.345 | 75.4 | 2:15.781 | 64.51 | 13.909 | 10:55:52.683 |
| 4 - | 41.998 | 74.8 | 1:37.114 | 30.7 | 55.829 | 44.8 | 3:14.941 | 44.93 | 1:13.069 | 10:59:07.624 |
| 5 - | 1:03.655 | 42.5 | 1:38.689 | 31.0 | 42.199 | 101.3 | 3:24.543 | 42.82 | 1:22.671 | 11:02:32.167 |
| 6 - | 38.676 | 84.5 | 54.937 | 73.8 | 28.259 | 106.0 | 2:01.872 (1) | 71.87 | | 11:04:34.039 |
| 7 - | 40.123 | 71.2 | 1:02.824 | 69.6 | 31.140 | 101.8 | 2:14.087 | 65.32 | 12.215 | 11:06:48.126 |
| 8 - | 38.923 | 82.0 | 54.551 | 72.7 | 28.598 | 104.6 | 2:02.072 (2) | 71.75 | 0.200 | 11:08:50.198 |

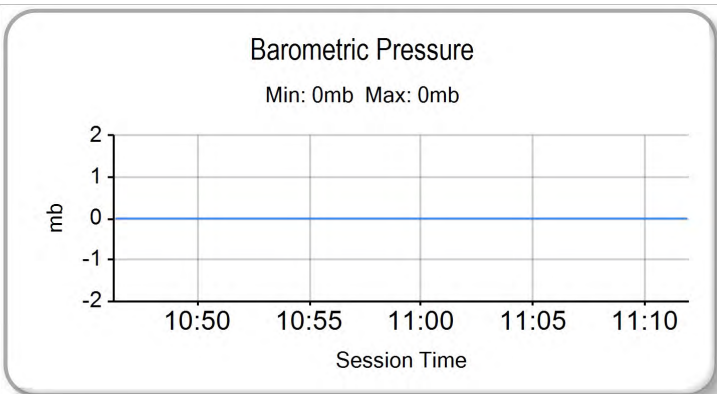
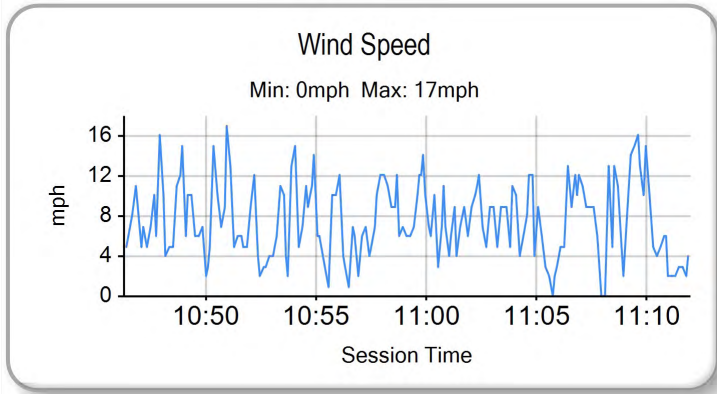
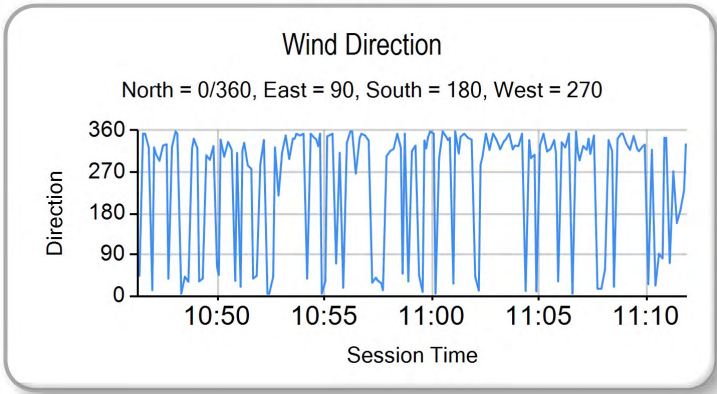
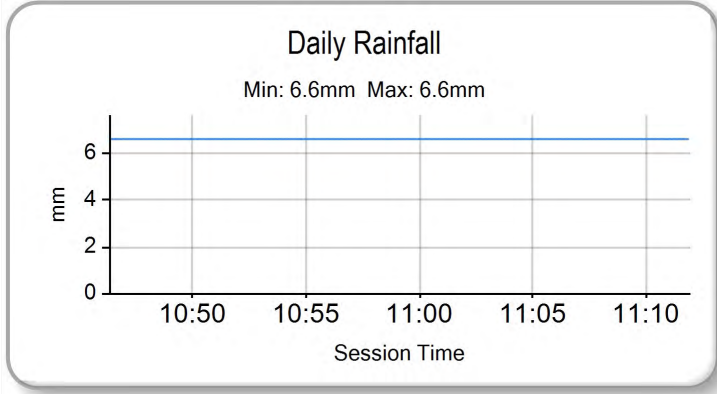
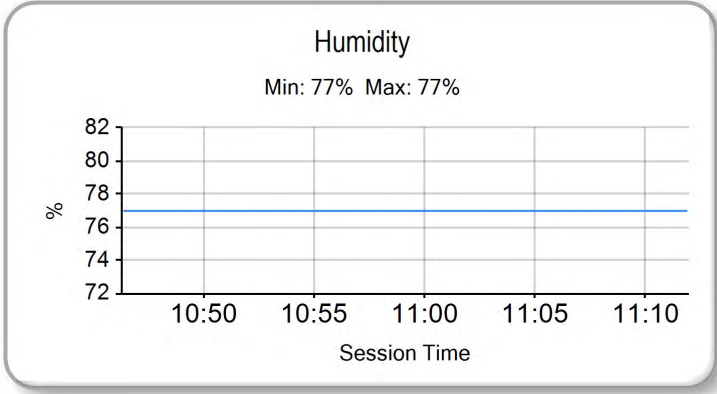
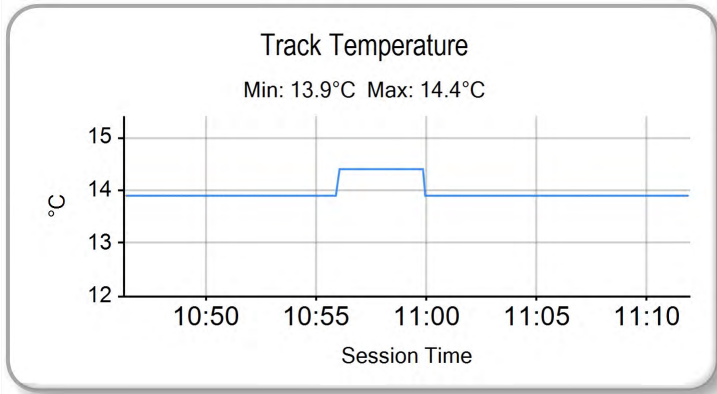
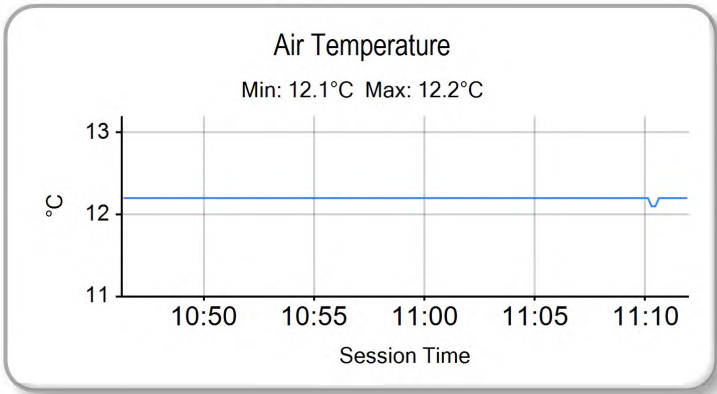
| P39 141 SP4 | | ROSSIN / CALLAHAN | | | | Porsche 924 | | | | |
|---------------------------|----------|--------------------------|--------|----------|--------|--------------------|--------------|-------|-------------|--------------|
| IDEAL LAP TIME : 2:05.789 | | BEST LAP TIME : 2:07.656 | | | | DIFFERENCE : 1.867 | | | | |
| LAP | SECTOR 1 | SECTOR 2 | | SECTOR 3 | | LAP TIME | MPH | DIFF | TIME OF DAY | |
| 1 - | OUTLAP | 69.4 | 59.626 | 68.3 | 31.109 | 94.7 | 2:14.470 | 65.14 | 6.814 | 10:51:50.394 |
| 2 - | 39.507 | 76.6 | 57.041 | 58.6 | 31.108 | 93.8 | 2:07.656 (1) | 68.62 | | 10:53:58.050 |

| P40 46 D | | Stuart ENTWISTLE | | | | Chevrolet Impala | | | | |
|---------------------------|----------|--------------------------|----------|----------|--------|--------------------|--------------|-------|-------------|--------------|
| IDEAL LAP TIME : 2:09.048 | | BEST LAP TIME : 2:10.534 | | | | DIFFERENCE : 1.486 | | | | |
| LAP | SECTOR 1 | SECTOR 2 | | SECTOR 3 | | LAP TIME | MPH | DIFF | TIME OF DAY | |
| 1 - | OUTLAP | 65.0 | 1:00.220 | 52.7 | 32.181 | 95.8 | 2:16.713 | 64.07 | 6.179 | 10:51:51.438 |
| 2 - | 40.826 | 70.4 | 1:01.414 | 54.3 | 32.663 | 93.5 | 2:14.903 | 64.93 | 4.369 | 10:54:06.341 |
| 3 - | 41.456 | 69.2 | 1:08.079 | 44.1 | 45.480 | 68.2 | 2:35.015 | 56.50 | 24.481 | 10:56:41.356 |
| 4 - | 48.304 | 54.5 | 1:22.663 | 43.9 | 41.051 | 64.1 | 2:52.018 | 50.92 | 41.484 | 10:59:33.374 |
| 5 - | 57.914 | 46.9 | 1:34.381 | 39.0 | 43.711 | 96.2 | 3:16.006 | 44.69 | 1:05.472 | 11:02:49.380 |
| 6 - | 41.078 | 72.9 | 58.316 | 55.8 | 31.425 | 94.2 | 2:10.819 (2) | 66.96 | 0.285 | 11:05:00.199 |
| 7 - | 40.357 | 67.1 | 1:01.659 | 53.1 | 31.297 | 97.2 | 2:13.313 (3) | 65.70 | 2.779 | 11:07:13.512 |
| 8 - | 40.228 | 73.3 | 59.802 | 56.0 | 30.504 | 97.6 | 2:10.534 (1) | 67.10 | | 11:09:24.046 |

| P41 188 SP4 | | VALENTINE / WESTBY | | | | Porsche 924 | | | | |
|---------------------------|----------|--------------------------|----------|----------|--------|--------------------|--------------|-------|-------------|--------------|
| IDEAL LAP TIME : 2:08.883 | | BEST LAP TIME : 2:12.899 | | | | DIFFERENCE : 4.016 | | | | |
| LAP | SECTOR 1 | SECTOR 2 | | SECTOR 3 | | LAP TIME | MPH | DIFF | TIME OF DAY | |
| 1 - | OUTLAP | 65.0 | 1:05.702 | 59.8 | 33.149 | 89.3 | 2:26.918 | 59.62 | 14.019 | 10:52:16.704 |
| 2 - | 44.430 | 67.9 | 1:00.389 | 64.0 | 30.932 | 95.3 | 2:15.751 (2) | 64.52 | 2.852 | 10:54:32.455 |
| 3 - | 41.258 | 73.1 | 1:08.272 | 56.2 | 39.576 | 68.5 | 2:29.106 (3) | 58.74 | 16.207 | 10:57:01.561 |
| 4 - | 47.675 | 58.0 | 1:21.917 | 38.7 | 42.913 | 60.2 | 2:52.505 | 50.78 | 39.606 | 10:59:54.066 |
| 5 - | 54.979 | 52.7 | 1:30.142 | 47.3 | 33.735 | 91.5 | 2:58.856 | 48.97 | 45.957 | 11:02:52.922 |
| 6 - | 41.171 | 73.5 | 1:00.670 | 66.5 | 31.058 | 96.5 | 2:12.899 (1) | 65.91 | | 11:05:05.821 |

| P42 88 B | | Keith VAUGHAN WILLIAMS | | | | TVR Tuscan | | | | |
|---------------------------|----------|------------------------|----------|----------|--------|--------------|----------|-------|-------------|--------------|
| IDEAL LAP TIME : 2:15.698 | | BEST LAP TIME : | | | | DIFFERENCE : | | | | |
| LAP | SECTOR 1 | SECTOR 2 | | SECTOR 3 | | LAP TIME | MPH | DIFF | TIME OF DAY | |
| 1 - | OUTLAP | 70.2 | 1:03.936 | 49.4 | 31.921 | 95.3 | 2:24.136 | 60.77 | | 10:52:27.228 |

Bernie's V8's/ CALM All Porsche Trophy QUALIFYING - WEATHER CONDITIONS



Weather / Track : Overcast / Dry

Results can be found at www.tsl-timing.com

Brands Hatch GP
Circuit Length = 2.4332 miles
Start: 10:48 Flag 11:08 End: 11:11

Printed - 11:27 Saturday, 29 August 2020

Bernie's V8's/ CALM All Porsche Trophy

QUALIFYING - STATISTICS

Competitors Started 42
Planned Start 2020-08-29 @ 10:40:00.000
Actual Start 2020-08-29 @ 10:48:27.148
Finish Time 2020-08-29 @ 11:08:29.289
Track Length 2.4332mi.
Total Laps 335
Total Distance Covered 815.1520mi.

Session Fastest Lap History

| NO | CL | NAME | LAP TIME | TIME OF DAY | LAP | VEHICLE |
|-----|-----|---------------------|----------|--------------|-----|-------------------|
| 7 | B | Christian DOUGLAS | 1:50.227 | 10:52:30.065 | 2 | TVR Tuscan |
| 56 | A | Matt HOLBEN | 1:49.959 | 10:52:30.299 | 2 | TVR Tuscan |
| 35 | SP2 | Ben DEMETRIOU | 1:49.944 | 10:52:44.614 | 2 | Porsche Boxster S |
| 35 | SP2 | Ben DEMETRIOU | 1:48.455 | 10:54:33.068 | 3 | Porsche Boxster S |
| 4 | SP1 | James GUNN-CARTER | 1:48.212 | 10:54:49.502 | 3 | Porsche Boxster S |
| 93 | A | Russell MCCARTHY | 1:45.800 | 10:55:18.632 | 3 | MGB GT V8 |
| 98 | A | Alex THISTLETHWAYTE | 1:44.836 | 11:06:06.090 | 5 | Lola T70 Mk1 |
| 571 | A | MOYCE / ELLIS | 1:43.144 | 11:08:37.132 | 7 | TVR Tuscan |

Flag History

| TYPE | TIME OF DAY |
|--------|--------------|
| GREEN | 10:48:27.148 |
| SAFETY | 10:55:05.522 |
| GREEN | 11:02:22.274 |
| FINISH | 11:08:29.289 |

Flag Statistics

| TYPE | COUNT | TOTAL LAPS | TOTAL TIME |
|------------|-------|------------|------------|
| Green | 2 | 8 | 16:10.533 |
| Red | 0 | 0 | 0.000 |
| Safety Car | 1 | 2 | 7:16.751 |
| FCY | 0 | 0 | 0.000 |

Bernie's V8's/ CALM All Porsche Trophy

QUALIFYING - STATISTICS

CLASS : B

6 Starters

Fastest Lap History

| NO | NAME | LAP TIME | TIME OF DAY | LAP | VEHICLE |
|----|-------------------|----------|--------------|-----|--------------------------|
| 7 | Christian DOUGLAS | 1:50.227 | 10:52:30.065 | 2 | TVR Tuscan |
| 41 | Graham WALDEN | 1:49.988 | 10:52:41.194 | 2 | TVR Tuscan Challenge RV8 |
| 41 | Graham WALDEN | 1:49.711 | 11:04:38.949 | 7 | TVR Tuscan Challenge RV8 |
| 41 | Graham WALDEN | 1:45.454 | 11:08:15.608 | 9 | TVR Tuscan Challenge RV8 |
| 41 | Graham WALDEN | 1:43.677 | 11:09:59.286 | 10 | TVR Tuscan Challenge RV8 |
| 7 | Christian DOUGLAS | 1:43.639 | 11:10:06.127 | 10 | TVR Tuscan |

Weather / Track : Overcast / Dry

Results can be found at www.tsl-timing.com

Page 2 of 9

Brands Hatch GP
Circuit Length = 2.4332 miles
Start: 10:48 Flag 11:08 End: 11:11
Printed - 11:26 Saturday, 29 August 2020

Bernie's V8's/ CALM All Porsche Trophy

QUALIFYING - STATISTICS

CLASS : C

4 Starters

Fastest Lap History

| NO | NAME | LAP TIME | TIME OF DAY | LAP | VEHICLE |
|----|-------------------------|----------|--------------|-----|---------------------|
| 9 | B ROBINSON / T ROBINSON | 1:55.531 | 10:52:51.241 | 2 | Chevrolet Camaro V8 |
| 9 | B ROBINSON / T ROBINSON | 1:53.645 | 10:54:44.976 | 3 | Chevrolet Camaro V8 |
| 9 | B ROBINSON / T ROBINSON | 1:46.511 | 11:08:40.720 | 8 | Chevrolet Camaro V8 |

Bernie's V8's/ CALM All Porsche Trophy

QUALIFYING - STATISTICS

CLASS : A

10 Starters

Fastest Lap History

| NO | NAME | LAP TIME | TIME OF DAY | LAP | VEHICLE |
|-----|---------------------|----------|--------------|-----|--------------|
| 56 | Matt HOLBEN | 1:49.959 | 10:52:30.299 | 2 | TVR Tuscan |
| 93 | Russell MCCARTHY | 1:45.800 | 10:55:18.632 | 3 | MGB GT V8 |
| 98 | Alex THISTLETHWAYTE | 1:44.836 | 11:06:06.090 | 5 | Lola T70 Mk1 |
| 571 | MOYCE / ELLIS | 1:43.144 | 11:08:37.132 | 7 | TVR Tuscan |

Bernie's V8's/ CALM All Porsche Trophy

QUALIFYING - STATISTICS

CLASS : D

3 Starters

Fastest Lap History

| NO | NAME | LAP TIME | TIME OF DAY | LAP | VEHICLE |
|----|-----------------|-----------------|--------------|-----|-------------|
| 27 | Martin REYNOLDS | 1:56.516 | 10:52:53.439 | 2 | Ford Escort |
| 27 | Martin REYNOLDS | 1:55.111 | 10:54:48.550 | 3 | Ford Escort |
| 27 | Martin REYNOLDS | 1:50.718 | 11:06:50.061 | 8 | Ford Escort |
| 27 | Martin REYNOLDS | 1:48.689 | 11:08:38.750 | 9 | Ford Escort |

Bernie's V8's/ CALM All Porsche Trophy

QUALIFYING - STATISTICS

CLASS : SP1

7 Starters

Fastest Lap History

| NO | NAME | LAP TIME | TIME OF DAY | LAP | VEHICLE |
|----|-------------------|----------|--------------|-----|----------------------|
| 58 | Chris BIALAN | 1:50.859 | 10:52:32.936 | 2 | Porsche 944 S2 Turbo |
| 4 | James GUNN-CARTER | 1:48.212 | 10:54:49.502 | 3 | Porsche Boxster S |
| 4 | James GUNN-CARTER | 1:48.034 | 11:08:26.037 | 9 | Porsche Boxster S |
| 43 | Steve CHEETHAM | 1:47.433 | 11:08:31.928 | 7 | Porsche Cayman S |
| 4 | James GUNN-CARTER | 1:45.905 | 11:10:11.946 | 10 | Porsche Boxster S |

Bernie's V8's/ CALM All Porsche Trophy

QUALIFYING - STATISTICS

CLASS : SP4

6 Starters

Fastest Lap History

| NO | NAME | LAP TIME | TIME OF DAY | LAP | VEHICLE |
|----|-------------|-----------------|--------------|-----|-------------|
| 18 | David JONES | 1:58.708 | 10:52:57.215 | 2 | Porsche 924 |
| 18 | David JONES | 1:56.073 | 10:54:53.286 | 3 | Porsche 924 |
| 18 | David JONES | 1:53.490 | 11:05:18.055 | 6 | Porsche 924 |

Bernie's V8's/ CALM All Porsche Trophy

QUALIFYING - STATISTICS

CLASS : SPDA

3 Starters

Fastest Lap History

| NO | NAME | LAP TIME | TIME OF DAY | LAP | VEHICLE |
|-----|---------------|----------|--------------|-----|-------------------|
| 17 | Leigh BOWDEN | 1:57.277 | 10:53:09.874 | 2 | Porsche Boxster S |
| 17 | Leigh BOWDEN | 1:51.057 | 10:55:00.931 | 3 | Porsche Boxster S |
| 146 | Garry GOODWIN | 1:50.562 | 11:08:03.128 | 8 | Porsche Boxster S |
| 146 | Garry GOODWIN | 1:49.477 | 11:09:52.605 | 9 | Porsche Boxster S |

Bernie's V8's/ CALM All Porsche Trophy

QUALIFYING - STATISTICS

CLASS : SP2


3 Starters

Fastest Lap History

| NO | NAME | LAP TIME | TIME OF DAY | LAP | VEHICLE |
|----|---------------|-----------------|--------------|-----|-------------------|
| 35 | Ben DEMETRIOU | 1:49.944 | 10:52:44.614 | 2 | Porsche Boxster S |
| 35 | Ben DEMETRIOU | 1:48.455 | 10:54:33.068 | 3 | Porsche Boxster S |
| 35 | Ben DEMETRIOU | 1:44.896 | 11:08:17.819 | 9 | Porsche Boxster S |
| 35 | Ben DEMETRIOU | 1:44.631 | 11:10:02.450 | 10 | Porsche Boxster S |

Bernie's V8's/ CALM All Porsche Trophy

RACE 4 - GRID (40 minutes)

| | | | | | | |
|--|----|-----|---------------------------------|----|-----|-------------------------------------|
| ROW 21 | 41 | 188 | 2:12.899 VALENTINE / WESTBY | 42 | 88 | Keith VAUGHAN WILLIAMS |
| ROW 20 | 39 | 141 | 2:07.656 ROSSIN / CALLAHAN | 40 | 46 | 2:10.534 Stuart ENTWISTLE |
| ROW 19 | 37 | 60 | 2:00.961 Mark LILLINGTON | 38 | 166 | 2:01.872 Vikram SUDERA |
| ROW 18 | 35 | 66 | 1:59.247 Andrew LAMBERT | 36 | 48 | 2:00.286 Matt SNOWBALL |
| ROW 17 | 33 | 55 | 1:58.787 Stephen POTTS | 34 | 11 | 1:58.909 John JONES |
| ROW 16 | 31 | 59 | 1:57.093 EGAR / BIRKETT | 32 | 16 | 1:57.674 Dan GICK |
| ROW 15 | 29 | 157 | 1:54.972 Ben TOVEY | 30 | 30 | 1:56.689 Clayton SAMPSON |
| ROW 14 | 27 | 18 | 1:53.490 David JONES | 28 | 26 | 1:54.006 Alan BRECK |
| ROW 13 | 25 | 74 | 1:52.093 P CARTER / B CARTER | 26 | 84 | 1:53.207 Peter SAMUELS |
| ROW 12 | 23 | 28 | 1:51.448 KENNEALLY / BAKER | 24 | 139 | 1:51.478 Rob HARDY |
| ROW 11 | 21 | 135 | 1:50.867 Johnathan EVANS | 22 | 54 | 1:51.373 Christopher RIDGE |
| ROW 10 | 19 | 17 | 1:50.744 Leigh BOWDEN | 20 | 22 | 1:50.843 BICKNELL / EVERSON |
| ROW 9 | 17 | 25 | 1:49.716 J MCHUGH / T MCHUGH | 18 | 8 | 1:50.274 Adam CHODOSH |
| ROW 8 | 15 | 58 | 1:49.068 Chris BIALAN | 16 | 146 | 1:49.477 Garry GOODWIN |
| ROW 7 | 13 | 39 | 1:48.627 LIM / JAMES | 14 | 27 | 1:48.689 Martin REYNOLDS |
| ROW 6 | 11 | 120 | 1:46.954 Rikki CANN | 12 | 43 | 1:47.433 Steve CHEETHAM |
| ROW 5 | 9 | 97 | 1:46.181 Andrew KNIGHT | 10 | 9 | 1:46.511 B ROBINSON / T ROBINSON |
| ROW 4 | 7 | 93 | 1:45.800 Russell MCCARTHY | 8 | 4 | 1:45.905 James GUNN-CARTER |
| ROW 3 | 5 | 56 | 1:44.658 Matt HOLBEN | 6 | 98 | 1:44.715 Alex THISTLETHWAYTE |
| ROW 2 | 3 | 41 | 1:43.677 Graham WALDEN | 4 | 35 | 1:44.631 Ben DEMETRIOU |
| ROW 1 | 1 | 571 | 1:43.144 MOYCE / ELLIS | 2 | 7 | 1:43.639 Christian DOUGLAS |
| Pole | | | | | | |
|  | | | | | | |

Brands Hatch GP
Circuit Length = 2.4332 miles

These results are provisional until the conclusion of any judicial and technical matters.

| | | |
|-------------------|-----------|--------------|
| Clerk Of Course : | Steward : | Timekeeper : |
| | | |

Bernie's V8's/ CALM All Porsche Trophy

RACE 4 - CLASSIFICATION

| POS | NO | CL | PIC NAME | ENTRY | LAPS | TIME | GAP | DIFF | MPH | BEST | ON |
|-----|-----|------|-----------------------|---------------------------|------|-----------|----------|--------|-------|----------|----|
| 1 | 41 | B | 1 Graham WALDEN | TVR Tuscan Challenge RV8 | 21 | 38:23.237 | | | 79.86 | 1:42.228 | 16 |
| 2 | 43 | SP1 | 1 Steve CHEETHAM | Porsche Cayman S | 21 | 39:20.213 | 56.976 | 56.976 | 77.94 | 1:43.213 | 7 |
| 3 | 93 | A | 1 Russell MCCARTHY | MGB GT V8 | 21 | 39:27.251 | 1:04.014 | 7.038 | 77.70 | 1:44.003 | 11 |
| 4 | 22 | A | 2 BICKNELL / EVERSON | Ford ASCAR V8 Mk3 Mustang | 21 | 39:28.125 | 1:04.888 | 0.874 | 77.68 | 1:42.146 | 18 |
| 5 | 39 | A | 3 LIM / JAMES | RAM SC | 21 | 39:29.113 | 1:05.876 | 0.988 | 77.64 | 1:41.988 | 3 |
| 6 | 4 | SP1 | 2 James GUNN-CARTER | Porsche Boxster S | 21 | 39:32.440 | 1:09.203 | 3.327 | 77.53 | 1:43.159 | 7 |
| 7 | 8 | B | 2 Adam CHODOSH | Chevrolet Corvette | 21 | 39:57.061 | 1:33.824 | 24.621 | 76.74 | 1:45.951 | 10 |
| 8 | 35 | SP2 | 1 Ben DEMETRIOU | Porsche Boxster S | 21 | 40:08.106 | 1:44.869 | 11.045 | 76.39 | 1:45.204 | 16 |
| 9 | 146 | SPDA | 1 Garry GOODWIN | Porsche Boxster S | 20 | 38:50.672 | 1 Lap | 1 Lap | 75.17 | 1:46.007 | 19 |
| 10 | 17 | SPDA | 2 Leigh BOWDEN | Porsche Boxster S | 20 | 38:51.149 | 1 Lap | 0.477 | 75.15 | 1:46.301 | 18 |
| 11 | 84 | D | 1 Peter SAMUELS | MGB GT V8 | 20 | 39:00.698 | 1 Lap | 9.549 | 74.84 | 1:48.476 | 18 |
| 12 | 59 | SP1 | 3 EGAR / BIRKETT | Porsche 968 | 20 | 39:07.800 | 1 Lap | 7.102 | 74.62 | 1:47.555 | 18 |
| 13 | 139 | SP1 | 4 Rob HARDY | Porsche Boxster S | 20 | 39:39.863 | 1 Lap | 32.063 | 73.61 | 1:49.186 | 6 |
| 14 | 157 | C | 1 Ben TOVEY | MGB GT V8 | 20 | 39:45.976 | 1 Lap | 6.113 | 73.42 | 1:49.610 | 15 |
| 15 | 54 | A | 4 Christopher RIDGE | TVR Tuscan | 20 | 40:05.154 | 1 Lap | 19.178 | 72.84 | 1:44.573 | 6 |
| 16 | 58* | SP1 | 5 Chris BIALAN | Porsche 944 S2 Turbo | 20 | 40:06.965 | 1 Lap | 1.811 | 72.78 | 1:46.880 | 7 |
| 17 | 28 | SPDA | 3 KENNEALLY / BAKER | Porsche Boxster | 20 | 40:07.861 | 1 Lap | 0.896 | 72.76 | 1:48.263 | 6 |
| 18 | 26 | B | 3 Alan BRECK | Ford Capri | 19 | 38:26.386 | 2 Laps | 1 Lap | 72.16 | 1:48.270 | 7 |
| 19 | 18 | SP4 | 1 David JONES | Porsche 924 | 19 | 38:33.551 | 2 Laps | 7.165 | 71.94 | 1:52.788 | 5 |
| 20 | 66 | A | 5 Andrew LAMBERT | RAM Cobra | 19 | 38:33.724 | 2 Laps | 0.173 | 71.93 | 1:51.613 | 11 |
| 21 | 25 | SP1 | 6 J MCHUGH / T MCHUGH | Porsche 944 S2 | 19 | 38:39.865 | 2 Laps | 6.141 | 71.74 | 1:47.926 | 10 |
| 22 | 15 | SP4 | 2 Dan GICK | Porsche 924 | 19 | 38:40.872 | 2 Laps | 1.007 | 71.71 | 1:52.908 | 6 |
| 23 | 30 | SP2 | 2 Clayton SAMPSON | Porsche 968 Sport | 19 | 38:45.798 | 2 Laps | 4.926 | 71.56 | 1:51.677 | 8 |
| 24 | 166 | SP1 | 7 Vikram SUDERA | Porsche Boxster S | 19 | 38:49.464 | 2 Laps | 3.666 | 71.44 | 1:50.634 | 19 |
| 25 | 48 | C | 2 Matt SNOWBALL | Plymouth Cuda | 19 | 39:07.587 | 2 Laps | 18.123 | 70.89 | 1:51.802 | 16 |
| 26 | 141 | SP4 | 3 Sam CALLAHAN | Porsche 924 | 19 | 39:20.543 | 2 Laps | 12.956 | 70.50 | 1:55.446 | 5 |
| 27 | 11 | SP4 | 4 John JONES | Porsche 924 | 19 | 39:49.922 | 2 Laps | 29.379 | 69.64 | 1:55.796 | 15 |
| 28 | 55 | SP4 | 5 Stephen POTTS | Porsche 924 | 19 | 40:01.031 | 2 Laps | 11.109 | 69.31 | 1:56.812 | 15 |
| 29 | 74 | C | 3 P CARTER / B CARTER | MGB GT V8 | 19 | 40:01.176 | 2 Laps | 0.145 | 69.31 | 1:50.654 | 15 |
| 30 | 188 | SP4 | 6 VALENTINE / WESTBY | Porsche 924 | 18 | 38:57.010 | 3 Laps | 1 Lap | 67.46 | 1:57.442 | 7 |
| 31 | 46 | D | 2 Stuart ENTWISTLE | Chevrolet Impala | 18 | 39:39.738 | 3 Laps | 42.728 | 66.25 | 1:59.706 | 17 |
| 32 | 571 | A | 6 MOYCE / ELLIS | TVR Tuscan | 18 | 39:39.935 | 3 Laps | 0.197 | 66.25 | 1:39.722 | 17 |

NOT CLASSIFIED

| | | | | | | | | | | | |
|-----|------|-----|-------------------------|-------------------------|----|-----------|---------|----------|-------|----------|----|
| DNF | 98 | A | Alex THISTLETHWAYTE | Lola T70 Mk1 | 20 | 36:42.373 | 1 Lap | 0.000 | 79.54 | 1:41.325 | 7 |
| DNF | 135* | SP2 | Johnathan EVANS | Porsche 968 | 19 | 37:27.157 | 2 Laps | 1 Lap | 74.06 | 1:46.551 | 16 |
| DNF | 80 | A | Mark LILLINGTON | MGB GT V8 | 19 | 38:12.337 | 2 Laps | 45.180 | 72.60 | 1:50.768 | 15 |
| DNF | 19 | SP2 | Christopher CAMPBELL | Porsche 944 S2 | 17 | 34:06.745 | 4 Laps | 2 Laps | 72.75 | 1:47.934 | 11 |
| DNF | 97 | A | Andrew KNIGHT | Pontiac ASCAR | 13 | 23:51.277 | 8 Laps | 4 Laps | 79.56 | 1:44.519 | 11 |
| DNF | 7 | B | Christian DOUGLAS | TVR Tuscan | 9 | 15:26.722 | 12 Laps | 4 Laps | 85.07 | 1:41.162 | 8 |
| DNF | 56 | A | Matt HOLBEN | TVR Tuscan | 9 | 15:27.826 | 12 Laps | 1.104 | 84.97 | 1:40.585 | 9 |
| DNF | 27 | D | Martin REYNOLDS | Ford Escort | 9 | 21:39.994 | 12 Laps | 6:12.168 | 60.64 | 1:47.888 | 4 |
| DNF | 88* | B | Keith VAUGHAN WILLIAMS | TVR Tuscan | 9 | 21:49.922 | 12 Laps | 9.928 | 60.18 | 1:49.380 | 7 |
| DNF | 120 | B | Rikki CANN | Aston Martin V8 Vantage | 7 | 12:28.660 | 14 Laps | 2 Laps | 81.90 | 1:45.465 | 2 |
| DNF | 9 | C | B ROBINSON / T ROBINSON | Chevrolet Camaro V8 | 2 | 3:45.091 | 19 Laps | 5 Laps | 77.83 | 1:48.358 | 2 |

FASTEST LAP

| | | | | | | | |
|-----|------|-------------------------|---------------------|----|----------|-----------|------------|
| 571 | A | MOYCE / ELLIS | TVR Tuscan | 17 | 1:39.722 | 87.84 mph | 141.36 kph |
| 7 | B | Christian DOUGLAS | TVR Tuscan | 8 | 1:41.162 | 86.59 mph | 139.35 kph |
| 4 | SP1 | James GUNN-CARTER | Porsche Boxster S | 7 | 1:43.159 | 84.91 mph | 136.65 kph |
| 35 | SP2 | Ben DEMETRIOU | Porsche Boxster S | 16 | 1:45.204 | 83.26 mph | 134.00 kph |
| 146 | SPDA | Garry GOODWIN | Porsche Boxster S | 19 | 1:46.007 | 82.63 mph | 132.98 kph |
| 27 | D | Martin REYNOLDS | Ford Escort | 4 | 1:47.888 | 81.19 mph | 130.66 kph |
| 9 | C | B ROBINSON / T ROBINSON | Chevrolet Camaro V8 | 2 | 1:48.358 | 80.84 mph | 130.10 kph |
| 18 | SP4 | David JONES | Porsche 924 | 5 | 1:52.788 | 77.66 mph | 124.99 kph |

* Car 88 - 39 seconds added to race time for a short pit stop

* Car 135 - 52 seconds added to race time for a short pit stop

* Car 58 - 81 seconds added to race time for completing a pit stop outside the window

Weather / Track : Overcast / Dry

These results are provisional until the conclusion of any judicial and technical matters.

Brands Hatch GP

Circuit Length = 2.4332 miles

Start: 17:20 Flag 17:59 End: 18:06

| | | |
|-------------------|-----------|--------------|
| Clerk Of Course : | Steward : | Timekeeper : |
| | | |

Bernie's V8's/ CALM All Porsche Trophy

RACE 4 - LAP CHART

| LAP 1 @ 17:22:42.791 | | | LAP 2 @ 17:24:25.824 | | | LAP 3 @ 17:26:07.990 | | | LAP 4 @ 17:27:50.334 | | | LAP 5 @ 17:29:33.171 | | |
|----------------------|--------|----------|----------------------|----------|----------|----------------------|----------|----------|----------------------|----------|----------|----------------------|----------|----------|
| NO | BEHIND | LAP TIME | NO | BEHIND | LAP TIME | NO | BEHIND | LAP TIME | NO | BEHIND | LAP TIME | NO | BEHIND | LAP TIME |
| 7 | | 1:45.903 | 7 | | 1:43.033 | 7 | | 1:42.166 | 7 | | 1:42.344 | 7 | | 1:42.837 |
| 41 | 1.604 | 1:47.507 | 41 | 1.553 | 1:42.982 | 41 | 1.890 | 1:42.503 | 56 | 4.529 | 1:44.564 | 74 | 1 Lap | 1:56.587 |
| 56 | 1.867 | 1:47.770 | 56 | 1.999 | 1:43.165 | 56 | 2.309 | 1:42.476 | 41 | 5.120 | 1:45.574 | 56 | 5.088 | 1:43.396 |
| 35 | 3.307 | 1:49.210 | 4 | 4.551 | 1:44.125 | 4 | 6.611 | 1:44.226 | 39 | 7.743 | 1:42.365 | 41 | 5.735 | 1:43.452 |
| 4 | 3.459 | 1:49.362 | 35 | 7.147 | 1:46.873 | 39 | 7.722 | 1:41.988 | 4 | 9.231 | 1:44.964 | 39 | 8.634 | 1:43.728 |
| 120 | 5.496 | 1:51.399 | 39 | 7.900 | 1:42.926 | 35 | 11.898 | 1:46.917 | 35 | 15.207 | 1:45.653 | 4 | 12.983 | 1:46.589 |
| 571 | 7.871 | 1:53.774 | 120 | 7.928 | 1:45.465 | 120 | 12.205 | 1:46.443 | 120 | 17.105 | 1:47.244 | 46 | 1 Lap | 2:07.095 |
| 39 | 8.007 | 1:53.910 | 98 | 12.063 | 1:46.319 | 98 | 13.679 | 1:43.782 | 98 | 17.605 | 1:46.270 | 98 | 18.289 | 1:43.521 |
| 43 | 8.613 | 1:54.516 | 43 | 12.920 | 1:47.340 | 43 | 14.718 | 1:43.964 | 43 | 18.439 | 1:46.065 | 43 | 19.237 | 1:43.635 |
| 98 | 8.777 | 1:54.680 | 93 | 14.098 | 1:48.011 | 93 | 16.282 | 1:44.350 | 93 | 18.907 | 1:44.969 | 35 | 19.283 | 1:46.913 |
| 93 | 9.120 | 1:55.023 | 58 | 15.802 | 1:48.167 | 58 | 21.231 | 1:47.595 | 58 | 26.188 | 1:47.301 | 120 | 20.469 | 1:46.201 |
| 58 | 10.668 | 1:56.571 | 571 | 16.000 | 1:51.162 | 27 | 26.279 | 1:50.031 | 22 | 31.637 | 1:46.402 | 93 | 21.199 | 1:45.129 |
| 27 | 10.823 | 1:56.726 | 9 | 16.155 | 1:48.358 | 135 | 26.952 | 1:49.818 | 27 | 31.823 | 1:47.888 | 58 | 30.775 | 1:47.424 |
| 9 | 10.830 | 1:56.733 | 27 | 18.414 | 1:50.624 | 17 | 27.209 | 1:48.020 | 135 | 33.027 | 1:48.419 | 22 | 32.645 | 1:43.845 |
| 8 | 14.103 | 2:00.006 | 135 | 19.300 | 1:48.085 | 22 | 27.579 | 1:46.343 | 54 | 33.826 | 1:46.293 | 54 | 38.137 | 1:47.148 |
| 135 | 14.248 | 2:00.151 | 17 | 21.355 | 1:49.552 | 54 | 29.877 | 1:47.958 | 17 | 35.500 | 1:50.635 | 27 | 38.342 | 1:49.356 |
| 17 | 14.836 | 2:00.739 | 8 | 23.249 | 1:52.179 | 8 | 30.152 | 1:49.069 | 8 | 35.965 | 1:48.157 | 135 | 39.255 | 1:49.065 |
| 146 | 14.973 | 2:00.876 | 22 | 23.402 | 1:50.867 | 146 | 30.940 | 1:48.494 | 146 | 36.578 | 1:47.982 | 8 | 39.440 | 1:46.312 |
| 25 | 15.385 | 2:01.288 | 54 | 24.085 | 1:51.337 | 25 | 34.494 | 1:51.884 | 84 | 42.991 | 1:50.416 | 17 | 41.054 | 1:48.391 |
| 22 | 15.568 | 2:01.471 | 146 | 24.612 | 1:52.672 | 84 | 34.919 | 1:49.882 | 25 | 43.310 | 1:51.160 | 146 | 41.726 | 1:47.985 |
| 54 | 15.781 | 2:01.684 | 25 | 24.776 | 1:52.424 | 28 | 35.688 | 1:51.488 | 28 | 43.771 | 1:50.427 | 25 | 50.077 | 1:49.604 |
| 28 | 17.155 | 2:03.058 | 28 | 26.366 | 1:52.244 | 139 | 36.531 | 1:49.909 | 139 | 44.383 | 1:50.196 | 59 | 51.591 | 1:49.800 |
| 84 | 18.138 | 2:04.041 | 84 | 27.203 | 1:52.098 | 59 | 38.312 | 1:50.419 | 59 | 44.628 | 1:48.660 | 84 | 51.986 | 1:51.832 |
| 74 | 18.622 | 2:04.525 | 139 | 28.788 | 1:52.617 | 157 | 38.597 | 1:51.223 | 157 | 47.239 | 1:50.986 | 28 | 52.402 | 1:51.468 |
| 139 | 19.204 | 2:05.107 | 157 | 29.540 | 1:52.931 | 26 | 39.657 | 1:50.954 | 26 | 47.671 | 1:50.358 | 139 | 53.617 | 1:52.071 |
| 157 | 19.642 | 2:05.545 | 59 | 30.059 | 1:52.679 | 30 | 44.929 | 1:53.062 | 30 | 56.089 | 1:53.504 | 157 | 54.801 | 1:50.399 |
| 26 | 20.166 | 2:06.069 | 26 | 30.869 | 1:53.736 | 18 | 46.850 | 1:53.764 | 97 | 57.199 | 1:48.644 | 26 | 55.328 | 1:50.494 |
| 59 | 20.413 | 2:06.316 | 30 | 34.033 | 1:55.025 | 15 | 47.980 | 1:54.644 | 18 | 58.923 | 1:54.417 | 97 | 1:02.859 | 1:48.497 |
| 30 | 22.041 | 2:07.944 | 18 | 35.252 | 1:54.714 | 97 | 50.899 | 1:50.682 | 15 | 59.339 | 1:53.703 | 30 | 1:05.936 | 1:52.684 |
| 18 | 23.571 | 2:09.474 | 15 | 35.502 | 1:54.657 | 66 | 57.187 | 1:56.313 | 88 | 1:07.976 | 1:52.560 | 18 | 1:08.874 | 1:52.788 |
| 15 | 23.878 | 2:09.781 | 97 | 42.383 | 1:57.562 | 88 | 57.760 | 1:54.033 | 80 | 1:09.496 | 1:53.875 | 15 | 1:09.662 | 1:53.160 |
| 11 | 26.105 | 2:12.008 | 66 | 43.040 | 1:59.096 | 80 | 57.965 | 1:56.702 | 66 | 1:13.483 | 1:58.640 | 88 | 1:16.283 | 1:51.144 |
| 66 | 26.977 | 2:12.880 | 80 | 43.429 | 1:58.185 | 19 | 1:03.029 | 1:55.707 | 19 | 1:13.821 | 1:53.136 | 80 | 1:19.269 | 1:52.610 |
| 97 | 27.854 | 2:13.757 | 11 | 45.858 | 2:02.786 | 141 | 1:04.313 | 2:00.343 | 141 | 1:17.557 | 1:55.588 | 19 | 1:21.263 | 1:50.279 |
| 80 | 28.277 | 2:14.180 | 88 | 45.893 | 1:56.353 | 11 | 1:04.665 | 2:00.973 | 48 | 1:18.029 | 1:55.492 | 66 | 1:26.394 | 1:55.748 |
| 141 | 30.353 | 2:16.256 | 141 | 46.136 | 1:58.816 | 48 | 1:04.881 | 1:57.978 | 11 | 1:20.428 | 1:58.107 | 141 | 1:30.166 | 1:55.446 |
| 55 | 31.055 | 2:16.958 | 55 | 48.336 | 2:00.314 | 55 | 1:06.949 | 2:00.779 | 166 | 1:23.847 | 1:58.025 | 48 | 1:30.595 | 1:55.403 |
| 48 | 31.522 | 2:17.425 | 48 | 49.069 | 2:00.580 | 166 | 1:08.166 | 1:57.926 | 55 | 1:25.407 | 2:00.802 | 11 | 1:35.331 | 1:57.740 |
| 88 | 32.573 | 2:18.476 | 19 | 49.488 | 1:58.354 | 188 | 1:09.661 | 1:58.023 | 188 | 1:25.658 | 1:58.341 | 166 | 1:35.986 | 1:54.976 |
| 166 | 32.736 | 2:18.639 | 166 | 52.406 | 2:02.703 | 74 | 1:30.552 | 1:57.301 | | | | 55 | 1:41.034 | 1:58.464 |
| 19 | 34.167 | 2:20.070 | 188 | 53.804 | 2:02.301 | 46 | 1:33.074 | 2:08.416 | | | | 188 | 1:41.499 | 1:58.678 |
| 188 | 34.536 | 2:20.439 | 46 | 1:06.824 | 2:09.546 | | | | | | | | | |
| 46 | 40.311 | 2:26.214 | 74 | 1:15.417 | 2:39.828 | | | | | | | | | |

Weather / Track : Overcast / Dry

Brands Hatch GP
Circuit Length = 2.4332 miles
Start: 17:20 Flag 17:59 End: 18:06

Bernie's V8's/ CALM All Porsche Trophy

RACE 4 - LAP CHART

| LAP 6 @ 17:31:15.367 | | | LAP 7 @ 17:32:58.647 | | | LAP 8 @ 17:34:39.809 | | | LAP 9 @ 17:36:23.610 | | | LAP 10 @ 17:38:14.624 | | |
|----------------------|----------|----------|----------------------|----------|----------|----------------------|----------|------------|----------------------|----------|----------|-----------------------|----------|------------|
| NO | BEHIND | LAP TIME | NO | BEHIND | LAP TIME | NO | BEHIND | LAP TIME | NO | BEHIND | LAP TIME | NO | BEHIND | LAP TIME |
| 7 | | 1:42.196 | 7 | | 1:43.280 | 7 | | 1:41.162 | 7 | | 1:43.801 | 41 | | 1:44.441 |
| 56 | 4.481 | 1:41.589 | 141 | 1 Lap | 1:55.496 | 56 | 4.320 | 1:41.648 | 15 | 1 Lap | 1:54.585 | 39 | 2.434 | 1:43.785 |
| 41 | 6.018 | 1:42.479 | 56 | 3.834 | 1:42.633 | 41 | 8.138 | 1:43.027 | 56 | 1.104 | 1:40.585 | 46 | 2 Laps | 2:05.964 |
| 39 | 8.511 | 1:42.073 | 41 | 6.273 | 1:43.535 | 66 | 1 Lap | 1:55.213 | 18 | 1 Lap | 1:56.644 | 18 | 1 Lap | 1:54.126 |
| 4 | 16.415 | 1:45.628 | 39 | 7.915 | 1:42.684 | 27 | 2 Laps | 4:38.524 P | 41 | 6.573 | 1:42.236 | 15 | 1 Lap | 1:56.255 |
| 74 | 1 Lap | 1:56.818 | 166 | 1 Lap | 1:57.813 | 39 | 10.291 | 1:43.538 | 80 | 1 Lap | 1:53.880 | 80 | 1 Lap | 1:53.339 |
| 98 | 18.566 | 1:42.473 | 11 | 1 Lap | 2:00.402 | 48 | 1 Lap | 1:54.967 | 39 | 9.663 | 1:43.173 | 66 | 1 Lap | 1:53.936 |
| 43 | 20.776 | 1:43.735 | 55 | 1 Lap | 1:58.192 | 141 | 1 Lap | 1:56.760 | 66 | 1 Lap | 1:53.601 | 88 | 2 Laps | 4:08.859 P |
| 120 | 23.848 | 1:45.575 | 188 | 1 Lap | 1:58.437 | 98 | 19.980 | 1:44.531 | 98 | 20.694 | 1:44.515 | 141 | 1 Lap | 1:56.642 |
| 35 | 24.063 | 1:46.976 | 4 | 16.294 | 1:43.159 | 4 | 21.812 | 1:46.680 | 27 | 2 Laps | 1:54.401 | 166 | 1 Lap | 1:52.604 |
| 93 | 24.478 | 1:45.475 | 98 | 16.611 | 1:41.325 | 166 | 1 Lap | 1:55.112 | 43 | 23.598 | 1:43.656 | 11 | 1 Lap | 1:56.638 |
| 22 | 35.879 | 1:45.430 | 43 | 20.709 | 1:43.213 | 43 | 23.743 | 1:44.196 | 48 | 1 Lap | 1:56.855 | 93 | 1 Lap | 3:52.754 P |
| 58 | 39.797 | 1:51.218 | 120 | 26.901 | 1:46.333 | 11 | 1 Lap | 1:57.003 | 141 | 1 Lap | 1:55.673 | 58 | 50.314 | 1:48.128 |
| 54 | 40.514 | 1:44.573 | 93 | 28.052 | 1:46.854 | 55 | 1 Lap | 1:57.757 | 166 | 1 Lap | 1:53.256 | 55 | 1 Lap | 1:58.352 |
| 46 | 1 Lap | 2:10.506 | 74 | 1 Lap | 1:55.661 | 188 | 1 Lap | 1:57.442 | 11 | 1 Lap | 1:57.064 | 54 | 1 Lap | 1:46.848 |
| 571 | 3 Laps | 7:17.606 | 35 | 29.730 | 1:48.947 | 93 | 32.319 | 1:45.429 | 22 | 43.036 | 1:46.840 | 188 | 1 Lap | 1:58.497 |
| 8 | 44.854 | 1:47.610 | 22 | 35.589 | 1:42.990 | 35 | 35.890 | 1:47.322 | 55 | 1 Lap | 1:59.026 | 8 | 54.812 | 1:45.951 |
| 135 | 45.511 | 1:48.452 | 58 | 43.397 | 1:46.880 | 22 | 39.997 | 1:45.570 | 188 | 1 Lap | 1:59.328 | 4 | 1 Lap | 4:18.010 P |
| 17 | 46.114 | 1:47.256 | 8 | 50.259 | 1:48.685 | 74 | 1 Lap | 1:55.261 | 74 | 1 Lap | 1:52.360 | 25 | 1:12.398 | 1:47.926 |
| 146 | 46.351 | 1:46.821 | 135 | 51.165 | 1:48.934 | 54 | 1 Lap | 3:31.252 P | 58 | 53.200 | 1:47.183 | 97 | 1:18.505 | 1:45.740 |
| 25 | 56.779 | 1:48.898 | 146 | 52.177 | 1:49.106 | 58 | 49.818 | 1:47.583 | 54 | 1 Lap | 1:54.190 | 35 | 1 Lap | 4:22.829 P |
| 59 | 57.180 | 1:47.785 | 17 | 52.323 | 1:49.489 | 8 | 57.076 | 1:47.979 | 8 | 59.875 | 1:46.600 | 26 | 1:24.013 | 1:50.148 |
| 28 | 58.469 | 1:48.263 | 571 | 3 Laps | 1:57.766 | 135 | 57.881 | 1:47.878 | 135 | 1:01.464 | 1:47.384 | 84 | 1 Lap | 3:45.604 P |
| 84 | 1:00.191 | 1:50.401 | 25 | 1:03.066 | 1:49.567 | 17 | 58.528 | 1:47.367 | 25 | 1:15.486 | 1:48.220 | 571 | 3 Laps | 1:53.345 |
| 139 | 1:00.607 | 1:49.186 | 59 | 1:03.625 | 1:49.725 | 146 | 59.358 | 1:48.343 | 59 | 1:16.523 | 1:49.010 | 17 | 1 Lap | 4:13.391 P |
| 26 | 1:02.693 | 1:49.561 | 28 | 1:05.156 | 1:49.967 | 571 | 3 Laps | 1:53.267 | 28 | 1:18.515 | 1:49.683 | 146 | 1 Lap | 4:13.063 P |
| 157 | 1:03.296 | 1:50.691 | 84 | 1:06.768 | 1:49.857 | 25 | 1:11.067 | 1:49.163 | 97 | 1:23.779 | 1:49.243 | | | |
| 97 | 1:06.876 | 1:46.213 | 139 | 1:06.913 | 1:49.586 | 59 | 1:11.314 | 1:48.851 | 139 | 1:24.438 | 1:51.827 | | | |
| 30 | 1:16.060 | 1:52.320 | 46 | 1 Lap | 2:07.252 | 28 | 1:12.633 | 1:48.639 | 571 | 3 Laps | 1:57.836 | | | |
| 18 | 1:20.065 | 1:53.387 | 26 | 1:07.683 | 1:48.270 | 84 | 1:14.767 | 1:49.161 | 26 | 1:24.879 | 1:51.752 | | | |
| 15 | 1:20.374 | 1:52.908 | 157 | 1:10.220 | 1:50.204 | 139 | 1:16.412 | 1:50.661 | 157 | 1:30.537 | 1:51.228 | | | |
| 88 | 1:23.574 | 1:49.487 | 97 | 1:10.404 | 1:46.808 | 26 | 1:16.928 | 1:50.407 | 30 | 1:43.786 | 1:52.390 | | | |
| 19 | 1:28.605 | 1:49.538 | 30 | 1:24.682 | 1:51.902 | 97 | 1:18.337 | 1:49.095 | | | | | | |
| 80 | 1:30.712 | 1:53.639 | 88 | 1:29.674 | 1:49.380 | 157 | 1:23.110 | 1:54.052 | | | | | | |
| 66 | 1:38.531 | 1:54.333 | 18 | 1:29.914 | 1:53.129 | 46 | 1 Lap | 2:06.618 | | | | | | |
| 48 | 1:41.520 | 1:53.121 | 15 | 1:30.738 | 1:53.644 | 30 | 1:35.197 | 1:51.677 | | | | | | |
| | | | 19 | 1:33.576 | 1:48.251 | 19 | 1:41.932 | 1:49.518 | | | | | | |
| | | | 80 | 1:39.769 | 1:52.337 | | | | | | | | | |

Weather / Track : Overcast / Dry

Brands Hatch GP

Circuit Length = 2.4332 miles

Start: 17:20 Flag 17:59 End: 18:06

Bernie's V8's/ CALM All Porsche Trophy

RACE 4 - LAP CHART

| LAP 11 @ 17:39:57.907 | | | LAP 12 @ 17:41:40.465 | | | LAP 13 @ 17:44:29.612 | | | LAP 14 @ 17:46:19.471 | | | LAP 15 @ 17:48:11.361 | | |
|-----------------------|----------|------------|-----------------------|----------|------------|-----------------------|----------|------------|-----------------------|----------|------------|-----------------------|----------|------------|
| NO | BEHIND | LAP TIME | NO | BEHIND | LAP TIME | NO | BEHIND | LAP TIME | NO | BEHIND | LAP TIME | NO | BEHIND | LAP TIME |
| 41 | | 1:43.283 | 41 | | 1:42.558 | 8 | | 1:47.006 | 8 | | 1:49.859 | 58 | | 1:51.141 |
| 30 | 1 Lap | 1:52.172 | 39 | 3.774 | 1:44.165 | 166 | 2 Laps | 3:49.386 P | 58 | 0.749 | 1:49.290 | 4 | 1 Lap | 1:45.486 |
| 39 | 2.167 | 1:43.016 | 59 | 2 Laps | 4:05.272 P | 58 | 1.318 | 1:49.249 | 4 | 1 Lap | 1:51.648 | 46 | 3 Laps | 2:04.869 |
| 19 | 2 Laps | 3:55.629 P | 146 | 2 Laps | 1:54.565 | 43 | 1 Lap | 1:44.591 | 26 | 2 Laps | 1:57.537 | 26 | 2 Laps | 1:53.656 |
| 98 | 1 Lap | 3:36.415 P | 17 | 2 Laps | 1:55.117 | 26 | 2 Laps | 4:54.045 P | 166 | 2 Laps | 2:01.281 | 22 | 1 Lap | 1:47.149 |
| 66 | 1 Lap | 1:54.197 | 157 | 2 Laps | 3:54.764 P | 4 | 1 Lap | 1:46.130 | 54 | 2 Laps | 3:46.980 P | 166 | 2 Laps | 1:55.332 |
| 166 | 1 Lap | 1:53.403 | 74 | 3 Laps | 4:35.930 P | 141 | 2 Laps | 1:56.581 | 22 | 1 Lap | 1:47.930 | 54 | 2 Laps | 1:55.374 |
| 27 | 3 Laps | 4:00.802 P | 28 | 2 Laps | 4:14.052 P | 48 | 2 Laps | 1:56.688 | 141 | 2 Laps | 1:56.868 | 135 | 1 Lap | 1:49.052 |
| 48 | 2 Laps | 3:58.603 P | 139 | 2 Laps | 4:12.551 P | 97 | 18.553 | 1:45.321 | 135 | 1 Lap | 1:49.004 | 141 | 2 Laps | 1:56.055 |
| 93 | 1 Lap | 1:48.269 | 46 | 3 Laps | 3:46.987 P | 135 | 1 Lap | 1:50.731 | 48 | 2 Laps | 1:58.828 | 35 | 1 Lap | 1:47.306 |
| 58 | 55.369 | 1:48.338 | 98 | 1 Lap | 1:46.144 | 11 | 1 Lap | 1:57.064 | 35 | 1 Lap | 1:48.334 | 48 | 2 Laps | 1:55.768 |
| 54 | 1 Lap | 1:45.965 | 88 | 3 Laps | 3:30.630 P | 22 | 1 Lap | 1:44.242 | 55 | 2 Laps | 2:00.330 | 571 | 4 Laps | 1:41.357 |
| 8 | 57.871 | 1:46.342 | 19 | 2 Laps | 1:52.806 | 35 | 1 Lap | 1:46.685 | 571 | 4 Laps | 1:41.695 | 41 | 46.140 | 1:45.849 |
| 11 | 1 Lap | 1:57.636 | 15 | 2 Laps | 3:50.250 P | 55 | 2 Laps | 2:01.650 | 84 | 1 Lap | 1:51.959 | 11 | 2 Laps | 4:08.995 P |
| 43 | 1 Lap | 4:13.039 P | 18 | 2 Laps | 3:52.087 P | 84 | 1 Lap | 1:52.797 | 41 | 52.181 | 1:50.228 | 84 | 1 Lap | 1:51.403 |
| 4 | 1 Lap | 1:46.722 | 80 | 2 Laps | 3:49.755 P | 41 | 51.812 | 3:40.959 P | 146 | 1 Lap | 1:50.354 | 17 | 1 Lap | 1:48.835 |
| 135 | 1 Lap | 3:45.151 P | 66 | 1 Lap | 1:51.613 | 146 | 1 Lap | 1:48.868 | 17 | 1 Lap | 1:48.954 | 146 | 1 Lap | 1:49.132 |
| 22 | 1 Lap | 4:07.335 P | 27 | 3 Laps | 1:51.642 | 571 | 4 Laps | 1:43.871 | 98 | 1:02.529 | 1:47.073 | 55 | 2 Laps | 2:01.591 |
| 25 | 1:18.490 | 1:49.375 | 93 | 1 Lap | 1:44.003 | 17 | 1 Lap | 1:49.631 | 59 | 1 Lap | 1:52.578 | 98 | 53.525 | 1:42.886 |
| 97 | 1:19.741 | 1:44.519 | 58 | 1:01.216 | 1:48.405 | 59 | 1 Lap | 1:51.537 | 157 | 1 Lap | 1:57.318 | 59 | 1 Lap | 1:48.933 |
| 35 | 1 Lap | 1:49.409 | 8 | 1:02.141 | 1:46.828 | 39 | 1:04.583 | 3:49.956 P | 39 | 1:17.700 | 2:02.976 | 157 | 1 Lap | 1:52.305 |
| 84 | 1 Lap | 1:53.965 | 54 | 1 Lap | 1:51.119 | 98 | 1:05.315 | 1:45.389 | 139 | 1 Lap | 1:50.789 | 39 | 1:18.061 | 1:52.251 |
| | | | 141 | 2 Laps | 3:57.357 P | 157 | 1 Lap | 1:54.043 | 19 | 1 Lap | 1:50.116 | 19 | 1 Lap | 1:50.443 |
| | | | 43 | 1 Lap | 1:46.595 | 25 | 1 Lap | 4:31.103 P | 74 | 2 Laps | 1:57.480 | 139 | 1 Lap | 1:51.695 |
| | | | 48 | 2 Laps | 2:00.000 | 139 | 1 Lap | 1:56.033 | 25 | 1 Lap | 2:04.517 | 93 | 1:33.113 | 1:45.516 |
| | | | 4 | 1 Lap | 1:45.327 | 19 | 1 Lap | 1:51.852 | 28 | 1 Lap | 1:57.459 | 74 | 2 Laps | 1:53.326 |
| | | | 11 | 1 Lap | 1:55.833 | 74 | 2 Laps | 2:03.230 | 18 | 1 Lap | 1:54.430 | 28 | 1 Lap | 1:54.806 |
| | | | 135 | 1 Lap | 1:49.024 | 188 | 2 Laps | 2:11.381 | 93 | 1:39.487 | 1:48.902 | 43 | 1:38.658 | 1:45.266 |
| | | | 55 | 2 Laps | 3:52.640 P | 28 | 1 Lap | 1:58.392 | 80 | 1 Lap | 1:53.698 | 25 | 1 Lap | 2:00.046 |
| | | | 97 | 1:22.379 | 1:45.196 | 30 | 1 Lap | 2:02.641 | 188 | 2 Laps | 2:04.958 | 80 | 1 Lap | 1:53.168 |
| | | | 22 | 1 Lap | 1:52.550 | 18 | 1 Lap | 1:54.096 | 43 | 1:45.282 | 1:45.854 | 18 | 1 Lap | 1:54.742 |
| | | | 35 | 1 Lap | 1:45.575 | 15 | 1 Lap | 1:56.140 | 30 | 1 Lap | 2:02.051 | | | |
| | | | 84 | 1 Lap | 1:49.515 | 80 | 1 Lap | 1:52.021 | 15 | 1 Lap | 2:02.040 | | | |
| | | | 146 | 1 Lap | 1:47.352 | 66 | 1:39.511 | 1:54.409 | | | | | | |
| | | | 17 | 1 Lap | 1:48.195 | 93 | 1:40.444 | 1:48.708 | | | | | | |
| | | | 59 | 1 Lap | 1:54.179 | 46 | 2 Laps | 2:03.225 | | | | | | |
| | | | 571 | 4 Laps | 3:58.748 P | 43 | 1:49.287 | 1:47.466 | | | | | | |
| | | | 188 | 2 Laps | 4:35.526 P | | | | | | | | | |
| | | | 157 | 1 Lap | 1:55.549 | | | | | | | | | |
| | | | 98 | 2:09.073 | 1:42.675 | | | | | | | | | |
| | | | 74 | 2 Laps | 1:59.300 | | | | | | | | | |
| | | | 139 | 1 Lap | 1:52.203 | | | | | | | | | |
| | | | 28 | 1 Lap | 2:01.042 | | | | | | | | | |
| | | | 19 | 1 Lap | 1:47.934 | | | | | | | | | |
| | | | 30 | 1 Lap | 4:00.769 P | | | | | | | | | |
| | | | 15 | 1 Lap | 1:58.644 | | | | | | | | | |
| | | | 18 | 1 Lap | 1:58.499 | | | | | | | | | |
| | | | 80 | 1 Lap | 1:58.016 | | | | | | | | | |
| | | | 46 | 2 Laps | 2:09.044 | | | | | | | | | |
| | | | 66 | 2:34.249 | 1:52.256 | | | | | | | | | |
| | | | 93 | 2:40.883 | 1:44.194 | | | | | | | | | |

Brands Hatch GP

Circuit Length = 2.4332 miles

Start: 17:20 Flag 17:59 End: 18:06

Weather / Track : Overcast / Dry

Bernie's V8's/ CALM All Porsche Trophy

RACE 4 - LAP CHART

| LAP 16 @ 17:50:00.642 | | | LAP 17 @ 17:52:24.842 | | | LAP 18 @ 17:54:09.131 | | | LAP 19 @ 17:55:53.667 | | | LAP 20 @ 17:57:37.480 | | |
|-----------------------|----------|------------|-----------------------|----------|----------|-----------------------|----------|------------|-----------------------|----------|----------|-----------------------|----------|----------|
| NO | BEHIND | LAP TIME | NO | BEHIND | LAP TIME | NO | BEHIND | LAP TIME | NO | BEHIND | LAP TIME | NO | BEHIND | LAP TIME |
| 58 | | 1:49.281 | 41 | | 1:45.113 | 41 | | 1:44.289 | 41 | | 1:44.536 | 41 | | 1:43.813 |
| 188 | 3 Laps | 2:00.589 | 48 | 2 Laps | 1:55.106 | 166 | 2 Laps | 1:54.627 | 30 | 2 Laps | 1:54.835 | 66 | 2 Laps | 1:54.223 |
| 4 | 1 Lap | 1:46.689 | 46 | 3 Laps | 2:03.113 | 58 | 1 Lap | 4:11.188 P | 98 | 2.813 | 1:43.603 | 25 | 2 Laps | 1:57.775 |
| 66 | 2 Laps | 3:52.719 P | 98 | 5.886 | 1:42.386 | 98 | 3.746 | 1:42.149 | 188 | 3 Laps | 1:58.293 | 98 | 1.781 | 1:42.781 |
| 15 | 2 Laps | 1:56.345 | 141 | 2 Laps | 2:02.052 | 48 | 2 Laps | 1:51.802 | 58 | 1 Lap | 1:52.738 | 15 | 2 Laps | 1:54.548 |
| 30 | 2 Laps | 1:59.558 | 146 | 1 Lap | 1:48.348 | 146 | 1 Lap | 1:47.638 | 166 | 2 Laps | 1:52.855 | 30 | 2 Laps | 1:53.693 |
| 22 | 1 Lap | 1:42.681 | 84 | 1 Lap | 1:49.681 | 17 | 1 Lap | 1:48.060 | 48 | 2 Laps | 1:53.337 | 58 | 1 Lap | 1:49.009 |
| 8 | 1 Lap | 3:50.583 P | 17 | 1 Lap | 1:48.806 | 84 | 1 Lap | 1:49.925 | 146 | 1 Lap | 1:46.420 | 166 | 2 Laps | 1:51.125 |
| 26 | 2 Laps | 1:49.222 | 59 | 1 Lap | 1:48.368 | 141 | 2 Laps | 1:57.290 | 17 | 1 Lap | 1:46.301 | 188 | 3 Laps | 1:58.411 |
| 54 | 2 Laps | 1:49.005 | 11 | 2 Laps | 1:55.796 | 46 | 3 Laps | 2:06.403 | 84 | 1 Lap | 1:48.476 | 146 | 1 Lap | 1:46.007 |
| 135 | 1 Lap | 1:49.569 | 55 | 2 Laps | 1:56.812 | 59 | 1 Lap | 1:48.203 | 141 | 2 Laps | 1:55.518 | 17 | 1 Lap | 1:46.303 |
| 35 | 1 Lap | 1:47.652 | 19 | 1 Lap | 1:50.219 | 11 | 2 Laps | 1:56.267 | 59 | 1 Lap | 1:47.555 | 84 | 1 Lap | 1:49.851 |
| 166 | 2 Laps | 1:57.571 | 39 | 44.799 | 1:48.987 | 55 | 2 Laps | 1:58.891 | 46 | 3 Laps | 2:00.218 | 48 | 2 Laps | 1:57.278 |
| 46 | 3 Laps | 2:04.829 | 139 | 1 Lap | 1:50.203 | 39 | 49.474 | 1:48.964 | 43 | 54.011 | 1:44.876 | 59 | 1 Lap | 1:48.089 |
| 571 | 4 Laps | 1:42.568 | 93 | 49.303 | 1:44.611 | 43 | 53.671 | 1:45.191 | 11 | 2 Laps | 1:57.765 | 141 | 2 Laps | 1:55.971 |
| 141 | 2 Laps | 1:55.522 | 157 | 1 Lap | 1:59.262 | 93 | 54.060 | 1:49.046 | 39 | 55.157 | 1:50.219 | 43 | 55.541 | 1:45.343 |
| 48 | 2 Laps | 1:52.828 | 43 | 52.769 | 1:43.255 | 19 | 1 Lap | 1:54.542 | 93 | 55.477 | 1:45.953 | 46 | 3 Laps | 1:59.706 |
| 41 | 39.087 | 1:42.228 | 74 | 2 Laps | 1:50.654 | 139 | 1 Lap | 1:51.106 | 139 | 1 Lap | 1:51.855 | 39 | 59.593 | 1:48.249 |
| 98 | 47.700 | 1:43.456 | 4 | 1:06.709 | 1:44.131 | 157 | 1 Lap | 1:51.442 | 22 | 1:04.881 | 1:42.215 | 93 | 59.943 | 1:48.279 |
| 84 | 1 Lap | 1:49.970 | 28 | 1 Lap | 1:52.504 | 4 | 1:05.940 | 1:43.520 | 55 | 2 Laps | 2:00.982 | 22 | 1:03.482 | 1:42.414 |
| 17 | 1 Lap | 1:48.341 | 22 | 1:09.345 | 1:42.308 | 22 | 1:07.202 | 1:42.146 | 4 | 1:06.870 | 1:45.466 | 4 | 1:06.989 | 1:43.932 |
| 146 | 1 Lap | 1:48.611 | 80 | 1 Lap | 1:51.176 | 74 | 2 Laps | 1:52.928 | 157 | 1 Lap | 1:53.609 | 139 | 1 Lap | 1:50.203 |
| 11 | 2 Laps | 1:59.709 | 18 | 1 Lap | 1:52.797 | 80 | 1 Lap | 1:52.026 | 74 | 2 Laps | 1:55.137 | 11 | 2 Laps | 1:58.663 |
| 59 | 1 Lap | 1:48.539 | 25 | 1 Lap | 1:55.562 | 28 | 1 Lap | 1:54.390 | 571 | 3 Laps | 1:41.444 | 157 | 1 Lap | 1:49.685 |
| 55 | 2 Laps | 1:58.992 | 8 | 1:21.648 | 1:46.730 | 8 | 1:24.175 | 1:46.816 | 80 | 1 Lap | 1:52.077 | 571 | 3 Laps | 1:39.722 |
| 157 | 1 Lap | 1:49.610 | 66 | 1 Lap | 1:51.951 | 18 | 1 Lap | 1:53.940 | 8 | 1:25.957 | 1:46.318 | 55 | 2 Laps | 1:59.151 |
| 19 | 1 Lap | 1:48.351 | 26 | 1 Lap | 1:51.349 | 571 | 3 Laps | 1:41.464 | 28 | 1 Lap | 1:52.733 | 8 | 1:29.052 | 1:46.908 |
| 39 | 1:20.012 | 1:51.232 | 571 | 3 Laps | 1:41.989 | 25 | 1 Lap | 1:56.232 | 18 | 1 Lap | 1:55.233 | 74 | 2 Laps | 1:51.449 |
| 139 | 1 Lap | 1:51.189 | 54 | 1 Lap | 1:51.506 | 54 | 1 Lap | 1:49.443 | 54 | 1 Lap | 1:47.074 | 80 | 1 Lap | 1:50.885 |
| 93 | 1:28.892 | 1:45.060 | 15 | 1 Lap | 1:54.353 | 66 | 1 Lap | 1:51.811 | 135 | 1:38.378 | 1:46.983 | 28 | 1 Lap | 1:51.280 |
| 43 | 1:33.714 | 1:44.337 | 135 | 1:29.582 | 1:50.268 | 26 | 1 Lap | 1:51.672 | 35 | 1:38.620 | 1:47.357 | 54 | 1 Lap | 1:45.048 |
| 74 | 2 Laps | 1:52.709 | 35 | 1:32.022 | 1:48.171 | 35 | 1:35.799 | 1:48.066 | 26 | 1 Lap | 1:50.188 | 35 | 1:41.859 | 1:47.052 |
| 28 | 1 Lap | 1:52.132 | 30 | 1 Lap | 1:57.544 | 135 | 1:35.931 | 1:50.638 | | | | | | |
| 80 | 1 Lap | 1:50.768 | 188 | 2 Laps | 1:59.809 | 15 | 1 Lap | 1:54.789 | | | | | | |
| 4 | 1:46.778 | 1:45.787 | | | | | | | | | | | | |
| 18 | 1 Lap | 1:54.712 | | | | | | | | | | | | |
| 25 | 1 Lap | 1:57.458 | | | | | | | | | | | | |
| 22 | 1:51.237 | 1:43.346 | | | | | | | | | | | | |
| 188 | 2 Laps | 1:58.652 | | | | | | | | | | | | |
| 15 | 1 Lap | 1:55.980 | | | | | | | | | | | | |
| 8 | 1:59.118 | 1:49.706 | | | | | | | | | | | | |
| 66 | 1 Lap | 1:58.051 | | | | | | | | | | | | |
| 30 | 1 Lap | 1:56.848 | | | | | | | | | | | | |
| 26 | 1 Lap | 1:48.645 | | | | | | | | | | | | |
| 54 | 1 Lap | 1:45.418 | | | | | | | | | | | | |
| 135 | 2:03.514 | 1:46.551 | | | | | | | | | | | | |
| 35 | 2:08.051 | 1:45.204 | | | | | | | | | | | | |
| 571 | 3 Laps | 1:41.499 | | | | | | | | | | | | |
| 166 | 1 Lap | 1:52.196 | | | | | | | | | | | | |

Brands Hatch GP

Circuit Length = 2.4332 miles

Start: 17:20 Flag 17:59 End: 18:06

Weather / Track : Overcast / Dry

Bernie's V8's/ CALM All Porsche Trophy

RACE 4 - LAP CHART

| | |
|---------------|-----------------------|
| LAP 21 | @ 17:59:20.125 |
|---------------|-----------------------|

| NO | BEHIND | LAP TIME |
|-----|----------|----------|
| 41 | | 1:42.645 |
| 26 | 2 Laps | 1:48.323 |
| 18 | 2 Laps | 2:00.572 |
| 66 | 2 Laps | 1:52.734 |
| 25 | 2 Laps | 1:57.663 |
| 15 | 2 Laps | 1:54.446 |
| 30 | 2 Laps | 1:55.179 |
| 58 | 1 Lap | 1:49.276 |
| 166 | 2 Laps | 1:50.634 |
| 146 | 1 Lap | 1:48.035 |
| 17 | 1 Lap | 1:47.766 |
| 188 | 3 Laps | 1:57.905 |
| 84 | 1 Lap | 1:49.864 |
| 48 | 2 Laps | 1:55.528 |
| 59 | 1 Lap | 1:51.302 |
| 43 | 56.976 | 1:44.080 |
| 141 | 2 Laps | 1:56.309 |
| 93 | 1:04.014 | 1:46.716 |
| 22 | 1:04.888 | 1:44.051 |
| 39 | 1:05.876 | 1:48.928 |
| 4 | 1:09.203 | 1:44.859 |
| 46 | 3 Laps | 1:59.733 |
| 139 | 1 Lap | 1:50.876 |
| 571 | 3 Laps | 1:40.822 |
| 157 | 1 Lap | 1:51.130 |
| 11 | 2 Laps | 1:59.473 |
| 8 | 1:33.824 | 1:47.417 |
| 55 | 2 Laps | 1:59.348 |
| 74 | 2 Laps | 1:50.692 |
| 54 | 1 Lap | 1:46.939 |
| 28 | 1 Lap | 1:53.834 |
| 35 | 1:44.869 | 1:45.655 |

Weather / Track : Overcast / Dry

Results can be found at www.tsl-timing.com

Page 5 of 5

Brands Hatch GP
Circuit Length = 2.4332 miles
Start: 17:20 Flag 17:59 End: 18:06

Printed - 18:12 Saturday, 29 August 2020

Bernie's V8's/ CALM All Porsche Trophy

RACE 4 - POSITION CHART

| No | Name | Lap | | | | | | | | | | | | | | | | | | | | | |
|-----|---------------------|-----|-----|-----|-----|-----|-----|-----|-----|-----|-----|-----|-----|-----|-----|-----|-----|-----|-----|-----|-----|-----|----|
| | | Pos | 1 | 2 | 3 | 4 | 5 | 6 | 7 | 8 | 9 | 10 | 11 | 12 | 13 | 14 | 15 | 16 | 17 | 18 | 19 | 20 | 21 |
| 571 | MOYCE / ELLIS | 1 | 7 | 7 | 7 | 7 | 7 | 7 | 7 | 7 | 7 | 41 | 41 | 41 | 8 | 8 | 58 | 58 | 41 | 41 | 41 | 41 | 41 |
| 7 | DOUGLAS | 2 | 41 | 41 | 41 | 56 | 56 | 56 | 56 | 56 | 56 | 39 | 39 | 39 | 58 | 58 | 41 | 41 | 98 | 98 | 98 | 98 | 43 |
| 41 | WALDEN | 3 | 56 | 56 | 56 | 41 | 41 | 41 | 41 | 41 | 41 | 58 | 58 | 58 | 97 | 41 | 98 | 98 | 39 | 39 | 43 | 43 | 93 |
| 35 | DEMETRIOU | 4 | 35 | 4 | 4 | 39 | 39 | 39 | 39 | 39 | 39 | 8 | 8 | 8 | 41 | 98 | 39 | 39 | 93 | 43 | 39 | 39 | 22 |
| 56 | HOLBEN | 5 | 4 | 35 | 39 | 4 | 4 | 4 | 4 | 98 | 98 | 25 | 25 | 97 | 39 | 39 | 93 | 93 | 43 | 93 | 93 | 93 | 39 |
| 98 | THISTLETHWAYTE | 6 | 120 | 39 | 35 | 35 | 98 | 98 | 98 | 4 | 43 | 97 | 97 | 98 | 98 | 93 | 43 | 43 | 4 | 4 | 22 | 22 | 4 |
| 93 | MCCARTHY | 7 | 571 | 120 | 120 | 120 | 43 | 43 | 43 | 43 | 22 | 26 | 98 | 66 | 66 | 43 | 4 | 4 | 22 | 22 | 4 | 4 | 8 |
| 4 | GUNN-CARTER | 8 | 39 | 98 | 98 | 98 | 35 | 120 | 120 | 93 | 58 | 30 | 66 | 93 | 93 | 4 | 22 | 22 | 8 | 8 | 8 | 8 | 35 |
| 97 | KNIGHT | 9 | 43 | 43 | 43 | 43 | 120 | 35 | 93 | 35 | 8 | 98 | 93 | 43 | 43 | 22 | 8 | 8 | 135 | 35 | 135 | 35 | |
| 9 | B ROBINSON / T ROBI | 10 | 98 | 93 | 93 | 93 | 93 | 93 | 35 | 22 | 135 | 66 | 54 | 4 | 4 | 135 | 135 | 135 | 35 | 135 | 35 | 58 | |
| 120 | CANN | 11 | 93 | 58 | 58 | 58 | 58 | 22 | 22 | 58 | 25 | 166 | 43 | 135 | 22 | 35 | 35 | 35 | 58 | 58 | 58 | 146 | |
| 43 | CHEETHAM | 12 | 58 | 571 | 27 | 22 | 22 | 58 | 58 | 8 | 59 | 93 | 4 | 11 | 135 | 84 | 84 | 146 | 146 | 146 | 146 | 17 | |
| 39 | LIM / JAMES | 13 | 27 | 9 | 135 | 27 | 54 | 54 | 8 | 135 | 28 | 54 | 11 | 22 | 35 | 17 | 17 | 84 | 17 | 17 | 17 | 84 | |
| 27 | REYNOLDS | 14 | 9 | 27 | 17 | 135 | 27 | 8 | 135 | 17 | 97 | 11 | 135 | 35 | 84 | 146 | 146 | 17 | 84 | 84 | 84 | 59 | |
| 58 | BIALAN | 15 | 8 | 135 | 22 | 54 | 135 | 135 | 146 | 146 | 139 | 43 | 22 | 84 | 146 | 59 | 59 | 59 | 59 | 59 | 59 | 139 | |
| 146 | GOODWIN | 16 | 135 | 17 | 54 | 17 | 8 | 17 | 17 | 25 | 26 | 4 | 35 | 146 | 17 | 157 | 157 | 19 | 19 | 139 | 139 | 157 | |
| 25 | J MCHUGH / T MCHUC | 17 | 17 | 8 | 8 | 8 | 17 | 146 | 25 | 59 | 157 | 135 | 84 | 17 | 59 | 19 | 19 | 139 | 139 | 157 | 157 | 54 | |
| 8 | CHODOSH | 18 | 146 | 22 | 146 | 146 | 146 | 25 | 59 | 28 | 30 | 22 | 146 | 59 | 157 | 139 | 139 | 157 | 157 | 80 | 80 | 28 | |
| 17 | BOWDEN | 19 | 25 | 54 | 25 | 84 | 25 | 59 | 28 | 84 | 18 | 35 | 17 | 157 | 139 | 28 | 28 | 28 | 80 | 28 | 28 | | |
| 22 | BICKNELL / EVERSON | 20 | 22 | 146 | 84 | 25 | 59 | 28 | 84 | 139 | 15 | 84 | 59 | 25 | 19 | 25 | 80 | 80 | 28 | 18 | 54 | | |
| 135 | EVANS | 21 | 54 | 25 | 28 | 28 | 84 | 84 | 139 | 26 | 80 | 59 | 157 | 139 | 25 | 80 | 18 | 18 | 18 | 54 | 26 | | |
| 54 | RIDGE | 22 | 28 | 28 | 139 | 139 | 28 | 139 | 26 | 97 | 66 | 146 | 139 | 19 | 28 | 18 | 25 | 25 | 25 | 26 | 18 | | |
| 28 | KENNEALLY / BAKER | 23 | 84 | 84 | 59 | 59 | 139 | 26 | 157 | 157 | 141 | 17 | 28 | 28 | 18 | 66 | 15 | 66 | 54 | 66 | 66 | | |
| 139 | HARDY | 24 | 74 | 139 | 157 | 157 | 157 | 157 | 97 | 30 | 166 | 157 | 19 | 30 | 80 | 15 | 66 | 26 | 66 | 25 | 25 | | |
| 74 | P CARTER / B CARTEI | 25 | 139 | 157 | 26 | 26 | 26 | 97 | 30 | 19 | 11 | 28 | 30 | 18 | 30 | 30 | 30 | 54 | 26 | 15 | 15 | | |
| 84 | SAMUELS | 26 | 157 | 59 | 30 | 30 | 97 | 30 | 88 | 15 | 93 | 139 | 15 | 15 | 15 | 26 | 26 | 15 | 15 | 30 | 30 | | |
| 18 | JONES | 27 | 26 | 26 | 18 | 97 | 30 | 18 | 18 | 18 | 55 | 19 | 18 | 80 | 26 | 54 | 54 | 30 | 30 | 166 | 166 | | |
| 26 | BRECK | 28 | 59 | 30 | 15 | 18 | 18 | 15 | 15 | 80 | 54 | 15 | 80 | 26 | 166 | 166 | 166 | 166 | 166 | 48 | 48 | | |
| 157 | TOVEY | 29 | 30 | 18 | 97 | 15 | 15 | 88 | 19 | 66 | 188 | 18 | 166 | 166 | 54 | 141 | 48 | 48 | 48 | 141 | 141 | | |
| 30 | SAMPSON | 30 | 18 | 15 | 66 | 88 | 88 | 19 | 80 | 48 | 4 | 80 | 26 | 54 | 141 | 48 | 141 | 141 | 141 | 11 | 11 | | |
| 59 | EGAR / BIRKETT | 31 | 15 | 97 | 88 | 80 | 80 | 80 | 66 | 141 | 35 | 141 | 141 | 141 | 48 | 11 | 11 | 11 | 11 | 55 | 55 | | |
| 15 | GICK | 32 | 11 | 66 | 80 | 66 | 19 | 66 | 48 | 166 | 84 | 48 | 48 | 48 | 11 | 55 | 55 | 55 | 55 | 74 | 74 | | |
| 55 | POTTS | 33 | 66 | 80 | 19 | 19 | 66 | 48 | 141 | 11 | 17 | 55 | 55 | 55 | 55 | 74 | 74 | 74 | 74 | 188 | | | |
| 11 | JONES | 34 | 97 | 11 | 141 | 141 | 141 | 141 | 166 | 55 | 146 | 188 | 74 | 74 | 74 | 188 | 188 | 188 | 188 | 46 | | | |
| 66 | LAMBERT | 35 | 80 | 88 | 11 | 48 | 48 | 166 | 11 | 188 | 19 | 74 | 188 | 188 | 188 | 46 | 46 | 46 | 46 | 571 | | | |
| 48 | SNOWBALL | 36 | 141 | 141 | 48 | 11 | 11 | 11 | 55 | 74 | 48 | 46 | 46 | 46 | 46 | 571 | 571 | 571 | 571 | | | | |
| 80 | LILLINGTON | 37 | 55 | 55 | 55 | 166 | 166 | 55 | 188 | 54 | 74 | 571 | 571 | 571 | 571 | | | | | | | | |
| 166 | SUDERA | 38 | 48 | 48 | 166 | 55 | 55 | 188 | 74 | 46 | 46 | | | | | | | | | | | | |
| 141 | CALLAHAN | 39 | 88 | 19 | 188 | 188 | 188 | 74 | 54 | 88 | 88 | | | | | | | | | | | | |
| 46 | ENTWISTLE | 40 | 166 | 166 | 74 | 74 | 74 | 46 | 46 | 27 | 27 | | | | | | | | | | | | |
| 188 | VALENTINE / WESTBY | 41 | 19 | 188 | 46 | 46 | 46 | 27 | 27 | 571 | 571 | | | | | | | | | | | | |
| 88 | VAUGHAN WILLIAMS | 42 | 188 | 46 | 571 | 571 | 571 | 571 | 571 | | | | | | | | | | | | | | |
| 19 | CAMPBELL | 43 | 46 | 74 | | | | | | | | | | | | | | | | | | | |

Weather / Track : Overcast / Dry

Brands Hatch GP
 Circuit Length = 2.4332 miles
 Start: 17:20 Flag 17:59 End: 18:06

Results can be found at www.tsl-timing.com

Printed - 18:14 Saturday, 29 August 2020

Bernie's V8's/ CALM All Porsche Trophy

RACE 4 - BEST SECTORS

| SECTOR 1 | | | SECTOR 2 | | | SECTOR 3 | | | IDEAL / BEST COMPARISON | | | | | | |
|----------|---|---|----------|---|---|----------|---|---|-------------------------|---|----------|---|--------------------|-----------------|-------|
| POS | NO | NAME | TIME | NO | NAME | TIME | NO | NAME | TIME | POS | NO | NAME | IDEAL | BEST | DIFF |
| | | | | | | | | | | | | | PERFECT LAP | 1:39.369 | |
| 1 | 56 | HOLBEN | 31.580 | 571 | MOYCE / ELLIS | 44.347 | 571 | MOYCE / ELLIS | 23.442 | 1 | 571 | MOYCE / ELLIS | 1:39.662 | 1:39.722 | 0.060 |
| 2 | 41 | WALDEN | 31.747 | 98 | THISTLETHWAYTE | 44.590 | 39 | LIM / JAMES | 23.477 | 2 | 56 | HOLBEN | 1:40.585 | 1:40.585 | 0.000 |
| 3 | 571 | MOYCE / ELLIS | 31.873 | 56 | HOLBEN | 45.028 | 98 | THISTLETHWAYTE | 23.675 | 3 | 98 | THISTLETHWAYTE | 1:40.722 | 1:41.325 | 0.603 |
| 4 | 22 | BICKNELL / EVERSON | 31.999 | 22 | BICKNELL / EVERSON | 45.176 | 7 | DOUGLAS | 23.715 | 4 | 22 | BICKNELL / EVERSON | 1:40.962 | 1:42.146 | 1.184 |
| 5 | 7 | DOUGLAS | 32.060 | 7 | DOUGLAS | 45.193 | 22 | BICKNELL / EVERSON | 23.787 | 5 | 7 | DOUGLAS | 1:40.968 | 1:41.162 | 0.194 |
| 6 | 4 | GUNN-CARTER | 32.193 | 41 | WALDEN | 45.452 | 41 | WALDEN | 23.930 | 6 | 41 | WALDEN | 1:41.129 | 1:42.228 | 1.099 |
| 7 | 39 | LIM / JAMES | 32.410 | 43 | CHEETHAM | 45.773 | 56 | HOLBEN | 23.977 | 7 | 39 | LIM / JAMES | 1:41.823 | 1:41.988 | 0.165 |
| 8 | 98 | THISTLETHWAYTE | 32.457 | 39 | LIM / JAMES | 45.936 | 93 | MCCARTHY | 24.046 | 8 | 43 | CHEETHAM | 1:42.690 | 1:43.213 | 0.523 |
| 9 | 43 | CHEETHAM | 32.477 | 4 | GUNN-CARTER | 46.000 | 120 | CANN | 24.110 | 9 | 4 | GUNN-CARTER | 1:42.808 | 1:43.159 | 0.351 |
| 10 | 35 | DEMETRIOU | 32.815 | ^B ROBINSON / ^T ROBINSON | 46.158 | 54 | RIDGE | 24.260 | 10 | 93 | MCCARTHY | 1:43.655 | 1:44.003 | 0.348 | |
| 11 | 17 | BOWDEN | 33.041 | 93 | MCCARTHY | 46.204 | 97 | KNIGHT | 24.267 | 11 | 54 | RIDGE | 1:43.931 | 1:44.573 | 0.642 |
| 12 | 97 | KNIGHT | 33.137 | 54 | RIDGE | 46.477 | 43 | CHEETHAM | 24.440 | 12 | 97 | KNIGHT | 1:44.347 | 1:44.519 | 0.172 |
| 13 | 146 | GOODWIN | 33.160 | 8 | CHODOSH | 46.717 | 4 | GUNN-CARTER | 24.615 | 13 | 120 | CANN | 1:44.400 | 1:45.465 | 1.065 |
| 14 | 54 | RIDGE | 33.194 | 120 | CANN | 46.873 | 8 | CHODOSH | 24.687 | 14 | 35 | DEMETRIOU | 1:44.816 | 1:45.204 | 0.388 |
| 15 | 93 | MCCARTHY | 33.405 | 97 | KNIGHT | 46.943 | 35 | DEMETRIOU | 24.819 | 15 | 8 | CHODOSH | 1:44.858 | 1:45.951 | 1.093 |
| 16 | 120 | CANN | 33.417 | 35 | DEMETRIOU | 47.182 | ^B ROBINSON / ^T ROBINSON | 25.089 | 16 | ^B ROBINSON / ^T ROBINSON | 9 | ^B ROBINSON / ^T ROBINSON | 1:45.449 | 1:48.358 | 2.909 |
| 17 | 8 | CHODOSH | 33.454 | 135 | EVANS | 47.263 | 146 | GOODWIN | 25.109 | 17 | 146 | GOODWIN | 1:45.626 | 1:46.007 | 0.381 |
| 18 | 25 | ^J MCHUGH / ^T MCHUGH | 33.601 | 17 | BOWDEN | 47.316 | 135 | EVANS | 25.245 | 18 | 17 | BOWDEN | 1:45.649 | 1:46.301 | 0.652 |
| 19 | 27 | REYNOLDS | 33.618 | 146 | GOODWIN | 47.357 | 17 | BOWDEN | 25.292 | 19 | 135 | EVANS | 1:46.266 | 1:46.551 | 0.285 |
| 20 | 59 | EGAR / BIRKETT | 33.635 | 58 | BIALAN | 47.460 | 88 | VAUGHAN WILLIAMS | 25.305 | 20 | 58 | BIALAN | 1:46.441 | 1:46.880 | 0.439 |
| 21 | 58 | BIALAN | 33.650 | 59 | EGAR / BIRKETT | 47.533 | 58 | BIALAN | 25.331 | 21 | 59 | EGAR / BIRKETT | 1:46.686 | 1:47.555 | 0.869 |
| 22 | 135 | EVANS | 33.758 | 19 | CAMPBELL | 47.834 | 28 | KENNEALLY / BAKER | 25.372 | 22 | 19 | CAMPBELL | 1:47.382 | 1:47.934 | 0.552 |
| 23 | 19 | CAMPBELL | 33.758 | 25 | ^J MCHUGH / ^T MCHUGH | 48.229 | 26 | BRECK | 25.454 | 23 | 27 | REYNOLDS | 1:47.405 | 1:47.888 | 0.483 |
| 24 | 26 | BRECK | 33.821 | 27 | REYNOLDS | 48.314 | 27 | REYNOLDS | 25.473 | 24 | 26 | BRECK | 1:47.595 | 1:48.270 | 0.675 |
| 25 | 84 | SAMUELS | 33.911 | 26 | BRECK | 48.320 | 59 | EGAR / BIRKETT | 25.518 | 25 | 25 | ^J MCHUGH / ^T MCHUGH | 1:47.783 | 1:47.926 | 0.143 |
| 26 | 157 | TOVEY | 34.056 | 84 | SAMUELS | 48.463 | 66 | LAMBERT | 25.636 | 26 | 84 | SAMUELS | 1:48.065 | 1:48.476 | 0.411 |
| 27 | 139 | HARDY | 34.073 | 88 | VAUGHAN WILLIAMS | 48.688 | 84 | SAMUELS | 25.691 | 27 | 28 | KENNEALLY / BAKER | 1:48.185 | 1:48.263 | 0.078 |
| 28 | 28 | KENNEALLY / BAKER | 34.111 | 28 | KENNEALLY / BAKER | 48.702 | 139 | HARDY | 25.763 | 28 | 88 | VAUGHAN WILLIAMS | 1:48.206 | 1:49.380 | 1.174 |
| 29 | ^B ROBINSON / ^T ROBINSON | 34.202 | 74 | ^P CARTER / ^B CARTER | 48.762 | 19 | CAMPBELL | 25.790 | 29 | 139 | HARDY | 1:48.830 | 1:49.186 | 0.356 | |
| 30 | 88 | VAUGHAN WILLIAMS | 34.213 | 157 | TOVEY | 48.979 | 25 | ^J MCHUGH / ^T MCHUGH | 25.953 | 30 | 157 | TOVEY | 1:49.030 | 1:49.610 | 0.580 |
| 31 | 30 | SAMPSON | 34.427 | 139 | HARDY | 48.994 | 157 | TOVEY | 25.995 | 31 | 74 | ^P CARTER / ^B CARTER | 1:49.730 | 1:50.654 | 0.924 |
| 32 | 166 | SUDERA | 34.659 | 166 | SUDERA | 49.119 | 74 | ^P CARTER / ^B CARTER | 26.183 | 32 | 166 | SUDERA | 1:50.273 | 1:50.634 | 0.361 |
| 33 | 80 | LILLINGTON | 34.682 | 80 | LILLINGTON | 49.194 | 48 | SNOWBALL | 26.350 | 33 | 80 | LILLINGTON | 1:50.341 | 1:50.768 | 0.427 |
| 34 | 74 | ^P CARTER / ^B CARTER | 34.785 | 30 | SAMPSON | 49.705 | 80 | LILLINGTON | 26.465 | 34 | 66 | LAMBERT | 1:50.582 | 1:51.613 | 1.031 |
| 35 | 15 | GICK | 34.920 | 66 | LAMBERT | 49.816 | 166 | SUDERA | 26.495 | 35 | 30 | SAMPSON | 1:50.683 | 1:51.677 | 0.994 |
| 36 | 18 | JONES | 34.984 | 48 | SNOWBALL | 50.016 | 30 | SAMPSON | 26.551 | 36 | 48 | SNOWBALL | 1:51.530 | 1:51.802 | 0.272 |
| 37 | 66 | LAMBERT | 35.130 | 18 | JONES | 50.154 | 18 | JONES | 26.719 | 37 | 18 | JONES | 1:51.857 | 1:52.788 | 0.931 |
| 38 | 48 | SNOWBALL | 35.164 | 15 | GICK | 50.228 | 15 | GICK | 26.857 | 38 | 15 | GICK | 1:52.005 | 1:52.908 | 0.903 |
| 39 | 11 | JONES | 35.399 | 141 | CALLAHAN | 50.682 | 46 | ENTWISTLE | 27.504 | 39 | 141 | CALLAHAN | 1:54.112 | 1:55.446 | 1.334 |
| 40 | 141 | CALLAHAN | 35.501 | 11 | JONES | 51.632 | 188 | VALENTINE / WESTBY | 27.748 | 40 | 11 | JONES | 1:54.979 | 1:55.796 | 0.817 |
| 41 | 188 | VALENTINE / WESTBY | 35.620 | 188 | VALENTINE / WESTBY | 52.465 | 55 | POTTS | 27.863 | 41 | 188 | VALENTINE / WESTBY | 1:55.833 | 1:57.442 | 1.609 |
| 42 | 55 | POTTS | 35.985 | 55 | POTTS | 52.670 | 141 | CALLAHAN | 27.929 | 42 | 55 | POTTS | 1:56.518 | 1:56.812 | 0.294 |
| 43 | 46 | ENTWISTLE | 36.996 | 46 | ENTWISTLE | 54.170 | 11 | JONES | 27.948 | 43 | 46 | ENTWISTLE | 1:58.670 | 1:59.706 | 1.036 |

Weather / Track : Overcast / Dry

Results can be found at www.tsl-timing.com

Brands Hatch GP

Circuit Length = 2.4332 miles

Start: 17:20 Flag 17:59 End: 18:06

Printed - 18:11 Saturday, 29 August 2020

Bernie's V8's/ CALM All Porsche Trophy

RACE 4 - BEST SPEEDS

| POS | INTERMEDIATE 1 | | | INTERMEDIATE 2 | | | FINISH LINE | | |
|-----|----------------|-------------------------|-------|----------------|-------------------------|------|-------------|-------------------------|-------|
| | NO | NAME | MPH | NO | NAME | MPH | NO | NAME | MPH |
| 1 | 39 | LIM / JAMES | 106.0 | 43 | CHEETHAM | 89.9 | 98 | THISTLETHWAYTE | 137.2 |
| 2 | 98 | THISTLETHWAYTE | 103.7 | 8 | CHODOSH | 88.0 | 39 | LIM / JAMES | 133.4 |
| 3 | 41 | WALDEN | 102.6 | 17 | BOWDEN | 87.9 | 54 | RIDGE | 131.3 |
| 4 | 7 | DOUGLAS | 102.6 | 146 | GOODWIN | 87.7 | 93 | MCCARTHY | 131.0 |
| 5 | 56 | HOLBEN | 102.1 | 56 | HOLBEN | 87.1 | 571 | MOYCE / ELLIS | 131.0 |
| 6 | 97 | KNIGHT | 101.8 | 39 | LIM / JAMES | 86.5 | 7 | DOUGLAS | 130.5 |
| 7 | 22 | BICKNELL / EVERSON | 101.2 | 4 | GUNN-CARTER | 85.4 | 97 | KNIGHT | 128.5 |
| 8 | 93 | MCCARTHY | 99.1 | 139 | HARDY | 85.4 | 56 | HOLBEN | 128.0 |
| 9 | 54 | RIDGE | 99.1 | 93 | MCCARTHY | 84.6 | 22 | BICKNELL / EVERSON | 127.8 |
| 10 | 571 | MOYCE / ELLIS | 98.9 | 166 | SUDERA | 84.6 | 120 | CANN | 127.8 |
| 11 | 120 | CANN | 98.3 | 7 | DOUGLAS | 84.6 | 9 | B ROBINSON / T ROBINSON | 125.2 |
| 12 | 43 | CHEETHAM | 97.8 | 22 | BICKNELL / EVERSON | 84.5 | 41 | WALDEN | 124.7 |
| 13 | 8 | CHODOSH | 96.9 | 25 | J MCHUGH / T MCHUGH | 84.2 | 8 | CHODOSH | 123.8 |
| 14 | 9 | B ROBINSON / T ROBINSON | 96.8 | 26 | BRECK | 83.9 | 88 | VAUGHAN WILLIAMS | 121.7 |
| 15 | 58 | BIALAN | 95.5 | 80 | LILLINGTON | 83.8 | 66 | LAMBERT | 121.1 |
| 16 | 88 | VAUGHAN WILLIAMS | 94.9 | 135 | EVANS | 83.6 | 43 | CHEETHAM | 120.9 |
| 17 | 4 | GUNN-CARTER | 94.5 | 41 | WALDEN | 83.3 | 35 | DEMETRIOU | 120.4 |
| 18 | 35 | DEMETRIOU | 94.1 | 35 | DEMETRIOU | 82.8 | 27 | REYNOLDS | 118.5 |
| 19 | 48 | SNOWBALL | 93.5 | 30 | SAMPSON | 82.7 | 58 | BIALAN | 117.9 |
| 20 | 17 | BOWDEN | 93.4 | 58 | BIALAN | 82.6 | 4 | GUNN-CARTER | 117.5 |
| 21 | 139 | HARDY | 93.3 | 28 | KENNEALLY / BAKER | 82.4 | 48 | SNOWBALL | 117.1 |
| 22 | 80 | LILLINGTON | 92.8 | 59 | EGAR / BIRKETT | 81.9 | 146 | GOODWIN | 116.3 |
| 23 | 28 | KENNEALLY / BAKER | 92.5 | 571 | MOYCE / ELLIS | 81.8 | 28 | KENNEALLY / BAKER | 116.3 |
| 24 | 146 | GOODWIN | 92.1 | 27 | REYNOLDS | 81.5 | 157 | TOVEY | 116.1 |
| 25 | 59 | EGAR / BIRKETT | 92.1 | 15 | GICK | 81.1 | 59 | EGAR / BIRKETT | 115.7 |
| 26 | 135 | EVANS | 92.0 | 48 | SNOWBALL | 80.9 | 139 | HARDY | 115.7 |
| 27 | 74 | P CARTER / B CARTER | 91.8 | 19 | CAMPBELL | 80.9 | 17 | BOWDEN | 115.5 |
| 28 | 84 | SAMUELS | 91.6 | 141 | CALLAHAN | 80.8 | 74 | P CARTER / B CARTER | 114.7 |
| 29 | 26 | BRECK | 91.4 | 18 | JONES | 80.6 | 135 | EVANS | 114.1 |
| 30 | 27 | REYNOLDS | 91.4 | 97 | KNIGHT | 80.2 | 84 | SAMUELS | 113.1 |
| 31 | 157 | TOVEY | 91.3 | 98 | THISTLETHWAYTE | 80.1 | 80 | LILLINGTON | 112.9 |
| 32 | 66 | LAMBERT | 90.8 | 74 | P CARTER / B CARTER | 80.0 | 19 | CAMPBELL | 112.7 |
| 33 | 166 | SUDERA | 90.5 | 120 | CANN | 79.6 | 30 | SAMPSON | 112.5 |
| 34 | 19 | CAMPBELL | 90.4 | 54 | RIDGE | 78.7 | 26 | BRECK | 112.2 |
| 35 | 30 | SAMPSON | 89.8 | 9 | B ROBINSON / T ROBINSON | 78.2 | 166 | SUDERA | 112.2 |
| 36 | 25 | J MCHUGH / T MCHUGH | 86.4 | 88 | VAUGHAN WILLIAMS | 77.7 | 25 | J MCHUGH / T MCHUGH | 109.1 |
| 37 | 46 | ENTWISTLE | 83.1 | 157 | TOVEY | 76.8 | 46 | ENTWISTLE | 105.6 |
| 38 | 15 | GICK | 82.2 | 66 | LAMBERT | 76.6 | 18 | JONES | 104.2 |
| 39 | 18 | JONES | 81.9 | 188 | VALENTINE / WESTBY | 76.3 | 15 | GICK | 102.2 |
| 40 | 141 | CALLAHAN | 81.0 | 84 | SAMUELS | 76.2 | 188 | VALENTINE / WESTBY | 101.6 |
| 41 | 11 | JONES | 79.9 | 11 | JONES | 75.6 | 11 | JONES | 101.2 |
| 42 | 188 | VALENTINE / WESTBY | 79.9 | 55 | POTTS | 74.2 | 141 | CALLAHAN | 100.4 |
| 43 | 55 | POTTS | 79.8 | 46 | ENTWISTLE | 69.3 | 55 | POTTS | 100.1 |

Weather / Track : Overcast / Dry

Results can be found at www.tsl-timing.com

Brands Hatch GP

Circuit Length = 2.4332 miles

Start: 17:20 Flag 17:59 End: 18:06

Printed - 18:11 Saturday, 29 August 2020

Bernie's V8's/ CALM All Porsche Trophy

RACE 4 - PIT STOP ANALYSIS

| P1 41 Graham WALDEN | | | | |
|----------------------------|--------------|-----------|------------|--------------|
| STOP | IN TIME | STOP TIME | TOTAL TIME | OUT TIME |
| 1 - | 17:43:24.083 | 1:57.341 | 1:57.341 | 17:45:21.424 |

| P2 43 Steve CHEETHAM | | | | |
|-----------------------------|--------------|-----------|------------|--------------|
| STOP | IN TIME | STOP TIME | TOTAL TIME | OUT TIME |
| 1 - | 17:38:32.868 | 2:27.379 | 2:27.379 | 17:41:00.247 |

| P3 93 Russell MCCARTHY | | | | |
|-------------------------------|--------------|-----------|------------|--------------|
| STOP | IN TIME | STOP TIME | TOTAL TIME | OUT TIME |
| 1 - | 17:36:59.941 | 2:04.941 | 2:04.941 | 17:39:04.882 |

| P4 22 BICKNELL / EVERSON | | | | |
|---------------------------------|--------------|-----------|------------|--------------|
| STOP | IN TIME | STOP TIME | TOTAL TIME | OUT TIME |
| 1 - | 17:38:55.270 | 2:18.711 | 2:18.711 | 17:41:13.981 |

| P5 39 LIM / JAMES | | | | |
|--------------------------|--------------|-----------|------------|--------------|
| STOP | IN TIME | STOP TIME | TOTAL TIME | OUT TIME |
| 1 - | 17:43:31.045 | 2:03.150 | 2:03.150 | 17:45:34.195 |

| P6 4 James GUNN-CARTER | | | | |
|-------------------------------|--------------|-----------|------------|--------------|
| STOP | IN TIME | STOP TIME | TOTAL TIME | OUT TIME |
| 1 - | 17:36:44.781 | 2:34.850 | 2:34.850 | 17:39:19.631 |

| P7 8 Adam CHODOSH | | | | |
|--------------------------|--------------|-----------|------------|--------------|
| STOP | IN TIME | STOP TIME | TOTAL TIME | OUT TIME |
| 1 - | 17:48:10.422 | 1:59.632 | 1:59.632 | 17:50:10.054 |

| P8 35 Ben DEMETRIOU | | | | |
|----------------------------|--------------|-----------|------------|--------------|
| STOP | IN TIME | STOP TIME | TOTAL TIME | OUT TIME |
| 1 - | 17:37:02.804 | 2:35.724 | 2:35.724 | 17:39:38.528 |

| P9 146 Garry GOODWIN | | | | |
|-----------------------------|--------------|-----------|------------|--------------|
| STOP | IN TIME | STOP TIME | TOTAL TIME | OUT TIME |
| 1 - | 17:37:25.996 | 2:26.234 | 2:26.234 | 17:39:52.230 |

| P10 17 Leigh BOWDEN | | | | |
|----------------------------|--------------|-----------|------------|--------------|
| STOP | IN TIME | STOP TIME | TOTAL TIME | OUT TIME |
| 1 - | 17:37:28.056 | 2:23.672 | 2:23.672 | 17:39:51.728 |

| P11 84 Peter SAMUELS | | | | |
|-----------------------------|--------------|-----------|------------|--------------|
| STOP | IN TIME | STOP TIME | TOTAL TIME | OUT TIME |
| 1 - | 17:37:46.666 | 1:53.514 | 1:53.514 | 17:39:40.180 |

| P12 59 EGAR / BIRKETT | | | | |
|------------------------------|--------------|-----------|------------|--------------|
| STOP | IN TIME | STOP TIME | TOTAL TIME | OUT TIME |
| 1 - | 17:39:31.960 | 2:13.445 | 2:13.445 | 17:41:45.405 |

| P13 139 Rob HARDY | | | | |
|--------------------------|--------------|-----------|------------|--------------|
| STOP | IN TIME | STOP TIME | TOTAL TIME | OUT TIME |
| 1 - | 17:39:36.169 | 2:24.430 | 2:24.430 | 17:42:00.599 |

| P14 157 Ben TOVEY | | | | |
|--------------------------|--------------|-----------|------------|--------------|
| STOP | IN TIME | STOP TIME | TOTAL TIME | OUT TIME |
| 1 - | 17:39:45.499 | 2:03.412 | 2:03.412 | 17:41:48.911 |

| P15 54 Christopher RIDGE | | | | |
|---------------------------------|--------------|-----------|------------|--------------|
| STOP | IN TIME | STOP TIME | TOTAL TIME | OUT TIME |
| 1 - | 17:33:58.012 | 1:29.121 | 1:29.121 | 17:35:27.133 |
| 2 - | 17:44:35.446 | 1:56.789 | 3:25.910 | 17:46:32.235 |

| P16 58 Chris BIALAN | | | | |
|----------------------------|--------------|-----------|------------|--------------|
| STOP | IN TIME | STOP TIME | TOTAL TIME | OUT TIME |
| 1 - | 17:51:48.175 | 2:23.655 | 2:23.655 | 17:54:11.830 |

| P17 28 KENNEALLY / BAKER | | | | |
|---------------------------------|--------------|-----------|------------|--------------|
| STOP | IN TIME | STOP TIME | TOTAL TIME | OUT TIME |
| 1 - | 17:39:33.388 | 2:22.789 | 2:22.789 | 17:41:56.177 |

| P18 26 Alan BRECK | | | | |
|--------------------------|--------------|-----------|------------|--------------|
| STOP | IN TIME | STOP TIME | TOTAL TIME | OUT TIME |
| 1 - | 17:41:27.248 | 3:05.434 | 3:05.434 | 17:44:32.682 |

| P19 18 David JONES | | | | |
|---------------------------|--------------|-----------|------------|--------------|
| STOP | IN TIME | STOP TIME | TOTAL TIME | OUT TIME |
| 1 - | 17:40:10.592 | 2:00.826 | 2:00.826 | 17:42:11.418 |

| P20 66 Andrew LAMBERT | | | | |
|------------------------------|--------------|-----------|------------|--------------|
| STOP | IN TIME | STOP TIME | TOTAL TIME | OUT TIME |
| 1 - | 17:48:07.152 | 1:54.690 | 1:54.690 | 17:50:01.842 |

| P21 25 J MCHUGH / T MCHUGH | | | | |
|-----------------------------------|--------------|-----------|------------|--------------|
| STOP | IN TIME | STOP TIME | TOTAL TIME | OUT TIME |
| 1 - | 17:43:05.358 | 2:42.142 | 2:42.142 | 17:45:47.500 |

| P22 15 Dan GICK | | | | |
|------------------------|--------------|-----------|------------|--------------|
| STOP | IN TIME | STOP TIME | TOTAL TIME | OUT TIME |
| 1 - | 17:40:11.824 | 1:58.651 | 1:58.651 | 17:42:10.475 |

| P23 30 Clayton SAMPSON | | | | |
|-------------------------------|--------------|-----------|------------|--------------|
| STOP | IN TIME | STOP TIME | TOTAL TIME | OUT TIME |
| 1 - | 17:41:51.700 | 2:08.637 | 2:08.637 | 17:44:00.337 |

| P24 166 Vikram SUDERA | | | | |
|------------------------------|--------------|-----------|------------|--------------|
| STOP | IN TIME | STOP TIME | TOTAL TIME | OUT TIME |
| 1 - | 17:42:35.646 | 1:55.085 | 1:55.085 | 17:44:30.731 |

| P25 48 Matt SNOWBALL | | | | |
|-----------------------------|--------------|-----------|------------|--------------|
| STOP | IN TIME | STOP TIME | TOTAL TIME | OUT TIME |
| 1 - | 17:38:43.062 | 2:04.250 | 2:04.250 | 17:40:47.312 |

| P26 141 Sam CALLAHAN | | | | |
|-----------------------------|--------------|-----------|------------|--------------|
| STOP | IN TIME | STOP TIME | TOTAL TIME | OUT TIME |
| 1 - | 17:40:43.658 | 2:01.607 | 2:01.607 | 17:42:45.265 |

Weather / Track : Overcast / Dry

Results can be found at www.tsl-timing.com

Page 1 of 2

Brands Hatch GP
Circuit Length = 2.4332 miles
Start: 17:20 Flag 17:59 End: 18:06

Printed - 18:13 Saturday, 29 August 2020

Bernie's V8's/ CALM All Porsche Trophy

RACE 4 - PIT STOP ANALYSIS

| P27 11 John JONES | | | | |
|--------------------------|--------------|-----------|------------|--------------|
| STOP | IN TIME | STOP TIME | TOTAL TIME | OUT TIME |
| 1 - | 17:46:50.888 | 2:08.249 | 2:08.249 | 17:48:59.137 |

| P28 55 Stephen POTTS | | | | |
|-----------------------------|--------------|-----------|------------|--------------|
| STOP | IN TIME | STOP TIME | TOTAL TIME | OUT TIME |
| 1 - | 17:41:03.366 | 1:56.806 | 1:56.806 | 17:43:00.172 |

| P29 74 P CARTER / B CARTER | | | | |
|-----------------------------------|--------------|-----------|------------|--------------|
| STOP | IN TIME | STOP TIME | TOTAL TIME | OUT TIME |
| 1 - | 17:39:28.859 | 2:22.300 | 2:22.300 | 17:41:51.159 |

| P30 188 VALENTINE / WESTBY | | | | |
|-----------------------------------|--------------|-----------|------------|--------------|
| STOP | IN TIME | STOP TIME | TOTAL TIME | OUT TIME |
| 1 - | 17:41:05.273 | 2:38.627 | 2:38.627 | 17:43:43.900 |

| P31 46 Stuart ENTWISTLE | | | | |
|--------------------------------|--------------|-----------|------------|--------------|
| STOP | IN TIME | STOP TIME | TOTAL TIME | OUT TIME |
| 1 - | 17:40:27.617 | 1:37.869 | 1:37.869 | 17:42:05.486 |

| P32 571 MOYCE / ELLIS | | | | |
|------------------------------|--------------|-----------|------------|--------------|
| STOP | IN TIME | STOP TIME | TOTAL TIME | OUT TIME |
| 1 - | 17:41:39.103 | 2:01.289 | 2:01.289 | 17:43:40.392 |

| P33 98 Alex THISTLETHWAYTE | | | | |
|-----------------------------------|--------------|-----------|------------|--------------|
| STOP | IN TIME | STOP TIME | TOTAL TIME | OUT TIME |
| 1 - | 17:38:26.907 | 1:53.812 | 1:53.812 | 17:40:20.719 |
| 2 - | 18:00:23.553 | | | |

| P34 135 Johnathan EVANS | | | | |
|--------------------------------|--------------|-----------|------------|--------------|
| STOP | IN TIME | STOP TIME | TOTAL TIME | OUT TIME |
| 1 - | 17:39:11.396 | 1:58.829 | 1:58.829 | 17:41:10.225 |

| P35 80 Mark LILLINGTON | | | | |
|-------------------------------|--------------|-----------|------------|--------------|
| STOP | IN TIME | STOP TIME | TOTAL TIME | OUT TIME |
| 1 - | 17:40:19.451 | 1:55.939 | 1:55.939 | 17:42:15.390 |

| P36 19 Christopher CAMPBELL | | | | |
|------------------------------------|--------------|-----------|------------|--------------|
| STOP | IN TIME | STOP TIME | TOTAL TIME | OUT TIME |
| 1 - | 17:38:15.601 | 2:01.769 | 2:01.769 | 17:40:17.370 |
| 2 - | 17:57:13.174 | | | |

| P37 97 Andrew KNIGHT | | | | |
|-----------------------------|--------------|-----------|------------|----------|
| STOP | IN TIME | STOP TIME | TOTAL TIME | OUT TIME |
| 1 - | 17:46:49.380 | | | |

| P38 7 Christian DOUGLAS | | | | |
|--------------------------------|--------------|-----------|------------|----------|
| STOP | IN TIME | STOP TIME | TOTAL TIME | OUT TIME |
| 1 - | 17:38:13.708 | | | |

| P39 56 Matt HOLBEN | | | | |
|---------------------------|--------------|-----------|------------|----------|
| STOP | IN TIME | STOP TIME | TOTAL TIME | OUT TIME |
| 1 - | 17:38:08.529 | | | |

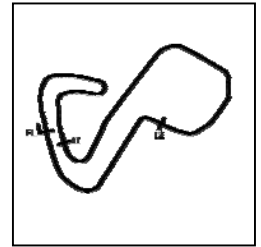
| P40 27 Martin REYNOLDS | | | | |
|-------------------------------|--------------|-----------|------------|--------------|
| STOP | IN TIME | STOP TIME | TOTAL TIME | OUT TIME |
| 1 - | 17:32:01.925 | 2:48.112 | 2:48.112 | 17:34:50.037 |
| 2 - | 17:38:37.861 | 2:07.379 | 4:55.491 | 17:40:45.240 |

| P41 88 Keith VAUGHAN WILLIAMS | | | | |
|--------------------------------------|--------------|-----------|------------|--------------|
| STOP | IN TIME | STOP TIME | TOTAL TIME | OUT TIME |
| 1 - | 17:36:37.741 | 1:59.439 | 1:59.439 | 17:38:37.180 |
| 2 - | 17:40:42.632 | 1:25.178 | 3:24.617 | 17:42:07.810 |

| P43 9 B ROBINSON / T ROBINSON | | | | |
|--------------------------------------|--------------|-----------|------------|----------|
| STOP | IN TIME | STOP TIME | TOTAL TIME | OUT TIME |
| 1 - | 17:26:28.162 | | | |

Bernie's V8's/ CALM All Porsche Trophy

RACE 4 - SECTOR ANALYSIS



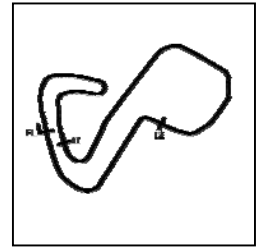
SECTOR 1 = FL to I1, SECTOR 2 = I1 to I2, SECTOR 3 = I2 to FL, DIFF = Difference To Personal Best Lap, P = Crossed Finish Line in Pit Lane, D = Time Disallowed

| P1 41 B | | Graham WALDEN | | | | | TVR Tuscan Challenge RV8 | | | | |
|---------------------------|---------------|--------------------------|---------------|-------------|---------------|--------------|--------------------------|--------------|-------------|---------------------|--|
| IDEAL LAP TIME : 1:41.129 | | BEST LAP TIME : 1:42.228 | | | | | DIFFERENCE : 1.099 | | | | |
| LAP | SECTOR 1 | SECTOR 2 | | SECTOR 3 | | LAP TIME | MPH | DIFF | TIME OF DAY | | |
| 1 - | | 97.2 | 46.986 | 78.2 | 24.790 | 123.8 | 1:47.507 | 81.48 | 5.279 | 17:22:44.395 | |
| 2 - | 32.863 | 98.1 | 45.721 | 82.1 | 24.398 | 124.7 | 1:42.982 | 85.06 | 0.754 | 17:24:27.377 | |
| 3 - | 32.234 | 98.2 | 46.304 | 82.9 | 23.965 | 120.4 | 1:42.503 | 85.45 | 0.275 | 17:26:09.880 | |
| 4 - | 33.121 | 97.5 | 47.420 | 82.2 | 25.033 | 124.0 | 1:45.574 | 82.97 | 3.346 | 17:27:55.454 | |
| 5 - | 32.228 | 97.3 | 46.978 | 77.8 | 24.246 | 124.0 | 1:43.452 | 84.67 | 1.224 | 17:29:38.906 | |
| 6 - | 32.950 | 102.6 | 45.599 | 77.5 | 23.930 | 124.5 | 1:42.479 (3) | 85.47 | 0.251 | 17:31:21.385 | |
| 7 - | 32.090 | 96.9 | 46.227 | 70.3 | 25.218 | 122.2 | 1:43.535 | 84.60 | 1.307 | 17:33:04.920 | |
| 8 - | 31.747 | 99.5 | 46.025 | 76.0 | 25.255 | 123.3 | 1:43.027 | 85.02 | 0.799 | 17:34:47.947 | |
| 9 - | 31.941 | 95.8 | 45.838 | 81.1 | 24.457 | 124.2 | 1:42.236 (2) | 85.68 | 0.008 | 17:36:30.183 | |
| 10 - | 31.867 | 89.9 | 47.291 | 66.2 | 25.283 | 121.5 | 1:44.441 | 83.87 | 2.213 | 17:38:14.624 | |
| 11 - | 32.126 | 95.8 | 46.590 | 81.4 | 24.567 | 122.0 | 1:43.283 | 84.81 | 1.055 | 17:39:57.907 | |
| 12 - | 32.602 | 94.6 | 46.024 | 80.9 | 23.932 | 123.5 | 1:42.558 | 85.41 | 0.330 | 17:41:40.465 | |
| 13 - | 32.238 | 96.4 | 45.871 | 77.4 | IN PIT | | 3:40.959 P | 39.64 | 1:58.731 | 17:45:21.424 | |
| 14 - | OUTLAP | 93.9 | 48.863 | 81.3 | 24.977 | 122.9 | 1:50.228 | 79.47 | 8.000 | 17:47:11.652 | |
| 15 - | 32.644 | 96.4 | 48.826 | 83.3 | 24.379 | 123.3 | 1:45.849 | 82.75 | 3.621 | 17:48:57.501 | |
| 16 - | 32.441 | 98.1 | 45.452 | 78.1 | 24.335 | 124.7 | 1:42.228 (1) | 85.68 | | 17:50:39.729 | |
| 17 - | 32.160 | 98.8 | 48.160 | 76.2 | 24.793 | 123.1 | 1:45.113 | 83.33 | 2.885 | 17:52:24.842 | |
| 18 - | 32.391 | 99.5 | 46.464 | 68.7 | 25.434 | 123.5 | 1:44.289 | 83.99 | 2.061 | 17:54:09.131 | |
| 19 - | 32.280 | 97.9 | 46.888 | 81.3 | 25.368 | 120.0 | 1:44.536 | 83.79 | 2.308 | 17:55:53.667 | |
| 20 - | 32.680 | 99.8 | 45.974 | 78.5 | 25.159 | 123.1 | 1:43.813 | 84.38 | 1.585 | 17:57:37.480 | |
| 21 - | 32.222 | 97.1 | 46.452 | 78.6 | 23.971 | 124.2 | 1:42.645 | 85.34 | 0.417 | 17:59:20.125 | |

| P2 43 SP1 | | Steve CHEETHAM | | | | | Porsche Cayman S | | | | |
|---------------------------|---------------|--------------------------|---------------|-------------|---------------|--------------|---------------------|--------------|-------------|---------------------|--|
| IDEAL LAP TIME : 1:42.690 | | BEST LAP TIME : 1:43.213 | | | | | DIFFERENCE : 0.523 | | | | |
| LAP | SECTOR 1 | SECTOR 2 | | SECTOR 3 | | LAP TIME | MPH | DIFF | TIME OF DAY | | |
| 1 - | | 90.6 | 48.944 | 81.6 | 26.054 | 120.0 | 1:54.516 | 76.49 | 11.303 | 17:22:51.404 | |
| 2 - | 33.960 | 96.1 | 48.502 | 85.2 | 24.878 | 119.1 | 1:47.340 | 81.60 | 4.127 | 17:24:38.744 | |
| 3 - | 33.173 | 94.5 | 46.245 | 88.3 | 24.546 | 120.0 | 1:43.964 | 84.25 | 0.751 | 17:26:22.708 | |
| 4 - | 33.654 | 96.5 | 47.029 | 80.8 | 25.382 | 119.6 | 1:46.065 | 82.58 | 2.852 | 17:28:08.773 | |
| 5 - | 32.477 | 96.5 | 46.141 | 81.5 | 25.017 | 120.4 | 1:43.635 (3) | 84.52 | 0.422 | 17:29:52.408 | |
| 6 - | 33.240 | 96.2 | 46.000 | 89.4 | 24.495 | 120.9 | 1:43.735 | 84.44 | 0.522 | 17:31:36.143 | |
| 7 - | 32.699 | 96.2 | 46.069 | 89.4 | 24.445 | 120.2 | 1:43.213 (1) | 84.87 | | 17:33:19.356 | |
| 8 - | 32.751 | 95.1 | 47.005 | 86.4 | 24.440 | 120.4 | 1:44.196 | 84.07 | 0.983 | 17:35:03.552 | |
| 9 - | 32.590 | 96.2 | 46.176 | 87.3 | 24.890 | 119.6 | 1:43.656 | 84.50 | 0.443 | 17:36:47.208 | |
| 10 - | 32.800 | 91.3 | 47.998 | 88.5 | IN PIT | | 4:13.039 P | 34.61 | 2:29.826 | 17:41:00.247 | |
| 11 - | OUTLAP | 95.5 | 46.358 | 89.2 | 25.517 | 118.7 | 1:46.595 | 82.17 | 3.382 | 17:42:46.842 | |
| 12 - | 33.042 | 95.4 | 46.876 | 87.0 | 24.673 | 120.2 | 1:44.591 | 83.75 | 1.378 | 17:44:31.433 | |
| 13 - | 33.085 | 96.2 | 49.024 | 80.9 | 25.357 | 118.7 | 1:47.466 | 81.51 | 4.253 | 17:46:18.899 | |
| 14 - | 33.601 | 96.0 | 47.051 | 86.7 | 25.202 | 118.7 | 1:45.854 | 82.75 | 2.641 | 17:48:04.753 | |
| 15 - | 32.866 | 97.8 | 47.025 | 78.3 | 25.375 | 119.8 | 1:45.266 | 83.21 | 2.053 | 17:49:50.019 | |
| 16 - | 32.611 | 96.9 | 46.966 | 86.7 | 24.760 | 120.0 | 1:44.337 | 83.95 | 1.124 | 17:51:34.356 | |
| 17 - | 32.857 | 96.8 | 45.773 | 89.9 | 24.625 | 119.6 | 1:43.255 (2) | 84.83 | 0.042 | 17:53:17.611 | |
| 18 - | 33.353 | 95.7 | 46.411 | 86.2 | 25.427 | 119.4 | 1:45.191 | 83.27 | 1.978 | 17:55:02.802 | |
| 19 - | 32.951 | 96.2 | 46.945 | 87.9 | 24.980 | 119.6 | 1:44.876 | 83.52 | 1.663 | 17:56:47.678 | |
| 20 - | 32.975 | 95.5 | 47.464 | 83.4 | 24.904 | 120.0 | 1:45.343 | 83.15 | 2.130 | 17:58:33.021 | |
| 21 - | 32.912 | 95.5 | 46.340 | 88.0 | 24.828 | 120.4 | 1:44.080 | 84.16 | 0.867 | 18:00:17.101 | |

Bernie's V8's/ CALM All Porsche Trophy

RACE 4 - SECTOR ANALYSIS



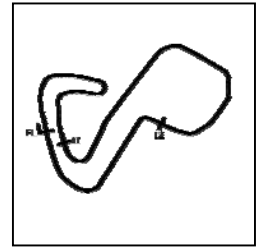
SECTOR 1 = FL to I1, SECTOR 2 = I1 to I2, SECTOR 3 = I2 to FL, DIFF = Difference To Personal Best Lap, P = Crossed Finish Line in Pit Lane, D = Time Disallowed

| P3 93 A | | Russell MCCARTHY | | | | | MGB GT V8 | | | | |
|---------------------------|---------------|--------------------------|---------------|-------------|---------------|--------------|---------------------|--------------|-------------|---------------------|--|
| IDEAL LAP TIME : 1:43.655 | | BEST LAP TIME : 1:44.003 | | | | | DIFFERENCE : 0.348 | | | | |
| LAP | SECTOR 1 | SECTOR 2 | | SECTOR 3 | | LAP TIME | MPH | DIFF | TIME OF DAY | | |
| 1 - | | 95.4 | 50.212 | 73.4 | 25.843 | 123.3 | 1:55.023 | 76.15 | 11.020 | 17:22:51.911 | |
| 2 - | 34.798 | 93.8 | 48.405 | 73.0 | 24.808 | 129.3 | 1:48.011 | 81.10 | 4.008 | 17:24:39.922 | |
| 3 - | 33.512 | 95.4 | 46.499 | 79.7 | 24.339 | 126.6 | 1:44.350 (3) | 83.94 | 0.347 | 17:26:24.272 | |
| 4 - | 33.925 | 97.5 | 46.380 | 78.8 | 24.664 | 123.3 | 1:44.969 | 83.45 | 0.966 | 17:28:09.241 | |
| 5 - | 33.978 | 97.5 | 46.360 | 79.6 | 24.791 | 122.2 | 1:45.129 | 83.32 | 1.126 | 17:29:54.370 | |
| 6 - | 34.237 | 97.2 | 46.660 | 79.7 | 24.578 | 123.1 | 1:45.475 | 83.05 | 1.472 | 17:31:39.845 | |
| 7 - | 34.105 | 95.8 | 47.358 | 74.3 | 25.391 | 124.2 | 1:46.854 | 81.97 | 2.851 | 17:33:26.699 | |
| 8 - | 33.628 | 94.7 | 47.229 | 80.2 | 24.572 | 125.9 | 1:45.429 | 83.08 | 1.426 | 17:35:12.128 | |
| 9 - | 35.812 | 64.7 | 48.033 | 78.9 | IN PIT | | 3:52.754 P | 37.63 | 2:08.751 | 17:39:04.882 | |
| 10 - | OUTLAP | 96.8 | 47.167 | 81.7 | 24.885 | 129.0 | 1:48.269 | 80.90 | 4.266 | 17:40:53.151 | |
| 11 - | 33.405 | 99.1 | 46.552 | 84.6 | 24.046 | 131.0 | 1:44.003 (1) | 84.22 | | 17:42:37.154 | |
| 12 - | 33.563 | 98.5 | 46.204 | 78.1 | 24.427 | 129.8 | 1:44.194 (2) | 84.07 | 0.191 | 17:44:21.348 | |
| 13 - | 33.599 | 94.9 | 49.807 | 80.0 | 25.302 | 126.1 | 1:48.708 | 80.58 | 4.705 | 17:46:10.056 | |
| 14 - | 34.527 | 93.9 | 48.857 | 76.1 | 25.518 | 123.8 | 1:48.902 | 80.43 | 4.899 | 17:47:58.958 | |
| 15 - | 34.104 | 97.1 | 46.827 | 79.1 | 24.585 | 130.5 | 1:45.516 | 83.01 | 1.513 | 17:49:44.474 | |
| 16 - | 33.571 | 99.1 | 47.182 | 81.0 | 24.307 | 129.5 | 1:45.060 | 83.37 | 1.057 | 17:51:29.534 | |
| 17 - | 33.792 | 97.2 | 46.431 | 81.9 | 24.388 | 128.8 | 1:44.611 | 83.73 | 0.608 | 17:53:14.145 | |
| 18 - | 34.630 | 94.1 | 48.602 | 75.4 | 25.814 | 125.6 | 1:49.046 | 80.33 | 5.043 | 17:55:03.191 | |
| 19 - | 33.827 | 92.9 | 47.204 | 79.9 | 24.922 | 124.2 | 1:45.953 | 82.67 | 1.950 | 17:56:49.144 | |
| 20 - | 35.637 | 88.6 | 47.720 | 74.6 | 24.922 | 124.9 | 1:48.279 | 80.90 | 4.276 | 17:58:37.423 | |
| 21 - | 34.629 | 85.7 | 47.463 | 80.5 | 24.624 | 121.7 | 1:46.716 | 82.08 | 2.713 | 18:00:24.139 | |

| P4 22 A | | BICKNELL / EVERSON | | | | | Ford ASCAR V8 Mk3 Mustang | | | | |
|---------------------------|---------------|---------------------------|---------------|-------------|---------------|--------------|----------------------------------|--------------|-------------|---------------------|--|
| IDEAL LAP TIME : 1:40.962 | | BEST LAP TIME : 1:42.146 | | | | | DIFFERENCE : 1.184 | | | | |
| LAP | SECTOR 1 | SECTOR 2 | | SECTOR 3 | | LAP TIME | MPH | DIFF | TIME OF DAY | | |
| 1 - | | 78.6 | 51.608 | 75.9 | 26.141 | 113.1 | 2:01.471 | 72.11 | 19.325 | 17:22:58.359 | |
| 2 - | 35.435 | 83.7 | 50.000 | 76.6 | 25.432 | 120.6 | 1:50.867 | 79.01 | 8.721 | 17:24:49.226 | |
| 3 - | 34.202 | 92.9 | 47.082 | 83.8 | 25.059 | 106.3 | 1:46.343 | 82.37 | 4.197 | 17:26:35.569 | |
| 4 - | 33.818 | 87.7 | 47.578 | 75.7 | 25.006 | 127.8 | 1:46.402 | 82.32 | 4.256 | 17:28:21.971 | |
| 5 - | 33.006 | 90.5 | 46.245 | 80.6 | 24.594 | 122.6 | 1:43.845 | 84.35 | 1.699 | 17:30:05.816 | |
| 6 - | 32.840 | 86.0 | 47.725 | 73.9 | 24.865 | 125.4 | 1:45.430 | 83.08 | 3.284 | 17:31:51.246 | |
| 7 - | 32.734 | 92.3 | 46.131 | 83.6 | 24.125 | 123.5 | 1:42.990 | 85.05 | 0.844 | 17:33:34.236 | |
| 8 - | 32.928 | 93.7 | 47.967 | 78.4 | 24.675 | 127.3 | 1:45.570 | 82.97 | 3.424 | 17:35:19.806 | |
| 9 - | 32.819 | 86.8 | 48.646 | 75.3 | 25.375 | 117.7 | 1:46.840 | 81.99 | 4.694 | 17:37:06.646 | |
| 10 - | 34.088 | 87.2 | 48.286 | 76.9 | IN PIT | | 4:07.335 P | 35.41 | 2:25.189 | 17:41:13.981 | |
| 11 - | OUTLAP | 90.3 | 47.104 | 79.0 | 25.430 | 121.3 | 1:52.550 | 77.83 | 10.404 | 17:43:06.531 | |
| 12 - | 32.381 | 95.5 | 47.142 | 79.2 | 24.719 | 118.1 | 1:44.242 | 84.03 | 2.096 | 17:44:50.773 | |
| 13 - | 33.113 | 93.0 | 48.805 | 78.1 | 26.012 | 115.3 | 1:47.930 | 81.16 | 5.784 | 17:46:38.703 | |
| 14 - | 33.568 | 94.1 | 48.462 | 77.3 | 25.119 | 120.6 | 1:47.149 | 81.75 | 5.003 | 17:48:25.852 | |
| 15 - | 32.530 | 98.3 | 45.958 | 80.9 | 24.193 | 123.8 | 1:42.681 | 85.31 | 0.535 | 17:50:08.533 | |
| 16 - | 32.780 | 92.1 | 46.233 | 82.2 | 24.333 | 122.9 | 1:43.346 | 84.76 | 1.200 | 17:51:51.879 | |
| 17 - | 32.770 | 97.9 | 45.176 | 84.3 | 24.362 | 122.6 | 1:42.308 (3) | 85.62 | 0.162 | 17:53:34.187 | |
| 18 - | 32.723 | 97.8 | 45.636 | 84.5 | 23.787 | 125.2 | 1:42.146 (1) | 85.75 | | 17:55:16.333 | |
| 19 - | 31.999 | 100.3 | 45.848 | 81.3 | 24.368 | 124.2 | 1:42.215 (2) | 85.70 | 0.069 | 17:56:58.548 | |
| 20 - | 32.099 | 101.2 | 45.974 | 79.7 | 24.341 | 123.8 | 1:42.414 | 85.53 | 0.268 | 17:58:40.962 | |
| 21 - | 32.640 | 90.6 | 46.834 | 82.2 | 24.577 | 118.9 | 1:44.051 | 84.18 | 1.905 | 18:00:25.013 | |

Bernie's V8's/ CALM All Porsche Trophy

RACE 4 - SECTOR ANALYSIS



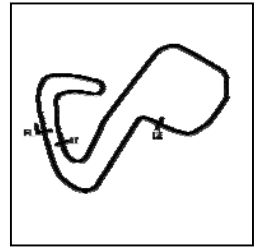
SECTOR 1 = FL to I1, SECTOR 2 = I1 to I2, SECTOR 3 = I2 to FL, DIFF = Difference To Personal Best Lap, P = Crossed Finish Line in Pit Lane, D = Time Disallowed

| P5 39 A LIM / JAMES | | RAM SC | | | | | | | | |
|---------------------------|---------------|--------------------------|---------------|--------------------|---------------|--------------|---------------------|--------------|--------------|---------------------|
| IDEAL LAP TIME : 1:41.823 | | BEST LAP TIME : 1:41.988 | | DIFFERENCE : 0.165 | | | | | | |
| LAP | SECTOR 1 | SECTOR 2 | SECTOR 3 | LAP TIME | MPH | DIFF | TIME OF DAY | | | |
| 1 - | 89.2 | 48.923 | 72.6 | 25.521 | 124.0 | 1:53.910 | 76.90 | 11.922 | 17:22:50.798 | |
| 2 - | 32.734 | 102.9 | 46.087 | 78.6 | 24.105 | 132.3 | 1:42.926 | 85.10 | 0.938 | 17:24:33.724 |
| 3 - | 32.436 | 100.3 | 46.075 | 81.9 | 23.477 | 131.5 | 1:41.988 (1) | 85.89 | | 17:26:15.712 |
| 4 - | 32.446 | 99.7 | 46.136 | 83.6 | 23.783 | 133.4 | 1:42.365 (3) | 85.57 | 0.377 | 17:27:58.077 |
| 5 - | 32.714 | 100.1 | 47.378 | 79.8 | 23.636 | 130.8 | 1:43.728 | 84.45 | 1.740 | 17:29:41.805 |
| 6 - | 32.476 | 106.0 | 45.974 | 81.9 | 23.623 | 131.3 | 1:42.073 (2) | 85.81 | 0.085 | 17:31:23.878 |
| 7 - | 32.410 | 102.1 | 46.316 | 86.5 | 23.958 | 132.1 | 1:42.684 | 85.30 | 0.696 | 17:33:06.562 |
| 8 - | 32.663 | 95.3 | 46.473 | 84.6 | 24.402 | 125.2 | 1:43.538 | 84.60 | 1.550 | 17:34:50.100 |
| 9 - | 32.925 | 103.8 | 46.347 | 82.2 | 23.901 | 125.6 | 1:43.173 | 84.90 | 1.185 | 17:36:33.273 |
| 10 - | 33.280 | 95.5 | 45.936 | 83.5 | 24.569 | 126.6 | 1:43.785 | 84.40 | 1.797 | 17:38:17.058 |
| 11 - | 32.809 | 96.5 | 46.171 | 83.9 | 24.036 | 118.3 | 1:43.016 | 85.03 | 1.028 | 17:40:00.074 |
| 12 - | 33.367 | 97.3 | 46.945 | 82.6 | 23.853 | 129.5 | 1:44.165 | 84.09 | 2.177 | 17:41:44.239 |
| 13 - | 33.107 | 96.5 | 46.796 | 80.1 | IN PIT | | 3:49.956 P | 38.09 | 2:07.968 | 17:45:34.195 |
| 14 - | OUTLAP | 73.1 | 53.662 | 73.5 | 26.359 | 115.9 | 2:02.976 | 71.23 | 20.988 | 17:47:37.171 |
| 15 - | 37.147 | 84.5 | 49.649 | 79.5 | 25.455 | 122.9 | 1:52.251 | 78.03 | 10.263 | 17:49:29.422 |
| 16 - | 36.756 | 83.5 | 49.169 | 71.0 | 25.307 | 118.3 | 1:51.232 | 78.75 | 9.244 | 17:51:20.654 |
| 17 - | 35.561 | 86.9 | 48.408 | 76.9 | 25.018 | 118.7 | 1:48.987 | 80.37 | 6.999 | 17:53:09.641 |
| 18 - | 35.827 | 84.8 | 47.958 | 83.0 | 25.179 | 122.0 | 1:48.964 | 80.39 | 6.976 | 17:54:58.605 |
| 19 - | 35.744 | 86.9 | 49.378 | 73.4 | 25.097 | 119.1 | 1:50.219 | 79.47 | 8.231 | 17:56:48.824 |
| 20 - | 35.509 | 86.0 | 47.681 | 82.1 | 25.059 | 126.1 | 1:48.249 | 80.92 | 6.261 | 17:58:37.073 |
| 21 - | 34.558 | 86.9 | 49.512 | 75.7 | 24.858 | 118.7 | 1:48.928 | 80.41 | 6.940 | 18:00:26.001 |

| P6 4 SP1 James GUNN-CARTER | | Porsche Boxster S | | | | | | | | |
|----------------------------|---------------|--------------------------|---------------|--------------------|---------------|--------------|---------------------|--------------|--------------|---------------------|
| IDEAL LAP TIME : 1:42.808 | | BEST LAP TIME : 1:43.159 | | DIFFERENCE : 0.351 | | | | | | |
| LAP | SECTOR 1 | SECTOR 2 | SECTOR 3 | LAP TIME | MPH | DIFF | TIME OF DAY | | | |
| 1 - | 91.4 | 47.375 | 76.5 | 25.176 | 114.7 | 1:49.362 | 80.09 | 6.203 | 17:22:46.250 | |
| 2 - | 33.039 | 93.0 | 46.400 | 85.4 | 24.686 | 114.9 | 1:44.125 | 84.12 | 0.966 | 17:24:30.375 |
| 3 - | 33.103 | 92.5 | 46.454 | 79.2 | 24.669 | 116.1 | 1:44.226 | 84.04 | 1.067 | 17:26:14.601 |
| 4 - | 32.975 | 93.3 | 47.173 | 79.8 | 24.816 | 114.7 | 1:44.964 | 83.45 | 1.805 | 17:27:59.565 |
| 5 - | 32.901 | 94.5 | 47.070 | 69.3 | 26.618 | 115.7 | 1:46.589 | 82.18 | 3.430 | 17:29:46.154 |
| 6 - | 33.235 | 93.8 | 47.000 | 83.5 | 25.393 | 115.3 | 1:45.628 | 82.93 | 2.469 | 17:31:31.782 |
| 7 - | 32.193 | 93.7 | 46.226 | 82.8 | 24.740 | 117.3 | 1:43.159 (1) | 84.91 | | 17:33:14.941 |
| 8 - | 34.044 | 90.4 | 47.704 | 82.3 | 24.932 | 116.9 | 1:46.680 | 82.11 | 3.521 | 17:35:01.621 |
| 9 - | 32.456 | 93.4 | 46.797 | 84.3 | IN PIT | | 4:18.010 P | 33.95 | 2:34.851 | 17:39:19.631 |
| 10 - | OUTLAP | 92.1 | 46.311 | 81.6 | 24.898 | 116.1 | 1:46.722 | 82.08 | 3.563 | 17:41:06.353 |
| 11 - | 32.645 | 93.5 | 47.221 | 81.5 | 25.461 | 114.9 | 1:45.327 | 83.16 | 2.168 | 17:42:51.680 |
| 12 - | 33.326 | 93.7 | 47.626 | 82.4 | 25.178 | 116.1 | 1:46.130 | 82.53 | 2.971 | 17:44:37.810 |
| 13 - | 33.048 | 93.9 | 52.680 | 71.6 | 25.920 | 115.5 | 1:51.648 | 78.45 | 8.489 | 17:46:29.458 |
| 14 - | 32.835 | 92.4 | 47.756 | 81.0 | 24.895 | 116.1 | 1:45.486 | 83.04 | 2.327 | 17:48:14.944 |
| 15 - | 32.697 | 93.2 | 48.465 | 66.5 | 25.527 | 117.1 | 1:46.689 | 82.10 | 3.530 | 17:50:01.633 |
| 16 - | 32.798 | 93.5 | 47.165 | 72.7 | 25.824 | 117.5 | 1:45.787 | 82.80 | 2.628 | 17:51:47.420 |
| 17 - | 32.579 | 92.8 | 46.567 | 84.3 | 24.985 | 115.7 | 1:44.131 | 84.12 | 0.972 | 17:53:31.551 |
| 18 - | 32.524 | 92.9 | 46.381 | 83.3 | 24.615 | 116.7 | 1:43.520 (2) | 84.61 | 0.361 | 17:55:15.071 |
| 19 - | 32.522 | 93.7 | 47.967 | 83.9 | 24.977 | 117.3 | 1:45.466 | 83.05 | 2.307 | 17:57:00.537 |
| 20 - | 32.967 | 93.5 | 46.000 | 82.4 | 24.965 | 116.3 | 1:43.932 (3) | 84.28 | 0.773 | 17:58:44.469 |
| 21 - | 32.364 | 94.2 | 47.278 | 83.4 | 25.217 | 115.5 | 1:44.859 | 83.53 | 1.700 | 18:00:29.328 |

Bernie's V8's/ CALM All Porsche Trophy

RACE 4 - SECTOR ANALYSIS



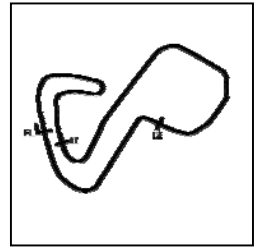
SECTOR 1 = FL to I1, SECTOR 2 = I1 to I2, SECTOR 3 = I2 to FL, DIFF = Difference To Personal Best Lap, P = Crossed Finish Line in Pit Lane, D = Time Disallowed

| P7 8 B Adam CHODOSH | | Chevrolet Corvette | | | | | | | | |
|----------------------------|---------------|---------------------------|---------------|--------------------|---------------|--------------|---------------------|--------------|--------------|---------------------|
| IDEAL LAP TIME : 1:44.858 | | BEST LAP TIME : 1:45.951 | | DIFFERENCE : 1.093 | | | | | | |
| LAP | SECTOR 1 | SECTOR 2 | SECTOR 3 | LAP TIME | MPH | DIFF | TIME OF DAY | | | |
| 1 - | 82.9 | 50.545 | 81.9 | 26.828 | 114.5 | 2:00.006 | 72.99 | 14.055 | 17:22:56.894 | |
| 2 - | 36.631 | 84.3 | 49.390 | 84.0 | 26.158 | 118.1 | 1:52.179 | 78.08 | 6.228 | 17:24:49.073 |
| 3 - | 34.454 | 90.0 | 49.150 | 82.1 | 25.465 | 117.5 | 1:49.069 | 80.31 | 3.118 | 17:26:38.142 |
| 4 - | 35.294 | 91.0 | 47.531 | 82.5 | 25.332 | 116.1 | 1:48.157 | 80.99 | 2.206 | 17:28:26.299 |
| 5 - | 33.674 | 91.8 | 47.618 | 80.3 | 25.020 | 122.4 | 1:46.312 (2) | 82.39 | 0.361 | 17:30:12.611 |
| 6 - | 34.409 | 92.8 | 47.519 | 83.9 | 25.682 | 122.0 | 1:47.610 | 81.40 | 1.659 | 17:32:00.221 |
| 7 - | 34.062 | 93.8 | 49.108 | 80.9 | 25.515 | 121.1 | 1:48.685 | 80.59 | 2.734 | 17:33:48.906 |
| 8 - | 34.140 | 84.2 | 48.244 | 79.7 | 25.595 | 119.8 | 1:47.979 | 81.12 | 2.028 | 17:35:36.885 |
| 9 - | 33.914 | 90.4 | 47.489 | 81.9 | 25.197 | 122.6 | 1:46.600 | 82.17 | 0.649 | 17:37:23.485 |
| 10 - | 33.775 | 92.0 | 47.489 | 83.4 | 24.687 | 122.9 | 1:45.951 (1) | 82.67 | | 17:39:09.436 |
| 11 - | 34.046 | 96.9 | 47.293 | 84.9 | 25.003 | 120.0 | 1:46.342 | 82.37 | 0.391 | 17:40:55.778 |
| 12 - | 33.795 | 93.5 | 47.952 | 82.0 | 25.081 | 121.7 | 1:46.828 | 81.99 | 0.877 | 17:42:42.606 |
| 13 - | 33.454 | 93.9 | 48.257 | 77.8 | 25.295 | 119.1 | 1:47.006 | 81.86 | 1.055 | 17:44:29.612 |
| 14 - | 34.331 | 94.3 | 49.404 | 82.0 | 26.124 | 115.9 | 1:49.859 | 79.73 | 3.908 | 17:46:19.471 |
| 15 - | 35.146 | 96.1 | 49.704 | 82.9 | IN PIT | | 3:50.583 P | 37.98 | 2:04.632 | 17:50:10.054 |
| 16 - | OUTLAP | 96.8 | 47.347 | 85.9 | 25.786 | 109.2 | 1:49.706 | 79.84 | 3.755 | 17:51:59.760 |
| 17 - | 34.142 | 93.8 | 46.717 | 85.1 | 25.871 | 121.3 | 1:46.730 | 82.07 | 0.779 | 17:53:46.490 |
| 18 - | 34.117 | 92.8 | 47.527 | 82.6 | 25.172 | 120.6 | 1:46.816 | 82.00 | 0.865 | 17:55:33.306 |
| 19 - | 34.645 | 92.5 | 46.858 | 88.0 | 24.815 | 123.8 | 1:46.318 (3) | 82.39 | 0.367 | 17:57:19.624 |
| 20 - | 33.979 | 93.2 | 47.526 | 84.4 | 25.403 | 121.5 | 1:46.908 | 81.93 | 0.957 | 17:59:06.532 |
| 21 - | 34.038 | 91.5 | 48.128 | 81.7 | 25.251 | 121.3 | 1:47.417 | 81.54 | 1.466 | 18:00:53.949 |

| P8 35 SP2 Ben DEMETRIOU | | Porsche Boxster S | | | | | | | | |
|--------------------------------|---------------|--------------------------|---------------|--------------------|---------------|--------------|---------------------|--------------|--------------|---------------------|
| IDEAL LAP TIME : 1:44.816 | | BEST LAP TIME : 1:45.204 | | DIFFERENCE : 0.388 | | | | | | |
| LAP | SECTOR 1 | SECTOR 2 | SECTOR 3 | LAP TIME | MPH | DIFF | TIME OF DAY | | | |
| 1 - | 93.3 | 48.242 | 79.2 | 25.413 | 117.3 | 1:49.210 | 80.21 | 4.006 | 17:22:46.098 | |
| 2 - | 33.765 | 92.0 | 47.512 | 77.3 | 25.596 | 115.9 | 1:46.873 | 81.96 | 1.669 | 17:24:32.971 |
| 3 - | 33.041 | 91.6 | 48.338 | 77.2 | 25.538 | 116.5 | 1:46.917 | 81.93 | 1.713 | 17:26:19.888 |
| 4 - | 32.930 | 94.1 | 47.519 | 78.8 | 25.204 | 116.9 | 1:45.653 (3) | 82.91 | 0.449 | 17:28:05.541 |
| 5 - | 33.252 | 92.1 | 47.656 | 77.5 | 26.005 | 114.5 | 1:46.913 | 81.93 | 1.709 | 17:29:52.454 |
| 6 - | 34.055 | 92.0 | 47.360 | 78.8 | 25.561 | 118.1 | 1:46.976 | 81.88 | 1.772 | 17:31:39.430 |
| 7 - | 35.125 | 91.3 | 47.993 | 76.4 | 25.829 | 116.3 | 1:48.947 | 80.40 | 3.743 | 17:33:28.377 |
| 8 - | 34.013 | 93.4 | 47.706 | 77.4 | 25.603 | 116.5 | 1:47.322 | 81.62 | 2.118 | 17:35:15.699 |
| 9 - | 33.385 | 87.4 | 48.902 | 76.5 | IN PIT | | 4:22.829 P | 33.32 | 2:37.625 | 17:39:38.528 |
| 10 - | OUTLAP | 89.3 | 48.216 | 78.3 | 25.638 | 114.1 | 1:49.409 | 80.06 | 4.205 | 17:41:27.937 |
| 11 - | 33.026 | 92.3 | 47.327 | 78.5 | 25.222 | 116.5 | 1:45.575 (2) | 82.97 | 0.371 | 17:43:13.512 |
| 12 - | 33.266 | 92.1 | 47.865 | 78.9 | 25.554 | 115.5 | 1:46.685 | 82.10 | 1.481 | 17:45:00.197 |
| 13 - | 33.653 | 90.9 | 48.804 | 77.5 | 25.877 | 115.1 | 1:48.334 | 80.85 | 3.130 | 17:46:48.531 |
| 14 - | 33.161 | 92.6 | 48.601 | 76.7 | 25.544 | 115.5 | 1:47.306 | 81.63 | 2.102 | 17:48:35.837 |
| 15 - | 33.608 | 92.5 | 48.161 | 79.6 | 25.883 | 116.5 | 1:47.652 | 81.37 | 2.448 | 17:50:23.489 |
| 16 - | 32.815 | 93.4 | 47.182 | 76.7 | 25.207 | 116.9 | 1:45.204 (1) | 83.26 | | 17:52:08.693 |
| 17 - | 33.136 | 92.6 | 49.682 | 76.8 | 25.353 | 117.3 | 1:48.171 | 80.98 | 2.967 | 17:53:56.864 |
| 18 - | 33.441 | 89.0 | 48.274 | 73.5 | 26.351 | 120.4 | 1:48.066 | 81.06 | 2.862 | 17:55:44.930 |
| 19 - | 34.680 | 89.4 | 47.858 | 82.8 | 24.819 | 117.9 | 1:47.357 | 81.59 | 2.153 | 17:57:32.287 |
| 20 - | 34.108 | 92.5 | 47.758 | 78.1 | 25.186 | 117.1 | 1:47.052 | 81.82 | 1.848 | 17:59:19.339 |
| 21 - | 32.973 | 93.8 | 47.217 | 81.9 | 25.465 | 104.5 | 1:45.655 | 82.90 | 0.451 | 18:01:04.994 |

Bernie's V8's/ CALM All Porsche Trophy

RACE 4 - SECTOR ANALYSIS



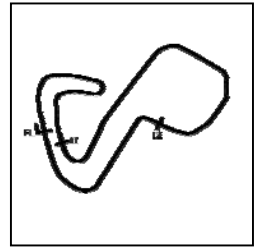
SECTOR 1 = FL to I1, SECTOR 2 = I1 to I2, SECTOR 3 = I2 to FL, DIFF = Difference To Personal Best Lap, P = Crossed Finish Line in Pit Lane, D = Time Disallowed

| P9 146 SPDA Garry GOODWIN | | Porsche Boxster S | | | | | | | | | | | |
|---------------------------|---------------|--------------------------|---------------|-------------|--------------------|--------------|---------------------|--------------|----------|---------------------|--|--|--|
| IDEAL LAP TIME : 1:45.626 | | BEST LAP TIME : 1:46.007 | | | DIFFERENCE : 0.381 | | | | | | | | |
| LAP | SECTOR 1 | SECTOR 2 | SECTOR 3 | LAP TIME | MPH | DIFF | TIME OF DAY | | | | | | |
| 1 - | | 81.6 | 51.178 | 78.4 | 26.402 | 113.9 | 2:00.876 | 72.46 | 14.869 | 17:22:57.764 | | | |
| 2 - | 36.312 | 88.6 | 50.599 | 73.9 | 25.761 | 115.5 | 1:52.672 | 77.74 | 6.665 | 17:24:50.436 | | | |
| 3 - | 34.881 | 91.6 | 48.228 | 81.1 | 25.385 | 116.3 | 1:48.494 | 80.74 | 2.487 | 17:26:38.930 | | | |
| 4 - | 34.766 | 88.0 | 48.107 | 86.5 | 25.109 | 116.3 | 1:47.982 | 81.12 | 1.975 | 17:28:26.912 | | | |
| 5 - | 34.505 | 88.6 | 47.909 | 86.2 | 25.571 | 114.9 | 1:47.985 | 81.12 | 1.978 | 17:30:14.897 | | | |
| 6 - | 33.292 | 88.4 | 48.222 | 81.7 | 25.307 | 115.1 | 1:46.821 (3) | 82.00 | 0.814 | 17:32:01.718 | | | |
| 7 - | 34.011 | 92.1 | 49.605 | 82.6 | 25.490 | 114.5 | 1:49.106 | 80.28 | 3.099 | 17:33:50.824 | | | |
| 8 - | 34.964 | 85.8 | 47.786 | 87.7 | 25.593 | 114.7 | 1:48.343 | 80.85 | 2.336 | 17:35:39.167 | | | |
| 9 - | 33.959 | 88.0 | 48.145 | 80.0 | IN PIT | | 4:13.063 P | 34.61 | 2:27.056 | 17:39:52.230 | | | |
| 10 - | OUTLAP | 90.4 | 51.264 | 83.0 | 25.401 | 113.7 | 1:54.565 | 76.46 | 8.558 | 17:41:46.795 | | | |
| 11 - | 33.641 | 91.1 | 48.043 | 83.3 | 25.668 | 113.9 | 1:47.352 | 81.59 | 1.345 | 17:43:34.147 | | | |
| 12 - | 33.752 | 91.0 | 48.873 | 79.3 | 26.243 | 114.1 | 1:48.868 | 80.46 | 2.861 | 17:45:23.015 | | | |
| 13 - | 34.381 | 90.1 | 50.024 | 78.3 | 25.949 | 113.3 | 1:50.354 | 79.37 | 4.347 | 17:47:13.369 | | | |
| 14 - | 33.755 | 91.9 | 48.575 | 75.4 | 26.802 | 111.8 | 1:49.132 | 80.26 | 3.125 | 17:49:02.501 | | | |
| 15 - | 34.435 | 91.9 | 48.764 | 85.8 | 25.412 | 115.9 | 1:48.611 | 80.65 | 2.604 | 17:50:51.112 | | | |
| 16 - | 33.518 | 90.8 | 48.062 | 75.3 | 26.768 | 110.9 | 1:48.348 | 80.84 | 2.341 | 17:52:39.460 | | | |
| 17 - | 33.355 | 91.8 | 48.093 | 80.4 | 26.190 | 113.7 | 1:47.638 | 81.38 | 1.631 | 17:54:27.098 | | | |
| 18 - | 33.341 | 91.0 | 47.620 | 83.4 | 25.459 | 114.3 | 1:46.420 (2) | 82.31 | 0.413 | 17:56:13.518 | | | |
| 19 - | 33.304 | 91.3 | 47.357 | 83.7 | 25.346 | 114.7 | 1:46.007 (1) | 82.63 | | 17:57:59.525 | | | |
| 20 - | 33.160 | 89.4 | 48.600 | 85.7 | 26.275 | 112.7 | 1:48.035 | 81.08 | 2.028 | 17:59:47.560 | | | |

| P10 17 SPDA Leigh BOWDEN | | Porsche Boxster S | | | | | | | | | | | |
|---------------------------|---------------|--------------------------|---------------|-------------|--------------------|--------------|---------------------|--------------|----------|---------------------|--|--|--|
| IDEAL LAP TIME : 1:45.649 | | BEST LAP TIME : 1:46.301 | | | DIFFERENCE : 0.652 | | | | | | | | |
| LAP | SECTOR 1 | SECTOR 2 | SECTOR 3 | LAP TIME | MPH | DIFF | TIME OF DAY | | | | | | |
| 1 - | | 83.6 | 51.624 | 78.9 | 26.610 | 113.9 | 2:00.739 | 72.55 | 14.438 | 17:22:57.627 | | | |
| 2 - | 35.095 | 91.3 | 48.546 | 83.2 | 25.911 | 115.3 | 1:49.552 | 79.96 | 3.251 | 17:24:47.179 | | | |
| 3 - | 34.351 | 90.5 | 48.088 | 85.7 | 25.581 | 109.1 | 1:48.020 | 81.09 | 1.719 | 17:26:35.199 | | | |
| 4 - | 34.070 | 91.4 | 51.083 | 82.5 | 25.482 | 115.5 | 1:50.635 | 79.17 | 4.334 | 17:28:25.834 | | | |
| 5 - | 33.933 | 90.8 | 48.528 | 82.8 | 25.930 | 114.3 | 1:48.391 | 80.81 | 2.090 | 17:30:14.225 | | | |
| 6 - | 33.761 | 91.4 | 48.139 | 82.0 | 25.356 | 115.3 | 1:47.256 (3) | 81.67 | 0.955 | 17:32:01.481 | | | |
| 7 - | 34.681 | 91.9 | 49.516 | 85.2 | 25.292 | 115.3 | 1:49.489 | 80.00 | 3.188 | 17:33:50.970 | | | |
| 8 - | 34.608 | 89.2 | 47.349 | 85.8 | 25.410 | 115.3 | 1:47.367 | 81.58 | 1.066 | 17:35:38.337 | | | |
| 9 - | 34.767 | 89.2 | 50.775 | 85.4 | IN PIT | | 4:13.391 P | 34.57 | 2:27.090 | 17:39:51.728 | | | |
| 10 - | OUTLAP | 89.8 | 50.905 | 83.2 | 25.864 | 112.9 | 1:55.117 | 76.09 | 8.816 | 17:41:46.845 | | | |
| 11 - | 34.271 | 90.9 | 48.265 | 84.4 | 25.659 | 114.3 | 1:48.195 | 80.96 | 1.894 | 17:43:35.040 | | | |
| 12 - | 33.903 | 91.3 | 49.873 | 84.4 | 25.855 | 113.7 | 1:49.631 | 79.90 | 3.330 | 17:45:24.671 | | | |
| 13 - | 34.336 | 91.9 | 48.839 | 81.5 | 25.779 | 115.1 | 1:48.954 | 80.39 | 2.653 | 17:47:13.625 | | | |
| 14 - | 34.399 | 85.2 | 47.991 | 77.9 | 26.445 | 112.9 | 1:48.835 | 80.48 | 2.534 | 17:49:02.460 | | | |
| 15 - | 34.083 | 92.0 | 48.678 | 85.5 | 25.580 | 115.3 | 1:48.341 | 80.85 | 2.040 | 17:50:50.801 | | | |
| 16 - | 34.124 | 92.5 | 48.104 | 81.0 | 26.578 | 109.1 | 1:48.806 | 80.50 | 2.505 | 17:52:39.607 | | | |
| 17 - | 33.876 | 91.1 | 48.414 | 84.0 | 25.770 | 114.5 | 1:48.060 | 81.06 | 1.759 | 17:54:27.667 | | | |
| 18 - | 33.157 | 92.6 | 47.573 | 85.0 | 25.571 | 114.9 | 1:46.301 (1) | 82.40 | | 17:56:13.968 | | | |
| 19 - | 33.483 | 92.8 | 47.316 | 87.9 | 25.504 | 114.9 | 1:46.303 (2) | 82.40 | 0.002 | 17:58:00.271 | | | |
| 20 - | 33.041 | 93.4 | 48.273 | 84.0 | 26.452 | 113.1 | 1:47.766 | 81.28 | 1.465 | 17:59:48.037 | | | |

Bernie's V8's/ CALM All Porsche Trophy

RACE 4 - SECTOR ANALYSIS



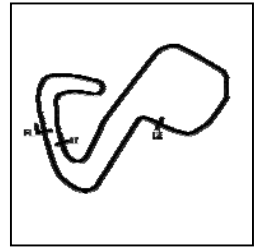
SECTOR 1 = FL to I1, SECTOR 2 = I1 to I2, SECTOR 3 = I2 to FL, DIFF = Difference To Personal Best Lap, P = Crossed Finish Line in Pit Lane, D = Time Disallowed

| P11 84 D | | Peter SAMUELS | | | | | MGB GT V8 | | | | |
|---------------------------|---------------|--------------------------|---------------|-------------|---------------|--------------|---------------------|--------------|-------------|---------------------|--|
| IDEAL LAP TIME : 1:48.065 | | BEST LAP TIME : 1:48.476 | | | | | DIFFERENCE : 0.411 | | | | |
| LAP | SECTOR 1 | SECTOR 2 | | SECTOR 3 | | LAP TIME | MPH | DIFF | TIME OF DAY | | |
| 1 - | | 84.2 | 51.980 | 68.6 | 26.502 | 111.8 | 2:04.041 | 70.62 | 15.565 | 17:23:00.929 | |
| 2 - | 35.231 | 85.4 | 50.765 | 71.2 | 26.102 | 113.1 | 1:52.098 | 78.14 | 3.622 | 17:24:53.027 | |
| 3 - | 34.997 | 87.0 | 49.189 | 75.4 | 25.696 | 113.1 | 1:49.882 | 79.72 | 1.406 | 17:26:42.909 | |
| 4 - | 35.047 | 83.8 | 49.278 | 70.1 | 26.091 | 111.6 | 1:50.416 | 79.33 | 1.940 | 17:28:33.325 | |
| 5 - | 35.687 | 83.3 | 49.457 | 71.1 | 26.688 | 111.8 | 1:51.832 | 78.33 | 3.356 | 17:30:25.157 | |
| 6 - | 34.902 | 84.4 | 49.494 | 72.7 | 26.005 | 112.4 | 1:50.401 | 79.34 | 1.925 | 17:32:15.558 | |
| 7 - | 34.296 | 88.4 | 48.831 | 71.8 | 26.730 | 112.4 | 1:49.857 | 79.73 | 1.381 | 17:34:05.415 | |
| 8 - | 34.353 | 86.4 | 49.117 | 72.7 | 25.691 | 112.4 | 1:49.161 (2) | 80.24 | 0.685 | 17:35:54.576 | |
| 9 - | 34.065 | 85.8 | 50.879 | 72.3 | IN PIT | | 3:45.604 P | 38.82 | 1:57.128 | 17:39:40.180 | |
| 10 - | OUTLAP | 84.5 | 49.970 | 76.2 | 26.108 | 109.6 | 1:53.965 | 76.86 | 5.489 | 17:41:34.145 | |
| 11 - | 34.400 | 89.1 | 48.928 | 71.8 | 26.187 | 109.8 | 1:49.515 (3) | 79.98 | 1.039 | 17:43:23.660 | |
| 12 - | 34.993 | 89.7 | 50.924 | 69.9 | 26.880 | 110.7 | 1:52.797 | 77.66 | 4.321 | 17:45:16.457 | |
| 13 - | 35.169 | 87.0 | 50.320 | 70.5 | 26.470 | 112.4 | 1:51.959 | 78.24 | 3.483 | 17:47:08.416 | |
| 14 - | 34.406 | 88.7 | 50.959 | 72.7 | 26.038 | 112.2 | 1:51.403 | 78.63 | 2.927 | 17:48:59.819 | |
| 15 - | 34.622 | 90.1 | 48.693 | 73.7 | 26.655 | 111.4 | 1:49.970 | 79.65 | 1.494 | 17:50:49.789 | |
| 16 - | 34.250 | 87.8 | 48.463 | 74.9 | 26.968 | 109.6 | 1:49.681 | 79.86 | 1.205 | 17:52:39.470 | |
| 17 - | 34.401 | 88.3 | 49.746 | 74.3 | 25.778 | 112.7 | 1:49.925 | 79.68 | 1.449 | 17:54:29.395 | |
| 18 - | 33.911 | 91.6 | 48.689 | 74.3 | 25.876 | 111.6 | 1:48.476 (1) | 80.75 | | 17:56:17.871 | |
| 19 - | 34.199 | 90.6 | 49.418 | 69.2 | 26.234 | 112.9 | 1:49.851 | 79.74 | 1.375 | 17:58:07.722 | |
| 20 - | 34.362 | 87.4 | 49.388 | 72.3 | 26.114 | 110.0 | 1:49.864 | 79.73 | 1.388 | 17:59:57.586 | |

| P12 59 SP1 | | EGAR / BIRKETT | | | | | Porsche 968 | | | | |
|---------------------------|---------------|--------------------------|---------------|-------------|---------------|--------------|---------------------|--------------|-------------|---------------------|--|
| IDEAL LAP TIME : 1:46.686 | | BEST LAP TIME : 1:47.555 | | | | | DIFFERENCE : 0.869 | | | | |
| LAP | SECTOR 1 | SECTOR 2 | | SECTOR 3 | | LAP TIME | MPH | DIFF | TIME OF DAY | | |
| 1 - | | 83.5 | 51.279 | 69.2 | 26.662 | 113.3 | 2:06.316 | 69.34 | 18.761 | 17:23:03.204 | |
| 2 - | 35.735 | 89.8 | 50.803 | 73.0 | 26.141 | 113.7 | 1:52.679 | 77.74 | 5.124 | 17:24:55.883 | |
| 3 - | 34.579 | 88.6 | 49.567 | 76.5 | 26.273 | 113.5 | 1:50.419 | 79.33 | 2.864 | 17:26:46.302 | |
| 4 - | 33.803 | 92.1 | 49.005 | 79.1 | 25.852 | 115.7 | 1:48.660 | 80.61 | 1.105 | 17:28:34.962 | |
| 5 - | 35.218 | 90.8 | 48.713 | 75.5 | 25.869 | 113.7 | 1:49.800 | 79.77 | 2.245 | 17:30:24.762 | |
| 6 - | 33.773 | 91.1 | 48.404 | 80.2 | 25.608 | 114.1 | 1:47.785 (2) | 81.27 | 0.230 | 17:32:12.547 | |
| 7 - | 34.006 | 85.3 | 49.753 | 76.9 | 25.966 | 114.5 | 1:49.725 | 79.83 | 2.170 | 17:34:02.272 | |
| 8 - | 33.874 | 88.4 | 49.459 | 78.8 | 25.518 | 115.7 | 1:48.851 | 80.47 | 1.296 | 17:35:51.123 | |
| 9 - | 34.483 | 85.2 | 48.855 | 76.9 | 25.672 | 113.1 | 1:49.010 | 80.35 | 1.455 | 17:37:40.133 | |
| 10 - | 33.854 | 91.0 | 49.596 | 76.1 | IN PIT | | 4:05.272 P | 35.71 | 2:17.717 | 17:41:45.405 | |
| 11 - | OUTLAP | 86.8 | 49.668 | 76.4 | 26.205 | 114.5 | 1:54.179 | 76.72 | 6.624 | 17:43:39.584 | |
| 12 - | 35.068 | 88.6 | 50.177 | 72.8 | 26.292 | 114.3 | 1:51.537 | 78.53 | 3.982 | 17:45:31.121 | |
| 13 - | 35.046 | 91.0 | 50.227 | 76.6 | 27.305 | 113.3 | 1:52.578 | 77.81 | 5.023 | 17:47:23.699 | |
| 14 - | 34.538 | 91.6 | 48.640 | 81.9 | 25.755 | 113.5 | 1:48.933 | 80.41 | 1.378 | 17:49:12.632 | |
| 15 - | 33.858 | 90.5 | 48.210 | 73.6 | 26.471 | 112.4 | 1:48.539 | 80.70 | 0.984 | 17:51:01.171 | |
| 16 - | 34.062 | 88.7 | 48.378 | 78.2 | 25.928 | 112.4 | 1:48.368 | 80.83 | 0.813 | 17:52:49.539 | |
| 17 - | 34.249 | 89.0 | 48.172 | 77.6 | 25.782 | 113.9 | 1:48.203 | 80.95 | 0.648 | 17:54:37.742 | |
| 18 - | 34.170 | 91.4 | 47.533 | 75.8 | 25.852 | 113.5 | 1:47.555 (1) | 81.44 | | 17:56:25.297 | |
| 19 - | 33.635 | 91.5 | 48.161 | 78.7 | 26.293 | 110.9 | 1:48.089 (3) | 81.04 | 0.534 | 17:58:13.386 | |
| 20 - | 33.786 | 90.4 | 49.368 | 70.9 | 28.148 | 110.5 | 1:51.302 | 78.70 | 3.747 | 18:00:04.688 | |

Bernie's V8's/ CALM All Porsche Trophy

RACE 4 - SECTOR ANALYSIS



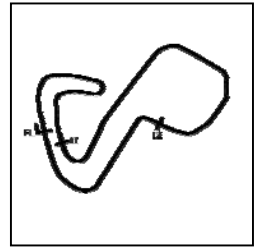
SECTOR 1 = FL to I1, SECTOR 2 = I1 to I2, SECTOR 3 = I2 to FL, DIFF = Difference To Personal Best Lap, P = Crossed Finish Line in Pit Lane, D = Time Disallowed

| P13 139 SP1 | | Rob HARDY | | | | | Porsche Boxster S | | | | |
|---------------------------|---------------|--------------------------|---------------|-------------|---------------|--------------|---------------------|--------------|-------------|---------------------|--|
| IDEAL LAP TIME : 1:48.830 | | BEST LAP TIME : 1:49.186 | | | | | DIFFERENCE : 0.356 | | | | |
| LAP | SECTOR 1 | SECTOR 2 | | SECTOR 3 | | LAP TIME | MPH | DIFF | TIME OF DAY | | |
| 1 - | | 87.0 | 53.622 | 72.6 | 26.864 | 113.7 | 2:05.107 | 70.01 | 15.921 | 17:23:01.995 | |
| 2 - | 35.750 | 90.0 | 50.784 | 85.4 | 26.083 | | 1:52.617 | 77.78 | 3.431 | 17:24:54.612 | |
| 3 - | 34.500 | 91.6 | 49.646 | 84.8 | 25.763 | 115.3 | 1:49.909 (3) | 79.70 | 0.723 | 17:26:44.521 | |
| 4 - | 34.715 | 91.1 | 49.400 | 81.0 | 26.081 | 115.7 | 1:50.196 | 79.49 | 1.010 | 17:28:34.717 | |
| 5 - | 36.446 | 86.7 | 49.572 | 84.0 | 26.053 | | 1:52.071 | 78.16 | 2.885 | 17:30:26.788 | |
| 6 - | 34.073 | 92.4 | 49.132 | 77.1 | 25.981 | | 1:49.186 (1) | 80.22 | | 17:32:15.974 | |
| 7 - | 34.342 | 91.8 | 49.011 | 79.7 | 26.233 | 114.3 | 1:49.586 (2) | 79.93 | 0.400 | 17:34:05.560 | |
| 8 - | 34.574 | 85.0 | 49.711 | 82.2 | 26.376 | | 1:50.661 | 79.15 | 1.475 | 17:35:56.221 | |
| 9 - | 34.337 | 91.6 | 49.997 | 73.9 | 27.493 | 111.1 | 1:51.827 | 78.33 | 2.641 | 17:37:48.048 | |
| 10 - | 34.463 | 92.3 | 49.091 | 82.0 | | IN PIT | 4:12.551 P | 34.68 | 2:23.365 | 17:42:00.599 | |
| 11 - | OUTLAP | 88.6 | 49.575 | 83.7 | 25.917 | 114.1 | 1:52.203 | 78.07 | 3.017 | 17:43:52.802 | |
| 12 - | 35.151 | 91.9 | 54.202 | 74.3 | 26.680 | 112.7 | 1:56.033 | 75.49 | 6.847 | 17:45:48.835 | |
| 13 - | 34.395 | 92.5 | 50.074 | 78.5 | 26.320 | 113.5 | 1:50.789 | 79.06 | 1.603 | 17:47:39.624 | |
| 14 - | 35.754 | 88.3 | 49.809 | 81.2 | 26.132 | | 1:51.695 | 78.42 | 2.509 | 17:49:31.319 | |
| 15 - | 35.517 | 88.6 | 49.473 | 80.3 | 26.199 | | 1:51.189 | 78.78 | 2.003 | 17:51:22.508 | |
| 16 - | 34.375 | 91.0 | 49.583 | 82.5 | 26.245 | | 1:50.203 | 79.48 | 1.017 | 17:53:12.711 | |
| 17 - | 34.779 | 89.4 | 49.483 | 80.2 | 26.844 | 112.2 | 1:51.106 | 78.84 | 1.920 | 17:55:03.817 | |
| 18 - | 35.405 | 90.4 | 50.320 | 79.1 | 26.130 | 113.1 | 1:51.855 | 78.31 | 2.669 | 17:56:55.672 | |
| 19 - | 34.180 | 93.3 | 48.994 | 71.2 | 27.029 | | 1:50.203 | 79.48 | 1.017 | 17:58:45.875 | |
| 20 - | 34.145 | 92.6 | 50.151 | 79.7 | 26.580 | 112.9 | 1:50.876 | 79.00 | 1.690 | 18:00:36.751 | |

| P14 157 C | | Ben TOVEY | | | | | MGB GT V8 | | | | |
|---------------------------|---------------|--------------------------|---------------|-------------|---------------|--------------|---------------------|--------------|-------------|---------------------|--|
| IDEAL LAP TIME : 1:49.030 | | BEST LAP TIME : 1:49.610 | | | | | DIFFERENCE : 0.580 | | | | |
| LAP | SECTOR 1 | SECTOR 2 | | SECTOR 3 | | LAP TIME | MPH | DIFF | TIME OF DAY | | |
| 1 - | | 84.7 | 52.021 | 72.2 | 26.753 | 115.5 | 2:05.545 | 69.77 | 15.935 | 17:23:02.433 | |
| 2 - | 35.809 | 86.2 | 51.110 | 75.1 | 26.012 | 112.0 | 1:52.931 | 77.56 | 3.321 | 17:24:55.364 | |
| 3 - | 34.653 | 90.0 | 49.643 | 75.9 | 26.927 | 109.4 | 1:51.223 | 78.75 | 1.613 | 17:26:46.587 | |
| 4 - | 34.763 | 85.8 | 49.640 | 71.8 | 26.583 | 112.0 | 1:50.986 | 78.92 | 1.376 | 17:28:37.573 | |
| 5 - | 34.705 | 85.2 | 49.460 | 75.8 | 26.234 | 113.9 | 1:50.399 | 79.34 | 0.789 | 17:30:27.972 | |
| 6 - | 34.520 | 89.9 | 48.979 | 73.5 | 27.192 | 110.0 | 1:50.691 | 79.13 | 1.081 | 17:32:18.663 | |
| 7 - | 34.056 | 87.0 | 49.634 | 72.1 | 26.514 | 111.2 | 1:50.204 (3) | 79.48 | 0.594 | 17:34:08.867 | |
| 8 - | 36.265 | 63.3 | 51.543 | 76.1 | 26.244 | 112.9 | 1:54.052 | 76.80 | 4.442 | 17:36:02.919 | |
| 9 - | 35.333 | 83.7 | 49.789 | 73.1 | 26.106 | 113.7 | 1:51.228 | 78.75 | 1.618 | 17:37:54.147 | |
| 10 - | 34.813 | 91.3 | 49.320 | 73.9 | | IN PIT | 3:54.764 P | 37.31 | 2:05.154 | 17:41:48.911 | |
| 11 - | OUTLAP | 84.3 | 51.187 | 72.7 | 26.364 | 114.5 | 1:55.549 | 75.81 | 5.939 | 17:43:44.460 | |
| 12 - | 35.153 | 85.2 | 52.189 | 69.9 | 26.701 | 115.7 | 1:54.043 | 76.81 | 4.433 | 17:45:38.503 | |
| 13 - | 38.521 | 82.6 | 52.195 | 74.4 | 26.602 | 114.7 | 1:57.318 | 74.66 | 7.708 | 17:47:35.821 | |
| 14 - | 35.368 | 85.3 | 50.753 | 75.1 | 26.184 | 116.1 | 1:52.305 | 78.00 | 2.695 | 17:49:28.126 | |
| 15 - | 34.136 | 88.5 | 49.479 | 75.8 | 25.995 | 114.9 | 1:49.610 (1) | 79.91 | | 17:51:17.736 | |
| 16 - | 34.475 | 85.9 | 58.059 | 70.7 | 26.728 | 115.3 | 1:59.262 | 73.45 | 9.652 | 17:53:16.998 | |
| 17 - | 35.585 | 87.2 | 49.663 | 74.0 | 26.194 | 111.8 | 1:51.442 | 78.60 | 1.832 | 17:55:08.440 | |
| 18 - | 34.926 | 86.3 | 52.129 | 70.6 | 26.554 | 115.7 | 1:53.609 | 77.10 | 3.999 | 17:57:02.049 | |
| 19 - | 34.229 | 89.3 | 49.449 | 74.8 | 26.007 | 114.9 | 1:49.685 (2) | 79.86 | 0.075 | 17:58:51.734 | |
| 20 - | 34.673 | 87.1 | 50.356 | 76.8 | 26.101 | 109.8 | 1:51.130 | 78.82 | 1.520 | 18:00:42.864 | |

Bernie's V8's/ CALM All Porsche Trophy

RACE 4 - SECTOR ANALYSIS



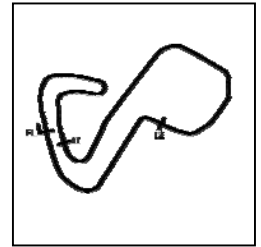
SECTOR 1 = FL to I1, SECTOR 2 = I1 to I2, SECTOR 3 = I2 to FL, DIFF = Difference To Personal Best Lap, P = Crossed Finish Line in Pit Lane, D = Time Disallowed

| P15 54 A | | Christopher RIDGE | | | | | TVR Tuscan | | | |
|---------------------------|---------------|--------------------------|---------------|-------------|---------------|--------------|---------------------|--------------|-----------------------|--|
| IDEAL LAP TIME : 1:43.931 | | BEST LAP TIME : 1:44.573 | | | | | DIFFERENCE : 0.642 | | | |
| LAP | SECTOR 1 | SECTOR 2 | | SECTOR 3 | | LAP TIME | MPH | DIFF | TIME OF DAY | |
| 1 - | | 86.3 | 51.563 | 76.3 | 25.432 | 116.1 | 2:01.684 | 71.98 | 17:22:58.572 | |
| 2 - | 35.858 | 88.5 | 49.919 | 72.0 | 25.560 | 121.3 | 1:51.337 | 78.67 | 17:24:49.909 | |
| 3 - | 34.841 | 91.9 | 48.487 | 76.4 | 24.630 | 126.3 | 1:47.958 | 81.14 | 17:26:37.867 | |
| 4 - | 34.481 | 93.3 | 47.524 | 76.6 | 24.288 | 130.3 | 1:46.293 | 82.41 | 17:28:24.160 | |
| 5 - | 33.950 | 93.8 | 48.489 | 77.0 | 24.709 | 128.5 | 1:47.148 | 81.75 | 17:30:11.308 | |
| 6 - | 33.194 | 94.5 | 46.477 | 77.4 | 24.902 | 131.3 | 1:44.573 (1) | 83.76 | 17:31:55.881 | |
| 7 - | 33.625 | 93.7 | 58.429 | 59.6 | IN PIT | | 3:31.252 P | 41.46 | 1:46.679 17:35:27.133 | |
| 8 - | OUTLAP | 87.9 | 49.475 | 73.8 | 25.126 | 125.9 | 1:54.190 | 76.71 | 9.617 17:37:21.323 | |
| 9 - | 34.889 | 91.6 | 47.436 | 75.4 | 24.523 | 119.6 | 1:46.848 | 81.98 | 2.275 17:39:08.171 | |
| 10 - | 34.840 | 95.5 | 46.555 | 77.3 | 24.570 | 122.6 | 1:45.965 | 82.66 | 1.392 17:40:54.136 | |
| 11 - | 34.338 | 90.3 | 51.389 | 63.4 | 25.392 | 125.9 | 1:51.119 | 78.83 | 6.546 17:42:45.255 | |
| 12 - | 34.316 | 92.3 | 50.192 | 69.6 | IN PIT | | 3:46.980 P | 38.59 | 2:02.407 17:46:32.235 | |
| 13 - | OUTLAP | 86.9 | 50.806 | 74.0 | 25.971 | 107.0 | 1:55.374 | 75.92 | 10.801 17:48:27.609 | |
| 14 - | 35.669 | 87.8 | 47.737 | 78.3 | 25.599 | 126.1 | 1:49.005 | 80.36 | 4.432 17:50:16.614 | |
| 15 - | 33.733 | 99.1 | 47.121 | 78.2 | 24.564 | 113.5 | 1:45.418 (3) | 83.09 | 0.845 17:52:02.032 | |
| 16 - | 36.737 | 90.5 | 49.069 | 75.9 | 25.700 | 113.9 | 1:51.506 | 78.55 | 6.933 17:53:53.538 | |
| 17 - | 35.054 | 98.9 | 49.097 | 71.3 | 25.292 | 127.0 | 1:49.443 | 80.04 | 4.870 17:55:42.981 | |
| 18 - | 35.082 | 90.1 | 47.225 | 77.1 | 24.767 | 130.5 | 1:47.074 | 81.81 | 2.501 17:57:30.055 | |
| 19 - | 33.588 | 94.1 | 47.200 | 78.6 | 24.260 | 131.3 | 1:45.048 (2) | 83.38 | 0.475 17:59:15.103 | |
| 20 - | 33.829 | 93.7 | 47.656 | 78.7 | 25.454 | 105.0 | 1:46.939 | 81.91 | 2.366 18:01:02.042 | |

| P16 58 SP1 | | Chris BIALAN | | | | | Porsche 944 S2 Turbo | | | |
|---------------------------|---------------|--------------------------|---------------|-------------|---------------|--------------|-----------------------------|--------------|-----------------------|--|
| IDEAL LAP TIME : 1:46.441 | | BEST LAP TIME : 1:46.880 | | | | | DIFFERENCE : 0.439 | | | |
| LAP | SECTOR 1 | SECTOR 2 | | SECTOR 3 | | LAP TIME | MPH | DIFF | TIME OF DAY | |
| 1 - | | 90.5 | 48.520 | 75.1 | 26.536 | 115.5 | 1:56.571 | 75.14 | 9.691 17:22:53.459 | |
| 2 - | 34.438 | 94.1 | 48.070 | 75.5 | 25.659 | 116.9 | 1:48.167 | 80.98 | 1.287 17:24:41.626 | |
| 3 - | 33.817 | 95.3 | 47.884 | 77.8 | 25.894 | 115.7 | 1:47.595 | 81.41 | 0.715 17:26:29.221 | |
| 4 - | 34.214 | 95.5 | 47.722 | 79.9 | 25.365 | 116.3 | 1:47.301 (3) | 81.63 | 0.421 17:28:16.522 | |
| 5 - | 33.775 | 94.2 | 47.918 | 79.5 | 25.731 | 116.1 | 1:47.424 | 81.54 | 0.544 17:30:03.946 | |
| 6 - | 34.292 | 83.5 | 49.078 | 64.7 | 27.848 | 116.5 | 1:51.218 | 78.76 | 4.338 17:31:55.164 | |
| 7 - | 33.650 | 94.1 | 47.460 | 81.7 | 25.770 | 116.1 | 1:46.880 (1) | 81.95 | 17:33:42.044 | |
| 8 - | 33.924 | 88.5 | 48.141 | 82.6 | 25.518 | 116.9 | 1:47.583 | 81.42 | 0.703 17:35:29.627 | |
| 9 - | 34.220 | 92.4 | 47.465 | 82.6 | 25.498 | 113.9 | 1:47.183 (2) | 81.72 | 0.303 17:37:16.810 | |
| 10 - | 34.134 | 95.1 | 48.332 | 69.3 | 25.662 | 116.7 | 1:48.128 | 81.01 | 1.248 17:39:04.938 | |
| 11 - | 34.054 | 93.3 | 48.746 | 78.0 | 25.538 | 115.9 | 1:48.338 | 80.85 | 1.458 17:40:53.276 | |
| 12 - | 34.394 | 89.1 | 48.515 | 77.1 | 25.496 | 116.1 | 1:48.405 | 80.80 | 1.525 17:42:41.681 | |
| 13 - | 33.974 | 91.4 | 49.463 | 75.4 | 25.812 | 116.3 | 1:49.249 | 80.18 | 2.369 17:44:30.930 | |
| 14 - | 34.566 | 87.1 | 48.759 | 77.3 | 25.965 | 117.5 | 1:49.290 | 80.15 | 2.410 17:46:20.220 | |
| 15 - | 34.958 | 91.3 | 49.602 | 75.4 | 26.581 | 115.5 | 1:51.141 | 78.81 | 4.261 17:48:11.361 | |
| 16 - | 34.142 | 90.9 | 49.808 | 78.2 | 25.331 | 117.9 | 1:49.281 | 80.15 | 2.401 17:50:00.642 | |
| 17 - | 34.484 | 93.0 | 47.857 | 79.5 | IN PIT | | 4:11.188 P | 34.87 | 2:24.308 17:54:11.830 | |
| 18 - | OUTLAP | 93.2 | 48.928 | 66.7 | 26.528 | 115.7 | 1:52.738 | 77.70 | 5.858 17:56:04.568 | |
| 19 - | 34.070 | 94.2 | 48.656 | 66.6 | 26.283 | 116.5 | 1:49.009 | 80.35 | 2.129 17:57:53.577 | |
| 20 - | 34.466 | 89.1 | 48.571 | 79.8 | 26.239 | 114.3 | 1:49.276 | 80.16 | 2.396 17:59:42.853 | |

Bernie's V8's/ CALM All Porsche Trophy

RACE 4 - SECTOR ANALYSIS



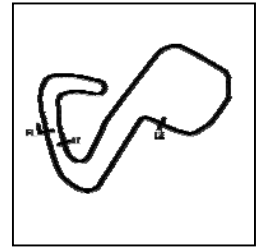
SECTOR 1 = FL to I1, SECTOR 2 = I1 to I2, SECTOR 3 = I2 to FL, DIFF = Difference To Personal Best Lap, P = Crossed Finish Line in Pit Lane, D = Time Disallowed

| P17 28 SPDA | | KENNEALLY / BAKER | | | | | Porsche Boxster | | | | |
|---------------------------|---------------|--------------------------|---------------|-------------|---------------|--------------|---------------------|--------------|-------------|---------------------|--|
| IDEAL LAP TIME : 1:48.185 | | BEST LAP TIME : 1:48.263 | | | | | DIFFERENCE : 0.078 | | | | |
| LAP | SECTOR 1 | SECTOR 2 | | SECTOR 3 | | LAP TIME | MPH | DIFF | TIME OF DAY | | |
| 1 - | | 87.1 | 53.136 | 79.4 | 26.098 | 115.3 | 2:03.058 | 71.18 | 14.795 | 17:22:59.946 | |
| 2 - | 35.941 | 88.5 | 50.003 | 76.2 | 26.300 | 115.3 | 1:52.244 | 78.04 | 3.981 | 17:24:52.190 | |
| 3 - | 35.074 | 89.0 | 50.539 | 76.6 | 25.875 | 116.3 | 1:51.488 | 78.57 | 3.225 | 17:26:43.678 | |
| 4 - | 35.042 | 87.4 | 49.587 | 79.0 | 25.798 | 115.5 | 1:50.427 | 79.32 | 2.164 | 17:28:34.105 | |
| 5 - | 36.185 | 84.2 | 49.492 | 78.2 | 25.791 | 116.1 | 1:51.468 | 78.58 | 3.205 | 17:30:25.573 | |
| 6 - | 34.111 | 92.5 | 48.702 | 80.1 | 25.450 | 115.5 | 1:48.263 (1) | 80.91 | | 17:32:13.836 | |
| 7 - | 34.338 | 90.5 | 49.008 | 72.9 | 26.621 | 115.1 | 1:49.967 | 79.65 | 1.704 | 17:34:03.803 | |
| 8 - | 34.163 | 87.4 | 48.773 | 78.7 | 25.703 | 115.9 | 1:48.639 (2) | 80.63 | 0.376 | 17:35:52.442 | |
| 9 - | 34.837 | 81.4 | 49.474 | 81.5 | 25.372 | 114.9 | 1:49.683 (3) | 79.86 | 1.420 | 17:37:42.125 | |
| 10 - | 34.218 | 89.3 | 48.777 | 79.0 | IN PIT | | 4:14.052 P | 34.48 | 2:25.789 | 17:41:56.177 | |
| 11 - | OUTLAP | 86.3 | 52.957 | 82.2 | 27.190 | 112.9 | 2:01.042 | 72.37 | 12.779 | 17:43:57.219 | |
| 12 - | 37.528 | 86.8 | 53.629 | 77.3 | 27.235 | 112.4 | 1:58.392 | 73.99 | 10.129 | 17:45:55.611 | |
| 13 - | 36.880 | 88.5 | 53.395 | 76.1 | 27.184 | 113.5 | 1:57.459 | 74.57 | 9.196 | 17:47:53.070 | |
| 14 - | 36.688 | 86.3 | 51.402 | 80.4 | 26.716 | 113.1 | 1:54.806 | 76.30 | 6.543 | 17:49:47.876 | |
| 15 - | 34.994 | 88.3 | 50.752 | 82.4 | 26.386 | 112.9 | 1:52.132 | 78.12 | 3.869 | 17:51:40.008 | |
| 16 - | 35.166 | 87.1 | 50.467 | 80.5 | 26.871 | 111.1 | 1:52.504 | 77.86 | 4.241 | 17:53:32.512 | |
| 17 - | 36.618 | 87.8 | 51.217 | 80.0 | 26.555 | 112.2 | 1:54.390 | 76.57 | 6.127 | 17:55:26.902 | |
| 18 - | 35.416 | 88.8 | 50.864 | 77.7 | 26.453 | 112.5 | 1:52.733 | 77.70 | 4.470 | 17:57:19.635 | |
| 19 - | 35.336 | 90.8 | 49.818 | 82.2 | 26.126 | 113.9 | 1:51.280 | 78.71 | 3.017 | 17:59:10.915 | |
| 20 - | 34.761 | 87.7 | 52.081 | 79.3 | 26.992 | 109.1 | 1:53.834 | 76.95 | 5.571 | 18:01:04.749 | |

| P18 26 B | | Alan BRECK | | | | | Ford Capri | | | | |
|---------------------------|---------------|--------------------------|---------------|-------------|---------------|--------------|---------------------|--------------|-------------|---------------------|--|
| IDEAL LAP TIME : 1:47.595 | | BEST LAP TIME : 1:48.270 | | | | | DIFFERENCE : 0.675 | | | | |
| LAP | SECTOR 1 | SECTOR 2 | | SECTOR 3 | | LAP TIME | MPH | DIFF | TIME OF DAY | | |
| 1 - | | 85.2 | 53.174 | 76.2 | 26.755 | 110.9 | 2:06.069 | 69.48 | 17.799 | 17:23:02.957 | |
| 2 - | 35.838 | 87.4 | 51.624 | 77.5 | 26.274 | 110.7 | 1:53.736 | 77.01 | 5.466 | 17:24:56.693 | |
| 3 - | 35.244 | 87.4 | 49.379 | 74.1 | 26.331 | 111.6 | 1:50.954 | 78.95 | 2.684 | 17:26:47.647 | |
| 4 - | 34.732 | 89.8 | 49.478 | 76.1 | 26.148 | 109.6 | 1:50.358 | 79.37 | 2.088 | 17:28:38.005 | |
| 5 - | 34.748 | 87.6 | 49.477 | 75.4 | 26.269 | 111.2 | 1:50.494 | 79.27 | 2.224 | 17:30:28.499 | |
| 6 - | 34.407 | 88.0 | 49.148 | 77.4 | 26.006 | 110.0 | 1:49.561 | 79.95 | 1.291 | 17:32:18.060 | |
| 7 - | 33.951 | 86.3 | 48.841 | 78.7 | 25.478 | 112.2 | 1:48.270 (1) | 80.90 | | 17:34:06.330 | |
| 8 - | 34.299 | 77.9 | 49.796 | 78.9 | 26.312 | 110.0 | 1:50.407 | 79.34 | 2.137 | 17:35:56.737 | |
| 9 - | 34.535 | 80.1 | 50.487 | 73.6 | 26.730 | 109.8 | 1:51.752 | 78.38 | 3.482 | 17:37:48.489 | |
| 10 - | 34.960 | 86.1 | 48.536 | 83.9 | 26.652 | 107.8 | 1:50.148 | 79.52 | 1.878 | 17:39:38.637 | |
| 11 - | 34.147 | 89.0 | 48.320 | 81.0 | IN PIT | | 4:54.045 P | 29.79 | 3:05.775 | 17:44:32.682 | |
| 12 - | OUTLAP | 85.9 | 52.710 | 76.9 | 26.942 | 109.6 | 1:57.537 | 74.52 | 9.267 | 17:46:30.219 | |
| 13 - | 35.181 | 88.7 | 52.541 | 80.2 | 25.934 | 108.7 | 1:53.656 | 77.07 | 5.386 | 17:48:23.875 | |
| 14 - | 34.379 | 90.1 | 49.282 | 79.7 | 25.561 | 110.5 | 1:49.222 | 80.20 | 0.952 | 17:50:13.097 | |
| 15 - | 34.127 | 91.4 | 49.064 | 81.7 | 25.454 | 111.8 | 1:48.645 (3) | 80.62 | 0.375 | 17:52:01.742 | |
| 16 - | 35.877 | 83.8 | 49.450 | 76.4 | 26.022 | 111.1 | 1:51.349 | 78.67 | 3.079 | 17:53:53.091 | |
| 17 - | 35.326 | 88.1 | 49.590 | 74.2 | 26.756 | 109.1 | 1:51.672 | 78.44 | 3.402 | 17:55:44.763 | |
| 18 - | 34.725 | 86.3 | 49.926 | 82.0 | 25.537 | 111.4 | 1:50.188 | 79.49 | 1.918 | 17:57:34.951 | |
| 19 - | 33.821 | 90.5 | 48.862 | 82.5 | 25.640 | 110.1 | 1:48.323 (2) | 80.86 | 0.053 | 17:59:23.274 | |

Bernie's V8's/ CALM All Porsche Trophy

RACE 4 - SECTOR ANALYSIS



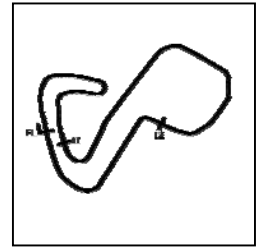
SECTOR 1 = FL to I1, SECTOR 2 = I1 to I2, SECTOR 3 = I2 to FL, DIFF = Difference To Personal Best Lap, P = Crossed Finish Line in Pit Lane, D = Time Disallowed

| P19 18 SP4 | | David JONES | | | | | Porsche 924 | | | |
|---------------------------|---------------|--------------------------|---------------|-------------|---------------|--------------|---------------------|--------------|-------------|---------------------|
| IDEAL LAP TIME : 1:51.857 | | BEST LAP TIME : 1:52.788 | | | | | DIFFERENCE : 0.931 | | | |
| LAP | SECTOR 1 | SECTOR 2 | | SECTOR 3 | | LAP TIME | MPH | DIFF | TIME OF DAY | |
| 1 - | | 77.4 | 54.207 | 73.1 | 28.208 | 102.6 | 2:09.474 | 67.65 | 16.686 | 17:23:06.362 |
| 2 - | 35.574 | 80.6 | 51.323 | 74.2 | 27.817 | 103.2 | 1:54.714 | 76.36 | 1.926 | 17:25:01.076 |
| 3 - | 35.929 | 81.6 | 50.760 | 77.5 | 27.075 | 103.8 | 1:53.764 | 77.00 | 0.976 | 17:26:54.840 |
| 4 - | 35.609 | 80.6 | 51.158 | 74.7 | 27.650 | 103.5 | 1:54.417 | 76.56 | 1.629 | 17:28:49.257 |
| 5 - | 35.276 | 81.6 | 50.334 | 77.4 | 27.178 | 103.4 | 1:52.788 (1) | 77.66 | | 17:30:42.045 |
| 6 - | 35.186 | 80.2 | 50.723 | 74.8 | 27.478 | 103.4 | 1:53.387 | 77.25 | 0.599 | 17:32:35.432 |
| 7 - | 34.984 | 81.7 | 50.737 | 75.2 | 27.408 | 102.2 | 1:53.129 (3) | 77.43 | 0.341 | 17:34:28.561 |
| 8 - | 36.066 | 81.9 | 53.063 | 80.6 | 27.515 | 102.9 | 1:56.644 | 75.09 | 3.856 | 17:36:25.205 |
| 9 - | 35.008 | 81.7 | 50.436 | 71.4 | 28.682 | 102.7 | 1:54.126 | 76.75 | 1.338 | 17:38:19.331 |
| 10 - | 35.516 | 80.9 | 50.249 | 79.1 | IN PIT | | 3:52.087 P | 37.74 | 1:59.299 | 17:42:11.418 |
| 11 - | OUTLAP | 75.8 | 52.377 | 79.9 | 26.719 | 104.2 | 1:58.499 | 73.92 | 5.711 | 17:44:09.917 |
| 12 - | 35.441 | 81.5 | 51.066 | 79.0 | 27.589 | 102.7 | 1:54.096 | 76.77 | 1.308 | 17:46:04.013 |
| 13 - | 35.734 | 81.5 | 50.992 | 70.8 | 27.704 | 102.9 | 1:54.430 | 76.55 | 1.642 | 17:47:58.443 |
| 14 - | 35.723 | 78.9 | 51.810 | 76.1 | 27.209 | 104.0 | 1:54.742 | 76.34 | 1.954 | 17:49:53.185 |
| 15 - | 35.902 | 81.3 | 51.493 | 79.9 | 27.317 | 102.9 | 1:54.712 | 76.36 | 1.924 | 17:51:47.897 |
| 16 - | 35.568 | 79.4 | 50.154 | 76.9 | 27.075 | 103.5 | 1:52.797 (2) | 77.66 | 0.009 | 17:53:40.694 |
| 17 - | 35.487 | 80.7 | 50.542 | 74.5 | 27.911 | 102.6 | 1:53.940 | 76.88 | 1.152 | 17:55:34.634 |
| 18 - | 36.265 | 80.4 | 51.437 | 70.7 | 27.531 | 103.2 | 1:55.233 | 76.01 | 2.445 | 17:57:29.867 |
| 19 - | 37.396 | 80.2 | 52.835 | 72.4 | 30.341 | 96.1 | 2:00.572 | 72.65 | 7.784 | 17:59:30.439 |

| P20 66 A | | Andrew LAMBERT | | | | | RAM Cobra | | | |
|---------------------------|---------------|--------------------------|---------------|-------------|---------------|--------------|---------------------|--------------|-------------|---------------------|
| IDEAL LAP TIME : 1:50.582 | | BEST LAP TIME : 1:51.613 | | | | | DIFFERENCE : 1.031 | | | |
| LAP | SECTOR 1 | SECTOR 2 | | SECTOR 3 | | LAP TIME | MPH | DIFF | TIME OF DAY | |
| 1 - | | 72.4 | 54.627 | 69.8 | 26.988 | 111.6 | 2:12.880 | 65.92 | 21.267 | 17:23:09.768 |
| 2 - | 37.183 | 71.9 | 54.022 | 67.0 | 27.891 | 98.9 | 1:59.096 | 73.55 | 7.483 | 17:25:08.864 |
| 3 - | 37.323 | 87.0 | 51.943 | 68.1 | 27.047 | 105.5 | 1:56.313 | 75.31 | 4.700 | 17:27:05.177 |
| 4 - | 38.540 | 80.3 | 52.685 | 67.1 | 27.415 | 112.4 | 1:58.640 | 73.83 | 7.027 | 17:29:03.817 |
| 5 - | 36.619 | 82.0 | 52.491 | 72.9 | 26.638 | 110.5 | 1:55.748 | 75.68 | 4.135 | 17:30:59.565 |
| 6 - | 36.065 | 86.9 | 51.955 | 74.2 | 26.313 | 117.9 | 1:54.333 | 76.61 | 2.720 | 17:32:53.898 |
| 7 - | 35.497 | 83.3 | 52.939 | 71.3 | 26.777 | 112.4 | 1:55.213 | 76.03 | 3.600 | 17:34:49.111 |
| 8 - | 35.803 | 89.2 | 51.307 | 72.2 | 26.491 | 114.3 | 1:53.601 | 77.11 | 1.988 | 17:36:42.712 |
| 9 - | 36.111 | 87.9 | 51.662 | 76.6 | 26.163 | 117.9 | 1:53.936 | 76.88 | 2.323 | 17:38:36.648 |
| 10 - | 35.130 | 89.9 | 52.249 | 72.9 | 26.818 | 109.4 | 1:54.197 | 76.70 | 2.584 | 17:40:30.845 |
| 11 - | 35.238 | 90.3 | 50.352 | 74.3 | 26.023 | 111.4 | 1:51.613 (1) | 78.48 | | 17:42:22.458 |
| 12 - | 35.726 | 89.3 | 50.526 | 72.2 | 26.004 | 120.0 | 1:52.256 | 78.03 | 0.643 | 17:44:14.714 |
| 13 - | 35.619 | 87.9 | 52.017 | 72.7 | 26.773 | 110.1 | 1:54.409 | 76.56 | 2.796 | 17:46:09.123 |
| 14 - | 36.456 | 88.0 | 52.402 | 69.9 | IN PIT | | 3:52.719 P | 37.64 | 2:01.106 | 17:50:01.842 |
| 15 - | OUTLAP | 83.9 | 51.931 | 76.1 | 27.105 | 92.8 | 1:58.051 | 74.20 | 6.438 | 17:51:59.893 |
| 16 - | 35.804 | 84.0 | 50.511 | 75.5 | 25.636 | 121.1 | 1:51.951 (3) | 78.24 | 0.338 | 17:53:51.844 |
| 17 - | 35.651 | 90.8 | 49.816 | 73.5 | 26.344 | 112.2 | 1:51.811 (2) | 78.34 | 0.198 | 17:55:43.655 |
| 18 - | 36.840 | 80.4 | 51.364 | 72.9 | 26.019 | 115.9 | 1:54.223 | 76.69 | 2.610 | 17:57:37.878 |
| 19 - | 35.378 | 88.8 | 50.062 | 76.6 | 27.294 | 117.5 | 1:52.734 | 77.70 | 1.121 | 17:59:30.612 |

Bernie's V8's/ CALM All Porsche Trophy

RACE 4 - SECTOR ANALYSIS



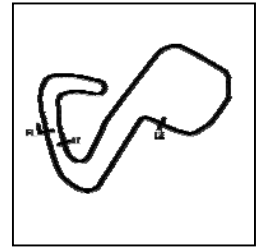
SECTOR 1 = FL to I1, SECTOR 2 = I1 to I2, SECTOR 3 = I2 to FL, DIFF = Difference To Personal Best Lap, P = Crossed Finish Line in Pit Lane, D = Time Disallowed

| P21 25 SP1 J MCHUGH / T MCHUGH | | Porsche 944 S2 | | | | | | | | |
|---------------------------------------|---------------|--------------------------|---------------|-------------|--------------------|--------------|---------------------|--------------|-------------|---------------------|
| IDEAL LAP TIME : 1:47.783 | | BEST LAP TIME : 1:47.926 | | | DIFFERENCE : 0.143 | | | | | |
| LAP | SECTOR 1 | SECTOR 2 | | SECTOR 3 | | LAP TIME | MPH | DIFF | TIME OF DAY | |
| 1 - | | 83.7 | 51.588 | 71.8 | 27.450 | 106.8 | 2:01.288 | 72.22 | 13.362 | 17:22:58.176 |
| 2 - | 35.120 | 85.0 | 49.997 | 79.0 | 27.307 | 106.3 | 1:52.424 | 77.91 | 4.498 | 17:24:50.600 |
| 3 - | 35.194 | 85.9 | 50.109 | 82.4 | 26.581 | 108.5 | 1:51.884 | 78.29 | 3.958 | 17:26:42.484 |
| 4 - | 35.154 | 85.1 | 49.842 | 73.6 | 26.164 | 109.1 | 1:51.160 | 78.80 | 3.234 | 17:28:33.644 |
| 5 - | 35.065 | 85.7 | 48.344 | 83.8 | 26.195 | 108.5 | 1:49.604 | 79.92 | 1.678 | 17:30:23.248 |
| 6 - | 34.069 | 85.7 | 48.717 | 83.1 | 26.112 | 108.9 | 1:48.898 (3) | 80.44 | 0.972 | 17:32:12.146 |
| 7 - | 33.994 | 85.8 | 49.454 | 76.0 | 26.119 | 108.7 | 1:49.567 | 79.94 | 1.641 | 17:34:01.713 |
| 8 - | 33.831 | 82.1 | 49.132 | 77.4 | 26.200 | 108.9 | 1:49.163 | 80.24 | 1.237 | 17:35:50.876 |
| 9 - | 33.789 | 85.7 | 48.478 | 83.0 | 25.953 | 108.5 | 1:48.220 (2) | 80.94 | 0.294 | 17:37:39.096 |
| 10 - | 33.601 | 86.4 | 48.229 | 82.5 | 26.096 | 107.8 | 1:47.926 (1) | 81.16 | | 17:39:27.022 |
| 11 - | 33.923 | 85.7 | 48.971 | 84.2 | 26.481 | 106.1 | 1:49.375 | 80.08 | 1.449 | 17:41:16.397 |
| 12 - | 34.180 | 85.0 | 49.079 | 82.3 | IN PIT | | 4:31.103 P | 32.31 | 2:43.177 | 17:45:47.500 |
| 13 - | OUTLAP | 75.0 | 54.412 | 67.8 | 29.298 | 100.9 | 2:04.517 | 70.35 | 16.591 | 17:47:52.017 |
| 14 - | 38.674 | 75.9 | 53.426 | 67.1 | 27.946 | 106.3 | 2:00.046 | 72.97 | 12.120 | 17:49:52.063 |
| 15 - | 36.532 | 80.0 | 52.705 | 73.1 | 28.221 | 105.5 | 1:57.458 | 74.57 | 9.532 | 17:51:49.521 |
| 16 - | 35.681 | 78.3 | 51.953 | 72.8 | 27.928 | 106.3 | 1:55.562 | 75.80 | 7.636 | 17:53:45.083 |
| 17 - | 36.081 | 76.5 | 52.522 | 72.7 | 27.629 | 105.3 | 1:56.232 | 75.36 | 8.306 | 17:55:41.315 |
| 18 - | 35.750 | 80.7 | 53.845 | 69.9 | 28.180 | 107.2 | 1:57.775 | 74.37 | 9.849 | 17:57:39.090 |
| 19 - | 36.049 | 77.5 | 52.901 | 70.9 | 28.713 | 104.3 | 1:57.663 | 74.44 | 9.737 | 17:59:36.753 |

| P22 15 SP4 Dan GICK | | Porsche 924 | | | | | | | | |
|----------------------------|---------------|--------------------------|---------------|-------------|--------------------|--------------|---------------------|--------------|-------------|---------------------|
| IDEAL LAP TIME : 1:52.005 | | BEST LAP TIME : 1:52.908 | | | DIFFERENCE : 0.903 | | | | | |
| LAP | SECTOR 1 | SECTOR 2 | | SECTOR 3 | | LAP TIME | MPH | DIFF | TIME OF DAY | |
| 1 - | | 75.5 | 52.375 | 71.2 | 27.986 | 100.4 | 2:09.781 | 67.49 | 16.873 | 17:23:06.669 |
| 2 - | 35.759 | 80.0 | 51.629 | 78.5 | 27.269 | 101.0 | 1:54.657 | 76.40 | 1.749 | 17:25:01.326 |
| 3 - | 36.435 | 81.6 | 51.027 | 79.3 | 27.182 | 101.2 | 1:54.644 | 76.40 | 1.736 | 17:26:55.970 |
| 4 - | 35.664 | 81.8 | 51.182 | 80.0 | 26.857 | 102.2 | 1:53.703 | 77.04 | 0.795 | 17:28:49.673 |
| 5 - | 35.449 | 81.8 | 50.816 | 79.2 | 26.895 | 101.9 | 1:53.160 (2) | 77.41 | 0.252 | 17:30:42.833 |
| 6 - | 34.920 | 82.1 | 50.841 | 75.8 | 27.147 | 101.9 | 1:52.908 (1) | 77.58 | | 17:32:35.741 |
| 7 - | 35.275 | 81.3 | 50.965 | 79.6 | 27.404 | 101.2 | 1:53.644 (3) | 77.08 | 0.736 | 17:34:29.385 |
| 8 - | 35.617 | 82.1 | 51.735 | 80.1 | 27.233 | 100.6 | 1:54.585 | 76.44 | 1.677 | 17:36:23.970 |
| 9 - | 36.713 | 81.6 | 50.228 | 74.3 | 29.314 | 100.6 | 1:56.255 | 75.35 | 3.347 | 17:38:20.225 |
| 10 - | 35.445 | 81.3 | 50.493 | 80.0 | IN PIT | | 3:50.250 P | 38.04 | 1:57.342 | 17:42:10.475 |
| 11 - | OUTLAP | 79.9 | 51.545 | 81.1 | 27.802 | 100.6 | 1:58.644 | 73.83 | 5.736 | 17:44:09.119 |
| 12 - | 36.099 | 80.5 | 52.279 | 75.5 | 27.762 | 100.9 | 1:56.140 | 75.42 | 3.232 | 17:46:05.259 |
| 13 - | 37.531 | 78.6 | 53.629 | 71.2 | 30.880 | 98.9 | 2:02.040 | 71.77 | 9.132 | 17:48:07.299 |
| 14 - | 35.979 | 81.7 | 52.622 | 73.9 | 27.744 | 100.4 | 1:56.345 | 75.29 | 3.437 | 17:50:03.644 |
| 15 - | 35.995 | 82.2 | 51.914 | 75.1 | 28.071 | 101.3 | 1:55.980 | 75.52 | 3.072 | 17:51:59.624 |
| 16 - | 36.007 | 81.6 | 51.085 | 77.8 | 27.261 | 102.1 | 1:54.353 | 76.60 | 1.445 | 17:53:53.977 |
| 17 - | 36.385 | 78.3 | 51.412 | 76.6 | 26.992 | 101.0 | 1:54.789 | 76.31 | 1.881 | 17:55:48.766 |
| 18 - | 35.630 | 82.1 | 51.937 | 77.5 | 26.981 | 101.8 | 1:54.548 | 76.47 | 1.640 | 17:57:43.314 |
| 19 - | 35.562 | 80.6 | 51.317 | 79.5 | 27.567 | 101.0 | 1:54.446 | 76.54 | 1.538 | 17:59:37.760 |

Bernie's V8's/ CALM All Porsche Trophy

RACE 4 - SECTOR ANALYSIS



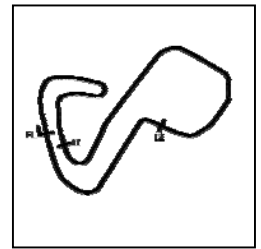
SECTOR 1 = FL to I1, SECTOR 2 = I1 to I2, SECTOR 3 = I2 to FL, DIFF = Difference To Personal Best Lap, P = Crossed Finish Line in Pit Lane, D = Time Disallowed

| P23 30 SP2 Clayton SAMPSON | | Porsche 968 Sport | | | | | | | | | | |
|-----------------------------------|---------------|--------------------------|---------------|-------------|--------------------|--------------|---------------------|--------------|----------|---------------------|--|--|
| IDEAL LAP TIME : 1:50.683 | | BEST LAP TIME : 1:51.677 | | | DIFFERENCE : 0.994 | | | | | | | |
| LAP | SECTOR 1 | SECTOR 2 | SECTOR 3 | LAP TIME | MPH | DIFF | TIME OF DAY | | | | | |
| 1 - | | 81.7 | 52.934 | 74.5 | 27.317 | 112.0 | 2:07.944 | 68.46 | 16.267 | 17:23:04.832 | | |
| 2 - | 35.730 | 87.3 | 52.076 | 79.0 | 27.219 | 111.1 | 1:55.025 | 76.15 | 3.348 | 17:24:59.857 | | |
| 3 - | 35.804 | 86.9 | 50.478 | 81.4 | 26.780 | 111.2 | 1:53.062 | 77.47 | 1.385 | 17:26:52.919 | | |
| 4 - | 35.744 | 84.4 | 50.838 | 79.0 | 26.922 | 111.4 | 1:53.504 | 77.17 | 1.827 | 17:28:46.423 | | |
| 5 - | 35.047 | 87.1 | 50.621 | 81.2 | 27.016 | 111.6 | 1:52.684 | 77.73 | 1.007 | 17:30:39.107 | | |
| 6 - | 34.780 | 89.2 | 50.984 | 78.0 | 26.556 | 112.2 | 1:52.320 | 77.99 | 0.643 | 17:32:31.427 | | |
| 7 - | 35.022 | 87.9 | 50.051 | 76.0 | 26.829 | 111.4 | 1:51.902 (2) | 78.28 | 0.225 | 17:34:23.329 | | |
| 8 - | 34.427 | 88.5 | 50.699 | 82.4 | 26.551 | 112.5 | 1:51.677 (1) | 78.43 | | 17:36:15.006 | | |
| 9 - | 36.114 | 85.3 | 49.705 | 82.7 | 26.571 | 111.6 | 1:52.390 | 77.94 | 0.713 | 17:38:07.396 | | |
| 10 - | 35.464 | 87.9 | 49.797 | 80.1 | 26.911 | 108.2 | 1:52.172 (3) | 78.09 | 0.495 | 17:39:59.568 | | |
| 11 - | 36.571 | 89.8 | 50.025 | 75.5 | IN PIT | | 4:00.769 P | 36.38 | 2:09.092 | 17:44:00.337 | | |
| 12 - | OUTLAP | 86.2 | 53.549 | 70.2 | 28.126 | 110.0 | 2:02.641 | 71.42 | 10.964 | 17:46:02.978 | | |
| 13 - | 39.300 | 84.2 | 53.901 | 72.3 | 28.850 | 108.0 | 2:02.051 | 71.77 | 10.374 | 17:48:05.029 | | |
| 14 - | 37.029 | 86.8 | 55.217 | 71.7 | 27.312 | 110.1 | 1:59.558 | 73.26 | 7.881 | 17:50:04.587 | | |
| 15 - | 38.078 | 88.1 | 51.374 | 73.0 | 27.396 | 112.0 | 1:56.848 | 74.96 | 5.171 | 17:52:01.435 | | |
| 16 - | 37.611 | 80.7 | 53.233 | 76.0 | 26.700 | 112.4 | 1:57.544 | 74.52 | 5.867 | 17:53:58.979 | | |
| 17 - | 36.796 | 83.7 | 51.062 | 72.9 | 26.977 | 107.8 | 1:54.835 | 76.28 | 3.158 | 17:55:53.814 | | |
| 18 - | 36.518 | 86.8 | 50.471 | 79.7 | 26.704 | 111.8 | 1:53.693 | 77.04 | 2.016 | 17:57:47.507 | | |
| 19 - | 36.170 | 86.4 | 51.372 | 73.4 | 27.637 | 110.3 | 1:55.179 | 76.05 | 3.502 | 17:59:42.686 | | |

| P24 166 SP1 Vikram SUDERA | | Porsche Boxster S | | | | | | | | | | |
|----------------------------------|---------------|--------------------------|---------------|-------------|--------------------|--------------|---------------------|--------------|----------|---------------------|--|--|
| IDEAL LAP TIME : 1:50.273 | | BEST LAP TIME : 1:50.634 | | | DIFFERENCE : 0.361 | | | | | | | |
| LAP | SECTOR 1 | SECTOR 2 | SECTOR 3 | LAP TIME | MPH | DIFF | TIME OF DAY | | | | | |
| 1 - | | 84.4 | 54.938 | 74.3 | 28.119 | 104.8 | 2:18.639 | 63.18 | 28.005 | 17:23:15.527 | | |
| 2 - | 39.405 | 68.9 | 55.559 | 76.0 | 27.739 | 107.7 | 2:02.703 | 71.39 | 12.069 | 17:25:18.230 | | |
| 3 - | 37.377 | 84.4 | 52.961 | 75.4 | 27.588 | 108.7 | 1:57.926 | 74.28 | 7.292 | 17:27:16.156 | | |
| 4 - | 37.082 | 85.3 | 53.197 | 78.5 | 27.746 | 106.8 | 1:58.025 | 74.22 | 7.391 | 17:29:14.181 | | |
| 5 - | 36.665 | 86.9 | 51.502 | 80.9 | 26.809 | 112.2 | 1:54.976 | 76.18 | 4.342 | 17:31:09.157 | | |
| 6 - | 35.959 | 87.3 | 53.301 | 71.7 | 28.553 | 110.1 | 1:57.813 | 74.35 | 7.179 | 17:33:06.970 | | |
| 7 - | 36.022 | 90.5 | 51.027 | 80.5 | 28.063 | 106.0 | 1:55.112 | 76.09 | 4.478 | 17:35:02.082 | | |
| 8 - | 36.050 | 89.0 | 50.503 | 80.5 | 26.703 | 109.4 | 1:53.256 | 77.34 | 2.622 | 17:36:55.338 | | |
| 9 - | 35.048 | 84.6 | 50.136 | 80.0 | 27.420 | 105.5 | 1:52.604 | 77.79 | 1.970 | 17:38:47.942 | | |
| 10 - | 35.938 | 90.4 | 50.139 | 80.3 | 27.326 | 109.6 | 1:53.403 | 77.24 | 2.769 | 17:40:41.345 | | |
| 11 - | 36.137 | 87.6 | 51.468 | 80.8 | IN PIT | | 3:49.386 P | 38.18 | 1:58.752 | 17:44:30.731 | | |
| 12 - | OUTLAP | 86.2 | 54.733 | 72.9 | 27.466 | 109.8 | 2:01.281 | 72.22 | 10.647 | 17:46:32.012 | | |
| 13 - | 35.803 | 86.0 | 52.556 | 77.7 | 26.973 | 110.7 | 1:55.332 | 75.95 | 4.698 | 17:48:27.344 | | |
| 14 - | 36.900 | 89.3 | 53.393 | 66.7 | 27.278 | 112.2 | 1:57.571 | 74.50 | 6.937 | 17:50:24.915 | | |
| 15 - | 34.803 | 88.8 | 50.795 | 82.1 | 26.598 | 110.5 | 1:52.196 (3) | 78.07 | 1.562 | 17:52:17.111 | | |
| 16 - | 35.047 | 87.8 | 51.259 | 65.5 | 28.321 | 110.9 | 1:54.627 | 76.42 | 3.993 | 17:54:11.738 | | |
| 17 - | 35.865 | 90.3 | 49.913 | 77.4 | 27.077 | 111.2 | 1:52.855 | 77.62 | 2.221 | 17:56:04.593 | | |
| 18 - | 35.245 | 88.8 | 49.119 | 81.4 | 26.761 | 110.9 | 1:51.125 (2) | 78.82 | 0.491 | 17:57:55.718 | | |
| 19 - | 34.659 | 87.6 | 49.480 | 84.6 | 26.495 | 110.9 | 1:50.634 (1) | 79.17 | | 17:59:46.352 | | |

Bernie's V8's/ CALM All Porsche Trophy

RACE 4 - SECTOR ANALYSIS



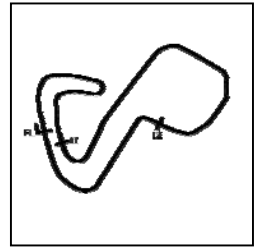
SECTOR 1 = FL to I1, SECTOR 2 = I1 to I2, SECTOR 3 = I2 to FL, DIFF = Difference To Personal Best Lap, P = Crossed Finish Line in Pit Lane, D = Time Disallowed

| P25 48 C | | Matt SNOWBALL | | | | | Plymouth Cuda | | | |
|---------------------------|---------------|--------------------------|---------------|-------------|---------------|--------------|----------------------|--------------|-------------|---------------------|
| IDEAL LAP TIME : 1:51.530 | | BEST LAP TIME : 1:51.802 | | | | | DIFFERENCE : 0.272 | | | |
| LAP | SECTOR 1 | SECTOR 2 | | SECTOR 3 | | LAP TIME | MPH | DIFF | TIME OF DAY | |
| 1 - | | 85.1 | 54.696 | 77.3 | 28.121 | 114.5 | 2:17.425 | 63.74 | 25.623 | 17:23:14.313 |
| 2 - | 38.902 | 66.6 | 54.386 | 77.8 | 27.292 | 114.3 | 2:00.580 | 72.64 | 8.778 | 17:25:14.893 |
| 3 - | 38.654 | 87.1 | 52.155 | 79.7 | 27.169 | 114.5 | 1:57.978 | 74.24 | 6.176 | 17:27:12.871 |
| 4 - | 37.250 | 89.9 | 51.330 | 78.9 | 26.912 | 107.2 | 1:55.492 | 75.84 | 3.690 | 17:29:08.363 |
| 5 - | 37.504 | 90.4 | 50.909 | 80.4 | 26.990 | 114.1 | 1:55.403 | 75.90 | 3.601 | 17:31:03.766 |
| 6 - | 36.034 | 88.6 | 50.276 | 79.2 | 26.811 | 114.3 | 1:53.121 (3) | 77.43 | 1.319 | 17:32:56.887 |
| 7 - | 36.249 | 93.3 | 51.047 | 76.6 | 27.671 | 113.3 | 1:54.967 | 76.19 | 3.165 | 17:34:51.854 |
| 8 - | 35.981 | 90.8 | 52.693 | 65.5 | 28.181 | 115.5 | 1:56.855 | 74.96 | 5.053 | 17:36:48.709 |
| 9 - | 35.230 | 91.6 | 50.383 | 79.7 | IN PIT | | 3:58.603 P | 36.71 | 2:06.801 | 17:40:47.312 |
| 10 - | OUTLAP | 82.1 | 52.996 | 67.1 | 27.727 | 110.7 | 2:00.000 | 72.99 | 8.198 | 17:42:47.312 |
| 11 - | 37.336 | 89.0 | 51.978 | 80.4 | 27.374 | 115.1 | 1:56.688 | 75.07 | 4.886 | 17:44:44.000 |
| 12 - | 37.247 | 92.6 | 53.636 | 72.5 | 27.945 | 114.1 | 1:58.828 | 73.71 | 7.026 | 17:46:42.828 |
| 13 - | 36.715 | 91.5 | 52.111 | 76.6 | 26.942 | 115.7 | 1:55.768 | 75.66 | 3.966 | 17:48:38.596 |
| 14 - | 35.515 | 93.5 | 50.016 | 77.3 | 27.297 | 115.3 | 1:52.828 (2) | 77.63 | 1.026 | 17:50:31.424 |
| 15 - | 35.644 | 87.0 | 52.480 | 77.6 | 26.982 | 117.1 | 1:55.106 | 76.10 | 3.304 | 17:52:26.530 |
| 16 - | 35.164 | 91.6 | 50.288 | 80.9 | 26.350 | 112.7 | 1:51.802 (1) | 78.35 | | 17:54:18.332 |
| 17 - | 35.253 | 88.3 | 50.698 | 68.0 | 27.386 | 110.7 | 1:53.337 | 77.29 | 1.535 | 17:56:11.669 |
| 18 - | 37.828 | 80.9 | 51.616 | 71.7 | 27.834 | 113.7 | 1:57.278 | 74.69 | 5.476 | 17:58:08.947 |
| 19 - | 36.037 | 83.1 | 51.226 | 73.9 | 28.265 | 110.7 | 1:55.528 | 75.82 | 3.726 | 18:00:04.475 |

| P26 141 SP4 | | Sam CALLAHAN | | | | | Porsche 924 | | | |
|---------------------------|---------------|--------------------------|---------------|-------------|---------------|--------------|---------------------|--------------|-------------|---------------------|
| IDEAL LAP TIME : 1:54.112 | | BEST LAP TIME : 1:55.446 | | | | | DIFFERENCE : 1.334 | | | |
| LAP | SECTOR 1 | SECTOR 2 | | SECTOR 3 | | LAP TIME | MPH | DIFF | TIME OF DAY | |
| 1 - | | 78.9 | 54.725 | 71.7 | 28.750 | 98.8 | 2:16.256 | 64.28 | 20.810 | 17:23:13.144 |
| 2 - | 36.280 | 79.9 | 53.576 | 66.3 | 28.960 | 98.1 | 1:58.816 | 73.72 | 3.370 | 17:25:11.960 |
| 3 - | 37.746 | 81.0 | 53.565 | 73.6 | 29.032 | 98.3 | 2:00.343 | 72.79 | 4.897 | 17:27:12.303 |
| 4 - | 35.775 | 80.8 | 51.825 | 74.0 | 27.988 | 100.4 | 1:55.588 | 75.78 | 0.142 | 17:29:07.891 |
| 5 - | 35.764 | 80.7 | 51.338 | 79.7 | 28.344 | 99.1 | 1:55.446 (1) | 75.87 | | 17:31:03.337 |
| 6 - | 35.679 | 80.5 | 51.634 | 76.4 | 28.183 | 99.7 | 1:55.496 (2) | 75.84 | 0.050 | 17:32:58.833 |
| 7 - | 35.902 | 81.0 | 52.669 | 80.8 | 28.189 | 99.7 | 1:56.760 | 75.02 | 1.314 | 17:34:55.593 |
| 8 - | 35.807 | 80.8 | 51.937 | 73.5 | 27.929 | 100.1 | 1:55.673 | 75.72 | 0.227 | 17:36:51.266 |
| 9 - | 35.821 | 79.6 | 52.247 | 73.5 | 28.574 | 98.2 | 1:56.642 | 75.10 | 1.196 | 17:38:47.908 |
| 10 - | 36.713 | 80.8 | 51.666 | 76.7 | IN PIT | | 3:57.357 P | 36.90 | 2:01.911 | 17:42:45.265 |
| 11 - | OUTLAP | 81.0 | 50.682 | 76.6 | 27.991 | 99.4 | 1:56.581 | 75.13 | 1.135 | 17:44:41.846 |
| 12 - | 36.361 | 78.9 | 52.050 | 74.3 | 28.457 | 98.8 | 1:56.868 | 74.95 | 1.422 | 17:46:38.714 |
| 13 - | 36.508 | 80.8 | 51.311 | 77.8 | 28.236 | 98.6 | 1:56.055 | 75.48 | 0.609 | 17:48:34.769 |
| 14 - | 36.089 | 80.9 | 51.277 | 77.0 | 28.156 | 99.1 | 1:55.522 | 75.82 | 0.076 | 17:50:30.291 |
| 15 - | 35.871 | 80.6 | 55.857 | 71.4 | 30.324 | 97.6 | 2:02.052 | 71.77 | 6.606 | 17:52:32.343 |
| 16 - | 36.823 | 76.3 | 51.598 | 74.3 | 28.869 | 100.0 | 1:57.290 | 74.68 | 1.844 | 17:54:29.633 |
| 17 - | 35.501 | 80.2 | 51.197 | 71.7 | 28.820 | 98.1 | 1:55.518 (3) | 75.83 | 0.072 | 17:56:25.151 |
| 18 - | 36.159 | 79.7 | 51.586 | 73.5 | 28.226 | 97.9 | 1:55.971 | 75.53 | 0.525 | 17:58:21.122 |
| 19 - | 35.994 | 79.8 | 52.280 | 74.3 | 28.035 | 98.2 | 1:56.309 | 75.31 | 0.863 | 18:00:17.431 |

Bernie's V8's/ CALM All Porsche Trophy

RACE 4 - SECTOR ANALYSIS



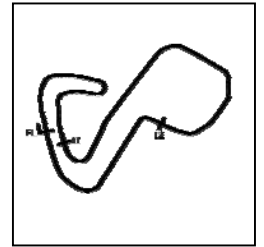
SECTOR 1 = FL to I1, SECTOR 2 = I1 to I2, SECTOR 3 = I2 to FL, DIFF = Difference To Personal Best Lap, P = Crossed Finish Line in Pit Lane, D = Time Disallowed

| P27 | | 11 SP4 | | John JONES | | | Porsche 924 | | | |
|---------------------------|---------------|--------------------------|---------------|-------------|--------------------|--------------|---------------------|--------------|----------|---------------------|
| IDEAL LAP TIME : 1:54.979 | | BEST LAP TIME : 1:55.796 | | | DIFFERENCE : 0.817 | | | | | |
| LAP | SECTOR 1 | SECTOR 2 | SECTOR 3 | LAP TIME | MPH | DIFF | TIME OF DAY | | | |
| 1 - | | 78.3 | 53.704 | 72.2 | 28.681 | 100.0 | 2:12.008 | 66.35 | 16.212 | 17:23:08.896 |
| 2 - | 37.275 | 77.3 | 56.414 | 66.7 | 29.097 | 98.9 | 2:02.786 | 71.34 | 6.990 | 17:25:11.682 |
| 3 - | 37.653 | 78.1 | 54.437 | 68.1 | 28.883 | 99.4 | 2:00.973 | 72.41 | 5.177 | 17:27:12.655 |
| 4 - | 36.578 | 79.9 | 53.117 | 73.2 | 28.412 | 100.4 | 1:58.107 | 74.16 | 2.311 | 17:29:10.762 |
| 5 - | 36.581 | 79.4 | 52.678 | 74.1 | 28.481 | 98.8 | 1:57.740 | 74.39 | 1.944 | 17:31:08.502 |
| 6 - | 36.346 | 77.9 | 54.526 | 66.2 | 29.530 | 99.2 | 2:00.402 | 72.75 | 4.606 | 17:33:08.904 |
| 7 - | 36.215 | 78.9 | 52.840 | 73.0 | 27.948 | 99.2 | 1:57.003 | 74.86 | 1.207 | 17:35:05.907 |
| 8 - | 35.933 | 79.0 | 52.702 | 70.4 | 28.429 | 98.8 | 1:57.064 | 74.82 | 1.268 | 17:37:02.971 |
| 9 - | 36.304 | 79.5 | 52.186 | 73.7 | 28.148 | 99.8 | 1:56.638 | 75.10 | 0.842 | 17:38:59.609 |
| 10 - | 35.971 | 78.7 | 52.824 | 72.5 | 28.841 | 101.2 | 1:57.636 | 74.46 | 1.840 | 17:40:57.245 |
| 11 - | 35.786 | 79.6 | 51.916 | 73.5 | 28.131 | 100.4 | 1:55.833 (2) | 75.62 | 0.037 | 17:42:53.078 |
| 12 - | 36.164 | 79.0 | 52.674 | 74.6 | 28.226 | 98.9 | 1:57.064 | 74.82 | 1.268 | 17:44:50.142 |
| 13 - | 36.832 | 79.4 | 53.237 | 70.7 | IN PIT | | 4:08.995 P | 35.18 | 2:13.199 | 17:48:59.137 |
| 14 - | OUTLAP | 78.7 | 51.755 | 73.2 | 28.115 | 99.1 | 1:59.709 | 73.17 | 3.913 | 17:50:58.846 |
| 15 - | 35.399 | 78.9 | 51.926 | 75.6 | 28.471 | 100.1 | 1:55.796 (1) | 75.64 | | 17:52:54.642 |
| 16 - | 36.181 | 78.0 | 51.632 | 73.3 | 28.454 | 97.6 | 1:56.267 (3) | 75.34 | 0.471 | 17:54:50.909 |
| 17 - | 36.308 | 78.1 | 52.772 | 73.1 | 28.685 | 98.6 | 1:57.765 | 74.38 | 1.969 | 17:56:48.674 |
| 18 - | 37.102 | 79.1 | 52.694 | 72.7 | 28.867 | 98.9 | 1:58.663 | 73.82 | 2.867 | 17:58:47.337 |
| 19 - | 36.295 | 78.0 | 54.550 | 74.3 | 28.628 | 98.5 | 1:59.473 | 73.32 | 3.677 | 18:00:46.810 |

| P28 | | 55 SP4 | | Stephen POTTS | | | Porsche 924 | | | |
|---------------------------|---------------|--------------------------|---------------|---------------|--------------------|--------------|---------------------|--------------|----------|---------------------|
| IDEAL LAP TIME : 1:56.518 | | BEST LAP TIME : 1:56.812 | | | DIFFERENCE : 0.294 | | | | | |
| LAP | SECTOR 1 | SECTOR 2 | SECTOR 3 | LAP TIME | MPH | DIFF | TIME OF DAY | | | |
| 1 - | | 75.7 | 56.540 | 67.1 | 29.489 | 99.1 | 2:16.958 | 63.95 | 20.146 | 17:23:13.846 |
| 2 - | 37.392 | 77.0 | 54.462 | 74.0 | 28.460 | 100.0 | 2:00.314 | 72.80 | 3.502 | 17:25:14.160 |
| 3 - | 37.610 | 75.4 | 54.788 | 71.6 | 28.381 | 98.5 | 2:00.779 | 72.52 | 3.967 | 17:27:14.939 |
| 4 - | 37.047 | 78.5 | 55.538 | 74.2 | 28.217 | 99.8 | 2:00.802 | 72.51 | 3.990 | 17:29:15.741 |
| 5 - | 36.853 | 78.4 | 53.414 | 72.8 | 28.197 | 99.7 | 1:58.464 | 73.94 | 1.652 | 17:31:14.205 |
| 6 - | 36.932 | 78.8 | 53.168 | 73.0 | 28.092 | 97.8 | 1:58.192 (3) | 74.11 | 1.380 | 17:33:12.397 |
| 7 - | 36.551 | 78.8 | 53.104 | 71.0 | 28.102 | 100.1 | 1:57.757 (2) | 74.38 | 0.945 | 17:35:10.154 |
| 8 - | 36.644 | 77.5 | 53.949 | 73.3 | 28.433 | 100.0 | 1:59.026 | 73.59 | 2.214 | 17:37:09.180 |
| 9 - | 36.247 | 79.7 | 53.405 | 73.0 | 28.700 | 97.9 | 1:58.352 | 74.01 | 1.540 | 17:39:07.532 |
| 10 - | 36.119 | 79.8 | 53.006 | 73.9 | IN PIT | | 3:52.640 P | 37.65 | 1:55.828 | 17:43:00.172 |
| 11 - | OUTLAP | 79.0 | 54.126 | 69.3 | 28.611 | 98.3 | 2:01.650 | 72.00 | 4.838 | 17:45:01.822 |
| 12 - | 36.658 | 77.7 | 55.141 | 70.4 | 28.531 | 98.9 | 2:00.330 | 72.79 | 3.518 | 17:47:02.152 |
| 13 - | 36.991 | 77.4 | 56.230 | 70.6 | 28.370 | 98.8 | 2:01.591 | 72.04 | 4.779 | 17:49:03.743 |
| 14 - | 37.317 | 78.2 | 53.249 | 73.6 | 28.426 | 98.8 | 1:58.992 | 73.61 | 2.180 | 17:51:02.735 |
| 15 - | 35.985 | 78.9 | 52.670 | 74.1 | 28.157 | 99.8 | 1:56.812 (1) | 74.99 | | 17:52:59.547 |
| 16 - | 36.320 | 79.1 | 53.903 | 68.2 | 28.668 | 96.9 | 1:58.891 | 73.67 | 2.079 | 17:54:58.438 |
| 17 - | 37.822 | 77.9 | 55.022 | 69.7 | 28.138 | 97.8 | 2:00.982 | 72.40 | 4.170 | 17:56:59.420 |
| 18 - | 36.623 | 78.1 | 54.393 | 74.0 | 28.135 | 98.1 | 1:59.151 | 73.51 | 2.339 | 17:58:58.571 |
| 19 - | 36.796 | 77.1 | 54.689 | 72.4 | 27.863 | 98.5 | 1:59.348 | 73.39 | 2.536 | 18:00:57.919 |

Bernie's V8's/ CALM All Porsche Trophy

RACE 4 - SECTOR ANALYSIS



SECTOR 1 = FL to I1, SECTOR 2 = I1 to I2, SECTOR 3 = I2 to FL, DIFF = Difference To Personal Best Lap, P = Crossed Finish Line in Pit Lane, D = Time Disallowed

| P29 74 C | | P CARTER / B CARTER | | | | | MGB GT V8 | | | | |
|---------------------------|---------------|----------------------------|---------------|-------------|---------------|--------------|---------------------|--------------|-------------|---------------------|--------------|
| IDEAL LAP TIME : 1:49.730 | | BEST LAP TIME : 1:50.654 | | | | | DIFFERENCE : 0.924 | | | | |
| LAP | SECTOR 1 | SECTOR 2 | | SECTOR 3 | | LAP TIME | MPH | DIFF | TIME OF DAY | | |
| 1 - | | 88.5 | 52.602 | 71.0 | 26.595 | 107.5 | 2:04.525 | 70.34 | 13.871 | 17:23:01.413 | |
| 2 - | 35.747 | 84.0 | 1:36.673 | 70.1 | 27.408 | 101.5 | 2:39.828 | 54.80 | 49.174 | 17:25:41.241 | |
| 3 - | 36.527 | 81.2 | 53.365 | 67.7 | 27.409 | 107.2 | 1:57.301 | 74.67 | 6.647 | 17:27:38.542 | |
| 4 - | 36.500 | 81.2 | 52.172 | 71.5 | 27.915 | 106.6 | 1:56.587 | 75.13 | 5.933 | 17:29:35.129 | |
| 5 - | 36.448 | 84.4 | 52.877 | 69.1 | 27.493 | 103.0 | 1:56.818 | 74.98 | 6.164 | 17:31:31.947 | |
| 6 - | 37.313 | 79.0 | 50.746 | 72.7 | 27.602 | 102.2 | 1:55.661 | 75.73 | 5.007 | 17:33:27.608 | |
| 7 - | 36.691 | 81.8 | 51.578 | 74.6 | 26.992 | 111.6 | 1:55.261 | 76.00 | 4.607 | 17:35:22.869 | |
| 8 - | 35.237 | 81.9 | 50.616 | 74.4 | 26.507 | 110.5 | 1:52.360 | 77.96 | 1.706 | 17:37:15.229 | |
| 9 - | 53.865 | 73.5 | 51.240 | 77.0 | IN PIT | | 4:35.930 | P | 31.74 | 2:45.276 | 17:41:51.159 |
| 10 - | OUTLAP | 86.1 | 51.065 | 75.6 | 27.436 | 110.1 | 1:59.300 | 73.42 | 8.646 | 17:43:50.459 | |
| 11 - | 38.523 | 85.4 | 56.896 | 69.8 | 27.811 | 111.4 | 2:03.230 | 71.08 | 12.576 | 17:45:53.689 | |
| 12 - | 37.623 | 87.8 | 52.267 | 72.8 | 27.590 | 111.8 | 1:57.480 | 74.56 | 6.826 | 17:47:51.169 | |
| 13 - | 36.558 | 90.1 | 50.236 | 74.7 | 26.532 | 109.8 | 1:53.326 | 77.29 | 2.672 | 17:49:44.495 | |
| 14 - | 35.658 | 91.4 | 50.601 | 76.1 | 26.450 | 110.7 | 1:52.709 | 77.72 | 2.055 | 17:51:37.204 | |
| 15 - | 35.172 | 91.0 | 49.179 | 78.4 | 26.303 | 113.3 | 1:50.654 (1) | 79.16 | | 17:53:27.858 | |
| 16 - | 35.045 | 89.4 | 51.412 | 77.6 | 26.471 | 110.3 | 1:52.928 | 77.57 | 2.274 | 17:55:20.786 | |
| 17 - | 34.785 | 87.8 | 52.076 | 67.1 | 28.276 | 110.3 | 1:55.137 | 76.08 | 4.483 | 17:57:15.923 | |
| 18 - | 35.352 | 91.8 | 48.900 | 78.1 | 27.197 | 110.3 | 1:51.449 | (3) | 78.59 | 0.795 | 17:59:07.372 |
| 19 - | 35.747 | 90.4 | 48.762 | 80.0 | 26.183 | 114.7 | 1:50.692 | (2) | 79.13 | 0.038 | 18:00:58.064 |

| P30 188 SP4 | | VALENTINE / WESTBY | | | | | Porsche 924 | | | | |
|---------------------------|---------------|---------------------------|---------------|-------------|---------------|--------------|---------------------|--------------|-------------|---------------------|--------------|
| IDEAL LAP TIME : 1:55.833 | | BEST LAP TIME : 1:57.442 | | | | | DIFFERENCE : 1.609 | | | | |
| LAP | SECTOR 1 | SECTOR 2 | | SECTOR 3 | | LAP TIME | MPH | DIFF | TIME OF DAY | | |
| 1 - | | 78.0 | 55.123 | 69.4 | 29.038 | 99.7 | 2:20.439 | 62.37 | 22.997 | 17:23:17.327 | |
| 2 - | 38.173 | 73.0 | 56.198 | 70.5 | 27.930 | 101.6 | 2:02.301 | 71.62 | 4.859 | 17:25:19.628 | |
| 3 - | 36.525 | 79.3 | 53.608 | 71.5 | 27.890 | 100.0 | 1:58.023 | (3) | 74.22 | 0.581 | 17:27:17.651 |
| 4 - | 36.357 | 78.7 | 54.179 | 74.5 | 27.805 | 99.8 | 1:58.341 | 74.02 | 0.899 | 17:29:15.992 | |
| 5 - | 36.875 | 78.5 | 53.872 | 72.6 | 27.931 | 100.1 | 1:58.678 | 73.81 | 1.236 | 17:31:14.670 | |
| 6 - | 36.832 | 78.1 | 53.857 | 75.8 | 27.748 | 100.3 | 1:58.437 | 73.96 | 0.995 | 17:33:13.107 | |
| 7 - | 36.763 | 76.2 | 52.695 | 75.6 | 27.984 | 98.5 | 1:57.442 (1) | 74.58 | | 17:35:10.549 | |
| 8 - | 36.711 | 77.2 | 54.766 | 72.6 | 27.851 | 100.1 | 1:59.328 | 73.40 | 1.886 | 17:37:09.877 | |
| 9 - | 35.956 | 79.0 | 54.227 | 72.9 | 28.314 | 99.5 | 1:58.497 | 73.92 | 1.055 | 17:39:08.374 | |
| 10 - | 36.762 | 78.9 | 52.465 | 76.3 | IN PIT | | 4:35.526 | P | 31.79 | 2:38.084 | 17:43:43.900 |
| 11 - | OUTLAP | 75.9 | 59.055 | 70.7 | 29.832 | 98.8 | 2:11.381 | 66.67 | 13.939 | 17:45:55.281 | |
| 12 - | 39.402 | 77.4 | 55.734 | 69.6 | 29.822 | 97.8 | 2:04.958 | 70.10 | 7.516 | 17:48:00.239 | |
| 13 - | 37.531 | 78.6 | 54.178 | 72.6 | 28.880 | 97.5 | 2:00.589 | 72.64 | 3.147 | 17:50:00.828 | |
| 14 - | 36.975 | 79.8 | 53.390 | 74.5 | 28.287 | 99.1 | 1:58.652 | 73.82 | 1.210 | 17:51:59.480 | |
| 15 - | 38.552 | 76.7 | 52.839 | 73.9 | 28.418 | 100.9 | 1:59.809 | 73.11 | 2.367 | 17:53:59.289 | |
| 16 - | 36.099 | 78.5 | 52.811 | 74.1 | 29.383 | 100.1 | 1:58.293 | 74.05 | 0.851 | 17:55:57.582 | |
| 17 - | 35.620 | 79.9 | 53.882 | 69.1 | 28.909 | 99.4 | 1:58.411 | 73.97 | 0.969 | 17:57:55.993 | |
| 18 - | 35.970 | 76.3 | 53.442 | 73.3 | 28.493 | 99.4 | 1:57.905 | (2) | 74.29 | 0.463 | 17:59:53.898 |

Weather / Track : Overcast / Dry

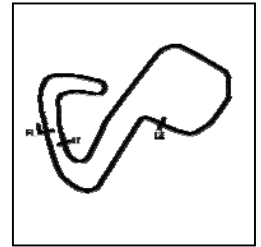
Brands Hatch GP

Circuit Length = 2.4332 miles

Start: 17:20 Flag 17:59 End: 18:06

Bernie's V8's/ CALM All Porsche Trophy

RACE 4 - SECTOR ANALYSIS



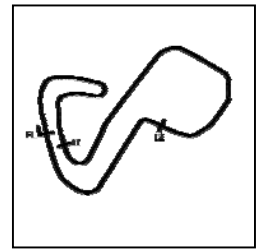
SECTOR 1 = FL to I1, SECTOR 2 = I1 to I2, SECTOR 3 = I2 to FL, DIFF = Difference To Personal Best Lap, P = Crossed Finish Line in Pit Lane, D = Time Disallowed

| P31 46 D | | Stuart ENTWISTLE | | | | | Chevrolet Impala | | | | |
|---------------------------|---------------|--------------------------|---------------|-------------|---------------|--------------|-------------------------|-------------------------|-------------|---------------------|--|
| IDEAL LAP TIME : 1:58.670 | | BEST LAP TIME : 1:59.706 | | | | | DIFFERENCE : 1.036 | | | | |
| LAP | SECTOR 1 | SECTOR 2 | | SECTOR 3 | | LAP TIME | MPH | DIFF | TIME OF DAY | | |
| 1 - | | 72.4 | 58.061 | 62.3 | 29.781 | 98.5 | 2:26.214 | 59.91 | 26.508 | 17:23:23.102 | |
| 2 - | 39.711 | 70.1 | 59.762 | 58.9 | 30.073 | 94.5 | 2:09.546 | 67.61 | 9.840 | 17:25:32.648 | |
| 3 - | 39.246 | 75.1 | 59.159 | 58.8 | 30.011 | 96.1 | 2:08.416 | 68.21 | 8.710 | 17:27:41.064 | |
| 4 - | 39.606 | 75.0 | 58.330 | 59.2 | 29.159 | 98.8 | 2:07.095 | 68.92 | 7.389 | 17:29:48.159 | |
| 5 - | 40.049 | 72.4 | 58.597 | 58.0 | 31.860 | 96.8 | 2:10.506 | 67.12 | 10.800 | 17:31:58.665 | |
| 6 - | 39.789 | 72.2 | 57.921 | 63.4 | 29.542 | 94.7 | 2:07.252 | 68.83 | 7.546 | 17:34:05.917 | |
| 7 - | 38.917 | 67.5 | 58.616 | 61.0 | 29.085 | 100.7 | 2:06.618 | 69.18 | 6.912 | 17:36:12.535 | |
| 8 - | 39.443 | 72.3 | 56.815 | 61.1 | 29.706 | 101.8 | 2:05.964 | 69.54 | 6.258 | 17:38:18.499 | |
| 9 - | 38.852 | 74.4 | 57.645 | 65.0 | IN PIT | | 3:46.987 | P 38.59 | 1:47.281 | 17:42:05.486 | |
| 10 - | OUTLAP | 74.3 | 55.758 | 69.3 | 28.296 | 100.6 | 2:09.044 | 67.88 | 9.338 | 17:44:14.530 | |
| 11 - | 38.302 | 83.1 | 55.707 | 66.7 | 29.216 | 96.6 | 2:03.225 | 71.08 | 3.519 | 17:46:17.755 | |
| 12 - | 39.508 | 79.4 | 56.548 | 65.2 | 28.813 | 103.2 | 2:04.869 | 70.15 | 5.163 | 17:48:22.624 | |
| 13 - | 38.189 | 77.9 | 58.133 | 61.3 | 28.507 | 102.2 | 2:04.829 | 70.17 | 5.123 | 17:50:27.453 | |
| 14 - | 37.776 | 82.2 | 56.423 | 65.8 | 28.914 | 102.1 | 2:03.113 | 71.15 | 3.407 | 17:52:30.566 | |
| 15 - | 39.189 | 71.3 | 58.489 | 63.3 | 28.725 | 104.3 | 2:06.403 | 69.30 | 6.697 | 17:54:36.969 | |
| 16 - | 37.280 | 78.7 | 55.004 | 68.9 | 27.934 | 105.6 | 2:00.218 | (3) 72.86 | 0.512 | 17:56:37.187 | |
| 17 - | 36.996 | 73.2 | 54.953 | 68.6 | 27.757 | 103.4 | 1:59.706 | (1) 73.17 | | 17:58:36.893 | |
| 18 - | 38.059 | 74.0 | 54.170 | 67.1 | 27.504 | 104.8 | 1:59.733 | (2) 73.16 | 0.027 | 18:00:36.626 | |

| P32 571 A | | MOYCE / ELLIS | | | | | TVR Tuscan | | | | |
|---------------------------|---------------|--------------------------|---------------|-------------|---------------|--------------|--------------------|-------------------------|-------------|---------------------|--|
| IDEAL LAP TIME : 1:39.662 | | BEST LAP TIME : 1:39.722 | | | | | DIFFERENCE : 0.060 | | | | |
| LAP | SECTOR 1 | SECTOR 2 | | SECTOR 3 | | LAP TIME | MPH | DIFF | TIME OF DAY | | |
| 1 - | | 87.2 | 50.310 | 73.5 | 25.548 | 121.5 | 1:53.774 | 76.99 | 14.052 | 17:22:50.662 | |
| 2 - | 34.416 | 89.1 | 49.612 | 81.8 | 27.134 | 70.6 | 1:51.162 | 78.80 | 11.440 | 17:24:41.824 | |
| 3 - | 5:55.868 | 74.4 | 52.581 | 65.5 | 29.157 | 99.2 | 7:17.606 | 20.01 | 5:37.884 | 17:31:59.430 | |
| 4 - | 38.947 | 88.0 | 51.237 | 67.8 | 27.582 | 115.1 | 1:57.766 | 74.38 | 18.044 | 17:33:57.196 | |
| 5 - | 35.212 | 75.5 | 51.771 | 70.0 | 26.284 | 112.0 | 1:53.267 | 77.33 | 13.545 | 17:35:50.463 | |
| 6 - | 36.495 | 76.5 | 53.395 | 69.9 | 27.946 | 103.7 | 1:57.836 | 74.33 | 18.114 | 17:37:48.299 | |
| 7 - | 36.424 | 87.7 | 51.550 | 76.0 | 25.371 | 117.3 | 1:53.345 | 77.28 | 13.623 | 17:39:41.644 | |
| 8 - | 36.886 | 83.1 | 51.705 | 69.9 | IN PIT | | 3:58.748 | P 36.69 | 2:19.026 | 17:43:40.392 | |
| 9 - | OUTLAP | 95.7 | 45.940 | 78.5 | 23.779 | 125.9 | 1:43.871 | 84.33 | 4.149 | 17:45:24.263 | |
| 10 - | 32.755 | 98.9 | 45.026 | 79.4 | 23.914 | 130.8 | 1:41.695 | 86.13 | 1.973 | 17:47:05.958 | |
| 11 - | 32.129 | 97.8 | 45.481 | 77.3 | 23.747 | 125.9 | 1:41.357 | (3) 86.42 | 1.635 | 17:48:47.315 | |
| 12 - | 32.505 | 85.4 | 45.162 | 78.6 | 24.901 | 119.6 | 1:42.568 | 85.40 | 2.846 | 17:50:29.883 | |
| 13 - | 32.460 | 94.1 | 45.113 | 77.5 | 23.926 | 131.0 | 1:41.499 | 86.30 | 1.777 | 17:52:11.382 | |
| 14 - | 32.169 | 92.0 | 45.695 | 79.7 | 24.125 | 127.8 | 1:41.989 | 85.89 | 2.267 | 17:53:53.371 | |
| 15 - | 32.700 | 96.9 | 45.110 | 78.0 | 23.654 | 131.0 | 1:41.464 | 86.33 | 1.742 | 17:55:34.835 | |
| 16 - | 32.718 | 92.5 | 44.904 | 79.4 | 23.822 | 129.5 | 1:41.444 | 86.35 | 1.722 | 17:57:16.279 | |
| 17 - | 31.873 | 94.3 | 44.347 | 80.2 | 23.502 | 130.8 | 1:39.722 | (1) 87.84 | | 17:58:56.001 | |
| 18 - | 32.100 | 91.6 | 45.280 | 79.4 | 23.442 | 130.5 | 1:40.822 | (2) 86.88 | 1.100 | 18:00:36.823 | |

Bernie's V8's/ CALM All Porsche Trophy

RACE 4 - SECTOR ANALYSIS



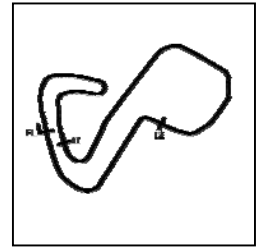
SECTOR 1 = FL to I1, SECTOR 2 = I1 to I2, SECTOR 3 = I2 to FL, DIFF = Difference To Personal Best Lap, P = Crossed Finish Line in Pit Lane, D = Time Disallowed

| P33 98 A | | Alex THISTLETHWAYTE | | | | | Lola T70 Mk1 | | | | |
|---------------------------|----------|--------------------------|---------------|-------------|---------------|--------------|---------------------|--------------|-------------|---------------------|--|
| IDEAL LAP TIME : 1:40.722 | | BEST LAP TIME : 1:41.325 | | | | | DIFFERENCE : 0.603 | | | | |
| LAP | SECTOR 1 | SECTOR 2 | | SECTOR 3 | | LAP TIME | MPH | DIFF | TIME OF DAY | | |
| 1 - | | 83.1 | 49.136 | 75.3 | 25.282 | 132.3 | 1:54.680 | 76.38 | 13.355 | 17:22:51.568 | |
| 2 - | 34.215 | 93.5 | 47.800 | 75.4 | 24.304 | 131.5 | 1:46.319 | 82.39 | 4.994 | 17:24:37.887 | |
| 3 - | 33.226 | 100.4 | 46.211 | 76.8 | 24.345 | 112.9 | 1:43.782 | 84.40 | 2.457 | 17:26:21.669 | |
| 4 - | 33.970 | 96.4 | 47.579 | 75.0 | 24.721 | 131.0 | 1:46.270 | 82.43 | 4.945 | 17:28:07.939 | |
| 5 - | 32.757 | 97.6 | 46.290 | 74.8 | 24.474 | 132.3 | 1:43.521 | 84.61 | 2.196 | 17:29:51.460 | |
| 6 - | 33.524 | 100.9 | 45.003 | 73.9 | 23.946 | 135.2 | 1:42.473 | 85.48 | 1.148 | 17:31:33.933 | |
| 7 - | 33.060 | 100.9 | 44.590 | 78.7 | 23.675 | 137.2 | 1:41.325 (1) | 86.45 | | 17:33:15.258 | |
| 8 - | 34.056 | 85.3 | 46.232 | 79.5 | 24.243 | 136.6 | 1:44.531 | 83.80 | 3.206 | 17:34:59.789 | |
| 9 - | 33.104 | 83.6 | 47.353 | 78.3 | 24.058 | 130.8 | 1:44.515 | 83.81 | 3.190 | 17:36:44.304 | |
| 10 - | 32.803 | 93.8 | 45.091 | 77.2 | | IN PIT | 3:36.415 P | 40.47 | 1:55.090 | 17:40:20.719 | |
| 11 - | OUTLAP | 90.3 | 45.565 | 80.0 | 23.789 | 132.8 | 1:46.144 | 82.52 | 4.819 | 17:42:06.863 | |
| 12 - | 32.650 | 97.9 | 45.410 | 77.4 | 24.615 | 133.1 | 1:42.675 | 85.31 | 1.350 | 17:43:49.538 | |
| 13 - | 33.739 | 92.1 | 47.419 | 78.1 | 24.231 | 133.6 | 1:45.389 | 83.11 | 4.064 | 17:45:34.927 | |
| 14 - | 34.241 | 90.1 | 47.464 | 73.5 | 25.368 | 133.1 | 1:47.073 | 81.81 | 5.748 | 17:47:22.000 | |
| 15 - | 33.380 | 103.7 | 45.547 | 76.8 | 23.959 | 132.1 | 1:42.886 | 85.14 | 1.561 | 17:49:04.886 | |
| 16 - | 33.429 | 97.6 | 45.950 | 77.3 | 24.077 | 134.4 | 1:43.456 | 84.67 | 2.131 | 17:50:48.342 | |
| 17 - | 32.696 | 101.2 | 45.352 | 75.3 | 24.338 | 131.8 | 1:42.386 (3) | 85.55 | 1.061 | 17:52:30.728 | |
| 18 - | 32.815 | 95.5 | 45.535 | 80.1 | 23.799 | 131.0 | 1:42.149 (2) | 85.75 | 0.824 | 17:54:12.877 | |
| 19 - | 33.505 | 97.3 | 45.631 | 76.6 | 24.467 | 131.5 | 1:43.603 | 84.55 | 2.278 | 17:55:56.480 | |
| 20 - | 32.516 | 97.5 | 46.444 | 74.3 | 23.821 | 129.8 | 1:42.781 | 85.22 | 1.456 | 17:57:39.261 | |

| P34 135 SP2 | | Johnathan EVANS | | | | | Porsche 968 | | | | |
|---------------------------|---------------|--------------------------|---------------|-------------|---------------|--------------|---------------------|--------------|-------------|---------------------|--|
| IDEAL LAP TIME : 1:46.266 | | BEST LAP TIME : 1:46.551 | | | | | DIFFERENCE : 0.285 | | | | |
| LAP | SECTOR 1 | SECTOR 2 | | SECTOR 3 | | LAP TIME | MPH | DIFF | TIME OF DAY | | |
| 1 - | | 87.1 | 50.365 | 75.4 | 26.756 | 110.3 | 2:00.151 | 72.90 | 13.600 | 17:22:57.039 | |
| 2 - | 34.360 | 90.6 | 47.924 | 80.4 | 25.801 | 112.7 | 1:48.085 | 81.04 | 1.534 | 17:24:45.124 | |
| 3 - | 34.133 | 89.9 | 48.532 | 78.3 | 27.153 | 112.2 | 1:49.818 | 79.76 | 3.267 | 17:26:34.942 | |
| 4 - | 33.974 | 91.0 | 48.494 | 76.1 | 25.951 | 112.7 | 1:48.419 | 80.79 | 1.868 | 17:28:23.361 | |
| 5 - | 33.884 | 90.6 | 48.670 | 79.4 | 26.511 | 112.5 | 1:49.065 | 80.31 | 2.514 | 17:30:12.426 | |
| 6 - | 34.623 | 89.8 | 47.857 | 79.3 | 25.972 | 113.3 | 1:48.452 | 80.77 | 1.901 | 17:32:00.878 | |
| 7 - | 34.253 | 91.6 | 48.475 | 81.5 | 26.206 | 112.2 | 1:48.934 | 80.41 | 2.383 | 17:33:49.812 | |
| 8 - | 33.986 | 84.4 | 48.195 | 79.8 | 25.697 | 113.9 | 1:47.878 | 81.20 | 1.327 | 17:35:37.690 | |
| 9 - | 34.319 | 90.5 | 47.730 | 83.4 | 25.335 | 112.5 | 1:47.384 (3) | 81.57 | 0.833 | 17:37:25.074 | |
| 10 - | 33.792 | 91.4 | 47.263 | 83.5 | | IN PIT | 3:45.151 P | 38.90 | 1:58.600 | 17:41:10.225 | |
| 11 - | OUTLAP | 90.3 | 47.264 | 81.4 | 25.419 | 112.9 | 1:49.024 | 80.34 | 2.473 | 17:42:59.249 | |
| 12 - | 36.594 | 74.3 | 48.567 | 79.6 | 25.570 | 113.1 | 1:50.731 | 79.10 | 4.180 | 17:44:49.980 | |
| 13 - | 34.221 | 89.2 | 48.849 | 76.7 | 25.934 | 111.8 | 1:49.004 | 80.36 | 2.453 | 17:46:38.984 | |
| 14 - | 35.006 | 91.3 | 47.979 | 75.6 | 26.067 | 112.5 | 1:49.052 | 80.32 | 2.501 | 17:48:28.036 | |
| 15 - | 34.415 | 90.3 | 48.556 | 83.4 | 26.598 | 113.1 | 1:49.569 | 79.94 | 3.018 | 17:50:17.605 | |
| 16 - | 33.758 | 92.0 | 47.370 | 82.1 | 25.423 | 112.4 | 1:46.551 (1) | 82.21 | | 17:52:04.156 | |
| 17 - | 35.300 | 89.3 | 48.707 | 72.7 | 26.261 | 113.7 | 1:50.268 | 79.44 | 3.717 | 17:53:54.424 | |
| 18 - | 35.583 | 86.8 | 48.228 | 74.2 | 26.827 | 114.1 | 1:50.638 | 79.17 | 4.087 | 17:55:45.062 | |
| 19 - | 34.060 | 91.6 | 47.678 | 83.6 | 25.245 | 113.9 | 1:46.983 (2) | 81.88 | 0.432 | 17:57:32.045 | |

Bernie's V8's/ CALM All Porsche Trophy

RACE 4 - SECTOR ANALYSIS



SECTOR 1 = FL to I1, SECTOR 2 = I1 to I2, SECTOR 3 = I2 to FL, DIFF = Difference To Personal Best Lap, P = Crossed Finish Line in Pit Lane, D = Time Disallowed

| P35 80 A | | Mark LILLINGTON | | | | | MGB GT V8 | | | | |
|---------------------------|----------|--------------------------|--------|----------|---------------|--------------|---------------------|--------------|-------------|---------------------|--------------|
| IDEAL LAP TIME : 1:50.341 | | BEST LAP TIME : 1:50.768 | | | | | DIFFERENCE : 0.427 | | | | |
| LAP | SECTOR 1 | SECTOR 2 | | SECTOR 3 | | LAP TIME | MPH | DIFF | TIME OF DAY | | |
| 1 - | | 86.0 | 54.468 | 75.3 | 27.887 | 108.0 | 2:14.180 | 65.28 | 23.412 | 17:23:11.068 | |
| 2 - | 36.538 | 81.6 | 54.136 | 71.5 | 27.511 | 104.8 | 1:58.185 | 74.11 | 7.417 | 17:25:09.253 | |
| 3 - | 37.549 | 86.3 | 51.641 | 71.4 | 27.512 | 108.7 | 1:56.702 | 75.06 | 5.934 | 17:27:05.955 | |
| 4 - | 37.053 | 87.7 | 50.357 | 76.6 | 26.465 | 110.1 | 1:53.875 | 76.92 | 3.107 | 17:28:59.830 | |
| 5 - | 35.740 | 89.5 | 50.246 | 75.1 | 26.624 | 111.4 | 1:52.610 | 77.78 | 1.842 | 17:30:52.440 | |
| 6 - | 35.454 | 88.7 | 51.165 | 77.3 | 27.020 | 110.3 | 1:53.639 | 77.08 | 2.871 | 17:32:46.079 | |
| 7 - | 35.437 | 89.8 | 50.091 | 76.8 | 26.809 | 109.1 | 1:52.337 | 77.97 | 1.569 | 17:34:38.416 | |
| 8 - | 35.526 | 88.5 | 51.245 | 74.1 | 27.109 | 104.6 | 1:53.880 | 76.92 | 3.112 | 17:36:32.296 | |
| 9 - | 35.995 | 89.9 | 50.672 | 73.0 | 26.672 | 110.1 | 1:53.339 | 77.28 | 2.571 | 17:38:25.635 | |
| 10 - | 35.527 | 90.5 | 50.758 | 75.9 | | IN PIT | 3:49.755 | P | 38.12 | 1:58.987 | 17:42:15.390 |
| 11 - | OUTLAP | 87.9 | 51.511 | 70.9 | 26.811 | 109.2 | 1:58.016 | 74.22 | 7.248 | 17:44:13.406 | |
| 12 - | 35.155 | 90.8 | 50.397 | 76.4 | 26.469 | 112.9 | 1:52.021 | 78.19 | 1.253 | 17:46:05.427 | |
| 13 - | 35.716 | 90.1 | 50.231 | 76.2 | 27.751 | 110.7 | 1:53.698 | 77.04 | 2.930 | 17:47:59.125 | |
| 14 - | 34.958 | 92.8 | 50.466 | 71.3 | 27.744 | 111.4 | 1:53.168 | 77.40 | 2.400 | 17:49:52.293 | |
| 15 - | 34.754 | 92.5 | 49.527 | 80.2 | 26.487 | 110.0 | 1:50.768 (1) | 79.08 | | 17:51:43.061 | |
| 16 - | 34.893 | 91.6 | 49.803 | 81.2 | 26.480 | 111.4 | 1:51.176 | (3) | 0.408 | 17:53:34.237 | |
| 17 - | 34.960 | 90.9 | 50.387 | 78.0 | 26.679 | 109.6 | 1:52.026 | 78.19 | 1.258 | 17:55:26.263 | |
| 18 - | 35.237 | 90.9 | 49.732 | 81.3 | 27.108 | 110.0 | 1:52.077 | 78.15 | 1.309 | 17:57:18.340 | |
| 19 - | 34.733 | 90.8 | 49.496 | 81.9 | 26.656 | 111.1 | 1:50.885 | (2) | 0.117 | 17:59:09.225 | |

| P36 19 SP2 | | Christopher CAMPBELL | | | | | Porsche 944 S2 | | | | |
|---------------------------|---------------|--------------------------|---------------|-------------|---------------|--------------|---------------------|--------------|-------------|---------------------|--------------|
| IDEAL LAP TIME : 1:47.382 | | BEST LAP TIME : 1:47.934 | | | | | DIFFERENCE : 0.552 | | | | |
| LAP | SECTOR 1 | SECTOR 2 | | SECTOR 3 | | LAP TIME | MPH | DIFF | TIME OF DAY | | |
| 1 - | | 82.3 | 52.660 | 68.7 | 27.579 | 108.7 | 2:20.070 | 62.53 | 32.136 | 17:23:16.958 | |
| 2 - | 37.742 | 83.9 | 53.539 | 69.0 | 27.073 | 109.8 | 1:58.354 | 74.01 | 10.420 | 17:25:15.312 | |
| 3 - | 37.528 | 87.8 | 50.954 | 71.4 | 27.225 | 109.2 | 1:55.707 | 75.70 | 7.773 | 17:27:11.019 | |
| 4 - | 35.279 | 87.3 | 50.353 | 66.3 | 27.504 | 112.5 | 1:53.136 | 77.42 | 5.202 | 17:29:04.155 | |
| 5 - | 35.450 | 89.3 | 48.814 | 77.1 | 26.015 | 111.4 | 1:50.279 | 79.43 | 2.345 | 17:30:54.434 | |
| 6 - | 34.171 | 89.5 | 49.302 | 77.5 | 26.065 | 111.2 | 1:49.538 | 79.97 | 1.604 | 17:32:43.972 | |
| 7 - | 33.890 | 89.9 | 48.295 | 76.0 | 26.066 | 111.6 | 1:48.251 | (2) | 0.317 | 17:34:32.223 | |
| 8 - | 34.002 | 90.4 | 49.508 | 80.5 | 26.008 | 110.3 | 1:49.518 | 79.98 | 1.584 | 17:36:21.741 | |
| 9 - | 34.086 | 88.5 | 53.105 | 72.0 | | IN PIT | 3:55.629 | P | 37.17 | 2:07.695 | 17:40:17.370 |
| 10 - | OUTLAP | 89.5 | 49.741 | 80.2 | 26.345 | 109.2 | 1:52.806 | 77.65 | 4.872 | 17:42:10.176 | |
| 11 - | 34.214 | 89.4 | 47.834 | 80.9 | 25.886 | 111.4 | 1:47.934 (1) | 81.15 | | 17:43:58.110 | |
| 12 - | 34.818 | 89.7 | 50.693 | 78.3 | 26.341 | 110.7 | 1:51.852 | 78.31 | 3.918 | 17:45:49.962 | |
| 13 - | 34.263 | 89.9 | 49.850 | 76.5 | 26.003 | 112.2 | 1:50.116 | 79.55 | 2.182 | 17:47:40.078 | |
| 14 - | 34.755 | 86.8 | 49.557 | 73.9 | 26.131 | 112.7 | 1:50.443 | 79.31 | 2.509 | 17:49:30.521 | |
| 15 - | 34.346 | 90.3 | 48.215 | 79.7 | 25.790 | 112.2 | 1:48.351 | (3) | 0.417 | 17:51:18.872 | |
| 16 - | 33.758 | 87.6 | 50.153 | 76.7 | 26.308 | 110.3 | 1:50.219 | 79.47 | 2.285 | 17:53:09.091 | |
| 17 - | 36.485 | 82.7 | 50.077 | 79.2 | 27.980 | 104.6 | 1:54.542 | 76.47 | 6.608 | 17:55:03.633 | |

| P37 97 A | | Andrew KNIGHT | | | | | Pontiac ASCAR | | | |
|---------------------------|---------------|--------------------------|---------------|-------------|---------------|--------------|---------------------|--------------|-------------|---------------------|
| IDEAL LAP TIME : 1:44.347 | | BEST LAP TIME : 1:44.519 | | | | | DIFFERENCE : 0.172 | | | |
| LAP | SECTOR 1 | SECTOR 2 | | SECTOR 3 | | LAP TIME | MPH | DIFF | TIME OF DAY | |
| 1 - | | 77.4 | 53.912 | 69.1 | 26.692 | 108.2 | 2:13.757 | 65.49 | 29.238 | 17:23:10.645 |
| 2 - | 36.378 | 73.1 | 54.398 | 62.5 | 26.786 | 97.6 | 1:57.562 | 74.51 | 13.043 | 17:25:08.207 |
| 3 - | 35.926 | 97.8 | 49.087 | 68.6 | 25.669 | 123.1 | 1:50.682 | 79.14 | 6.163 | 17:26:58.889 |
| 4 - | 33.948 | 92.0 | 49.140 | 74.1 | 25.556 | 122.6 | 1:48.644 | 80.62 | 4.125 | 17:28:47.533 |
| 5 - | 33.882 | 92.1 | 49.024 | 70.0 | 25.591 | 123.1 | 1:48.497 | 80.73 | 3.978 | 17:30:36.030 |
| 6 - | 33.249 | 100.7 | 47.676 | 70.6 | 25.288 | 123.5 | 1:46.213 | 82.47 | 1.694 | 17:32:22.243 |
| 7 - | 33.261 | 99.4 | 48.192 | 78.2 | 25.355 | 122.9 | 1:46.808 | 82.01 | 2.289 | 17:34:09.051 |
| 8 - | 34.899 | 73.7 | 49.397 | 76.5 | 24.799 | 123.1 | 1:49.095 | 80.29 | 4.576 | 17:35:58.146 |
| 9 - | 33.984 | 83.4 | 49.217 | 73.8 | 26.042 | 121.1 | 1:49.243 | 80.18 | 4.724 | 17:37:47.389 |
| 10 - | 33.455 | 101.8 | 46.943 | 75.8 | 25.342 | 126.6 | 1:45.740 | 82.84 | 1.221 | 17:39:33.129 |
| 11 - | 33.137 | 100.6 | 46.951 | 75.8 | 24.431 | 120.2 | 1:44.519 (1) | 83.81 | | 17:41:17.648 |
| 12 - | 33.959 | 94.3 | 46.970 | 76.2 | 24.267 | 128.5 | 1:45.196 | (2) | 0.677 | 17:43:02.844 |
| 13 - | 33.477 | 95.3 | 47.558 | 80.2 | 24.286 | 122.0 | 1:45.321 | (3) | 0.802 | 17:44:48.165 |

Weather / Track : Overcast / Dry

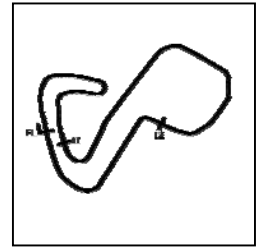
Brands Hatch GP

Circuit Length = 2.4332 miles

Start: 17:20 Flag 17:59 End: 18:06

Bernie's V8's/ CALM All Porsche Trophy

RACE 4 - SECTOR ANALYSIS



SECTOR 1 = FL to I1, SECTOR 2 = I1 to I2, SECTOR 3 = I2 to FL, DIFF = Difference To Personal Best Lap, P = Crossed Finish Line in Pit Lane, D = Time Disallowed

| P38 7 B | | Christian DOUGLAS | | | | | TVR Tuscan | | | |
|---------------------------|---------------|--------------------------|---------------|-------------|---------------|--------------|---------------------|--------------|-------------|---------------------|
| IDEAL LAP TIME : 1:40.968 | | BEST LAP TIME : 1:41.162 | | | | | DIFFERENCE : 0.194 | | | |
| LAP | SECTOR 1 | SECTOR 2 | | SECTOR 3 | | LAP TIME | MPH | DIFF | TIME OF DAY | |
| 1 - | | 99.8 | 47.271 | 77.4 | 24.492 | 126.6 | 1:45.903 | 82.71 | 4.741 | 17:22:42.791 |
| 2 - | 32.701 | 96.9 | 46.147 | 82.0 | 24.185 | 127.5 | 1:43.033 | 85.01 | 1.871 | 17:24:25.824 |
| 3 - | 32.500 | 96.9 | 45.672 | 80.9 | 23.994 | 127.5 | 1:42.166 (2) | 85.74 | 1.004 | 17:26:07.990 |
| 4 - | 32.527 | 97.6 | 45.524 | 84.6 | 24.293 | 128.0 | 1:42.344 | 85.59 | 1.182 | 17:27:50.334 |
| 5 - | 32.399 | 97.8 | 46.179 | 78.1 | 24.259 | 128.0 | 1:42.837 | 85.18 | 1.675 | 17:29:33.171 |
| 6 - | 32.405 | 102.6 | 45.699 | 83.3 | 24.092 | 124.7 | 1:42.196 (3) | 85.71 | 1.034 | 17:31:15.367 |
| 7 - | 32.908 | 100.4 | 46.366 | 81.5 | 24.006 | 128.8 | 1:43.280 | 84.81 | 2.118 | 17:32:58.647 |
| 8 - | 32.254 | 98.1 | 45.193 | 81.9 | 23.715 | 130.5 | 1:41.162 (1) | 86.59 | | 17:34:39.809 |
| 9 - | 32.343 | 94.6 | 47.009 | 83.1 | 24.449 | 128.8 | 1:43.801 | 84.39 | 2.639 | 17:36:23.610 |

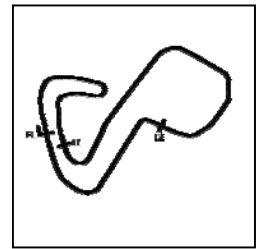
| P39 56 A | | Matt HOLBEN | | | | | TVR Tuscan | | | |
|---------------------------|---------------|--------------------------|---------------|-------------|---------------|--------------|---------------------|--------------|-------------|---------------------|
| IDEAL LAP TIME : 1:40.585 | | BEST LAP TIME : 1:40.585 | | | | | DIFFERENCE : 0.000 | | | |
| LAP | SECTOR 1 | SECTOR 2 | | SECTOR 3 | | LAP TIME | MPH | DIFF | TIME OF DAY | |
| 1 - | | 94.2 | 47.193 | 80.7 | 24.526 | 120.6 | 1:47.770 | 81.28 | 7.185 | 17:22:44.658 |
| 2 - | 33.019 | 96.1 | 46.015 | 87.1 | 24.131 | 126.1 | 1:43.165 | 84.91 | 2.580 | 17:24:27.823 |
| 3 - | 32.365 | 97.3 | 46.066 | 80.5 | 24.045 | 124.9 | 1:42.476 | 85.48 | 1.891 | 17:26:10.299 |
| 4 - | 33.176 | 99.7 | 47.278 | 78.4 | 24.110 | 126.8 | 1:44.564 | 83.77 | 3.979 | 17:27:54.863 |
| 5 - | 32.069 | 102.1 | 47.036 | 80.8 | 24.291 | 125.9 | 1:43.396 | 84.72 | 2.811 | 17:29:38.259 |
| 6 - | 32.038 | 101.2 | 45.566 | 85.7 | 23.985 | 127.0 | 1:41.589 (2) | 86.22 | 1.004 | 17:31:19.848 |
| 7 - | 31.813 | 93.7 | 46.551 | 86.3 | 24.269 | 126.1 | 1:42.633 | 85.35 | 2.048 | 17:33:02.481 |
| 8 - | 31.667 | 101.5 | 45.941 | 85.5 | 24.040 | 128.0 | 1:41.648 (3) | 86.17 | 1.063 | 17:34:44.129 |
| 9 - | 31.580 | 99.2 | 45.028 | 82.6 | 23.977 | 125.6 | 1:40.585 (1) | 87.08 | | 17:36:24.714 |

| P40 27 D | | Martin REYNOLDS | | | | | Ford Escort | | | |
|---------------------------|---------------|--------------------------|---------------|-------------|---------------|--------------|---------------------|--------------|-------------|---------------------|
| IDEAL LAP TIME : 1:47.405 | | BEST LAP TIME : 1:47.888 | | | | | DIFFERENCE : 0.483 | | | |
| LAP | SECTOR 1 | SECTOR 2 | | SECTOR 3 | | LAP TIME | MPH | DIFF | TIME OF DAY | |
| 1 - | | 82.8 | 49.332 | 81.5 | 25.727 | 109.8 | 1:56.726 | 75.04 | 8.838 | 17:22:53.614 |
| 2 - | 35.668 | 87.7 | 49.483 | 77.7 | 25.473 | 117.9 | 1:50.624 | 79.18 | 2.736 | 17:24:44.238 |
| 3 - | 34.028 | 90.3 | 49.268 | 73.5 | 26.735 | 117.9 | 1:50.031 (3) | 79.61 | 2.143 | 17:26:34.269 |
| 4 - | 33.618 | 88.8 | 48.623 | 75.6 | 25.647 | 118.5 | 1:47.888 (1) | 81.19 | | 17:28:22.157 |
| 5 - | 34.588 | 88.7 | 48.792 | 77.2 | 25.976 | 117.3 | 1:49.356 (2) | 80.10 | 1.468 | 17:30:11.513 |
| 6 - | 33.963 | 91.4 | 48.314 | 78.5 | IN PIT | | 4:38.524 P | 31.45 | 2:50.636 | 17:34:50.037 |
| 7 - | OUTLAP | 81.1 | 49.905 | 77.0 | 26.196 | 113.5 | 1:54.401 | 76.57 | 6.513 | 17:36:44.438 |
| 8 - | 35.085 | 84.4 | 51.616 | 74.5 | IN PIT | | 4:00.802 P | 36.37 | 2:12.914 | 17:40:45.240 |
| 9 - | OUTLAP | 84.2 | 48.805 | | 26.326 | | 1:51.642 | 78.46 | 3.754 | 17:42:36.882 |

| P41 88 B | | Keith VAUGHAN WILLIAMS | | | | | TVR Tuscan | | | |
|---------------------------|---------------|-------------------------------|---------------|-------------|---------------|--------------|---------------------|--------------|-------------|---------------------|
| IDEAL LAP TIME : 1:48.206 | | BEST LAP TIME : 1:49.380 | | | | | DIFFERENCE : 1.174 | | | |
| LAP | SECTOR 1 | SECTOR 2 | | SECTOR 3 | | LAP TIME | MPH | DIFF | TIME OF DAY | |
| 1 - | OUTLAP | 76.2 | 53.039 | 69.6 | 26.577 | 116.9 | 2:18.476 | 63.25 | 29.096 | 17:23:15.364 |
| 2 - | 37.531 | 83.3 | 51.970 | 73.9 | 26.852 | 110.3 | 1:56.353 | 75.28 | 6.973 | 17:25:11.717 |
| 3 - | 36.378 | 89.3 | 51.081 | 66.1 | 26.574 | 113.7 | 1:54.033 | 76.81 | 4.653 | 17:27:05.750 |
| 4 - | 36.803 | 87.9 | 49.699 | 71.9 | 26.058 | 112.4 | 1:52.560 | 77.82 | 3.180 | 17:28:58.310 |
| 5 - | 36.317 | 80.9 | 49.500 | 73.5 | 25.327 | 121.7 | 1:51.144 (3) | 78.81 | 1.764 | 17:30:49.454 |
| 6 - | 35.494 | 88.5 | 48.688 | 76.8 | 25.305 | 121.3 | 1:49.487 (2) | 80.00 | 0.107 | 17:32:38.941 |
| 7 - | 34.213 | 94.9 | 49.293 | 77.7 | 25.874 | 111.6 | 1:49.380 (1) | 80.08 | | 17:34:28.321 |
| 8 - | 35.133 | 93.9 | 1:03.023 | 52.3 | IN PIT | | 4:08.859 P | 35.20 | 2:19.479 | 17:38:37.180 |
| 9 - | OUTLAP | 88.4 | 54.911 | 60.5 | IN PIT | | 3:30.630 P | 41.58 | 1:41.250 | 17:42:07.810 |

Bernie's V8's/ CALM All Porsche Trophy

RACE 4 - SECTOR ANALYSIS



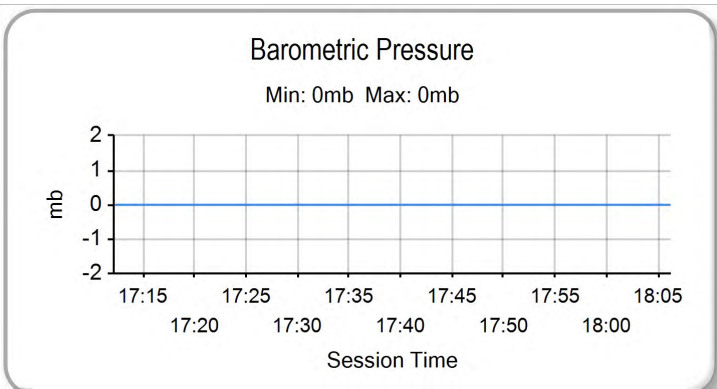
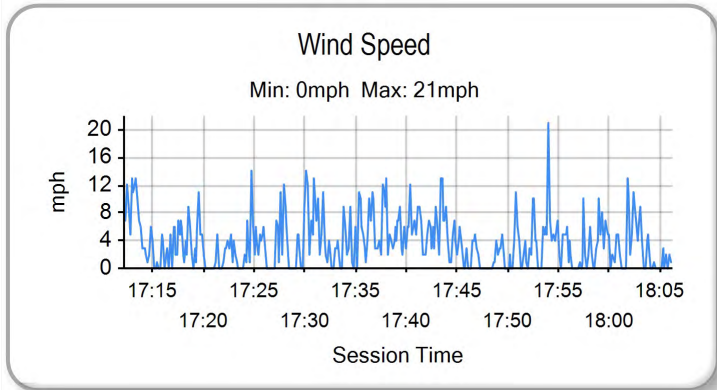
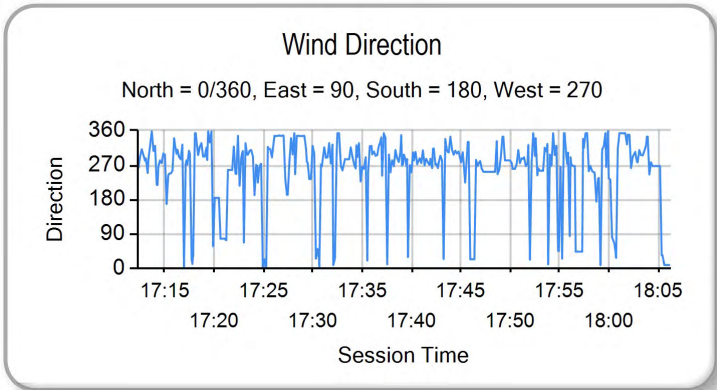
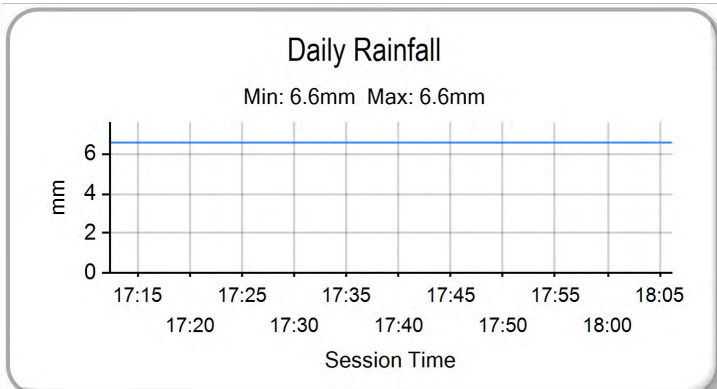
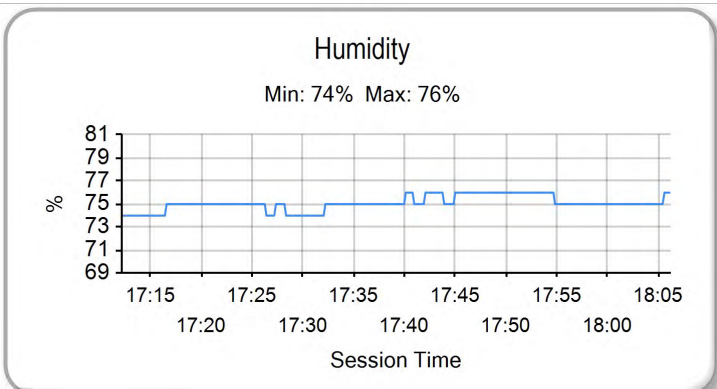
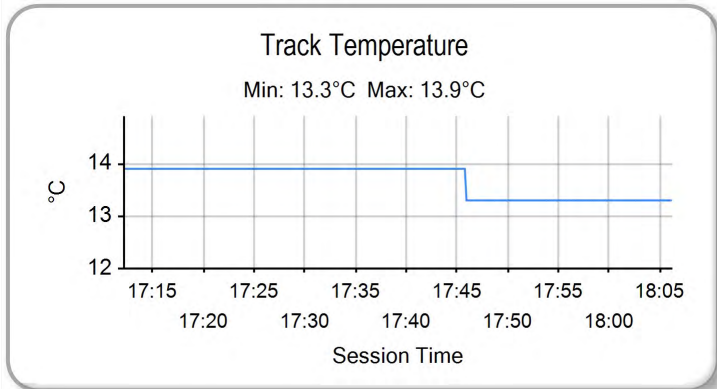
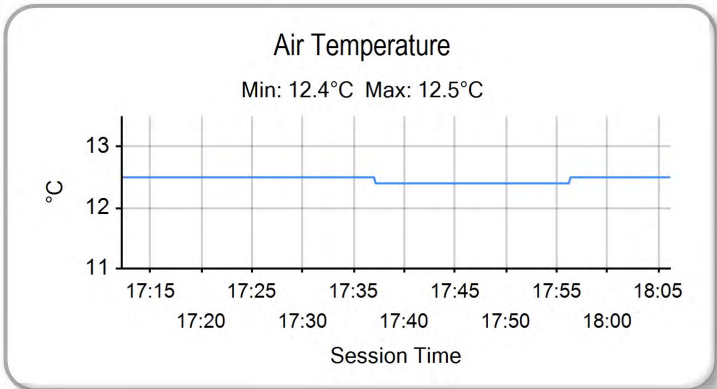
SECTOR 1 = FL to I1, SECTOR 2 = I1 to I2, SECTOR 3 = I2 to FL, DIFF = Difference To Personal Best Lap, P = Crossed Finish Line in Pit Lane, D = Time Disallowed

| P42 120 B | | Rikki CANN | | Aston Martin V8 Vantage | | | | | | |
|---------------------------|---------------|--------------------------|---------------|--------------------------------|---------------|--------------|---------------------|--------------|-------------|---------------------|
| IDEAL LAP TIME : 1:44.400 | | BEST LAP TIME : 1:45.465 | | DIFFERENCE : 1.065 | | | | | | |
| LAP | SECTOR 1 | SECTOR 2 | | SECTOR 3 | | LAP TIME | MPH | DIFF | TIME OF DAY | |
| 1 - | | 92.3 | 48.053 | 79.3 | 24.110 | 126.8 | 1:51.399 | 78.63 | 5.934 | 17:22:48.287 |
| 2 - | 33.417 | 96.1 | 47.371 | 79.6 | 24.677 | 126.6 | 1:45.465 (1) | 83.05 | | 17:24:33.752 |
| 3 - | 34.085 | 96.6 | 47.330 | 76.9 | 25.028 | 113.1 | 1:46.443 | 82.29 | 0.978 | 17:26:20.195 |
| 4 - | 34.664 | 95.0 | 48.024 | 79.1 | 24.556 | 126.8 | 1:47.244 | 81.68 | 1.779 | 17:28:07.439 |
| 5 - | 34.370 | 95.0 | 47.155 | 74.5 | 24.676 | 127.0 | 1:46.201 (3) | 82.48 | 0.736 | 17:29:53.640 |
| 6 - | 34.077 | 96.5 | 46.873 | 79.4 | 24.625 | 127.8 | 1:45.575 (2) | 82.97 | 0.110 | 17:31:39.215 |
| 7 - | 33.676 | 98.3 | 47.981 | 74.2 | 24.676 | 127.8 | 1:46.333 | 82.38 | 0.868 | 17:33:25.548 |

| P43 9 C | | B ROBINSON / T ROBINSON | | Chevrolet Camaro V8 | | | | | | |
|---------------------------|----------|--------------------------------|--------|----------------------------|---------------|--------------|---------------------|--------------|-------------|---------------------|
| IDEAL LAP TIME : 1:45.449 | | BEST LAP TIME : 1:48.358 | | DIFFERENCE : 2.909 | | | | | | |
| LAP | SECTOR 1 | SECTOR 2 | | SECTOR 3 | | LAP TIME | MPH | DIFF | TIME OF DAY | |
| 1 - | | 81.5 | 49.441 | 73.5 | 25.091 | 125.2 | 1:56.733 (2) | 75.04 | 8.375 | 17:22:53.621 |
| 2 - | 36.243 | 90.8 | 47.026 | 69.4 | 25.089 | 117.9 | 1:48.358 (1) | 80.84 | | 17:24:41.979 |

Bernie's V8's/ CALM All Porsche Trophy

RACE 4 - WEATHER CONDITIONS



Weather / Track : Overcast / Dry

Results can be found at www.tsl-timing.com

Brands Hatch GP
 Circuit Length = 2.4332 miles
 Start: 17:20 Flag 17:59 End: 18:06

Printed - 18:16 Saturday, 29 August 2020

Bernie's V8's/ CALM All Porsche Trophy

RACE 4 - STATISTICS

Competitors Started 43
Planned Start 2020-08-29 @ 17:05:00.000
Actual Start 2020-08-29 @ 17:20:56.887
Finish Time 2020-08-29 @ 17:59:19.657
Track Length 2.4332mi.
Total Laps 763
Total Distance Covered 1856.5999mi.

Session Fastest Lap History

| NO | CL | NAME | LAP TIME | TIME OF DAY | LAP | VEHICLE |
|-----|----|---------------------|----------|--------------|-----|--------------------------|
| 7 | B | Christian DOUGLAS | 1:45.903 | 17:22:42.798 | 1 | TVR Tuscan |
| 7 | B | Christian DOUGLAS | 1:43.033 | 17:24:25.831 | 2 | TVR Tuscan |
| 41 | B | Graham WALDEN | 1:42.982 | 17:24:27.401 | 2 | TVR Tuscan Challenge RV8 |
| 39 | A | LIM / JAMES | 1:42.926 | 17:24:33.737 | 2 | RAM SC |
| 7 | B | Christian DOUGLAS | 1:42.166 | 17:26:07.996 | 3 | TVR Tuscan |
| 39 | A | LIM / JAMES | 1:41.988 | 17:26:15.727 | 3 | RAM SC |
| 56 | A | Matt HOLBEN | 1:41.589 | 17:31:19.854 | 6 | TVR Tuscan |
| 98 | A | Alex THISTLETHWAYTE | 1:41.325 | 17:33:15.307 | 7 | Lola T70 Mk1 |
| 7 | B | Christian DOUGLAS | 1:41.162 | 17:34:39.816 | 8 | TVR Tuscan |
| 56 | A | Matt HOLBEN | 1:40.585 | 17:36:24.721 | 9 | TVR Tuscan |
| 571 | A | MOYCE / ELLIS | 1:39.722 | 17:58:56.053 | 17 | TVR Tuscan |

Session Leader History

| NO | CL | NAME | FROM LAP | LAPS LED | DISTANCE | VEHICLE |
|----|-----|-------------------|----------|----------|-------------|--------------------------|
| 7 | B | Christian DOUGLAS | 1 | 9 | 21.89 miles | TVR Tuscan |
| 41 | B | Graham WALDEN | 10 | 3 | 7.29 miles | TVR Tuscan Challenge RV8 |
| 8 | B | Adam CHODOSH | 13 | 2 | 4.86 miles | Chevrolet Corvette |
| 58 | SP1 | Chris BIALAN | 15 | 2 | 4.86 miles | Porsche 944 S2 Turbo |
| 41 | B | Graham WALDEN | 17 | 5 | 12.16 miles | TVR Tuscan Challenge RV8 |

Flag History

| TYPE | TIME OF DAY |
|--------|--------------|
| GREEN | 17:20:56.887 |
| FINISH | 17:59:19.657 |

Flag Statistics

| TYPE | COUNT | TOTAL LAPS | TOTAL TIME |
|------------|-------|------------|------------|
| Green | 1 | 21 | 45:13.227 |
| Red | 0 | 0 | 0.000 |
| Safety Car | 0 | 0 | 0.000 |
| FCY | 0 | 0 | 0.000 |

Bernie's V8's/ CALM All Porsche Trophy

RACE 4 - STATISTICS

CLASS : B

6 Starters

Fastest Lap History

| NO | NAME | LAP TIME | TIME OF DAY | LAP | VEHICLE |
|----|-------------------|----------|--------------|-----|--------------------------|
| 7 | Christian DOUGLAS | 1:45.903 | 17:22:42.798 | 1 | TVR Tuscan |
| 7 | Christian DOUGLAS | 1:43.033 | 17:24:25.831 | 2 | TVR Tuscan |
| 41 | Graham WALDEN | 1:42.982 | 17:24:27.401 | 2 | TVR Tuscan Challenge RV8 |
| 7 | Christian DOUGLAS | 1:42.166 | 17:26:07.996 | 3 | TVR Tuscan |
| 7 | Christian DOUGLAS | 1:41.162 | 17:34:39.816 | 8 | TVR Tuscan |

Leader History

| NO | NAME | FROM LAP | LAPS LED | DISTANCE | VEHICLE |
|----|-------------------|----------|----------|-------------|--------------------------|
| 7 | Christian DOUGLAS | 1 | 9 | 21.89 miles | TVR Tuscan |
| 41 | Graham WALDEN | 10 | 3 | 7.29 miles | TVR Tuscan Challenge RV8 |
| 8 | Adam CHODOSH | 13 | 2 | 4.86 miles | Chevrolet Corvette |
| 41 | Graham WALDEN | 15 | 7 | 17.03 miles | TVR Tuscan Challenge RV8 |

Weather / Track : Overcast / Dry

Results can be found at www.tsl-timing.com

Page 2 of 9

Brands Hatch GP
Circuit Length = 2.4332 miles
Start: 17:20 Flag 17:59 End: 18:06

Printed - 18:15 Saturday, 29 August 2020

Bernie's V8's/ CALM All Porsche Trophy

RACE 4 - STATISTICS

CLASS : C

4 Starters

Fastest Lap History

| NO | NAME | LAP TIME | TIME OF DAY | LAP | VEHICLE |
|----|-------------------------|----------|--------------|-----|---------------------|
| 9 | B ROBINSON / T ROBINSON | 1:56.733 | 17:22:53.621 | 1 | Chevrolet Camaro V8 |
| 9 | B ROBINSON / T ROBINSON | 1:48.358 | 17:24:41.897 | 2 | Chevrolet Camaro V8 |

Leader History

| NO | NAME | FROM LAP | LAPS LED | DISTANCE | VEHICLE |
|-----|-------------------------|----------|----------|-------------|---------------------|
| 9 | B ROBINSON / T ROBINSON | 1 | 2 | 4.86 miles | Chevrolet Camaro V8 |
| 157 | Ben TOVEY | 3 | 18 | 43.79 miles | MGB GT V8 |

Bernie's V8's/ CALM All Porsche Trophy

RACE 4 - STATISTICS

CLASS : A

10 Starters

Fastest Lap History

| NO | NAME | LAP TIME | TIME OF DAY | LAP | VEHICLE |
|-----|---------------------|----------|--------------|-----|--------------|
| 56 | Matt HOLBEN | 1:47.770 | 17:22:44.665 | 1 | TVR Tuscan |
| 56 | Matt HOLBEN | 1:43.165 | 17:24:27.829 | 2 | TVR Tuscan |
| 39 | LIM / JAMES | 1:42.926 | 17:24:33.737 | 2 | RAM SC |
| 56 | Matt HOLBEN | 1:42.476 | 17:26:10.305 | 3 | TVR Tuscan |
| 39 | LIM / JAMES | 1:41.988 | 17:26:15.727 | 3 | RAM SC |
| 56 | Matt HOLBEN | 1:41.589 | 17:31:19.854 | 6 | TVR Tuscan |
| 98 | Alex THISTLETHWAYTE | 1:41.325 | 17:33:15.307 | 7 | Lola T70 Mk1 |
| 56 | Matt HOLBEN | 1:40.585 | 17:36:24.721 | 9 | TVR Tuscan |
| 571 | MOYCE / ELLIS | 1:39.722 | 17:58:56.053 | 17 | TVR Tuscan |

Leader History

| NO | NAME | FROM LAP | LAPS LED | DISTANCE | VEHICLE |
|----|---------------------|----------|----------|-------------|---------------|
| 56 | Matt HOLBEN | 1 | 9 | 21.89 miles | TVR Tuscan |
| 39 | LIM / JAMES | 10 | 3 | 7.29 miles | RAM SC |
| 97 | Andrew KNIGHT | 13 | 1 | 2.43 miles | Pontiac ASCAR |
| 98 | Alex THISTLETHWAYTE | 14 | 7 | 17.03 miles | Lola T70 Mk1 |
| 93 | Russell MCCARTHY | 21 | 1 | 2.43 miles | MGB GT V8 |

Weather / Track : Overcast / Dry

Results can be found at www.tsl-timing.com

Page 4 of 9

Brands Hatch GP
Circuit Length = 2.4332 miles
Start: 17:20 Flag 17:59 End: 18:06

Printed - 18:15 Saturday, 29 August 2020

Bernie's V8's/ CALM All Porsche Trophy

RACE 4 - STATISTICS

CLASS : D

3 Starters

Fastest Lap History

| NO | NAME | LAP TIME | TIME OF DAY | LAP | VEHICLE |
|----|-----------------|-----------------|--------------|-----|-------------|
| 27 | Martin REYNOLDS | 1:56.726 | 17:22:53.620 | 1 | Ford Escort |
| 27 | Martin REYNOLDS | 1:50.624 | 17:24:44.243 | 2 | Ford Escort |
| 27 | Martin REYNOLDS | 1:50.031 | 17:26:34.274 | 3 | Ford Escort |
| 84 | Peter SAMUELS | 1:49.882 | 17:26:42.919 | 3 | MGB GT V8 |
| 27 | Martin REYNOLDS | 1:47.888 | 17:28:22.091 | 4 | Ford Escort |

Leader History

| NO | NAME | FROM LAP | LAPS LED | DISTANCE | VEHICLE |
|----|-----------------|----------|----------|-------------|-------------|
| 27 | Martin REYNOLDS | 1 | 5 | 12.16 miles | Ford Escort |
| 84 | Peter SAMUELS | 6 | 15 | 36.49 miles | MGB GT V8 |

Bernie's V8's/ CALM All Porsche Trophy

RACE 4 - STATISTICS

CLASS : SP1

7 Starters

Fastest Lap History

| NO | NAME | LAP TIME | TIME OF DAY | LAP | VEHICLE |
|----|-------------------|----------|--------------|-----|-------------------|
| 4 | James GUNN-CARTER | 1:49.362 | 17:22:46.170 | 1 | Porsche Boxster S |
| 4 | James GUNN-CARTER | 1:44.125 | 17:24:30.379 | 2 | Porsche Boxster S |
| 43 | Steve CHEETHAM | 1:43.964 | 17:26:22.716 | 3 | Porsche Cayman S |
| 43 | Steve CHEETHAM | 1:43.635 | 17:29:52.416 | 5 | Porsche Cayman S |
| 4 | James GUNN-CARTER | 1:43.159 | 17:33:14.944 | 7 | Porsche Boxster S |

Leader History

| NO | NAME | FROM LAP | LAPS LED | DISTANCE | VEHICLE |
|----|-------------------|----------|----------|-------------|----------------------|
| 4 | James GUNN-CARTER | 1 | 8 | 19.46 miles | Porsche Boxster S |
| 43 | Steve CHEETHAM | 9 | 1 | 2.43 miles | Porsche Cayman S |
| 58 | Chris BIALAN | 10 | 7 | 17.03 miles | Porsche 944 S2 Turbo |
| 43 | Steve CHEETHAM | 17 | 5 | 12.16 miles | Porsche Cayman S |

Bernie's V8's/ CALM All Porsche Trophy

RACE 4 - STATISTICS

CLASS : SP4

6 Starters

Fastest Lap History

| NO | NAME | LAP TIME | TIME OF DAY | LAP | VEHICLE |
|----|-------------|-----------------|--------------|-----|-------------|
| 18 | David JONES | 2:09.474 | 17:23:06.366 | 1 | Porsche 924 |
| 18 | David JONES | 1:54.714 | 17:25:01.079 | 2 | Porsche 924 |
| 15 | Dan GICK | 1:54.657 | 17:25:01.333 | 2 | Porsche 924 |
| 18 | David JONES | 1:53.764 | 17:26:54.843 | 3 | Porsche 924 |
| 15 | Dan GICK | 1:53.703 | 17:28:49.680 | 4 | Porsche 924 |
| 18 | David JONES | 1:52.788 | 17:30:42.048 | 5 | Porsche 924 |

Leader History

| NO | NAME | FROM LAP | LAPS LED | DISTANCE | VEHICLE |
|----|-------------|----------|----------|-------------|-------------|
| 18 | David JONES | 1 | 7 | 17.03 miles | Porsche 924 |
| 15 | Dan GICK | 8 | 1 | 2.43 miles | Porsche 924 |
| 18 | David JONES | 9 | 1 | 2.43 miles | Porsche 924 |
| 11 | John JONES | 10 | 3 | 7.29 miles | Porsche 924 |
| 18 | David JONES | 13 | 7 | 17.03 miles | Porsche 924 |

Bernie's V8's/ CALM All Porsche Trophy

RACE 4 - STATISTICS

CLASS : SPDA

3 Starters

Fastest Lap History

| NO | NAME | LAP TIME | TIME OF DAY | LAP | VEHICLE |
|-----|---------------|-----------------|--------------|-----|-------------------|
| 17 | Leigh BOWDEN | 2:00.739 | 17:22:57.642 | 1 | Porsche Boxster S |
| 17 | Leigh BOWDEN | 1:49.552 | 17:24:47.192 | 2 | Porsche Boxster S |
| 17 | Leigh BOWDEN | 1:48.020 | 17:26:35.216 | 3 | Porsche Boxster S |
| 146 | Garry GOODWIN | 1:47.982 | 17:28:26.919 | 4 | Porsche Boxster S |
| 17 | Leigh BOWDEN | 1:47.256 | 17:32:01.497 | 6 | Porsche Boxster S |
| 146 | Garry GOODWIN | 1:46.821 | 17:32:01.726 | 6 | Porsche Boxster S |
| 146 | Garry GOODWIN | 1:46.420 | 17:56:13.526 | 18 | Porsche Boxster S |
| 17 | Leigh BOWDEN | 1:46.301 | 17:56:13.983 | 18 | Porsche Boxster S |
| 146 | Garry GOODWIN | 1:46.007 | 17:57:59.532 | 19 | Porsche Boxster S |

Leader History

| NO | NAME | FROM LAP | LAPS LED | DISTANCE | VEHICLE |
|-----|-------------------|----------|----------|-------------|-------------------|
| 17 | Leigh BOWDEN | 1 | 6 | 14.59 miles | Porsche Boxster S |
| 146 | Garry GOODWIN | 7 | 1 | 2.43 miles | Porsche Boxster S |
| 17 | Leigh BOWDEN | 8 | 1 | 2.43 miles | Porsche Boxster S |
| 28 | KENNEALLY / BAKER | 9 | 1 | 2.43 miles | Porsche Boxster |
| 146 | Garry GOODWIN | 10 | 4 | 9.73 miles | Porsche Boxster S |
| 17 | Leigh BOWDEN | 14 | 2 | 4.86 miles | Porsche Boxster S |
| 146 | Garry GOODWIN | 16 | 5 | 12.16 miles | Porsche Boxster S |

Weather / Track : Overcast / Dry

Results can be found at www.tsl-timing.com

Page 8 of 9

Brands Hatch GP
Circuit Length = 2.4332 miles
Start: 17:20 Flag 17:59 End: 18:06

Printed - 18:15 Saturday, 29 August 2020

Bernie's V8's/ CALM All Porsche Trophy

RACE 4 - STATISTICS

CLASS : SP2

4 Starters

Fastest Lap History

| NO | NAME | LAP TIME | TIME OF DAY | LAP | VEHICLE |
|----|---------------|----------|--------------|-----|-------------------|
| 35 | Ben DEMETRIOU | 1:49.210 | 17:22:46.111 | 1 | Porsche Boxster S |
| 35 | Ben DEMETRIOU | 1:46.873 | 17:24:32.984 | 2 | Porsche Boxster S |
| 35 | Ben DEMETRIOU | 1:45.653 | 17:28:05.553 | 4 | Porsche Boxster S |
| 35 | Ben DEMETRIOU | 1:45.575 | 17:43:13.524 | 11 | Porsche Boxster S |
| 35 | Ben DEMETRIOU | 1:45.204 | 17:52:08.705 | 16 | Porsche Boxster S |

Leader History

| NO | NAME | FROM LAP | LAPS LED | DISTANCE | VEHICLE |
|-----|-----------------|----------|----------|-------------|-------------------|
| 35 | Ben DEMETRIOU | 1 | 8 | 19.46 miles | Porsche Boxster S |
| 135 | Johnathan EVANS | 9 | 1 | 2.43 miles | Porsche 968 |
| 30 | Clayton SAMPSON | 10 | 1 | 2.43 miles | Porsche 968 Sport |
| 135 | Johnathan EVANS | 11 | 7 | 17.03 miles | Porsche 968 |
| 35 | Ben DEMETRIOU | 18 | 1 | 2.43 miles | Porsche Boxster S |
| 135 | Johnathan EVANS | 19 | 1 | 2.43 miles | Porsche 968 |
| 35 | Ben DEMETRIOU | 20 | 2 | 4.86 miles | Porsche Boxster S |

Weather / Track : Overcast / Dry

Results can be found at www.tsl-timing.com

Page 9 of 9

Brands Hatch GP
Circuit Length = 2.4332 miles
Start: 17:20 Flag 17:59 End: 18:06

Printed - 18:15 Saturday, 29 August 2020