

P4



Historic 500cc F3

PI	No	CI	Name	Car	Laps	Time on Lap	Behind	MPH	
1	65	P2	Richard DE LA ROCHE	Smith	11	1:17.56	11	56.07	
2	13	P3	Simon FROST	Cooper Mk13	10	1:18.18	10	0.62	55.63
3	6	P3	Darrell WOODS	Cooper MkXII	11	1:18.59	10	1.03	55.34
4	90	P3	Ian PHILLIPS	Cooper MkX	10	1:20.01	10	2.45	54.35
5	92	P3	Neil HODGES	Cooper MkVIII	10	1:20.93	7	3.37	53.74
6	59	P2	Xavier KINGSLAND	Staride Mk3	10	1:21.93	8	4.37	53.08
7	7	P3	Nigel CHALLIS	Cooper Mk8	10	1:24.56	10	7.00	51.43
8	89	P1	Shirley MONRO	Cooper Mk4	9	1:29.21	9	11.65	48.75
9	51	P1	Alan CROFT	JP Mk1	9	1:30.24	9	12.68	48.19

Not-Seen

19 P3 J B JONES Cooper Mk9

Weather / Track: Cloudy / Wet

Start Time : 10:17

Brands Hatch Indy

26 Apr 14 10:36

Clerk of Course :	Time Issued :	Chief Timekeeper : Terry Stevens
-------------------	---------------	----------------------------------

THESE RESULTS REMAIN PROVISIONAL FOR A MINIMUM OF 30 MINUTES FROM THE TIME OF ISSUE AND UNTIL ALL JUDICIAL AND TECHNICAL MATTERS HAVE BEEN SETTLED.

Results produced on HS Sports Timing and Results Systems. Results online at www.750MC.co.uk

Historic 500cc F3

LAP TIMES - P4

6 Darrell WOODS

Lap	1	2	3	4	5	6	7	8	9	10
1	1:30.28	1:24.84	1:22.97	1:21.12	1:19.55	1:18.75	1:20.87	1:19.44	1:19.52	1:18.59
11	1:18.84									

7 Nigel CHALLIS

Lap	1	2	3	4	5	6	7	8	9	10
1	1:36.50	1:30.37	1:30.52	1:24.64	1:26.13	1:25.10	1:26.18	1:24.63	1:25.39	1:24.56

13 Simon FROST

Lap	1	2	3	4	5	6	7	8	9	10
1	1:32.77	1:25.19	1:23.14	1:23.15	1:21.20	1:20.38	1:20.20	1:18.69	1:19.31	1:18.18

51 Alan CROFT

Lap	1	2	3	4	5	6	7	8	9	10
1	1:48.36	1:36.71	1:37.20	1:32.01	1:32.63	1:33.83	1:32.10	1:31.57	1:30.24	

59 Xavier KINGSLAND

Lap	1	2	3	4	5	6	7	8	9	10
1	1:33.35	1:29.02	1:29.05	1:24.81	1:24.61	1:22.70	1:24.16	1:21.93	1:22.06	1:23.39

65 Richard DE LA ROCHE

Lap	1	2	3	4	5	6	7	8	9	10
1	1:29.59	1:37.04	1:25.82	1:19.01	1:19.43	1:17.97	1:18.37	1:21.69	1:18.20	1:17.70
11	1:17.56									

89 Shirley MONRO


Lap	1	2	3	4	5	6	7	8	9	10
1	1:48.13	1:37.07	1:33.57	1:29.61	1:34.52	1:31.32	1:34.81	1:31.83	1:29.21	

90 Ian PHILLIPS


Lap	1	2	3	4	5	6	7	8	9	10
1	1:33.22	1:28.34	1:23.76	1:22.81	1:21.60	1:21.68	1:23.47	1:26.02	1:20.54	1:20.01

92 Neil HODGES

Lap	1	2	3	4	5	6	7	8	9	10
1	1:33.02	1:27.62	1:35.56	1:24.43	1:23.08	1:21.97	1:20.93	1:21.82	1:22.22	1:21.47



RACE GRID



Historic 500cc F3

Race 6

ROW 6



ROW 5



ROW 4



ROW 3




ROW 2



ROW 1



POLE





Provisional Results - Race 6

Historic 500cc F3

PI	No	Cl	Name	Car	Laps	Time	Behind	MPH	Best Lap on	MPH
1	6	P3	Darrell WOODS	Cooper MkXII	13	14:01.71		67.17	1:03.49	8 68.50
2	13	P3	Simon FROST	Cooper Mk13	13	14:05.11	3.40	66.90	1:03.72	11 68.25
3	90	P3	Ian PHILLIPS	Cooper MkX	13	14:07.18	5.47	66.73	1:03.63	7 68.35
4	59	P2	Xavier KINGSLAND	Staride Mk3	13	14:13.96	12.25	66.20	1:04.50	8 67.42
5	65	P2	Richard DE LA ROCHE	Smith	13	14:20.09	18.38	65.73	1:05.03	9 66.87
6	92	P3	Neil HODGES	Cooper MkVIII	13	15:08.19	1:06.48	62.25	1:07.73	4 64.21
7	7	P3	Nigel CHALLIS	Cooper Mk8	12	14:27.37	1 Lap	60.17	1:07.75	8 64.19
8	19	P3	J B JONES	Cooper Mk9	12	14:59.94	1 Lap	57.99	1:07.38	6 64.54
9	89	P1	Shirley MONRO	Cooper Mk4	12	15:01.22	1 Lap	57.91	1:10.03	12 62.10
10	51	P1	Alan CROFT	JP Mk1	10	14:15.58	3 Laps	50.83	1:23.32	9 52.19

Fastest Lap

6	P3	Darrell WOODS	Cooper MkXII	1:03.49	8 68.50
59	P2	Xavier KINGSLAND	Staride Mk3	1:04.50	8 67.42
89	P1	Shirley MONRO	Cooper Mk4	1:10.03	12 62.10

Weather / Track:

Start Time : 15:35

Brands Hatch Indy

26 Apr 14 15:52

Clerk of Course :	Time Issued :	Chief Timekeeper : Terry Stevens
-------------------	---------------	----------------------------------

THESE RESULTS REMAIN PROVISIONAL FOR A MINIMUM OF 30 MINUTES FROM THE TIME OF ISSUE AND UNTIL ALL JUDICIAL AND TECHNICAL MATTERS HAVE BEEN SETTLED.

Lap Chart

Historic 500cc F3 - Race 6

Lap 1		Lap 2		Lap 3		Lap 4		Lap 5		Lap 6		Lap 7		Lap 8		Lap 9		Lap 10	
No	Time	No	Time	No	Time	No	Time	No	Time	No	Time	No	Time	No	Time	No	Time	No	Time
6	1:10.54	6	2:15.33	6	3:19.90	6	4:24.58	6	5:29.27	6	6:35.29	6	7:38.84	6	8:42.33	6	9:45.92	6	10:49.43
65	1:10.88	65	2:16.91	65	3:22.30	51	4:24.72 *1	13	5:32.39	13	6:37.25	13	7:41.12	19	8:42.55 *1	13	9:49.18	13	10:52.99
13	1:12.13	13	2:17.84	13	3:22.51	13	4:27.63	90	5:32.91	90	6:38.21	90	7:41.84	7	8:44.67 *1	90	9:51.23	90	10:55.00
90	1:13.68	90	2:18.57	90	3:23.13	90	4:28.84	65	5:34.91	89	6:39.04 *1	59	7:44.97	13	8:45.13	7	9:52.42 *1	59	10:59.10
59	1:13.88	59	2:20.21	59	3:24.97	65	4:28.89	59	5:34.96	59	6:40.18	65	7:46.45	90	8:45.64	19	9:53.69 *1	7	11:00.24 *1
92	1:24.20	92	2:32.23	92	3:40.57	59	4:30.15	51	5:49.63 *1	65	6:40.97	89	7:51.21 *1	59	8:49.47	59	9:54.26	65	11:02.64
51	1:36.74	7	2:58.58	19	4:08.39	92	4:48.30	92	5:56.38	92	7:05.30	92	8:13.58	65	8:52.16	65	9:57.19	19	11:11.46 *1
7	1:43.05	89	2:58.95	7	4:09.35	19	5:17.85	19	6:26.68	51	7:13.69 *1	51	8:37.55 *1	89	9:04.17 *1	51	10:04.94 *2	89	11:27.50 *1
89	1:43.76	19	2:59.28	89	4:11.64	7	5:19.16	7	6:27.60	19	7:34.06	19	8:37.55 *1	92	9:22.44	89	10:16.20 *1	51	11:28.33 *2
19	1:44.30	51	3:00.47			89	5:24.40			7	7:35.99			92	10:31.09	92	11:39.44		

Lap Chart

Historic 500cc F3 - Race 6

Lap 11		Lap 12		Lap 13		Lap 14		Lap 15		Lap 16		Lap 17		Lap 18		Lap 19		Lap 20	
No	Time	No	Time	No	Time	No	Time	No	Time	No	Time	No	Time	No	Time	No	Time	No	Time
6	11:53.32	6	12:57.38	6	14:01.71														
13	11:56.71	13	13:00.43	13	14:05.11														
90	11:58.65	90	13:02.55	90	14:07.18														
59	12:03.78	59	13:08.64	59	14:13.96														
65	12:08.76	65	13:14.06	51	14:15.58 *3														
7	12:09.10 *1	7	13:17.98 *1	65	14:20.09														
19	12:27.04 *1	19	13:43.24 *1	7	14:27.37 *1														
89	12:39.62 *1	89	13:51.19 *1	19	14:59.94 *1														
92	12:48.76	92	13:58.98	89	15:01.22 *1														
51	12:51.65 *2			92	15:08.19														

Historic 500cc F3

LAP TIMES - Race 6

6 Darrell WOODS

Lap	1	2	3	4	5	6	7	8	9	10
1	1:08.91	1:04.79	1:04.57	1:04.68	1:04.69	1:06.02	1:03.55	1:03.49	1:03.59	1:03.51
11	1:03.89	1:04.06	1:04.33							

7 Nigel CHALLIS

Lap	1	2	3	4	5	6	7	8	9	10
1	1:23.51	1:15.53	1:10.77	1:09.81	1:08.44	1:08.39	1:08.68	1:07.75	1:07.82	1:08.86
11	1:08.88	1:09.39								

13 Simon FROST

Lap	1	2	3	4	5	6	7	8	9	10
1	1:11.59	1:05.71	1:04.67	1:05.12	1:04.76	1:04.86	1:03.87	1:04.01	1:04.05	1:03.81
11	1:03.72	1:03.72	1:04.68							

19 J B JONES

Lap	1	2	3	4	5	6	7	8	9	10
1	1:24.28	1:14.98	1:09.11	1:09.46	1:08.83	1:07.38	1:08.49	1:11.14	1:17.77	1:15.58
11	1:16.20	1:16.70								

51 Alan CROFT

Lap	1	2	3	4	5	6	7	8	9	10
1	1:29.93	1:23.73	1:24.25	1:24.91	1:24.06	1:23.86	1:27.39	1:23.39	1:23.32	1:23.93

59 Xavier KINGSLAND

Lap	1	2	3	4	5	6	7	8	9	10
1	1:10.48	1:06.33	1:04.76	1:05.18	1:04.81	1:05.22	1:04.79	1:04.50	1:04.79	1:04.84
11	1:04.68	1:04.86	1:05.32							

65 Richard DE LA ROCHE

Lap	1	2	3	4	5	6	7	8	9	10
1	1:10.31	1:06.03	1:05.39	1:06.59	1:06.02	1:06.06	1:05.48	1:05.71	1:05.03	1:05.45
11	1:06.12	1:05.30	1:06.03							

89 Shirley MONRO

Lap	1	2	3	4	5	6	7	8	9	10
1	1:18.40	1:15.19	1:12.69	1:12.76	1:14.64	1:12.17	1:12.96	1:12.03	1:11.30	1:12.12
11	1:11.57	1:10.03								

90 Ian PHILLIPS

Lap	1	2	3	4	5	6	7	8	9	10
1	1:11.33	1:04.89	1:04.56	1:05.71	1:04.07	1:05.30	1:03.63	1:03.80	1:05.59	1:03.77
11	1:03.65	1:03.90	1:04.63							

92 Neil HODGES

Lap	1	2	3	4	5	6	7	8	9	10
1	1:21.19	1:08.03	1:08.34	1:07.73	1:08.08	1:08.92	1:08.28	1:08.86	1:08.65	1:08.35
11	1:09.32	1:10.22	1:09.21							