



P5 - Provisional Qualifying Times for Races 3/8 & 5/10

Demon Tweeks / Yokohama Stock Hatch & Classic Stock Hatch Championships

PI	No	CI	Name	Car	Laps	Time on Lap	Behind	MPH	
1	54		Tom BELL	Citroen Saxo VTR	14	54.60	12	89.01	
2	7	RC	Matt FINCHAM	Renault Clio Sport 182	13	54.85	13	0.25	88.61
3	53		Rob DRAKE	Citroen Saxo VTR	14	55.41	5	0.81	87.71
4	58		Shayne DEEGAN	Citroen Saxo VTR	14	55.42	11	0.82	87.69
5	9		Paul JARVIS	Citroen Saxo VTR	13	55.49	12	0.89	87.58
6	28		Andrew TIBBS	Citroen Saxo VTR	14	55.52	13	0.92	87.54
7	48		Lee DEEGAN	Citroen Saxo VTR	14	55.55	11	0.95	87.49
8	86		Jake FARNDON	Citroen Saxo VTR	13	55.64	11	1.04	87.35
9	71		Pip HAMMOND	Citroen Saxo VTR	14	55.67	7	1.07	87.30
10	42		Lee SCOTT	Ford Fiesta XR2i	14	55.82	8	1.22	87.07
11	8		Patrick FLETCHER	Citroen Saxo VTR	14	55.85	13	1.25	87.02
12	63		Philip WRIGHT	Citroen Saxo VTR	14	56.02	13	1.42	86.75
13	77		Andrew HARDING	Citroen Saxo VTR	13	56.06	11	1.46	86.69
14	12		Steven POWLESLAND	Citroen Saxo VTR	13	56.11	13	1.51	86.62
15	6		Andy PHILPOTTS	Ford Fiesta XR2i	13	56.20	9	1.60	86.48
16	81		Nathan SAUNDERS	Citroen Saxo VTR	13	56.32	6	1.72	86.29
17	57		Imran KHAN	Ford Fiesta XR2	13	56.32	13	1.72	86.29
18	76		Mark ARMSTRONG	Citroen Saxo VTR	13	56.33	13	1.73	86.28
19	95		Matt ELLIS	Citroen Saxo VTR	12	56.43	10	1.83	86.12
20	88		Martin CAYZER	Ford Fiesta XR2i	14	56.67	14	2.07	85.76
21	59		Daniel GIBSON	Ford Fiesta XR2	13	56.95	13	2.35	85.34
22	44		Nick THORNTON-JONES	Citroen Saxo VTR	13	56.96	12	2.36	85.32
23	2		Matt ROZIER	Peugeot 205 GTi	12	57.13	5	2.53	85.07
24	90		Martyn FOWDREY	Ford Fiesta XR2	13	57.15	12	2.55	85.04
25	39		Harry CAMPEY	Citroen Saxo VTR	13	57.36	12	2.76	84.73
26	32		Mervyn BECKETT	Vauxhall Nova GTE	13	57.64	7	3.04	84.32
27	22		Ryan LOWRY	Ford Fiesta XR2i	12	57.92	5	3.32	83.91
28	79		Andrew LIGHTSTEAD	Ford Fiesta XR2	12	58.68	9	4.08	82.82
29	83		James HAYDEN	Citroen Saxo VTR	13	59.14	13	4.54	82.18
30	41		Alan DULY	Ford Fiesta XR2i	12	59.19	12	4.59	82.11
31	34		Ben WARD	Ford Fiesta XR2	12	59.46	11	4.86	81.74
32	7		Derek ROZIER	Peugeot 205 GTi	4	59.89	4	5.29	81.15
33	23		Oliver THODAY	Ford Fiesta XR2	12	1:00.24	12	5.64	80.68
34	10		Terry ROUGHTON	Citroen Saxo VTR	7	1:01.75	5	7.15	78.70
35	44		Richard PENNICK	Ford Fiesta XR2i	11	1:02.92	11	8.32	77.24

Not-Seen

46 Geoff BLUFF Citroen Saxo VTR

Weather / Track:

Start Time : 11:14

Mallory Park

01 Apr 13 11:27

Clerk of Course :	Time Issued :	Chief Timekeeper : Terry Stevens
-------------------	---------------	----------------------------------

THESE RESULTS REMAIN PROVISIONAL FOR A MINIMUM OF 30 MINUTES FROM THE TIME OF ISSUE AND UNTIL ALL JUDICIAL AND TECHNICAL MATTERS HAVE BEEN SETTLED.

Results produced on HS Sports Timing and Results Systems. Results online at www.750MC.co.uk

n Tweeks / Yokohama Stock Hatch & Classic Stock Hatch Champion

LAP TIMES - P5 - Provisional Qualifying Times for Races 3/8 & 5/10

2 Matt ROZIER

Lap	1	2	3	4	5	6	7	8	9	10
1	2:46.61	1:00.00	59.23	57.29	57.13	57.73	57.36	58.39	58.00	59.47
11	58.31	57.31								

6 Andy PHILPOTTS

Lap	1	2	3	4	5	6	7	8	9	10
1	2:15.58	58.76	1:01.27	56.61	57.85	56.72	57.24	56.42	56.20	58.91
11	57.82	56.36	56.50							

7 Derek ROZIER

Lap	1	2	3	4	5	6	7	8	9	10
1	2:02.23	1:00.53	1:42.97	59.89						

7 Matt FINCHAM

Lap	1	2	3	4	5	6	7	8	9	10
1	2:12.75	55.81	56.01	55.29	55.91	56.14	55.91	55.25	55.14	54.97
11	55.52	55.38	54.85							

8 Patrick FLETCHER

Lap	1	2	3	4	5	6	7	8	9	10
1	1:33.84	57.84	56.08	1:01.08	56.07	56.30	56.30	56.15	1:00.75	56.89
11	56.19	56.10	55.85	55.89						

9 Paul JARVIS

Lap	1	2	3	4	5	6	7	8	9	10
1	2:00.33	59.96	56.86	56.25	58.27	59.36	57.43	56.38	55.83	55.69
11	55.80	55.49	56.41							

10 Terry ROUGHTON

Lap	1	2	3	4	5	6	7	8	9	10
1	1:39.62	1:06.83	1:02.09	1:03.44	1:01.75	1:04.79	1:05.95			

12 Steven POWLESLAND

Lap	1	2	3	4	5	6	7	8	9	10
1	2:21.47	59.71	59.03	56.94	56.95	57.11	56.42	1:00.21	57.22	56.96
11	56.56	56.54	56.11							

22 Ryan LOWRY

Lap	1	2	3	4	5	6	7	8	9	10
1	2:20.91	1:04.70	1:01.48	59.29	57.92	58.56	1:02.53	1:01.50	1:00.04	1:00.72
11	58.50	58.66								

23 Oliver THODAY

Lap	1	2	3	4	5	6	7	8	9	10
1	2:20.57	1:08.82	1:09.39	1:03.50	1:03.27	1:03.58	1:02.88	1:00.89	1:01.32	1:01.04
11	1:00.88	1:00.24								

28	Andrew TIBBS									
Lap	1	2	3	4	5	6	7	8	9	10
1	1:35.75	1:01.29	57.72	59.58	56.06	55.79	55.81	55.70	55.70	57.17
11	55.69	55.65	55.52	55.55						
32	Mervyn BECKETT									
Lap	1	2	3	4	5	6	7	8	9	10
1	2:18.05	1:01.84	1:01.84	58.68	58.55	59.08	57.64	59.13	58.89	57.85
11	1:00.08	57.83	59.79							
34	Ben WARD									
Lap	1	2	3	4	5	6	7	8	9	10
1	2:41.50	1:06.66	1:04.51	1:03.20	1:01.02	1:06.37	1:01.20	1:01.69	1:01.68	1:00.70
11	59.46	1:02.30								
39	Harry CAMPEY									
Lap	1	2	3	4	5	6	7	8	9	10
1	1:58.10	1:06.13	1:02.64	1:02.61	1:01.22	57.66	57.49	1:00.64	57.89	58.41
11	1:10.38	57.36	58.14							
41	Alan DULY									
Lap	1	2	3	4	5	6	7	8	9	10
1	2:32.38	1:04.08	1:10.59	1:03.53	1:04.00	1:02.24	1:02.01	1:00.40	59.82	59.63
11	59.37	59.19								
42	Lee SCOTT									
Lap	1	2	3	4	5	6	7	8	9	10
1	1:26.69	59.05	57.93	57.32	56.46	56.24	56.81	55.82	58.01	56.26
11	56.02	55.93	56.12	55.84						
44	Richard PENNICK									
Lap	1	2	3	4	5	6	7	8	9	10
1	2:15.43	1:10.37	1:14.93	1:06.82	1:08.63	1:07.14	1:08.90	1:06.31	1:06.45	1:04.42
11	1:02.92									
44	Nick THORNTON-JONES									
Lap	1	2	3	4	5	6	7	8	9	10
1	1:40.31	1:03.95	58.87	59.83	1:01.54	58.16	57.59	57.41	57.43	57.18
11	57.69	56.96	58.55							
48	Lee DEEGAN									
Lap	1	2	3	4	5	6	7	8	9	10
1	1:24.93	56.56	56.51	56.90	56.01	58.40	56.28	56.17	55.81	55.64
11	55.55	1:08.51	56.57	55.80						
53	Rob DRAKE									
Lap	1	2	3	4	5	6	7	8	9	10
1	1:23.94	56.78	56.42	57.10	55.41	56.15	56.57	56.32	56.28	55.72
11	55.67	55.48	56.25	55.59						
54	Tom BELL									
Lap	1	2	3	4	5	6	7	8	9	10
1	1:23.51	56.18	54.94	57.13	55.04	54.96	55.01	55.47	55.21	56.99
11	54.84	54.60	55.34	55.00						

57	Imran KHAN									
Lap	1	2	3	4	5	6	7	8	9	10
1	1:58.95	1:03.38	57.97	57.19	56.89	57.58	57.48	56.64	56.64	56.44
11	56.95	56.74	56.32							
58	Shayne DEEGAN									
Lap	1	2	3	4	5	6	7	8	9	10
1	1:25.29	56.54	56.48	58.48	55.46	56.29	55.58	56.15	55.73	55.51
11	55.42	55.51	55.55	55.53						
59	Daniel GIBSON									
Lap	1	2	3	4	5	6	7	8	9	10
1	2:33.55	1:01.58	1:01.19	57.69	57.33	57.61	57.45	57.94	57.28	59.94
11	57.49	57.65	56.95							
63	Philip WRIGHT									
Lap	1	2	3	4	5	6	7	8	9	10
1	1:41.50	1:02.66	58.26	58.42	57.39	56.52	56.81	56.42	58.37	56.32
11	57.15	56.32	56.02	57.23						
71	Pip HAMMOND									
Lap	1	2	3	4	5	6	7	8	9	10
1	1:37.03	1:01.03	57.68	59.72	56.12	56.18	55.67	56.44	55.74	56.89
11	56.38	56.87	56.05	55.69						
76	Mark ARMSTRONG									
Lap	1	2	3	4	5	6	7	8	9	10
1	2:14.64	57.23	1:02.10	56.60	57.76	58.02	57.06	56.37	56.47	56.73
11	56.48	56.87	56.33							
77	Andrew HARDING									
Lap	1	2	3	4	5	6	7	8	9	10
1	1:59.93	1:01.86	56.77	57.18	57.00	57.95	57.02	57.70	56.10	56.09
11	56.06	56.90	56.84							
79	Andrew LIGHTSTEAD									
Lap	1	2	3	4	5	6	7	8	9	10
1	2:44.08	1:02.45	1:02.40	1:00.52	1:00.77	1:00.21	59.46	58.93	58.68	59.95
11	58.91	58.70								
81	Nathan SAUNDERS									
Lap	1	2	3	4	5	6	7	8	9	10
1	1:35.36	1:06.52	58.28	1:02.26	59.65	56.32	57.46	56.74	56.84	56.51
11	1:00.00	58.08	57.26							
83	James HAYDEN									
Lap	1	2	3	4	5	6	7	8	9	10
1	1:52.47	1:03.41	1:01.22	1:01.77	1:00.77	1:00.51	1:04.84	1:06.05	59.69	1:00.74
11	1:01.68	1:00.24	59.14							
86	Jake FARDON									
Lap	1	2	3	4	5	6	7	8	9	10
1	1:33.22	57.72	56.42	1:19.99	1:14.97	55.79	56.93	55.87	55.98	55.88
11	55.64	55.64	55.87							

88 Martin CAYZER


Lap	1	2	3	4	5	6	7	8	9	10
1	1:27.95	59.59	58.17	58.79	57.50	56.83	56.74	56.90	58.60	57.96
11	57.65	58.66	57.92	56.67						

90 Martyn FOWDREY


Lap	1	2	3	4	5	6	7	8	9	10
1	2:32.60	1:00.00	1:03.89	58.15	57.58	57.62	57.34	57.91	57.85	57.63
11	57.60	57.15	57.37							

95 Matt ELLIS

Lap	1	2	3	4	5	6	7	8	9	10
1	1:42.77	1:01.89	59.51	1:00.30	58.26	57.76	2:47.00	57.41	57.82	56.43
11	56.75	56.66								



RACE GRID



Demon Tweeks / Yokohama Classic Stock Hatch Championship

Race 5

ROW 10					
		19		20	
ROW 9	18 01:08.230 Michael WILLIAMSON				
	17		18		
ROW 8		39 01:00.370 Charles BRIGGS		44 01:02.920 Richard PENNICK	
		15		16	
ROW 7	7 00:59.890 Derek ROZIER		23 01:00.240 Oliver THODAY		
	13		14		
ROW 6		41 00:59.190 Alan DULY		34 00:59.460 Ben WARD	
		11		12	
ROW 5	22 00:57.920 Ryan LOWRY		79 00:58.680 Andrew LIGHTSTEAD		
	9		10		
ROW 4		90 00:57.150 Martyn FOWDREY		32 00:57.640 Mervyn BECKETT	
		7		8	
ROW 3	59 00:56.950 Daniel GIBSON		2 00:57.130 Matt ROZIER		
	5		6		
ROW 2		57 00:56.320 Imran KHAN		88 00:56.670 Martin CAYZER	
		3		4	
ROW 1	42 00:55.820 Lee SCOTT		6 00:56.200 Andy PHILPOTTS		
	1		2		
	POLE				



Provisional Results - Race 5

Demon Tweeks / Yokohama Classic Stock Hatch Championship

Pl	No	Cl	Name	Car	Laps	Time	Behind	MPH	Best Lap on	MPH
1	42		Lee SCOTT	Ford Fiesta XR2i	15	14:14.96		85.27	55.74	5 87.19
2	6		Andy PHILPOTTS	Ford Fiesta XR2i	15	14:20.73	5.77	84.70	56.36	5 86.23
3	57		Imran KHAN	Ford Fiesta XR2	15	14:22.65	7.69	84.51	56.04	7 86.72
4	88		Martin CAYZER	Ford Fiesta XR2i	15	14:23.70	8.74	84.40	56.17	14 86.52
5	90		Martyn FOWDREY	Ford Fiesta XR2	15	14:25.39	10.43	84.24	56.26	7 86.38
6	59		Daniel GIBSON	Ford Fiesta XR2	15	14:28.48	13.52	83.94	56.65	6 85.79
7	22		Ryan LOWRY	Ford Fiesta XR2i	15	14:40.42	25.46	82.80	57.32	12 84.79
8	2		Matt ROZIER	Peugeot 205 GTi	15	14:41.02	26.06	82.75	56.86	10 85.47
9	79		Andrew LIGHTSTEAD	Ford Fiesta XR2	15	14:51.86	36.90	81.74	57.85	7 84.01
10	34		Ben WARD	Ford Fiesta XR2	15	15:04.12	49.16	80.63	58.55	10 83.01
11	39		Charles BRIGGS	Peugeot 205 GTi	15	15:13.16	58.20	79.83	58.57	11 82.98
12	41		Alan DULY	Ford Fiesta XR2i	14	14:19.55	1 Lap	79.16	58.81	4 82.64
13	18		Michael WILLIAMSON	Ford Fiesta XR2	14	14:29.56	1 Lap	78.25	58.98	13 82.40
14	23		Oliver THODAY	Ford Fiesta XR2	14	14:33.73	1 Lap	77.87	59.05	12 82.30
15	44		Richard PENNICK	Ford Fiesta XR2i	14	14:53.61	1 Lap	76.14	1:01.48	10 79.05
<u>Not-Classified</u>										
	32		Mervyn BECKETT	Vauxhall Nova GTE	12	11:58.48	DNF	81.17	57.07	7 85.16
<u>Non-Starters</u>										
	7		Derek ROZIER	Peugeot 205 GTi						
<u>Fastest Lap</u>										
	42		Lee SCOTT	Ford Fiesta XR2i					55.74	5 87.19

Weather / Track: Cloudy / Dry

Start Time : 14:14

Mallory Park

01 Apr 13 14:31

Clerk of Course :	Time Issued :	Chief Timekeeper : Terry Stevens
-------------------	---------------	----------------------------------

THESE RESULTS REMAIN PROVISIONAL FOR A MINIMUM OF 30 MINUTES FROM THE TIME OF ISSUE AND UNTIL ALL JUDICIAL AND TECHNICAL MATTERS HAVE BEEN SETTLED.

Results produced on HS Sports Timing and Results Systems

Lap Chart

Demon Tweeks / Yokohama Classic Stock Hatch Championship - Race 5

Lap 1		Lap 2		Lap 3		Lap 4		Lap 5		Lap 6		Lap 7		Lap 8		Lap 9		Lap 10	
No	Time	No	Time	No	Time	No	Time	No	Time	No	Time	No	Time	No	Time	No	Time	No	Time
6	1:04.86	6	2:02.30	6	2:59.68	42	3:56.76	42	4:52.50	42	5:48.60	42	6:44.58	42	7:40.57	42	8:36.56	42	9:33.13
88	1:05.28	90	2:04.35	42	3:00.78	6	3:56.78	6	4:53.14	6	5:49.86	6	6:46.55	6	7:43.28	44	8:39.60 *1	23	9:35.15 *1
90	1:06.22	42	2:04.60	90	3:01.66	88	3:59.16	88	4:55.97	88	5:52.50	88	6:49.01	88	7:45.59	6	8:39.68	6	9:36.36
42	1:06.67	88	2:04.71	88	3:01.93	90	3:59.72	90	4:56.74	90	5:53.46	90	6:49.72	90	7:46.55	88	8:42.46	88	9:39.67
57	1:06.74	59	2:06.43	59	3:03.80	59	4:00.85	57	4:57.53	57	5:54.29	57	6:50.33	57	7:46.58	57	8:42.79	57	9:40.05
59	1:08.05	57	2:08.42	57	3:04.96	57	4:01.19	59	4:58.60	59	5:55.25	59	6:52.10	59	7:48.86	90	8:43.37	90	9:40.48
32	1:09.26	32	2:08.75	32	3:06.57	32	4:04.78	32	5:02.62	32	6:00.26	32	6:57.33	32	7:55.01	59	8:45.74	59	9:42.72
22	1:09.34	22	2:09.10	22	3:07.66	22	4:06.10	22	5:03.90	22	6:01.53	22	7:00.43	22	7:57.94	32	8:52.30	44	9:43.83 *1
41	1:11.21	41	2:11.41	79	3:10.76	79	4:09.60	79	5:07.99	2	6:05.76	2	7:02.94	2	8:00.21	22	8:55.42	32	9:50.05
79	1:11.63	79	2:11.76	41	3:11.57	41	4:10.38	41	5:08.18	79	6:06.79	79	7:04.64	79	8:02.85	2	8:57.11	22	9:52.89
34	1:11.66	34	2:12.32	34	3:12.45	2	4:10.89	41	5:10.60	41	6:09.97	41	7:09.42	41	8:08.37	79	9:01.40	2	9:53.97
18	1:13.69	2	2:16.04	2	3:13.64	34	4:12.48	34	5:12.08	34	6:10.99	34	7:10.05	34	8:08.76	41	9:08.49	79	9:59.96
44	1:16.27	18	2:17.44	18	3:20.80	39	4:24.23	39	5:23.25	39	6:21.99	39	7:20.65	39	8:19.64	34	9:08.62	34	10:07.17
2	1:17.04	44	2:20.68	39	3:24.14	18	4:25.45	18	5:27.91	18	6:29.18	18	7:30.32	18	8:31.35	39	9:18.81	41	10:08.19
39	1:22.75	39	2:23.17	44	3:24.99	44	4:28.23	44	5:30.98	44	6:33.84	23	7:35.77	23	8:35.42	18	9:31.79	39	10:17.52
23	1:22.75	23	2:27.77	23	3:31.04	23	4:33.23	23	5:34.31	23	6:34.75	44	7:36.93						

Lap Chart

Demon Tweeks / Yokohama Classic Stock Hatch Championship - Race 5

Lap 11		Lap 12		Lap 13		Lap 14		Lap 15		Lap 16		Lap 17		Lap 18		Lap 19		Lap 20	
No	Time	No	Time	No	Time	No	Time	No	Time	No	Time	No	Time	No	Time	No	Time	No	Time
42	10:29.20	42	11:25.75	42	12:22.46	42	13:18.61	42	14:14.96										
18	10:31.65 *1	6	11:29.69	6	12:26.94	6	13:23.76	41	14:19.55 *1										
6	10:32.92	18	11:31.52 *1	57	12:29.83	57	13:26.20	6	14:20.73										
23	10:34.84 *1	57	11:33.25	18	12:31.08 *1	88	13:27.30	57	14:22.65										
88	10:36.38	90	11:34.48	88	12:31.13	90	13:28.32	88	14:23.70										
57	10:36.59	88	11:34.50	90	12:31.40	18	13:30.06 *1	90	14:25.39										
90	10:36.91	23	11:35.98 *1	59	12:34.17	59	13:30.99	59	14:28.48										
59	10:39.50	59	11:36.62	23	12:35.03 *1	23	13:34.14 *1	18	14:29.56 *1										
44	10:45.31 *1	44	11:47.66 *1	22	12:45.49	22	13:43.10	23	14:33.73 *1										
32	10:50.19	22	11:47.76	2	12:47.08	2	13:43.97	22	14:40.42										
22	10:50.44	2	11:48.82	44	12:49.56 *1	44	13:51.23 *1	2	14:41.02										
2	10:50.92	79	11:57.18	79	12:55.52	79	13:53.50	79	14:51.86										
79	10:58.01	32	11:58.48	34	13:04.90	34	14:04.02	44	14:53.61 *1										
34	11:06.20	34	12:05.44	41	13:14.16	39	14:13.10	34	15:04.12										
41	11:07.72	41	12:11.07	39	13:14.34			39	15:13.16										
39	11:16.09	39	12:15.22																

Demon Tweeks / Yokohama Classic Stock Hatch Championship

LAP TIMES - Race 5

2	Matt ROZIER										
Lap	1	2	3	4	5	6	7	8	9	10	
1	1:17.04	59.00	57.60	57.25	57.29	57.58	57.18	57.27	56.90	56.86	
11	56.95	57.90	58.26	56.89	57.05						
6	Andy PHILPOTTS										
Lap	1	2	3	4	5	6	7	8	9	10	
1	1:04.86	57.44	57.38	57.10	56.36	56.72	56.69	56.73	56.40	56.68	
11	56.56	56.77	57.25	56.82	56.97						
18	Michael WILLIAMSON										
Lap	1	2	3	4	5	6	7	8	9	10	
1	1:13.69	1:03.75	1:03.36	1:04.65	1:02.46	1:01.27	1:01.14	1:01.03	1:00.44	59.86	
11	59.87	59.56	58.98	59.50							
22	Ryan LOWRY										
Lap	1	2	3	4	5	6	7	8	9	10	
1	1:09.34	59.76	58.56	58.44	57.80	57.63	58.90	57.51	57.48	57.47	
11	57.55	57.32	57.73	57.61	57.32						
23	Oliver THODAY										
Lap	1	2	3	4	5	6	7	8	9	10	
1	1:22.75	1:05.02	1:03.27	1:02.19	1:01.08	1:00.44	1:01.02	59.65	59.73	59.69	
11	1:01.14	59.05	59.11	59.59							
32	Mervyn BECKETT										
Lap	1	2	3	4	5	6	7	8	9	10	
1	1:09.26	59.49	57.82	58.21	57.84	57.64	57.07	57.68	57.29	57.75	
11	1:00.14	1:08.29									
34	Ben WARD										
Lap	1	2	3	4	5	6	7	8	9	10	
1	1:11.66	1:00.66	1:00.13	1:00.03	59.60	58.91	59.06	58.71	59.86	58.55	
11	59.03	59.24	59.46	59.12	1:00.10						
39	Charles BRIGGS										
Lap	1	2	3	4	5	6	7	8	9	10	
1	1:22.75	1:00.42	1:00.97	1:00.09	59.02	58.74	58.66	58.99	59.17	58.71	
11	58.57	59.13	59.12	58.76	1:00.06						
41	Alan DULY										
Lap	1	2	3	4	5	6	7	8	9	10	
1	1:11.21	1:00.20	1:00.16	58.81	1:00.22	59.37	59.45	58.95	1:00.12	59.70	
11	59.53	1:03.35	1:03.09	1:05.39							
42	Lee SCOTT										
Lap	1	2	3	4	5	6	7	8	9	10	
1	1:06.67	57.93	56.18	55.98	55.74	56.10	55.98	55.99	55.99	56.57	
11	56.07	56.55	56.71	56.15	56.35						

44 Richard PENNICK

Lap	1	2	3	4	5	6	7	8	9	10
1	1:16.27	1:04.41	1:04.31	1:03.24	1:02.75	1:02.86	1:03.09	1:02.67	1:04.23	1:01.48
11	1:02.35	1:01.90	1:01.67	1:02.38						

57 Imran KHAN

Lap	1	2	3	4	5	6	7	8	9	10
1	1:06.74	1:01.68	56.54	56.23	56.34	56.76	56.04	56.25	56.21	57.26
11	56.54	56.66	56.58	56.37	56.45					

59 Daniel GIBSON

Lap	1	2	3	4	5	6	7	8	9	10
1	1:08.05	58.38	57.37	57.05	57.75	56.65	56.85	56.76	56.88	56.98
11	56.78	57.12	57.55	56.82	57.49					

79 Andrew LIGHTSTEAD

Lap	1	2	3	4	5	6	7	8	9	10
1	1:11.63	1:00.13	59.00	58.84	58.39	58.80	57.85	58.21	58.55	58.56
11	58.05	59.17	58.34	57.98	58.36					

88 Martin CAYZER

Lap	1	2	3	4	5	6	7	8	9	10
1	1:05.28	59.43	57.22	57.23	56.81	56.53	56.51	56.58	56.87	57.21
11	56.71	58.12	56.63	56.17	56.40					

90 Martyn FOWDREY

Lap	1	2	3	4	5	6	7	8	9	10
1	1:06.22	58.13	57.31	58.06	57.02	56.72	56.26	56.83	56.82	57.11
11	56.43	57.57	56.92	56.92	57.07					



P5 - Provisional Qualifying Times for Races 3/8 & 5/10

Demon Tweeks / Yokohama Stock Hatch & Classic Stock Hatch Championships

2nd Best Times

PI	No	Cl	Name	Car	Laps	2nd Best on Lap
1	54		Tom BELL	Citroen Saxo VTR	14	54.84 11
2	7	RC	Matt FINCHAM	Renault Clio Sport 182	13	54.97 10
3	58		Shayne DEEGAN	Citroen Saxo VTR	14	55.46 5
4	53		Rob DRAKE	Citroen Saxo VTR	14	55.48 12
5	28		Andrew TIBBS	Citroen Saxo VTR	14	55.55 14
6	86		Jake FARNDON	Citroen Saxo VTR	13	55.64 12
7	48		Lee DEEGAN	Citroen Saxo VTR	14	55.64 10
8	9		Paul JARVIS	Citroen Saxo VTR	13	55.69 10
9	71		Pip HAMMOND	Citroen Saxo VTR	14	55.69 14
10	42		Lee SCOTT	Ford Fiesta XR2i	14	55.84 14
11	8		Patrick FLETCHER	Citroen Saxo VTR	14	55.89 14
12	77		Andrew HARDING	Citroen Saxo VTR	13	56.09 10
13	63		Philip WRIGHT	Citroen Saxo VTR	14	56.32 12
14	6		Andy PHILPOTTS	Ford Fiesta XR2i	13	56.36 12
15	76		Mark ARMSTRONG	Citroen Saxo VTR	13	56.37 8
16	12		Steven POWLESLAND	Citroen Saxo VTR	13	56.42 7
17	57		Imran KHAN	Ford Fiesta XR2	13	56.44 10
18	81		Nathan SAUNDERS	Citroen Saxo VTR	13	56.51 10
19	95		Matt ELLIS	Citroen Saxo VTR	12	56.66 12
20	88		Martin CAYZER	Ford Fiesta XR2i	14	56.74 7
21	44		Nick THORNTON-JONES	Citroen Saxo VTR	13	57.18 10
22	59		Daniel GIBSON	Ford Fiesta XR2	13	57.28 9
23	2		Matt ROZIER	Peugeot 205 GTi	12	57.29 4
24	90		Martyn FOWDREY	Ford Fiesta XR2	13	57.34 7
25	39		Harry CAMPEY	Citroen Saxo VTR	13	57.49 7
26	32		Mervyn BECKETT	Vauxhall Nova GTE	13	57.83 12
27	22		Ryan LOWRY	Ford Fiesta XR2i	12	58.50 11
28	79		Andrew LIGHTSTEAD	Ford Fiesta XR2	12	58.70 12
29	41		Alan DULY	Ford Fiesta XR2i	12	59.37 11
30	83		James HAYDEN	Citroen Saxo VTR	13	59.69 9
31	7		Derek ROZIER	Peugeot 205 GTi	4	1:00.53 2
32	34		Ben WARD	Ford Fiesta XR2	12	1:00.70 10
33	23		Oliver THODAY	Ford Fiesta XR2	12	1:00.88 11
34	10		Terry ROUGHTON	Citroen Saxo VTR	7	1:02.09 3
35	44		Richard PENNICK	Ford Fiesta XR2i	11	1:04.42 10

Not-Seen

46 Geoff BLUFF Citroen Saxo VTR

Weather / Track:

Start Time : 11:14

Mallory Park

01 Apr 13 11:28


Clerk of Course :	Time Issued :	Chief Timekeeper : Terry Stevens
-------------------	---------------	----------------------------------

THESE RESULTS REMAIN PROVISIONAL FOR A MINIMUM OF 30 MINUTES FROM THE TIME OF ISSUE AND UNTIL ALL JUDICIAL AND TECHNICAL MATTERS HAVE BEEN SETTLED.

Results produced on HS Sports Timing and Results Systems. Results online at www.750MC.co.uk



RACE GRID



Demon Tweeks / Yokohama Classic Stock Hatch Championship

Race 10

ROW 10							
			19			20	
ROW 9	18	01:08.570 Michael WILLIAMSON					
	17			18			
ROW 8			23	01:00.880 Oliver THODAY		44	01:04.420 Richard PENNICK
			15			16	
ROW 7	7	01:00.530 Derek ROZIER			34	01:00.700 Ben WARD	
	13			14			
ROW 6			41	00:59.370 Alan DULY		39	01:00.400 Charles BRIGGS
			11			12	
ROW 5	22	00:58.500 Ryan LOWRY			79	00:58.700 Andrew LIGHTSTEAD	
	9			10			
ROW 4			90	00:57.340 Martyn FOWDREY		32	00:57.830 Mervyn BECKETT
			7			8	
ROW 3	59	00:57.280 Daniel GIBSON			2	00:57.290 Matt ROZIER	
	5			6			
ROW 2			57	00:56.440 Imran KHAN		88	00:56.740 Martin CAYZER
			3			4	
ROW 1	42	00:55.840 Lee SCOTT			6	00:56.360 Andy PHILPOTTS	
	1			2			
	POLE						



Provisional Results - Race 10

Demon Tweeks / Yokohama Classic Stock Hatch Championship

Pl	No	Cl	Name	Car	Laps	Time	Behind	MPH	Best Lap on	MPH
1	42		Lee SCOTT	Ford Fiesta XR2i	15	14:15.03		85.26	56.18	6 86.51
2	6		Andy PHILPOTTS	Ford Fiesta XR2i	15	14:21.13	6.10	84.66	56.60	6 85.87
3	2		Matt ROZIER	Peugeot 205 GTi	15	14:21.80	6.77	84.59	56.67	13 85.76
4	88		Martin CAYZER	Ford Fiesta XR2i	15	14:21.91	6.88	84.58	56.57	13 85.91
5	90		Martyn FOWDREY	Ford Fiesta XR2	15	14:34.33	19.30	83.38	56.96	10 85.32
6	59		Daniel GIBSON	Ford Fiesta XR2	15	14:34.58	19.55	83.35	56.85	10 85.49
7	32		Mervyn BECKETT	Vauxhall Nova GTE	15	14:34.81	19.78	83.33	56.96	10 85.32
8	39		Charles BRIGGS	Peugeot 205 GTi	15	14:48.95	33.92	82.01	57.83	7 84.04
9	22		Ryan LOWRY	Ford Fiesta XR2i	15	14:59.29	44.26	81.06	56.94	6 85.35
10	34		Ben WARD	Ford Fiesta XR2	15	15:01.44	46.41	80.87	58.03	13 83.75
11	79		Andrew LIGHTSTEAD	Ford Fiesta XR2	15	15:02.84	47.81	80.75	57.57	15 84.42
12	18		Michael WILLIAMSON	Ford Fiesta XR2	15	15:05.78	50.75	80.48	58.60	14 82.94
13	23		Oliver THODAY	Ford Fiesta XR2	15	15:11.09	56.06	80.01	58.66	7 82.85
14	44		Richard PENNICK	Ford Fiesta XR2i	14	14:40.30	1 Lap	77.29	1:00.58	11 80.22
Not-Classified										
	41		Alan DULY	Ford Fiesta XR2i	1	1:10.16	DNF	69.27	1:10.16	1 69.27
Non-Starters										
	57		Imran KHAN	Ford Fiesta XR2						
	7		Derek ROZIER	Peugeot 205 GTi						
Fastest Lap										
	42		Lee SCOTT	Ford Fiesta XR2i					56.18	6 86.51

Weather / Track: Cloudy / Dry

Start Time : 16:18

Mallory Park

01 Apr 13 16:34

Clerk of Course :	Time Issued :	Chief Timekeeper : Terry Stevens
-------------------	---------------	----------------------------------

THESE RESULTS REMAIN PROVISIONAL FOR A MINIMUM OF 30 MINUTES FROM THE TIME OF ISSUE AND UNTIL ALL JUDICIAL AND TECHNICAL MATTERS HAVE BEEN SETTLED.

Results produced on HS Sports Timing and Results Systems

Lap Chart

Demon Tweeks / Yokohama Classic Stock Hatch Championship - Race 10

Lap 1		Lap 2		Lap 3		Lap 4		Lap 5		Lap 6		Lap 7		Lap 8		Lap 9		Lap 10	
No	Time	No	Time	No	Time	No	Time	No	Time	No	Time	No	Time	No	Time	No	Time	No	Time
42	1:04.74	42	2:01.67	42	2:58.09	42	3:54.61	42	4:50.91	42	5:47.09	42	6:43.50	42	7:39.80	42	8:36.17	42	9:32.72
6	1:05.35	6	2:02.55	6	2:59.58	6	3:56.26	6	4:52.96	6	5:49.56	6	6:46.27	6	7:42.95	6	8:39.87	44	9:33.72 *1
2	1:05.85	2	2:03.13	2	3:00.01	2	3:56.78	2	4:53.52	2	5:50.45	2	6:47.19	2	7:44.27	2	8:41.07	6	9:36.61
88	1:06.25	88	2:03.36	88	3:00.31	88	3:57.08	88	4:53.72	88	5:50.68	88	6:47.39	88	7:44.44	88	8:41.27	2	9:37.83
59	1:08.35	90	2:05.93	90	3:04.23	90	4:01.95	22	4:59.20	22	5:56.14	22	6:53.14	22	7:50.96	22	8:48.83	88	9:38.13
90	1:08.37	59	2:06.66	22	3:04.69	22	4:02.18	90	4:59.76	90	5:57.18	90	6:54.75	90	7:52.16	59	8:49.89	22	9:46.41
32	1:08.37	22	2:06.75	59	3:04.78	59	4:03.07	59	5:00.13	59	5:57.52	59	6:55.35	59	7:52.67	90	8:49.98	59	9:46.74
22	1:08.62	32	2:07.32	32	3:05.15	32	4:03.21	32	5:00.30	32	5:57.67	32	6:55.59	32	7:52.97	32	8:50.28	90	9:46.94
79	1:09.24	39	2:10.56	39	3:09.50	39	4:08.08	39	5:06.48	39	6:04.40	39	7:02.23	39	8:00.27	39	8:58.33	32	9:47.24
41	1:10.16	34	2:11.50	34	3:10.62	18	4:10.85	18	5:10.19	18	6:09.28	18	7:08.37	18	8:08.08	23	9:07.63	39	9:56.48
39	1:11.06	18	2:12.32	18	3:11.57	34	4:11.70	23	5:10.95	23	6:09.98	23	7:08.64	23	8:08.12	18	9:08.22	23	10:06.58
34	1:11.36	23	2:12.89	23	3:12.33	23	4:11.76	34	5:11.31	34	6:10.74	34	7:09.63	34	8:08.41	34	9:08.50	18	10:07.21
18	1:11.97	44	2:17.51	44	3:20.48	79	4:21.69	79	5:20.87	79	6:19.38	79	7:17.75	79	8:15.89	79	9:13.98	34	10:07.30
23	1:12.51	79	2:23.12	79	3:22.06	44	4:23.43	44	5:25.43	44	6:27.64	44	7:29.83	44	8:31.45			79	10:11.76
44	1:14.10																		

Lap Chart

Demon Tweeks / Yokohama Classic Stock Hatch Championship - Race 10

Lap 11		Lap 12		Lap 13		Lap 14		Lap 15		Lap 16		Lap 17		Lap 18		Lap 19		Lap 20	
No	Time	No	Time	No	Time	No	Time	No	Time	No	Time	No	Time	No	Time	No	Time	No	Time
42	10:29.09	42	11:25.56	42	12:22.02	42	13:18.63	42	14:15.03										
6	10:33.33	6	11:30.28	6	12:27.24	6	13:24.33	6	14:21.13										
2	10:34.61	2	11:31.41	2	12:28.08	2	13:24.86	2	14:21.80										
44	10:34.68 *1	88	11:31.76	88	12:28.33	88	13:25.08	88	14:21.91										
88	10:34.88	44	11:35.26 *1	44	12:37.13 *1	90	13:36.89	90	14:34.33										
59	10:44.45	59	11:41.81	90	12:39.18	59	13:37.16	59	14:34.58										
22	10:44.57	90	11:41.87	59	12:39.27	32	13:37.40	32	14:34.81										
90	10:44.77	32	11:43.00	32	12:39.98	44	13:39.30 *1	44	14:40.30 *1										
32	10:45.01	39	11:53.74	39	12:51.79	39	13:50.42	39	14:48.95										
39	10:54.53	22	12:05.24	22	13:03.18	22	14:01.10	22	14:59.29										
23	11:05.87	34	12:06.84	34	13:04.87	34	14:03.27	34	15:01.44										
34	11:06.18	18	12:09.54	79	13:07.55	79	14:05.27	79	15:02.84										
18	11:07.70	79	12:09.59	18	13:08.45	18	14:07.05	18	15:05.78										
79	11:09.66	23	12:11.08	23	13:12.12	23	14:11.29	23	15:11.09										

Demon Tweeks / Yokohama Classic Stock Hatch Championship

LAP TIMES - Race 10

2	Matt ROZIER									
Lap	1	2	3	4	5	6	7	8	9	10
1	1:05.85	57.28	56.88	56.77	56.74	56.93	56.74	57.08	56.80	56.76
11	56.78	56.80	56.67	56.78	56.94					

6	Andy PHILPOTTS									
Lap	1	2	3	4	5	6	7	8	9	10
1	1:05.35	57.20	57.03	56.68	56.70	56.60	56.71	56.68	56.92	56.74
11	56.72	56.95	56.96	57.09	56.80					

18	Michael WILLIAMSON									
Lap	1	2	3	4	5	6	7	8	9	10
1	1:11.97	1:00.35	59.25	59.28	59.34	59.09	59.09	59.71	1:00.14	58.99
11	1:00.49	1:01.84	58.91	58.60	58.73					

22	Ryan LOWRY									
Lap	1	2	3	4	5	6	7	8	9	10
1	1:08.62	58.13	57.94	57.49	57.02	56.94	57.00	57.82	57.87	57.58
11	58.16	1:20.67	57.94	57.92	58.19					

23	Oliver THODAY									
Lap	1	2	3	4	5	6	7	8	9	10
1	1:12.51	1:00.38	59.44	59.43	59.19	59.03	58.66	59.48	59.51	58.95
11	59.29	1:05.21	1:01.04	59.17	59.80					

32	Mervyn BECKETT									
Lap	1	2	3	4	5	6	7	8	9	10
1	1:08.37	58.95	57.83	58.06	57.09	57.37	57.92	57.38	57.31	56.96
11	57.77	57.99	56.98	57.42	57.41					

34	Ben WARD									
Lap	1	2	3	4	5	6	7	8	9	10
1	1:11.36	1:00.14	59.12	1:01.08	59.61	59.43	58.89	58.78	1:00.09	58.80
11	58.88	1:00.66	58.03	58.40	58.17					

39	Charles BRIGGS									
Lap	1	2	3	4	5	6	7	8	9	10
1	1:11.06	59.50	58.94	58.58	58.40	57.92	57.83	58.04	58.06	58.15
11	58.05	59.21	58.05	58.63	58.53					

41	Alan DULY									
Lap	1	2	3	4	5	6	7	8	9	10
1	1:10.16									

42	Lee SCOTT									
Lap	1	2	3	4	5	6	7	8	9	10
1	1:04.74	56.93	56.42	56.52	56.30	56.18	56.41	56.30	56.37	56.55
11	56.37	56.47	56.46	56.61	56.40					

44 Richard PENNICK

Lap	1	2	3	4	5	6	7	8	9	10
1	1:14.10	1:03.41	1:02.97	1:02.95	1:02.00	1:02.21	1:02.19	1:01.62	1:02.27	1:00.96
11	1:00.58	1:01.87	1:02.17	1:01.00						

59 Daniel GIBSON

Lap	1	2	3	4	5	6	7	8	9	10
1	1:08.35	58.31	58.12	58.29	57.06	57.39	57.83	57.32	57.22	56.85
11	57.71	57.36	57.46	57.89	57.42					

79 Andrew LIGHTSTEAD

Lap	1	2	3	4	5	6	7	8	9	10
1	1:09.24	1:13.88	58.94	59.63	59.18	58.51	58.37	58.14	58.09	57.78
11	57.90	59.93	57.96	57.72	57.57					

88 Martin CAYZER

Lap	1	2	3	4	5	6	7	8	9	10
1	1:06.25	57.11	56.95	56.77	56.64	56.96	56.71	57.05	56.83	56.86
11	56.75	56.88	56.57	56.75	56.83					

90 Martyn FOWDREY

Lap	1	2	3	4	5	6	7	8	9	10
1	1:08.37	57.56	58.30	57.72	57.81	57.42	57.57	57.41	57.82	56.96
11	57.83	57.10	57.31	57.71	57.44					
