



RACE GRID



Demon Tweeks / Yokohama Classic Stock Hatch Championship

Race 2

ROW 12		
ROW 11	85 Matthew STUBINGTON	
ROW 10	64 Bill PARIERA	96 Andrew KNIGHT
ROW 9	24 Richard HERBERT	29 Gregory DOWIE
ROW 8	41 Alan DULY	69 Phil WILSON
ROW 7	22 Ryan LOWRY	57 Imran KHAN
ROW 6	42 Lee SCOTT	47 Michael WILLIAMSON
ROW 5	59 Daniel GIBSON	37 Keith MORGAN
ROW 4	79 Andrew LIGHTFOOT	89 Martin CAYZER
ROW 3	45 Andy PHILPOTTS	40 Paul THORPE
ROW 2	58 Derek ROZIER	66 Damian COTTRELL
ROW 1	36 Matt ROZIER	95 Edward COOPER
POLE		
		

No 42 - 2 position penalty from pervious race



Provisional Results - Race 2

Demon Tweeks / Yokohama Classic Stock Hatch Championship

Pl	No	Cl	Name	Car	Laps	Time	Behind	MPH	Best Lap on	MPH
1	89		Martin CAYZER	Ford Fiesta XR2	9	14:17.91		74.93	1:33.54	3 76.36
2	66		Damian COTTRELL	Vauxhall Nova GTE	9	14:25.49	7.58	74.28	1:32.89	7 76.89
3	42		Lee SCOTT	Ford Fiesta XR2i	9	14:25.64	7.73	74.26	1:33.23	7 76.61
4	45		Andy PHILPOTTS	Ford Fiesta XR2i	9	14:26.49	8.58	74.19	1:33.88	6 76.08
5	36		Matt ROZIER	Peugeot 205 GTi	9	14:27.04	9.13	74.14	1:32.84	8 76.94
6	58		Derek ROZIER	Peugeot 205 GTi	9	14:27.65	9.74	74.09	1:32.10	6 77.55
7	95		Edward COOPER	Vauxhall Nova GTE	9	14:27.96	10.05	74.06	1:32.91	6 76.88
8	40		Paul THORPE	Ford Fiesta XR2i	9	14:28.16	10.25	74.05	1:32.69	7 77.06
9	57		Imran KHAN	Ford Fiesta XR2	9	14:33.43	15.52	73.60	1:33.16	6 76.67
10	37		Keith MORGAN	Suzuki Swift GTi	9	14:37.98	20.07	73.22	1:34.37	6 75.69
11	59		Daniel GIBSON	Ford Fiesta XR2	9	14:38.55	20.64	73.17	1:33.87	8 76.09
12	85		Matthew STUBINGTON	Peugeot 205 GTi	9	14:38.56	20.65	73.17	1:33.39	9 76.48
13	24		Richard HERBERT	Ford Fiesta XR2	9	15:08.37	50.46	70.77	1:37.50	9 73.26
14	96		Andrew KNIGHT	Peugeot 205 GTi	9	15:13.49	55.58	70.37	1:37.11	8 73.55
15	69		Phil WILSON	Ford Fiesta XR2	9	15:14.79	56.88	70.27	1:37.33	8 73.39
16	41		Alan DULY	Ford Fiesta XR2i	9	15:28.50	1:10.59	69.24	1:38.47	3 72.54
17	29		Gregory DOWIE	Ford Fiesta XR2	9	15:28.64	1:10.73	69.22	1:39.59	5 71.72
18	22		Ryan LOWRY	Ford Fiesta XR2i	9	15:40.02	1:22.11	68.39	1:39.27	8 71.95
19	64		Bill PARIERA	Citroen AX GTi	9	15:57.80	1:39.89	67.12	1:41.98	5 70.04

Not-Classified

47	Michael WILLIAMSON	Ford Fiesta XR2	7	12:29.28	DNF	66.73	1:38.30	3	72.66
79	Andrew LIGHTFOOT	Ford Fiesta XR2	4	6:57.29	DNF	68.47	1:35.43	3	74.85

Fastest Lap

58	Derek ROZIER	Peugeot 205 GTi					1:32.10	6	77.55 Rec
----	--------------	-----------------	--	--	--	--	---------	---	-----------

Weather / Track: Misty / Dry

Start Time : 12:50

Snetterton 200

07 Oct 12 13:07

Clerk of Course :	Time Issued :	Chief Timekeeper : Terry Stevens
-------------------	---------------	----------------------------------

THESE RESULTS REMAIN PROVISIONAL FOR A MINIMUM OF 30 MINUTES FROM THE TIME OF ISSUE AND UNTIL ALL JUDICIAL AND TECHNICAL MATTERS HAVE BEEN SETTLED.

Results produced on HS Sports Timing and Results Systems

Lap Chart

Demon Tweeks / Yokohama Classic Stock Hatch Championship - Race 2

Lap 1		Lap 2		Lap 3		Lap 4		Lap 5		Lap 6		Lap 7		Lap 8		Lap 9		Lap 10	
No	Time	No	Time	No	Time	No	Time	No	Time	No	Time	No	Time	No	Time	No	Time	No	Time
89	1:45.13	89	3:20.03	89	4:53.57	89	6:27.17	89	8:00.88	89	9:34.72	89	11:08.75	89	12:42.62	89	14:17.91		
36	1:46.03	36	3:21.01	45	5:00.55	45	6:34.71	45	8:08.85	45	9:42.73	66	11:16.98	66	12:50.85	66	14:25.49		
45	1:48.26	45	3:24.73	36	5:00.90	42	6:36.96	42	8:10.82	66	9:44.09	45	11:17.92	45	12:51.93	42	14:25.64		
42	1:48.96	42	3:25.50	42	5:01.10	36	6:37.85	66	8:11.01	42	9:45.03	42	11:18.26	42	12:52.06	45	14:26.49		
79	1:49.08	66	3:25.86	79	5:01.44	66	6:37.94	36	8:12.97	95	9:46.30	95	11:19.80	36	12:52.99	36	14:27.04		
40	1:49.53	79	3:26.01	66	5:02.35	40	6:38.96	95	8:13.39	36	9:46.86	36	11:20.15	95	12:53.55	58	14:27.65		
66	1:50.15	40	3:26.40	40	5:02.74	95	6:39.45	40	8:15.66	40	9:48.51	40	11:21.20	58	12:54.51	95	14:27.96		
37	1:51.29	37	3:27.37	95	5:03.03	37	6:40.30	37	8:16.21	58	9:49.30	58	11:21.50	40	12:55.34	40	14:28.16		
95	1:52.27	95	3:27.67	37	5:03.41	59	6:40.53	59	8:16.94	37	9:50.58	37	11:25.84	57	13:00.00	57	14:33.43		
59	1:53.04	59	3:29.99	59	5:04.83	58	6:43.26	58	8:17.20	59	9:52.42	57	11:26.02	37	13:02.05	37	14:37.98		
47	1:54.50	58	3:34.55	58	5:09.65	57	6:45.93	57	8:19.40	57	9:52.56	59	11:29.70	59	13:03.57	59	14:38.55		
69	1:55.61	57	3:35.93	57	5:11.49	85	6:48.69	85	8:23.25	85	9:57.64	85	11:31.59	85	13:05.17	85	14:38.56		
85	1:56.58	85	3:36.71	85	5:13.49	79	6:57.29	24	8:36.76	24	10:14.51	24	11:53.09	24	13:30.87	24	15:08.37		
57	1:56.62	69	3:38.35	69	5:17.27	24	6:57.33	69	8:37.72	47	10:17.17	96	11:58.54	96	13:35.65	96	15:13.49		
58	1:57.26	24	3:39.33	24	5:18.05	69	6:57.57	47	8:38.73	69	10:18.22	69	11:59.30	69	13:36.63	69	15:14.79		
24	1:57.54	29	3:40.39	41	5:19.81	41	6:58.34	41	8:38.95	41	10:18.27	41	11:59.81	29	13:46.66	41	15:28.50		
29	1:58.03	41	3:41.34	29	5:20.73	47	6:59.59	96	8:42.52	96	10:20.14	29	12:06.79	41	13:48.76	29	15:28.64		
41	2:01.35	47	3:42.71	47	5:21.01	96	7:04.33	29	8:45.79	29	10:25.53	22	12:21.22	22	14:00.49	22	15:40.02		
96	2:02.12	96	3:45.30	96	5:24.93	29	7:06.20	22	9:00.29	22	10:41.27	47	12:29.28	64	14:15.19	64	15:57.80		
64	2:05.54	22	3:52.54	22	5:35.53	22	7:17.21	64	9:06.63	64	10:49.61	64	12:31.73						
22	2:07.93	64	3:54.28	64	5:40.63	64	7:24.65												

Demon Tweeks / Yokohama Classic Stock Hatch Championship


LAP TIMES - Race 2

22	Ryan LOWRY										
	Lap	1	2	3	4	5	6	7	8	9	10
	1	2:07.93	1:44.61	1:42.99	1:41.68	1:43.08	1:40.98	1:39.95	1:39.27	1:39.53	
24	Richard HERBERT										
	Lap	1	2	3	4	5	6	7	8	9	10
	1	1:57.54	1:41.79	1:38.72	1:39.28	1:39.43	1:37.75	1:38.58	1:37.78	1:37.50	
29	Gregory DOWIE										
	Lap	1	2	3	4	5	6	7	8	9	10
	1	1:58.03	1:42.36	1:40.34	1:45.47	1:39.59	1:39.74	1:41.26	1:39.87	1:41.98	
36	Matt ROZIER										
	Lap	1	2	3	4	5	6	7	8	9	10
	1	1:46.03	1:34.98	1:39.89	1:36.95	1:35.12	1:33.89	1:33.29	1:32.84	1:34.05	
37	Keith MORGAN										
	Lap	1	2	3	4	5	6	7	8	9	10
	1	1:51.29	1:36.08	1:36.04	1:36.89	1:35.91	1:34.37	1:35.26	1:36.21	1:35.93	
40	Paul THORPE										
	Lap	1	2	3	4	5	6	7	8	9	10
	1	1:49.53	1:36.87	1:36.34	1:36.22	1:36.70	1:32.85	1:32.69	1:34.14	1:32.82	
41	Alan DULY										
	Lap	1	2	3	4	5	6	7	8	9	10
	1	2:01.35	1:39.99	1:38.47	1:38.53	1:40.61	1:39.32	1:41.54	1:48.95	1:39.74	
42	Lee SCOTT										
	Lap	1	2	3	4	5	6	7	8	9	10
	1	1:48.96	1:36.54	1:35.60	1:35.86	1:33.86	1:34.21	1:33.23	1:33.80	1:33.58	
45	Andy PHILPOTTS										
	Lap	1	2	3	4	5	6	7	8	9	10
	1	1:48.26	1:36.47	1:35.82	1:34.16	1:34.14	1:33.88	1:35.19	1:34.01	1:34.56	
47	Michael WILLIAMSON										
	Lap	1	2	3	4	5	6	7	8	9	10
	1	1:54.50	1:48.21	1:38.30	1:38.58	1:39.14	1:38.44	2:12.11			
57	Imran KHAN										
	Lap	1	2	3	4	5	6	7	8	9	10
	1	1:56.62	1:39.31	1:35.56	1:34.44	1:33.47	1:33.16	1:33.46	1:33.98	1:33.43	
58	Derek ROZIER										
	Lap	1	2	3	4	5	6	7	8	9	10
	1	1:57.26	1:37.29	1:35.10	1:33.61	1:33.94	1:32.10	1:32.20	1:33.01	1:33.14	
59	Daniel GIBSON										
	Lap	1	2	3	4	5	6	7	8	9	10
	1	1:53.04	1:36.95	1:34.84	1:35.70	1:36.41	1:35.48	1:37.28	1:33.87	1:34.98	

64	Bill PARIERA									
Lap	1	2	3	4	5	6	7	8	9	10
1	2:05.54	1:48.74	1:46.35	1:44.02	1:41.98	1:42.98	1:42.12	1:43.46	1:42.61	
66	Damian COTTRELL									
Lap	1	2	3	4	5	6	7	8	9	10
1	1:50.15	1:35.71	1:36.49	1:35.59	1:33.07	1:33.08	1:32.89	1:33.87	1:34.64	
69	Phil WILSON									
Lap	1	2	3	4	5	6	7	8	9	10
1	1:55.61	1:42.74	1:38.92	1:40.30	1:40.15	1:40.50	1:41.08	1:37.33	1:38.16	
79	Andrew LIGHTFOOT									
Lap	1	2	3	4	5	6	7	8	9	10
1	1:49.08	1:36.93	1:35.43	1:55.85						
85	Matthew STUBINGTON									
Lap	1	2	3	4	5	6	7	8	9	10
1	1:56.58	1:40.13	1:36.78	1:35.20	1:34.56	1:34.39	1:33.95	1:33.58	1:33.39	
89	Martin CAYZER									
Lap	1	2	3	4	5	6	7	8	9	10
1	1:45.13	1:34.90	1:33.54	1:33.60	1:33.71	1:33.84	1:34.03	1:33.87	1:35.29	
95	Edward COOPER									
Lap	1	2	3	4	5	6	7	8	9	10
1	1:52.27	1:35.40	1:35.36	1:36.42	1:33.94	1:32.91	1:33.50	1:33.75	1:34.41	
96	Andrew KNIGHT									
Lap	1	2	3	4	5	6	7	8	9	10
1	2:02.12	1:43.18	1:39.63	1:39.40	1:38.19	1:37.62	1:38.40	1:37.11	1:37.84	




RACE GRID



Demon Tweeks / Yokohama Classic Stock Hatch Championship

Race 10

ROW 12		
ROW 11	85 Matthew STUBINGTON	
ROW 10	64 Bill PARIERA	96 Andrew KNIGHT
ROW 9	24 Richard HERBERT	29 Gregory DOWIE
ROW 8	41 Alan DULY	69 Phil WILSON
ROW 7	22 Ryan LOWRY	57 Imran KHAN
ROW 6	37 Keith MORGAN	47 Michael WILLIAMSON
ROW 5	42 Lee SCOTT	59 Daniel GIBSON
ROW 4	79 Andrew LIGHTFOOT	89 Martin CAYZER
ROW 3	45 Andy PHILPOTTS	40 Paul THORPE
ROW 2	58 Derek ROZIER	66 Damian COTTRELL
ROW 1	36 Matt ROZIER	95 Edward COOPER
POLE		
		



Provisional Results - Race 10

Demon Tweeks / Yokohama Classic Stock Hatch Championship

Pl	No	Cl	Name	Car	Laps	Time	Behind	MPH	Best Lap on	MPH
1	66		Damian COTTRELL	Vauxhall Nova GTE	10	15:38.62		76.10	1:31.90	5 77.72
2	36		Matt ROZIER	Peugeot 205 GTi	10	15:38.84	0.22	76.08	1:31.82	9 77.79
3	89		Martin CAYZER	Ford Fiesta XR2	10	15:39.65	1.03	76.02	1:31.94	8 77.69
4	45		Andy PHILPOTTS	Ford Fiesta XR2i	10	15:42.15	3.53	75.81	1:32.12	8 77.54
5	40		Paul THORPE	Ford Fiesta XR2i	10	15:42.58	3.96	75.78	1:32.43	8 77.28
6	95		Edward COOPER	Vauxhall Nova GTE	10	15:49.99	11.37	75.19	1:33.39	5 76.48
7	57		Imran KHAN	Ford Fiesta XR2	10	15:50.12	11.50	75.18	1:32.22	10 77.45
8	42		Lee SCOTT	Ford Fiesta XR2i	10	15:51.35	12.73	75.08	1:32.33	8 77.36
9	79		Andrew LIGHTFOOT	Ford Fiesta XR2	10	15:51.84	13.22	75.04	1:32.32	6 77.37
10	85		Matthew STUBINGTON	Peugeot 205 GTi	10	15:52.86	14.24	74.96	1:33.29	6 76.57
11	37		Keith MORGAN	Suzuki Swift GTi	10	16:21.14	42.52	72.80	1:34.52	4 75.57
12	22		Ryan LOWRY	Ford Fiesta XR2i	10	16:36.06	57.44	71.71	1:37.09	7 73.57
13	24		Richard HERBERT	Ford Fiesta XR2	10	16:37.38	58.76	71.62	1:36.49	7 74.03
14	96		Andrew KNIGHT	Peugeot 205 GTi	10	16:38.62	1:00.00	71.53	1:36.21	10 74.24
15	29		Gregory DOWIE	Ford Fiesta XR2	10	16:48.92	1:10.30	70.80	1:36.89	10 73.72
16	69		Phil WILSON	Ford Fiesta XR2	10	16:49.97	1:11.35	70.72	1:36.46	10 74.05
17	64		Bill PARIERA	Citroen AX GTi	10	17:39.12	2:00.50	67.44	1:40.93	8 70.77
Not-Classified										
	58		Derek ROZIER	Peugeot 205 GTi	8	13:52.74	DNF	68.62	1:34.37	5 75.69
	47		Michael WILLIAMSON	Ford Fiesta XR2	4	7:17.22	DNF	65.35	1:40.03	3 71.41
	59		Daniel GIBSON	Ford Fiesta XR2	3	5:45.10	DNF	62.09	1:42.22	2 69.88
Non-Starters										
	41		Alan DULY	Ford Fiesta XR2i						
Fastest Lap										
	36		Matt ROZIER	Peugeot 205 GTi					1:31.82	9 77.79 Rec

Weather / Track: Bright / Dry

Start Time : 16:08

Snetterton 200

07 Oct 12 16:25

Clerk of Course :	Time Issued :	Chief Timekeeper : Terry Stevens
-------------------	---------------	----------------------------------

THESE RESULTS REMAIN PROVISIONAL FOR A MINIMUM OF 30 MINUTES FROM THE TIME OF ISSUE AND UNTIL ALL JUDICIAL AND TECHNICAL MATTERS HAVE BEEN SETTLED.

Lap Chart

Demon Tweeks / Yokohama Classic Stock Hatch Championship - Race 10

Lap 1		Lap 2		Lap 3		Lap 4		Lap 5		Lap 6		Lap 7		Lap 8		Lap 9		Lap 10	
No	Time	No	Time	No	Time	No	Time	No	Time	No	Time	No	Time	No	Time	No	Time	No	Time
36	1:42.26	36	3:15.17	36	4:47.96	36	6:22.00	66	7:54.37	66	9:26.68	66	11:00.02	66	12:33.42	66	14:05.53	66	15:38.62
66	1:42.63	66	3:15.72	66	4:48.06	66	6:22.47	36	7:54.73	36	9:29.96	36	11:03.16	36	12:35.17	36	14:06.99	36	15:38.84
95	1:43.72	95	3:17.71	45	4:51.45	45	6:24.72	89	7:57.78	89	9:30.45	89	11:03.63	89	12:35.57	89	14:07.55	89	15:39.65
40	1:44.31	40	3:17.83	40	4:51.95	89	6:25.06	45	7:58.64	45	9:31.09	45	11:04.18	45	12:36.30	45	14:08.91	45	15:42.15
45	1:44.88	45	3:18.27	89	4:52.08	40	6:26.08	40	7:58.65	40	9:31.83	40	11:04.60	40	12:37.03	40	14:10.15	40	15:42.58
89	1:45.35	89	3:18.78	42	4:52.68	95	6:27.49	95	8:00.88	95	9:34.29	95	11:08.38	95	12:41.95	95	14:15.95	95	15:49.99
42	1:45.74	42	3:19.26	95	4:53.89	79	6:29.45	79	8:03.11	79	9:35.43	57	11:08.59	79	12:43.33	57	14:17.90	57	15:50.12
37	1:47.00	79	3:22.36	79	4:56.49	57	6:29.70	57	8:03.23	57	9:35.58	79	11:08.66	57	12:43.42	42	14:18.24	42	15:51.35
79	1:47.30	57	3:22.53	57	4:56.90	85	6:31.89	85	8:05.56	85	9:38.85	85	11:12.41	42	12:45.54	79	14:18.49	79	15:51.84
57	1:47.75	37	3:24.00	85	4:58.45	37	6:34.26	42	8:07.55	42	9:40.71	42	11:13.21	85	12:45.72	85	14:19.43	85	15:52.86
22	1:50.73	85	3:24.99	37	4:59.74	42	6:34.50	37	8:09.25	37	9:49.42	37	11:26.56	37	13:03.70	37	14:40.25	37	16:21.14
47	1:50.96	69	3:30.68	22	5:10.78	22	6:49.30	22	8:27.92	58	10:04.26	58	11:38.97	22	13:21.33	22	14:58.55	22	16:36.06
85	1:51.02	22	3:31.86	47	5:12.56	96	6:52.25	58	8:29.78	22	10:06.49	22	11:43.58	24	13:22.27	24	15:00.22	24	16:37.38
69	1:51.25	47	3:32.53	96	5:14.02	24	6:52.69	96	8:31.23	24	10:09.10	24	11:45.59	96	13:25.55	96	15:02.41	96	16:38.62
96	1:55.79	96	3:35.05	24	5:14.65	58	6:55.41	24	8:31.50	96	10:10.05	96	11:48.31	29	13:34.96	29	15:12.03	29	16:48.92
24	1:57.86	24	3:36.06	69	5:18.52	69	6:59.31	69	8:37.78	69	10:17.35	69	11:57.08	69	13:36.21	69	15:13.51	69	16:49.97
59	1:58.14	59	3:40.36	58	5:19.95	29	7:00.42	29	8:38.42	29	10:17.78	29	11:57.41	58	13:52.74	64	15:37.52	64	17:39.12
64	2:00.05	58	3:44.51	29	5:23.43	64	7:09.95	64	8:51.93	64	10:33.81	64	12:15.04	64	13:55.97				
29	2:03.05	29	3:45.13	64	5:28.20	47	7:17.22												
58	2:09.15	64	3:45.51	59	5:45.10														

Demon Tweeks / Yokohama Classic Stock Hatch Championship

LAP TIMES - Race 10

22	Ryan LOWRY										
	Lap	1	2	3	4	5	6	7	8	9	10
	1	1:50.73	1:41.13	1:38.92	1:38.52	1:38.62	1:38.57	1:37.09	1:37.75	1:37.22	1:37.51
24	Richard HERBERT										
	Lap	1	2	3	4	5	6	7	8	9	10
	1	1:57.86	1:38.20	1:38.59	1:38.04	1:38.81	1:37.60	1:36.49	1:36.68	1:37.95	1:37.16
29	Gregory DOWIE										
	Lap	1	2	3	4	5	6	7	8	9	10
	1	2:03.05	1:42.08	1:38.30	1:36.99	1:38.00	1:39.36	1:39.63	1:37.55	1:37.07	1:36.89
36	Matt ROZIER										
	Lap	1	2	3	4	5	6	7	8	9	10
	1	1:42.26	1:32.91	1:32.79	1:34.04	1:32.73	1:35.23	1:33.20	1:32.01	1:31.82	1:31.85
37	Keith MORGAN										
	Lap	1	2	3	4	5	6	7	8	9	10
	1	1:47.00	1:37.00	1:35.74	1:34.52	1:34.99	1:40.17	1:37.14	1:37.14	1:36.55	1:40.89
40	Paul THORPE										
	Lap	1	2	3	4	5	6	7	8	9	10
	1	1:44.31	1:33.52	1:34.12	1:34.13	1:32.57	1:33.18	1:32.77	1:32.43	1:33.12	1:32.43
42	Lee SCOTT										
	Lap	1	2	3	4	5	6	7	8	9	10
	1	1:45.74	1:33.52	1:33.42	1:41.82	1:33.05	1:33.16	1:32.50	1:32.33	1:32.70	1:33.11
45	Andy PHILPOTTS										
	Lap	1	2	3	4	5	6	7	8	9	10
	1	1:44.88	1:33.39	1:33.18	1:33.27	1:33.92	1:32.45	1:33.09	1:32.12	1:32.61	1:33.24
47	Michael WILLIAMSON										
	Lap	1	2	3	4	5	6	7	8	9	10
	1	1:50.96	1:41.57	1:40.03	2:04.66						
57	Imran KHAN										
	Lap	1	2	3	4	5	6	7	8	9	10
	1	1:47.75	1:34.78	1:34.37	1:32.80	1:33.53	1:32.35	1:33.01	1:34.83	1:34.48	1:32.22
58	Derek ROZIER										
	Lap	1	2	3	4	5	6	7	8	9	10
	1	2:09.15	1:35.36	1:35.44	1:35.46	1:34.37	1:34.48	1:34.71	2:13.77		
59	Daniel GIBSON										
	Lap	1	2	3	4	5	6	7	8	9	10
	1	1:58.14	1:42.22	2:04.74							
64	Bill PARIERA										
	Lap	1	2	3	4	5	6	7	8	9	10
	1	2:00.05	1:45.46	1:42.69	1:41.75	1:41.98	1:41.88	1:41.23	1:40.93	1:41.55	2:01.60

66	Damian COTTRELL									
Lap	1	2	3	4	5	6	7	8	9	10
1	1:42.63	1:33.09	1:32.34	1:34.41	1:31.90	1:32.31	1:33.34	1:33.40	1:32.11	1:33.09
69	Phil WILSON									
Lap	1	2	3	4	5	6	7	8	9	10
1	1:51.25	1:39.43	1:47.84	1:40.79	1:38.47	1:39.57	1:39.73	1:39.13	1:37.30	1:36.46
79	Andrew LIGHTFOOT									
Lap	1	2	3	4	5	6	7	8	9	10
1	1:47.30	1:35.06	1:34.13	1:32.96	1:33.66	1:32.32	1:33.23	1:34.67	1:35.16	1:33.35
85	Matthew STUBINGTON									
Lap	1	2	3	4	5	6	7	8	9	10
1	1:51.02	1:33.97	1:33.46	1:33.44	1:33.67	1:33.29	1:33.56	1:33.31	1:33.71	1:33.43
89	Martin CAYZER									
Lap	1	2	3	4	5	6	7	8	9	10
1	1:45.35	1:33.43	1:33.30	1:32.98	1:32.72	1:32.67	1:33.18	1:31.94	1:31.98	1:32.10
95	Edward COOPER									
Lap	1	2	3	4	5	6	7	8	9	10
1	1:43.72	1:33.99	1:36.18	1:33.60	1:33.39	1:33.41	1:34.09	1:33.57	1:34.00	1:34.04
96	Andrew KNIGHT									
Lap	1	2	3	4	5	6	7	8	9	10
1	1:55.79	1:39.26	1:38.97	1:38.23	1:38.98	1:38.82	1:38.26	1:37.24	1:36.86	1:36.21