

Classic Stock Hatch Championship

Qualifying 8

Pl	No	Cl	Name	Car	Laps	Time on Lap	Behind	MPH	
1	67		Matthew STUBINGTON	Peugeot 205 GTi	8	1:48.56	8	0.08	72.29
2	1		Matt ROZIER	Peugeot 205 GTi	7	1:48.58	3	0.10	72.28
3	71		Pip HAMMOND	Vauxhall Nova GTE	7	1:48.69	5	0.21	72.21
4	57		Martyn FOWDREY	Ford Fiesta XR2	7	1:49.45	5	0.97	71.70
5	6		Edward COOPER	Vauxhall Nova GSi	7	1:49.67	5	1.19	71.56
6	50		Benjamin LEACH	Ford Fiesta XR2i	7	1:49.74	7	1.26	71.51
7	72		Lee SCOTT	Ford Fiesta XR2i	8	1:49.75	8	1.27	71.51
8	88		Martin CAYZER	Ford Fiesta XR2i	7	1:49.76	6	1.28	71.50
9	8		Stewart PLACE	Peugeot 205 GTi	7	1:50.35	3	1.87	71.12
10	7		Derek ROZIER	Peugeot 205 GTi	7	1:50.69	4	2.21	70.90
11	2		Andrew THORPE	Citroen AX GTi	7	1:51.07	7	2.59	70.66
12	44		Andrew FELLOWS	Ford Fiesta XR2	7	1:51.09	3	2.61	70.65
13	80		Christopher MARTIN	Peugeot 205 GTi	7	1:51.65	7	3.17	70.29
14	99		Scott WARD	Ford Fiesta XR2	7	1:52.96	7	4.48	69.48
15	69		Scott WOODHEAD	Peugeot 205 GTi	7	1:53.28	7	4.80	69.28
16	28		Daniel FILLINGHAM	Ford Fiesta XR2i	7	1:53.75	7	5.27	68.99
17	37		Mac JESSOP	Peugeot 205 GTi	7	1:53.94	7	5.46	68.88
18	91		Steve GROOM/NO TRANSPONDER	Ford Fiesta XR2	7	1:54.11	7	5.63	68.78
19	90		Andrew RATH	Ford Fiesta XR2	7	1:54.62	7	6.14	68.47
20	26		Paul BROCK	Ford Fiesta XR2i	7	1:55.30	6	6.82	68.07
21	16		Paul ROZIER	Peugeot 205 GTi	7	1:55.80	7	7.32	67.77
22	42		Andy HARVEYSON	Peugeot 205 GTi	6	1:57.60	5	9.12	66.73
23	25		Geoff BLUFF	Ford Fiesta XR2i	7	1:59.44	7	10.96	65.71
24	92		Richard GROOM	Ford Fiesta XR2	6	2:02.33	6	13.85	64.15
25	64		Bill PARIERA/NO TRANSPONDER	Citroen AX	5	2:05.45	4	16.97	62.56

Exclusions

70 C Jordan SPENCER MGB GT V8 Qualified for race 2

Not-Seen

89 Michael WILLIAMSON Ford Fiesta XR2

Weather / Track:

Start Time : 11:50

Cadwell Park Full

06 Aug 16 12:08

Clerk of Course :	Time Issued :	Chief Timekeeper : Terry Stevens
-------------------	---------------	----------------------------------

THESE RESULTS REMAIN PROVISIONAL FOR A MINIMUM OF 30 MINUTES FROM THE TIME OF ISSUE AND UNTIL ALL JUDICIAL AND TECHNICAL MATTERS HAVE BEEN SETTLED.

Demon Tweaks | Yokohama Classic Stock Hatch Championship

LAP TIMES - Qualifying 8

1	Matt ROZIER										
	Lap	1	2	3	4	5	6	7	8	9	10
	1	1:57.78	1:49.92	1:48.58	1:49.07	1:48.95	1:48.67	1:50.73			
2	Andrew THORPE										
	Lap	1	2	3	4	5	6	7	8	9	10
	1	2:23.08	1:52.22	1:52.25	1:51.59	1:51.78	1:51.28	1:51.07			
6	Edward COOPER										
	Lap	1	2	3	4	5	6	7	8	9	10
	1	1:56.58	1:50.74	1:50.11	1:50.21	1:49.67	1:49.95	1:50.33			
7	Derek ROZIER										
	Lap	1	2	3	4	5	6	7	8	9	10
	1	1:57.14	1:53.51	1:50.70	1:50.69	1:51.36	1:50.99	1:51.43			
8	Stewart PLACE										
	Lap	1	2	3	4	5	6	7	8	9	10
	1	1:55.85	1:50.81	1:50.35	1:52.10	1:50.88	1:53.19	1:51.53			
16	Paul ROZIER										
	Lap	1	2	3	4	5	6	7	8	9	10
	1	2:06.91	1:59.13	1:57.96	1:57.13	1:56.52	1:56.36	1:55.80			
25	Geoff BLUFF										
	Lap	1	2	3	4	5	6	7	8	9	10
	1	2:07.05	2:08.17	2:21.47	2:00.79	1:59.70	2:00.49	1:59.44			
26	Paul BROCK										
	Lap	1	2	3	4	5	6	7	8	9	10
	1	2:06.63	1:59.81	1:57.93	1:56.50	1:55.77	1:55.30	1:56.05			
28	Daniel FILLINGHAM										
	Lap	1	2	3	4	5	6	7	8	9	10
	1	2:06.93	1:57.88	1:58.84	1:56.17	1:56.63	1:57.34	1:53.75			
37	Mac JESSOP										
	Lap	1	2	3	4	5	6	7	8	9	10
	1	2:05.17	2:01.29	1:58.95	1:58.75	1:58.38	1:55.28	1:53.94			
42	Andy HARVEYSON										
	Lap	1	2	3	4	5	6	7	8	9	10
	1	2:08.66	2:03.63	2:02.34	2:00.78	1:57.60	2:14.26				
44	Andrew FELLOWS										
	Lap	1	2	3	4	5	6	7	8	9	10
	1	2:04.68	1:51.77	1:51.09	1:52.95	1:51.45	1:51.27	1:51.27			
50	Benjamin LEACH										
	Lap	1	2	3	4	5	6	7	8	9	10
	1	2:01.62	1:57.12	1:51.78	1:50.79	1:53.59	1:56.04	1:49.74			

57	Martyn FOWDREY										
	Lap	1	2	3	4	5	6	7	8	9	10
	1	1:58.56	1:52.24	1:52.68	1:52.00	1:49.45	1:49.84	1:50.17			
64	Bill PARIERA										
	Lap	1	2	3	4	5	6	7	8	9	10
	1	2:14.13	2:11.85	2:07.10	2:05.45	4:10.96					
67	Matthew STUBINGTON										
	Lap	1	2	3	4	5	6	7	8	9	10
	1	1:55.45	1:49.92	1:48.95	1:48.90	1:51.09	1:49.34	1:49.87	1:48.56		
69	Scott WOODHEAD										
	Lap	1	2	3	4	5	6	7	8	9	10
	1	2:04.06	2:03.15	2:00.46	1:56.32	1:57.67	1:56.25	1:53.28			
70	Jordan SPENCER										
	Lap	1	2	3	4	5	6	7	8	9	10
	1	1:55.92	1:49.98	1:48.48	1:48.93						
71	Pip HAMMOND										
	Lap	1	2	3	4	5	6	7	8	9	10
	1	1:57.48	1:52.19	1:50.45	1:54.95	1:48.69	1:50.94	1:52.08			
72	Lee SCOTT										
	Lap	1	2	3	4	5	6	7	8	9	10
	1	1:52.34	1:51.34	1:50.64	1:49.86	1:50.16	1:50.53	1:49.82	1:49.75		
80	Christopher MARTIN										
	Lap	1	2	3	4	5	6	7	8	9	10
	1	2:01.06	1:54.34	1:53.74	2:00.97	1:55.23	2:06.72	1:51.65			
88	Martin CAYZER										
	Lap	1	2	3	4	5	6	7	8	9	10
	1	1:54.97	1:51.02	1:49.96	1:50.16	1:50.31	1:49.76	2:01.39			
90	Andrew RATH										
	Lap	1	2	3	4	5	6	7	8	9	10
	1	2:03.41	2:03.23	1:56.86	1:57.24	1:56.52	1:55.05	1:54.62			
91	Steve GROOM										
	Lap	1	2	3	4	5	6	7	8	9	10
	1	2:05.84	1:58.91	1:56.75	2:05.56	1:54.82	1:55.38	1:54.11			
92	Richard GROOM										
	Lap	1	2	3	4	5	6	7	8	9	10
	1	2:10.92	2:05.82	2:04.78	2:04.46	2:05.52	2:02.33				
99	Scott WARD										
	Lap	1	2	3	4	5	6	7	8	9	10
	1	2:04.01	1:57.43	1:55.32	1:57.22	1:57.27	1:53.14	1:52.96			



RACE GRID




Demon Tweeks | Yokohama Classic Stock Hatch Championship

Race 8

ROW 14		
ROW 13		64 02:05.450 Bill PARIERA
ROW 12	92 02:02.330 Richard GROOM	25 01:59.440 Geoff BLUFF
ROW 11	42 01:57.600 Andy HARVEYSON	16 01:55.800 Paul ROZIER
ROW 10	26 01:55.300 Paul BROCK	90 01:54.620 Andrew RATH
ROW 9	91 01:54.110 Steve GROOM	37 01:53.940 Mac JESSOP
ROW 8	28 01:53.750 Daniel FILLINGHAM	69 01:53.280 Scott WOODHEAD
ROW 7	99 01:52.960 Scott WARD	80 01:51.650 Christopher MARTIN
ROW 6	44 01:51.090 Andrew FELLOWS	2 01:51.070 Andrew THORPE
ROW 5	7 01:50.690 Derek ROZIER	8 01:50.350 Stewart PLACE
ROW 4	88 01:49.760 Martin CAYZER	72 01:49.750 Lee SCOTT
ROW 3	50 01:49.740 Benjamin LEACH	6 01:49.670 Edward COOPER
ROW 2	57 01:49.450 Martyn FOWDREY	71 01:48.690 Pip HAMMOND
ROW 1	1 01:48.580 Matt ROZIER	67 01:48.560 Matthew STUBINGTON

POLE



Classic Stock Hatch Championship

Provisional Results - Race 8

Pl	No	Cl	Name	Car	Laps	Time	Behind	MPH	Best Lap on	MPH
1	67		Matthew STUBINGTON	Peugeot 205 GTi	8	14:42.00		71.18	1:48.28	6 72.48
2	71		Pip HAMMOND	Vauxhall Nova GTE	8	14:42.33	0.33	71.16	1:48.47	6 72.35
3	1		Matt ROZIER	Peugeot 205 GTi	8	14:43.09	1.09	71.10	1:48.63	6 72.25
4	57		Martyn FOWDREY	Ford Fiesta XR2	8	14:43.28	1.28	71.08	1:48.20	8 72.53
5	72		Lee SCOTT	Ford Fiesta XR2i	8	14:49.91	7.91	70.55	1:49.38	3 71.75
6	6		Edward COOPER	Vauxhall Nova GSi	8	14:50.33	8.33	70.52	1:49.25	3 71.84
7	50		Benjamin LEACH	Ford Fiesta XR2i	8	14:53.40	11.40	70.28	1:49.63	6 71.59
8	88		Martin CAYZER	Ford Fiesta XR2i	8	14:56.00	14.00	70.07	1:49.57	6 71.63
9	7		Derek ROZIER	Peugeot 205 GTi	8	14:56.55	14.55	70.03	1:49.85	6 71.44
10	2		Andrew THORPE	Citroen AX GTi	8	14:57.33	15.33	69.97	1:49.87	6 71.43
11	44		Andrew FELLOWS	Ford Fiesta XR2	8	15:07.91	25.91	69.15	1:50.87	5 70.79
12	80		Christopher MARTIN/NO TRANSPONDER	Peugeot 205 GTi	8	15:08.39	26.39	69.12	1:50.77	6 70.85
13	99		Scott WARD	Ford Fiesta XR2	8	15:09.00	27.00	69.07	1:50.88	7 70.78
14	8		Stewart PLACE	Peugeot 205 GTi	8	15:17.22	35.22	68.45	1:50.60	7 70.96
15	69		Scott WOODHEAD	Peugeot 205 GTi	8	15:17.35	35.35	68.44	1:51.83	6 70.18
16	90		Andrew RATH	Ford Fiesta XR2	8	15:20.69	38.69	68.19	1:52.06	8 70.03
17	91		Steve GROOM	Ford Fiesta XR2	8	15:21.07	39.07	68.16	1:51.91	8 70.13
18	26		Paul BROCK	Ford Fiesta XR2i	8	15:30.42	48.42	67.48	1:52.87	3 69.53
19	16		Paul ROZIER	Peugeot 205 GTi	8	15:47.01	1:05.01	66.30	1:56.11	4 67.59
20	28		Daniel FILLINGHAM	Ford Fiesta XR2i	8	15:47.49	1:05.49	66.26	1:54.29	7 68.67
21	25		Geoff BLUFF	Ford Fiesta XR2i	8	15:59.94	1:17.94	65.40	1:56.69	6 67.26
22	92		Richard GROOM	Ford Fiesta XR2	8	16:06.47	1:24.47	64.96	1:56.88	3 67.15
23	64		Bill PARIERA	Citroen AX	8	16:17.74	1:35.74	64.21	1:57.40	8 66.85

Not-Classified

37 Mac JESSOP Peugeot 205 GTi 0 Starter

Non-Starters

42 Andy HARVEYSON Peugeot 205 GTi

Fastest Lap

57 Martyn FOWDREY Ford Fiesta XR2 1:48.20 8 72.53

Weather / Track: Sunshine / Dry

Start Time : 17:09

Cadwell Park Full

06 Aug 16 17:27

Clerk of Course :	Time Issued :	Chief Timekeeper : Terry Stevens
-------------------	---------------	----------------------------------

THESE RESULTS REMAIN PROVISIONAL FOR A MINIMUM OF 30 MINUTES FROM THE TIME OF ISSUE AND UNTIL ALL JUDICIAL AND TECHNICAL MATTERS HAVE BEEN SETTLED.

Lap Chart

Demon Tweeks | Yokohama Classic Stock Hatch Championship - Race 8

Lap 1		Lap 2		Lap 3		Lap 4		Lap 5		Lap 6		Lap 7		Lap 8		Lap 9		Lap 10	
No	Time	No	Time	No	Time	No	Time	No	Time	No	Time	No	Time	No	Time	No	Time	No	Time
67	1:58.64	67	3:48.83	67	5:37.90	67	7:27.02	67	9:16.18	67	11:04.46	67	12:53.21	67	14:42.00				
71	1:59.14	71	3:49.33	71	5:38.48	71	7:27.50	71	9:16.48	71	11:04.95	71	12:53.74	71	14:42.33				
1	1:59.77	1	3:49.84	1	5:39.12	1	7:27.95	1	9:17.08	1	11:05.71	1	12:54.43	1	14:43.09				
57	2:00.15	57	3:50.25	57	5:40.20	57	7:29.18	57	9:18.23	57	11:06.82	57	12:55.08	57	14:43.28				
72	2:00.61	72	3:51.10	72	5:40.48	72	7:30.87	72	9:20.61	72	11:10.21	72	13:00.36	72	14:49.91				
6	2:01.25	6	3:51.85	6	5:41.10	6	7:31.44	6	9:21.09	6	11:10.84	6	13:00.80	6	14:50.33				
50	2:01.97	50	3:52.86	50	5:43.09	50	7:33.96	50	9:24.22	50	11:13.85	50	13:03.70	50	14:53.40				
88	2:02.93	88	3:54.04	88	5:44.62	88	7:34.74	88	9:25.46	88	11:15.03	88	13:04.92	88	14:56.00				
8	2:03.40	7	3:54.92	7	5:45.22	7	7:35.45	7	9:25.89	7	11:15.74	7	13:05.92	7	14:56.55				
7	2:03.73	2	3:55.83	2	5:46.12	2	7:36.30	2	9:26.74	2	11:16.61	2	13:06.64	2	14:57.33				
2	2:04.31	80	3:57.62	80	5:49.53	44	7:42.76	44	9:33.63	44	11:24.69	44	13:15.66	44	15:07.91				
44	2:05.65	44	3:57.85	44	5:50.20	80	7:43.75	80	9:34.76	80	11:25.53	80	13:16.72	80	15:08.39				
99	2:06.46	99	3:58.52	99	5:50.69	99	7:44.17	99	9:35.43	99	11:26.46	99	13:17.34	99	15:09.00				
69	2:07.97	69	4:02.05	69	5:55.61	69	7:47.80	69	9:40.50	69	11:32.33	69	13:25.44	8	15:17.22				
90	2:08.95	90	4:02.99	90	5:56.86	90	7:50.07	90	9:43.21	90	11:35.61	8	13:26.47	69	15:17.35				
28	2:09.44	91	4:06.17	91	5:58.76	91	7:51.68	8	9:43.60	8	11:35.87	90	13:28.63	90	15:20.69				
91	2:10.14	26	4:07.81	26	6:00.68	8	7:52.31	91	9:44.70	91	11:36.64	91	13:29.16	91	15:21.07				
26	2:10.98	16	4:08.44	8	6:01.15	26	7:54.39	26	9:49.51	26	11:42.78	26	13:37.36	26	15:30.42				
16	2:11.75	8	4:08.90	16	6:04.59	16	8:00.70	16	9:57.20	16	11:53.52	16	13:50.76	16	15:47.01				
92	2:13.05	92	4:10.29	92	6:07.17	92	8:05.52	28	10:03.28	28	11:58.38	28	13:52.67	28	15:47.49				
25	2:13.74	25	4:12.60	25	6:09.34	25	8:06.64	25	10:05.18	25	12:01.87	25	14:00.70	25	15:59.94				
64	2:17.71	28	4:15.68	28	6:11.08	28	8:06.96	92	10:06.71	92	12:04.83	92	14:06.19	92	16:06.47				
		64	4:21.78	64	6:24.76	64	8:25.55	64	10:23.97	64	12:22.47	64	14:20.34	64	16:17.74				

Demon Tweaks | Yokohama Classic Stock Hatch Championship

LAP TIMES - Race 8

1	Matt ROZIER										
	Lap	1	2	3	4	5	6	7	8	9	10
	1	1:57.18	1:50.07	1:49.28	1:48.83	1:49.13	1:48.63	1:48.72	1:48.66		
2	Andrew THORPE										
	Lap	1	2	3	4	5	6	7	8	9	10
	1	1:59.06	1:51.52	1:50.29	1:50.18	1:50.44	1:49.87	1:50.03	1:50.69		
6	Edward COOPER										
	Lap	1	2	3	4	5	6	7	8	9	10
	1	1:57.34	1:50.60	1:49.25	1:50.34	1:49.65	1:49.75	1:49.96	1:49.53		
7	Derek ROZIER										
	Lap	1	2	3	4	5	6	7	8	9	10
	1	1:58.79	1:51.19	1:50.30	1:50.23	1:50.44	1:49.85	1:50.18	1:50.63		
8	Stewart PLACE										
	Lap	1	2	3	4	5	6	7	8	9	10
	1	1:58.40	2:05.50	1:52.25	1:51.16	1:51.29	1:52.27	1:50.60	1:50.75		
16	Paul ROZIER										
	Lap	1	2	3	4	5	6	7	8	9	10
	1	2:03.97	1:56.69	1:56.15	1:56.11	1:56.50	1:56.32	1:57.24	1:56.25		
25	Geoff BLUFF										
	Lap	1	2	3	4	5	6	7	8	9	10
	1	2:04.92	1:58.86	1:56.74	1:57.30	1:58.54	1:56.69	1:58.83	1:59.24		
26	Paul BROCK										
	Lap	1	2	3	4	5	6	7	8	9	10
	1	2:03.36	1:56.83	1:52.87	1:53.71	1:55.12	1:53.27	1:54.58	1:53.06		
28	Daniel FILLINGHAM										
	Lap	1	2	3	4	5	6	7	8	9	10
	1	2:02.86	2:06.24	1:55.40	1:55.88	1:56.32	1:55.10	1:54.29	1:54.82		
44	Andrew FELLOWS										
	Lap	1	2	3	4	5	6	7	8	9	10
	1	2:00.12	1:52.20	1:52.35	1:52.56	1:50.87	1:51.06	1:50.97	1:52.25		
50	Benjamin LEACH										
	Lap	1	2	3	4	5	6	7	8	9	10
	1	1:58.19	1:50.89	1:50.23	1:50.87	1:50.26	1:49.63	1:49.85	1:49.70		
57	Martyn FOWDREY										
	Lap	1	2	3	4	5	6	7	8	9	10
	1	1:56.67	1:50.10	1:49.95	1:48.98	1:49.05	1:48.59	1:48.26	1:48.20		
64	Bill PARIERA										
	Lap	1	2	3	4	5	6	7	8	9	10
	1	2:08.29	2:04.07	2:02.98	2:00.79	1:58.42	1:58.50	1:57.87	1:57.40		

67	Matthew STUBINGTON									
Lap	1	2	3	4	5	6	7	8	9	10
1	1:56.15	1:50.19	1:49.07	1:49.12	1:49.16	1:48.28	1:48.75	1:48.79		
69	Scott WOODHEAD									
Lap	1	2	3	4	5	6	7	8	9	10
1	2:01.59	1:54.08	1:53.56	1:52.19	1:52.70	1:51.83	1:53.11	1:51.91		
71	Pip HAMMOND									
Lap	1	2	3	4	5	6	7	8	9	10
1	1:56.02	1:50.19	1:49.15	1:49.02	1:48.98	1:48.47	1:48.79	1:48.59		
72	Lee SCOTT									
Lap	1	2	3	4	5	6	7	8	9	10
1	1:56.17	1:50.49	1:49.38	1:50.39	1:49.74	1:49.60	1:50.15	1:49.55		
80	Christopher MARTIN									
Lap	1	2	3	4	5	6	7	8	9	10
1		1:52.44	1:51.91	1:54.22	1:51.01	1:50.77	1:51.19	1:51.67		
88	Martin CAYZER									
Lap	1	2	3	4	5	6	7	8	9	10
1	1:58.42	1:51.11	1:50.58	1:50.12	1:50.72	1:49.57	1:49.89	1:51.08		
90	Andrew RATH									
Lap	1	2	3	4	5	6	7	8	9	10
1	2:01.65	1:54.04	1:53.87	1:53.21	1:53.14	1:52.40	1:53.02	1:52.06		
91	Steve GROOM									
Lap	1	2	3	4	5	6	7	8	9	10
1	2:03.14	1:56.03	1:52.59	1:52.92	1:53.02	1:51.94	1:52.52	1:51.91		
92	Richard GROOM									
Lap	1	2	3	4	5	6	7	8	9	10
1	2:04.91	1:57.24	1:56.88	1:58.35	2:01.19	1:58.12	2:01.36	2:00.28		
99	Scott WARD									
Lap	1	2	3	4	5	6	7	8	9	10
1	2:00.27	1:52.06	1:52.17	1:53.48	1:51.26	1:51.03	1:50.88	1:51.66		

Classic Stock Hatch Championship

Qualifying 8

2nd Best Times

Pl	No	Cl	Name	Car	Laps	2nd Best on Lap
1	1		Matt ROZIER	Peugeot 205 GTi	7	1:48.67 6
2	67		Matthew STUBINGTON	Peugeot 205 GTi	8	1:48.90 4
3	72		Lee SCOTT	Ford Fiesta XR2i	8	1:49.82 7
4	57		Martyn FOWDREY	Ford Fiesta XR2	7	1:49.84 6
5	6		Edward COOPER	Vauxhall Nova GSi	7	1:49.95 6
6	88		Martin CAYZER	Ford Fiesta XR2i	7	1:49.96 3
7	71		Pip HAMMOND	Vauxhall Nova GTE	7	1:50.45 3
8	7		Derek ROZIER	Peugeot 205 GTi	7	1:50.70 3
9	50		Benjamin LEACH	Ford Fiesta XR2i	7	1:50.79 4
10	8		Stewart PLACE	Peugeot 205 GTi	7	1:50.81 2
11	44		Andrew FELLOWS	Ford Fiesta XR2	7	1:51.27 6
12	2		Andrew THORPE	Citroen AX GTi	7	1:51.28 6
13	99		Scott WARD	Ford Fiesta XR2	7	1:53.14 6
14	80		Christopher MARTIN	Peugeot 205 GTi	7	1:53.74 3
15	91		Steve GROOM/NO TRANSPONDER	Ford Fiesta XR2	7	1:54.82 5
16	90		Andrew RATH	Ford Fiesta XR2	7	1:55.05 6
17	37		Mac JESSOP	Peugeot 205 GTi	7	1:55.28 6
18	26		Paul BROCK	Ford Fiesta XR2i	7	1:55.77 5
19	28		Daniel FILLINGHAM	Ford Fiesta XR2i	7	1:56.17 4
20	69		Scott WOODHEAD	Peugeot 205 GTi	7	1:56.25 6
21	16		Paul ROZIER	Peugeot 205 GTi	7	1:56.36 6
22	25		Geoff BLUFF	Ford Fiesta XR2i	7	1:59.70 5
23	42		Andy HARVEYSON	Peugeot 205 GTi	6	2:00.78 4
24	92		Richard GROOM	Ford Fiesta XR2	6	2:04.46 4
25	64		Bill PARIERA/NO TRANSPONDER	Citroen AX	5	2:07.10 3

Exclusions

70 C Jordan SPENCER MGB GT V8 Qualified for race 2

Not-Seen

89 Michael WILLIAMSON Ford Fiesta XR2

Weather / Track:

Start Time : 11:50

Cadwell Park Full

06 Aug 16 12:10


Clerk of Course :	Time Issued :	Chief Timekeeper : Terry Stevens
-------------------	---------------	----------------------------------

THESE RESULTS REMAIN PROVISIONAL FOR A MINIMUM OF 30 MINUTES FROM THE TIME OF ISSUE AND UNTIL ALL JUDICIAL AND TECHNICAL MATTERS HAVE BEEN SETTLED.

Results produced on HS Sports Timing and Results Systems. Results online at www.750MC.co.uk



RACE GRID




Demon Tweeks | Yokohama Classic Stock Hatch Championship

Race 19

ROW 14		
ROW 13		64 02:07.100 Bill PARIERA
ROW 12	92 02:04.460 Richard GROOM	42 02:00.780 Andy HARVEYSON
ROW 11	25 01:59.700 Geoff BLUFF	16 01:56.360 Paul ROZIER
ROW 10	69 01:56.250 Scott WOODHEAD	28 01:56.170 Daniel FILLINGHAM
ROW 9	26 01:55.770 Paul BROCK	37 01:55.280 Mac JESSOP
ROW 8	90 01:55.050 Andrew RATH	91 01:54.820 Steve GROOM
ROW 7	80 01:53.740 Christopher MARTIN	99 01:53.140 Scott WARD
ROW 6	2 01:51.280 Andrew THORPE	44 01:51.270 Andrew FELLOWS
ROW 5	8 01:50.810 Stewart PLACE	50 01:50.790 Benjamin LEACH
ROW 4	7 01:50.700 Derek ROZIER	71 01:50.450 Pip HAMMOND
ROW 3	88 01:49.960 Martin CAYZER	6 01:49.950 Edward COOPER
ROW 2	57 01:49.840 Martyn FOWDREY	72 01:49.820 Lee SCOTT
ROW 1	67 01:48.900 Matthew STUBINGTON	1 01:48.670 Matt ROZIER

POLE



Classic Stock Hatch Championship

Provisional Results - Race 19

Pl	No	Cl	Name	Car	Laps	Time	Behind	MPH	Best Lap on	MPH
1	67		Matthew STUBINGTON	Peugeot 205 GTi	8	14:45.16		70.93	1:48.90	5 72.07
2	1		Matt ROZIER	Peugeot 205 GTi	8	14:45.76	0.60	70.88	1:49.14	7 71.91
3	6		Edward COOPER	Vauxhall Nova GSi	8	14:49.06	3.90	70.62	1:49.29	6 71.81
4	72		Lee SCOTT	Ford Fiesta XR2i	8	14:50.14	4.98	70.53	1:49.80	3 71.48
5	71		Pip HAMMOND	Vauxhall Nova GTE	8	14:50.68	5.52	70.49	1:49.10	7 71.93
6	88		Martin CAYZER	Ford Fiesta XR2i	8	14:52.42	7.26	70.35	1:49.80	4 71.48
7	57		Martyn FOWDREY	Ford Fiesta XR2	8	14:53.59	8.43	70.26	1:48.96	3 72.03
8	8		Stewart PLACE	Peugeot 205 GTi	8	14:54.25	9.09	70.21	1:49.78	3 71.49
9	50		Benjamin LEACH	Ford Fiesta XR2i	8	14:57.43	12.27	69.96	1:49.97	7 71.36
10	80		Christopher MARTIN	Peugeot 205 GTi	8	15:05.13	19.97	69.36	1:50.66	5 70.92
11	91		Steve GROOM	Ford Fiesta XR2	8	15:10.35	25.19	68.97	1:51.49	8 70.39
12	90		Andrew RATH	Ford Fiesta XR2	8	15:11.58	26.42	68.87	1:51.57	8 70.34
13	37		Mac JESSOP	Peugeot 205 GTi	8	15:12.14	26.98	68.83	1:51.30	5 70.51
14	2		Andrew THORPE	Citroen AX GTi	8	15:12.87	27.71	68.78	1:50.93	3 70.75
15	69		Scott WOODHEAD	Peugeot 205 GTi	8	15:14.69	29.53	68.64	1:50.60	8 70.96
16	28		Daniel FILLINGHAM	Ford Fiesta XR2i	8	15:16.38	31.22	68.51	1:51.53	8 70.37
17	26		Paul BROCK	Ford Fiesta XR2i	8	15:18.60	33.44	68.35	1:52.16	5 69.97
18	99		Scott WARD	Ford Fiesta XR2	8	15:38.25	53.09	66.92	1:52.61	3 69.69
19	7		Derek ROZIER	Peugeot 205 GTi	8	15:38.59	53.43	66.89	1:49.93	3 71.39
20	16		Paul ROZIER	Peugeot 205 GTi	8	15:40.42	55.26	66.76	1:54.19	5 68.73
21	92		Richard GROOM	Ford Fiesta XR2	8	16:00.41	1:15.25	65.37	1:56.98	5 67.09

Not-Classified

44	Andrew FELLOWS	Ford Fiesta XR2	6	11:18.37	DNF	69.41	1:50.65	3	70.93
64	Bill PARIERA	Citroen AX	5	10:06.70	DNF	64.68	1:57.87	3	66.58

Non-Starters

25	Geoff BLUFF	Ford Fiesta XR2i
42	Andy HARVEYSON	Peugeot 205 GTi

Fastest Lap

67	Matthew STUBINGTON	Peugeot 205 GTi					1:48.90	5	72.07
----	--------------------	-----------------	--	--	--	--	---------	---	-------

Weather / Track: Sunshine / Dry

Start Time : 14:57

Cadwell Park Full

07 Aug 16 15:14

Clerk of Course :	Time Issued :	Chief Timekeeper : Terry Stevens
-------------------	---------------	----------------------------------

THESE RESULTS REMAIN PROVISIONAL FOR A MINIMUM OF 30 MINUTES FROM THE TIME OF ISSUE AND UNTIL ALL JUDICIAL AND TECHNICAL MATTERS HAVE BEEN SETTLED.

Lap Chart

Demon Tweeks | Yokohama Classic Stock Hatch Championship - Race 19

Lap 1		Lap 2		Lap 3		Lap 4		Lap 5		Lap 6		Lap 7		Lap 8		Lap 9		Lap 10		
No	Time	No	Time	No	Time	No	Time	No	Time	No	Time	No	Time	No	Time	No	Time	No	Time	
67	1:58.30	67	3:48.47	67	5:38.41	67	7:28.13	67	9:17.03	67	11:06.26	67	12:55.41	67	14:45.16					
1	1:58.80	1	3:48.93	1	5:38.77	1	7:28.45	1	9:17.69	1	11:06.90	1	12:56.04	1	14:45.76					
72	1:59.04	72	3:49.67	72	5:39.47	72	7:29.45	72	9:19.28	6	11:09.01	6	12:59.03	6	14:49.06					
6	1:59.83	6	3:50.19	6	5:40.16	6	7:29.91	6	9:19.72	72	11:09.66	72	12:59.67	72	14:50.14					
88	2:00.54	88	3:51.16	88	5:41.05	88	7:30.85	88	9:21.43	71	11:11.30	71	13:00.40	71	14:50.68					
57	2:00.90	57	3:52.29	57	5:41.25	71	7:31.43	71	9:21.86	88	11:11.86	88	13:02.24	88	14:52.42					
71	2:01.54	71	3:52.66	71	5:42.15	57	7:31.78	57	9:22.15	57	11:12.31	57	13:02.64	57	14:53.59					
7	2:02.12	7	3:53.29	7	5:43.22	8	7:33.74	8	9:24.06	8	11:14.40	8	13:04.19	8	14:54.25					
8	2:02.56	8	3:53.89	8	5:43.67	7	7:35.53	7	9:26.07	50	11:17.48	50	13:07.45	50	14:57.43					
50	2:02.99	50	3:54.61	50	5:44.72	50	7:35.99	50	9:26.52	44	11:18.37	80	13:12.79	80	15:05.13					
44	2:03.52	44	3:54.76	44	5:45.41	44	7:36.25	44	9:27.05	80	11:19.95	91	13:18.86	91	15:10.35					
80	2:04.76	80	3:56.13	80	5:47.18	80	7:38.14	80	9:28.80	91	11:26.48	90	13:20.01	90	15:11.58					
91	2:05.01	91	3:57.28	91	5:49.56	91	7:41.67	91	9:34.55	90	11:27.64	37	13:20.56	37	15:12.14					
90	2:06.36	90	3:59.06	90	5:51.05	90	7:43.28	90	9:35.75	37	11:28.23	2	13:21.26	2	15:12.87					
37	2:07.69	37	4:01.18	37	5:53.44	37	7:45.53	37	9:36.83	2	11:28.77	69	13:24.09	69	15:14.69					
28	2:08.06	28	4:01.95	28	5:53.94	2	7:45.96	2	9:37.69	28	11:31.57	28	13:24.85	28	15:16.38					
26	2:08.97	26	4:02.87	2	5:54.34	28	7:46.55	28	9:39.28	69	11:32.54	26	13:26.18	26	15:18.60					
16	2:09.95	2	4:03.41	26	5:56.05	26	7:48.84	26	9:41.00	26	11:33.60	7	13:28.08	99	15:38.25					
69	2:10.70	16	4:06.19	69	5:59.05	69	7:50.61	69	9:41.69	7	11:36.96	99	13:43.49	7	15:38.59					
2	2:11.04	69	4:06.68	16	6:01.23	16	7:56.60	16	9:50.79	16	11:46.73	16	13:45.26	16	15:40.42					
64	2:13.77	99	4:09.71	99	6:02.32	99	7:56.84	99	9:51.07	99	11:46.98	92	14:02.70	92	16:00.41					
92	2:15.16	64	4:12.31	64	6:10.18	64	8:08.69	92	10:06.24	92	12:03.91									
99	2:15.28	92	4:13.71	92	6:10.73	92	8:09.26	64	10:06.70											

Demon Tweaks | Yokohama Classic Stock Hatch Championship

LAP TIMES - Race 19

1	Matt ROZIER										
	Lap	1	2	3	4	5	6	7	8	9	10
	1	1:56.31	1:50.13	1:49.84	1:49.68	1:49.24	1:49.21	1:49.14	1:49.72		
2	Andrew THORPE										
	Lap	1	2	3	4	5	6	7	8	9	10
	1	2:05.36	1:52.37	1:50.93	1:51.62	1:51.73	1:51.08	1:52.49	1:51.61		
6	Edward COOPER										
	Lap	1	2	3	4	5	6	7	8	9	10
	1	1:56.07	1:50.36	1:49.97	1:49.75	1:49.81	1:49.29	1:50.02	1:50.03		
7	Derek ROZIER										
	Lap	1	2	3	4	5	6	7	8	9	10
	1	1:57.68	1:51.17	1:49.93	1:52.31	1:50.54	2:10.89	1:51.12	2:10.51		
8	Stewart PLACE										
	Lap	1	2	3	4	5	6	7	8	9	10
	1	1:57.71	1:51.33	1:49.78	1:50.07	1:50.32	1:50.34	1:49.79	1:50.06		
16	Paul ROZIER										
	Lap	1	2	3	4	5	6	7	8	9	10
	1	2:02.29	1:56.24	1:55.04	1:55.37	1:54.19	1:55.94	1:58.53	1:55.16		
26	Paul BROCK										
	Lap	1	2	3	4	5	6	7	8	9	10
	1	2:02.03	1:53.90	1:53.18	1:52.79	1:52.16	1:52.60	1:52.58	1:52.42		
28	Daniel FILLINGHAM										
	Lap	1	2	3	4	5	6	7	8	9	10
	1	2:00.78	1:53.89	1:51.99	1:52.61	1:52.73	1:52.29	1:53.28	1:51.53		
37	Mac JESSOP										
	Lap	1	2	3	4	5	6	7	8	9	10
	1	2:01.07	1:53.49	1:52.26	1:52.09	1:51.30	1:51.40	1:52.33	1:51.58		
44	Andrew FELLOWS										
	Lap	1	2	3	4	5	6	7	8	9	10
	1	1:58.20	1:51.24	1:50.65	1:50.84	1:50.80	1:51.32				
50	Benjamin LEACH										
	Lap	1	2	3	4	5	6	7	8	9	10
	1	1:57.90	1:51.62	1:50.11	1:51.27	1:50.53	1:50.96	1:49.97	1:49.98		
57	Martyn FOWDREY										
	Lap	1	2	3	4	5	6	7	8	9	10
	1	1:57.49	1:51.39	1:48.96	1:50.53	1:50.37	1:50.16	1:50.33	1:50.95		
64	Bill PARIERA										
	Lap	1	2	3	4	5	6	7	8	9	10
	1	2:05.73	1:58.54	1:57.87	1:58.51	1:58.01					

67	Matthew STUBINGTON									
Lap	1	2	3	4	5	6	7	8	9	10
1	1:55.82	1:50.17	1:49.94	1:49.72	1:48.90	1:49.23	1:49.15	1:49.75		
69	Scott WOODHEAD									
Lap	1	2	3	4	5	6	7	8	9	10
1	2:03.38	1:55.98	1:52.37	1:51.56	1:51.08	1:50.85	1:51.55	1:50.60		
71	Pip HAMMOND									
Lap	1	2	3	4	5	6	7	8	9	10
1	1:57.38	1:51.12	1:49.49	1:49.28	1:50.43	1:49.44	1:49.10	1:50.28		
72	Lee SCOTT									
Lap	1	2	3	4	5	6	7	8	9	10
1	1:55.84	1:50.63	1:49.80	1:49.98	1:49.83	1:50.38	1:50.01	1:50.47		
80	Christopher MARTIN									
Lap	1	2	3	4	5	6	7	8	9	10
1	1:58.77	1:51.37	1:51.05	1:50.96	1:50.66	1:51.15	1:52.84	1:52.34		
88	Martin CAYZER									
Lap	1	2	3	4	5	6	7	8	9	10
1	1:56.45	1:50.62	1:49.89	1:49.80	1:50.58	1:50.43	1:50.38	1:50.18		
90	Andrew RATH									
Lap	1	2	3	4	5	6	7	8	9	10
1	1:59.81	1:52.70	1:51.99	1:52.23	1:52.47	1:51.89	1:52.37	1:51.57		
91	Steve GROOM									
Lap	1	2	3	4	5	6	7	8	9	10
1	1:58.89	1:52.27	1:52.28	1:52.11	1:52.88	1:51.93	1:52.38	1:51.49		
92	Richard GROOM									
Lap	1	2	3	4	5	6	7	8	9	10
1	2:07.04	1:58.55	1:57.02	1:58.53	1:56.98	1:57.67	1:58.79	1:57.71		
99	Scott WARD									
Lap	1	2	3	4	5	6	7	8	9	10
1	2:09.33	1:54.43	1:52.61	1:54.52	1:54.23	1:55.91	1:56.51	1:54.76		