



FINISHLINE UK LTD CLASSIC STOCK HATCH CHAMPIONSHIP



750 Motor Club Race Meeting
Croft
20th / 21st April 2024



Timing & Results Provided by Timing Solutions Ltd

www.tsl-timing.com

Finishline UK Ltd Classic Stock Hatch Championship

QUALIFYING - RACE 3 - CLASSIFICATION


TOYO TIRES
Vulcanised
vulcanracing.co.uk

POS	NO	NAME	ENTRY	TIME	ON	LAPS	GAP	DIFF	MPH
1	87	Stewart PLACE	Peugeot 205 GTi	1:41.424	7	9			74.54
2	71	Pip HAMMOND	Vauxhall Nova GTE	1:41.901	7	9	0.477	0.477	74.19
3	41	Jason WOOD	Vauxhall Nova GTE	1:42.661	6	9	1.237	0.760	73.64
4	93	Ben BATEMAN	Vauxhall Nova GTE	1:42.887	9	9	1.463	0.226	73.48
5	48*	Neil DUDMAN	Peugeot 205 GTi	1:42.977	7	9	1.553	0.090	73.42
6	91	Finn GROOM	Ford Fiesta XR2	1:43.310	6	6	1.886	0.333	73.18
7	88	Martin CAYZER	Ford Fiesta XR2i	1:43.605	7	9	2.181	0.295	72.97
8	6	Andy PHILPOTTS	Ford Fiesta XR2i	1:43.692	9	9	2.268	0.087	72.91
9	92	Rick GROOM	Ford Fiesta XR2	1:43.743	6	9	2.319	0.051	72.87
10	39	Martin RODGERS	Peugeot 205 GTi	1:43.945	9	9	2.521	0.202	72.73
11	44	Stuart CLEEVELY	Ford Fiesta XR2	1:44.247	6	9	2.823	0.302	72.52
12	33	Ryan CLARKE	Peugeot 205 GTi	1:44.529	3	9	3.105	0.282	72.33
13	86*	Andrew ANDERSON	Suzuki Swift GTi	1:44.599	9	9	3.175	0.070	72.28
14	5	Terry ROUGHTON	Citroen AX GTi	1:45.253	9	9	3.829	0.654	71.83
15	74	Lucas DRYDEN	Ford Fiesta XR2	1:45.273	8	9	3.849	0.020	71.81
16	18	Darren BASSINGTHWAIGHTE	Peugeot 205 GTi	1:45.539	4	8	4.115	0.266	71.63
17	12	James HASLEHURST	Peugeot 205 GTi	1:45.737	2	2	4.313	0.198	71.50
18	73	Ewan LINCE	Vauxhall Nova GTE	1:46.348	9	9	4.924	0.611	71.09
19	58	Peter OSGERBY	Vauxhall Nova GTE	1:46.403	8	9	4.979	0.055	71.05
20	65	Steve ANDREWS	Ford Fiesta XR2i	1:52.293	4	8	10.869	5.890	67.32

Comments:

*No. 48 - no working transponder, please rectify for the next session

No. 86 - 1 Lap time disallowed; exceeding track limits.

No. 48 - 2 Lap times disallowed; exceeding track limits.

Weather / Track : Sunny / Dry
These results are provisional until the conclusion of any judicial and technical matters.

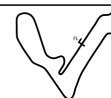
Date: 20/04/2024 Start: 10:15 Finish: 10:31

Croft: 2.1001 miles

Clerk Of Course: Lynne Spurr

Stewards:

Timekeeper: Stewart Burr



Finishline UK Ltd Classic Stock Hatch Championship

QUALIFYING - RACE 11 - 2ND FASTEST CLASSIFICATION


TOYO TIRES
Vulcanised
vulcanracing.co.uk

POS	NO	NAME	ENTRY	TIME	ON	LAPS	GAP	DIFF	MPH
1	87	Stewart PLACE	Peugeot 205 GTi	1:41.605	5	9			74.41
2	71	Pip HAMMOND	Vauxhall Nova GTE	1:42.056	9	9	0.451	0.451	74.08
3	93	Ben BATEMAN	Vauxhall Nova GTE	1:42.940	8	9	1.335	0.884	73.44
4	91	Finn GROOM	Ford Fiesta XR2	1:43.507	5	6	1.902	0.567	73.04
5	41	Jason WOOD	Vauxhall Nova GTE	1:43.575	8	9	1.970	0.068	72.99
6	88	Martin CAYZER	Ford Fiesta XR2i	1:43.673	6	9	2.068	0.098	72.92
7	92	Rick GROOM	Ford Fiesta XR2	1:43.747	7	9	2.142	0.074	72.87
8	48*	Neil DUDMAN	Peugeot 205 GTi	1:43.755	9	9	2.150	0.008	72.86
9	6	Andy PHILPOTTS	Ford Fiesta XR2i	1:43.782	6	9	2.177	0.027	72.85
10	39	Martin RODGERS	Peugeot 205 GTi	1:44.178	8	9	2.573	0.396	72.57
11	33	Ryan CLARKE	Peugeot 205 GTi	1:44.572	4	9	2.967	0.394	72.30
12	44	Stuart CLEEVELY	Ford Fiesta XR2	1:44.816	5	9	3.211	0.244	72.13
13	5	Terry ROUGHTON	Citroen AX GTi	1:45.466	8	9	3.861	0.650	71.68
14	18	Darren BASSINGTHWAIGHTE	Peugeot 205 GTi	1:45.550	3	8	3.945	0.084	71.63
15	86*	Andrew ANDERSON	Suzuki Swift GTi	1:45.554	4	9	3.949	0.004	71.62
16	74	Lucas DRYDEN	Ford Fiesta XR2	1:46.227	6	9	4.622	0.673	71.17
17	73	Ewan LINCE	Vauxhall Nova GTE	1:46.578	5	9	4.973	0.351	70.93
18	58	Peter OSGERBY	Vauxhall Nova GTE	1:46.586	9	9	4.981	0.008	70.93
19	65	Steve ANDREWS	Ford Fiesta XR2i	1:52.508	3	8	10.903	5.922	67.20
20	12	James HASLEHURST	Peugeot 205 GTi			2			

Comments:

*No. 48 - no working transponder, please rectify for the next session

No. 86 - 1 Lap time disallowed; exceeding track limits.

No. 48 - 2 Lap times disallowed; exceeding track limits.

Weather / Track : Sunny / Dry

These results are provisional until the conclusion of any judicial and technical matters.

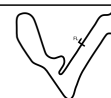
Date: 20/04/2024 Start: 10:15 Finish: 10:31

Croft: 2.1001 miles

Clerk Of Course: Lynne Spurr

Stewards:

Timekeeper: Stewart Burr



Finishline UK Ltd Classic Stock Hatch Championship

QUALIFYING - RACES 3 & 11 - LAP ANALYSIS

DIFF = Difference To Personal Best Lap

P1 87 Stewart PLACE				
LAP	LAP TIME	DIFF	MPH	TIME OF DAY
1 -				10:18:20.557
2 -	1:43.508	2.084	73.04	10:20:04.065
3 -	1:43.366	1.942	73.14	10:21:47.431
4 -	1:43.678	2.254	72.92	10:23:31.109
5 -	1:41.605 (2)	0.181	74.41	10:25:12.714
6 -	1:42.389	0.965	73.84	10:26:55.103
7 -	1:41.424 (1)		74.54	10:28:36.527
8 -	1:41.726 (3)	0.302	74.32	10:30:18.253
9 -	1:42.096	0.672	74.05	10:32:00.349

P2 71 Pip HAMMOND				
LAP	LAP TIME	DIFF	MPH	TIME OF DAY
1 -				10:17:49.092
2 -	1:42.953	1.052	73.43	10:19:32.045
3 -	1:42.223	0.322	73.96	10:21:14.268
4 -	1:42.443	0.542	73.80	10:22:56.711
5 -	1:42.098 (3)	0.197	74.05	10:24:38.809
6 -	1:42.436	0.535	73.80	10:26:21.245
7 -	1:41.901 (1)		74.19	10:28:03.146
8 -	1:42.274	0.373	73.92	10:29:45.420
9 -	1:42.056 (2)	0.155	74.08	10:31:27.476

P3 41 Jason WOOD				
LAP	LAP TIME	DIFF	MPH	TIME OF DAY
1 -				10:17:42.243
2 -	1:44.850	2.189	72.10	10:19:27.093
3 -	1:43.987	1.326	72.70	10:21:11.080
4 -	1:43.581 (3)	0.920	72.99	10:22:54.661
5 -	1:43.623	0.962	72.96	10:24:38.284
6 -	1:42.661 (1)		73.64	10:26:20.945
7 -	1:44.141	1.480	72.59	10:28:05.086
8 -	1:43.575 (2)	0.914	72.99	10:29:48.661
9 -	1:43.645	0.984	72.94	10:31:32.306

P4 93 Ben BATEMAN				
LAP	LAP TIME	DIFF	MPH	TIME OF DAY
1 -				10:17:33.945
2 -	1:44.411	1.524	72.41	10:19:18.356
3 -	1:43.132	0.245	73.31	10:21:01.488
4 -	1:43.084 (3)	0.197	73.34	10:22:44.572
5 -	1:43.569	0.682	73.00	10:24:28.141
6 -	1:43.145	0.258	73.30	10:26:11.286
7 -	1:43.192	0.305	73.26	10:27:54.478
8 -	1:42.940 (2)	0.053	73.44	10:29:37.418
9 -	1:42.887 (1)		73.48	10:31:20.305

P5 48 Neil DUDMAN				
LAP	LAP TIME	DIFF	MPH	TIME OF DAY
1 -				10:17:54.665
2 -	1:49.510	6.533	69.04	10:19:44.175
3 -	1:44.044 D	1.034	72.69	10:21:28.186
4 -	2:00.658	17.681	62.66	10:23:28.844
5 -	1:43.599 D	0.622	72.97	10:25:12.443
6 -	1:44.368 (3)	1.391	72.44	10:26:56.811
7 -	1:42.977 (1)		73.42	10:28:39.788
8 -	1:48.753	5.776	69.52	10:30:28.541
9 -	1:43.755 (2)	0.778	72.86	10:32:12.296

DIFF = Difference To Personal Best Lap

P6 91 Finn GROOM				
LAP	LAP TIME	DIFF	MPH	TIME OF DAY
1 -				10:17:58.027
2 -	1:48.710	5.400	69.54	10:19:46.737
3 -	1:47.169	3.859	70.54	10:21:33.906
4 -	1:43.763 (3)	0.453	72.86	10:23:17.669
5 -	1:43.507 (2)	0.197	73.04	10:25:01.176
6 -	1:43.310 (1)		73.18	10:26:44.486

P7 88 Martin CAYZER				
LAP	LAP TIME	DIFF	MPH	TIME OF DAY
1 -				10:17:58.359
2 -	1:47.215	3.610	70.51	10:19:45.574
3 -	1:44.594	0.989	72.28	10:21:30.168
4 -	1:44.191	0.586	72.56	10:23:14.359
5 -	1:43.935	0.330	72.74	10:24:58.294
6 -	1:43.673 (2)	0.068	72.92	10:26:41.967
7 -	1:43.605 (1)		72.97	10:28:25.572
8 -	1:43.756	0.151	72.86	10:30:09.328
9 -	1:43.697 (3)	0.092	72.91	10:31:53.025

P8 6 Andy PHILPOTTS				
LAP	LAP TIME	DIFF	MPH	TIME OF DAY
1 -				10:18:05.459
2 -	1:44.830	1.138	72.12	10:19:50.289
3 -	1:45.895	2.203	71.39	10:21:36.184
4 -	1:44.949	1.257	72.04	10:23:21.133
5 -	1:45.227	1.535	71.85	10:25:06.360
6 -	1:43.782 (2)	0.090	72.85	10:26:50.142
7 -	1:44.684 (3)	0.992	72.22	10:28:34.826
8 -	1:44.718	1.026	72.19	10:30:19.544
9 -	1:43.692 (1)		72.91	10:32:03.236

P9 92 Rick GROOM				
LAP	LAP TIME	DIFF	MPH	TIME OF DAY
1 -				10:17:49.996
2 -	1:51.160	7.417	68.01	10:19:41.156
3 -	1:46.677	2.934	70.87	10:21:27.833
4 -	1:46.006	2.263	71.32	10:23:13.839
5 -	1:45.416	1.673	71.72	10:24:59.255
6 -	1:43.743 (1)		72.87	10:26:42.998
7 -	1:43.747 (2)	0.004	72.87	10:28:26.745
8 -	1:44.050 (3)	0.307	72.66	10:30:10.795
9 -	1:44.060	0.317	72.65	10:31:54.855

P10 39 Martin RODGERS				
LAP	LAP TIME	DIFF	MPH	TIME OF DAY
1 -				10:17:32.686
2 -	1:47.036	3.091	70.63	10:19:19.722
3 -	1:44.903	0.958	72.07	10:21:04.625
4 -	1:44.522 (3)	0.577	72.33	10:22:49.147
5 -	1:45.262	1.317	71.82	10:24:34.409
6 -	1:45.076	1.131	71.95	10:26:19.485
7 -	1:46.259	2.314	71.15	10:28:05.744
8 -	1:44.178 (2)	0.233	72.57	10:29:49.922
9 -	1:43.945 (1)		72.73	10:31:33.867

P11 44 Stuart CLEEVELY				
LAP	LAP TIME	DIFF	MPH	TIME OF DAY
1 -				10:18:03.712

Finishline UK Ltd Classic Stock Hatch Championship

QUALIFYING - RACES 3 & 11 - LAP ANALYSIS

DIFF = Difference To Personal Best Lap

2 -	1:47.424	3.177	70.38	10:19:51.136
3 -	1:55.507	11.260	65.45	10:21:46.643
4 -	1:47.418	3.171	70.38	10:23:34.061
5 -	1:44.816 (2)	0.569	72.13	10:25:18.877
6 -	1:44.247 (1)		72.52	10:27:03.124
7 -	1:44.851 (3)	0.604	72.10	10:28:47.975
8 -	1:46.458	2.211	71.01	10:30:34.433
9 -	1:47.631	3.384	70.24	10:32:22.064

P12 33 Ryan CLARKE

LAP	LAP TIME	DIFF	MPH	TIME OF DAY
1 -				10:18:22.288
2 -	1:46.472	1.943	71.01	10:20:08.760
3 -	1:44.529 (1)		72.33	10:21:53.289
4 -	1:44.572 (2)	0.043	72.30	10:23:37.861
5 -	1:45.749	1.220	71.49	10:25:23.610
6 -	1:44.636 (3)	0.107	72.25	10:27:08.246
7 -	1:45.322	0.793	71.78	10:28:53.568
8 -	1:45.063	0.534	71.96	10:30:38.631
9 -	1:45.523	0.994	71.64	10:32:24.154

P13 86 Andrew ANDERSON

LAP	LAP TIME	DIFF	MPH	TIME OF DAY
1 -				10:18:00.588
2 -	1:47.338	2.739	70.43	10:19:47.926
3 -	1:47.447	2.848	70.36	10:21:35.373
4 -	1:45.554 (2)	0.955	71.62	10:23:20.927
5 -	1:46.019 (3)	1.420	71.31	10:25:06.946
6 -	1:44.672 D	0.073	72.23	10:26:51.618
7 -	1:48.484	3.885	69.69	10:28:40.102
8 -	1:50.796	6.197	68.23	10:30:30.898
9 -	1:44.599 (1)		72.28	10:32:15.497

P14 5 Terry ROUGHTON

LAP	LAP TIME	DIFF	MPH	TIME OF DAY
1 -				10:17:57.150
2 -	1:51.507	6.254	67.80	10:19:48.657
3 -	1:51.050	5.797	68.08	10:21:39.707
4 -	1:49.823	4.570	68.84	10:23:29.530
5 -	1:46.549 (3)	1.296	70.95	10:25:16.079
6 -	1:46.853	1.600	70.75	10:27:02.932
7 -	1:47.401	2.148	70.39	10:28:50.333
8 -	1:45.466 (2)	0.213	71.68	10:30:35.799
9 -	1:45.253 (1)		71.83	10:32:21.052

P15 74 Lucas DRYDEN

LAP	LAP TIME	DIFF	MPH	TIME OF DAY
1 -				10:18:23.531
2 -	1:48.023	2.750	69.99	10:20:11.554
3 -	1:46.662	1.389	70.88	10:21:58.216
4 -	1:46.358 (3)	1.085	71.08	10:23:44.574
5 -	1:46.370	1.097	71.07	10:25:30.944
6 -	1:46.227 (2)	0.954	71.17	10:27:17.171
7 -	1:46.527	1.254	70.97	10:29:03.698
8 -	1:45.273 (1)		71.81	10:30:48.971
9 -	2:19.409 P	34.136	54.23	10:33:08.380

P16 18 Darren BASSINGTHWAIGHTE

LAP	LAP TIME	DIFF	MPH	TIME OF DAY
1 -				10:18:26.329
2 -	1:47.758	2.219	70.16	10:20:14.087

DIFF = Difference To Personal Best Lap

3 -	1:45.550 (2)	0.011	71.63	10:21:59.637
4 -	1:45.539 (1)		71.63	10:23:45.176
5 -	1:58.665	13.126	63.71	10:25:43.841
6 -	1:45.604 (3)	0.065	71.59	10:27:29.445
7 -	1:45.616	0.077	71.58	10:29:15.061
8 -	1:47.186	1.647	70.53	10:31:02.247

P17 12 James HASLEHURST

LAP	LAP TIME	DIFF	MPH	TIME OF DAY
1 -				10:30:33.831
2 -	1:45.737 (1)		71.50	10:32:19.568

P18 73 Ewan LINCE

LAP	LAP TIME	DIFF	MPH	TIME OF DAY
1 -				10:17:41.328
2 -	1:47.927	1.579	70.05	10:19:29.255
3 -	1:46.898 (3)	0.550	70.72	10:21:16.153
4 -	1:46.956	0.608	70.68	10:23:03.109
5 -	1:46.578 (2)	0.230	70.93	10:24:49.687
6 -	1:47.108	0.760	70.58	10:26:36.795
7 -	1:47.117	0.769	70.58	10:28:23.912
8 -	1:49.020	2.672	69.35	10:30:12.932
9 -	1:46.348 (1)		71.09	10:31:59.280

P19 58 Peter OSGERBY

LAP	LAP TIME	DIFF	MPH	TIME OF DAY
1 -				10:17:56.091
2 -	1:48.777	2.374	69.50	10:19:44.868
3 -	1:46.844	0.441	70.76	10:21:31.712
4 -	1:49.050	2.647	69.33	10:23:20.762
5 -	1:50.519	4.116	68.41	10:25:11.281
6 -	1:46.794 (3)	0.391	70.79	10:26:58.075
7 -	1:47.128	0.725	70.57	10:28:45.203
8 -	1:46.403 (1)		71.05	10:30:31.606
9 -	1:46.586 (2)	0.183	70.93	10:32:18.192

P20 65 Steve ANDREWS

LAP	LAP TIME	DIFF	MPH	TIME OF DAY
1 -				10:17:48.755
2 -	1:57.830	5.537	64.16	10:19:46.585
3 -	1:52.508 (2)	0.215	67.20	10:21:39.093
4 -	1:52.293 (1)		67.32	10:23:31.386
5 -	1:52.607 (3)	0.314	67.14	10:25:23.993
6 -	1:53.311	1.018	66.72	10:27:17.304
7 -	1:55.778	3.485	65.30	10:29:13.082
8 -	1:57.866	5.573	64.14	10:31:10.948

Finishline UK Ltd Classic Stock Hatch Championship

QUALIFYING - RACES 3 & 11 - STATISTICS

Competitors Started	20
Planned Start	2024-04-20 @ 10:15:00.000
Actual Start	2024-04-20 @ 10:15:46.276
Finish Time	2024-04-20 @ 10:31:02.246
Track Length	2.1001mi.
Total Laps	168
Total Distance Covered	352.8289mi.

Session Fastest Lap History

NO	NAME	LAP TIME	TIME OF DAY	LAP	VEHICLE
93	Ben BATEMAN	1:44.411	10:19:18.370	2	Vauxhall Nova GTE
71	Pip HAMMOND	1:42.953	10:19:32.061	2	Vauxhall Nova GTE
71	Pip HAMMOND	1:42.223	10:21:14.283	3	Vauxhall Nova GTE
71	Pip HAMMOND	1:42.098	10:24:38.824	5	Vauxhall Nova GTE
87	Stewart PLACE	1:41.605	10:25:12.726	5	Peugeot 205 GTi
87	Stewart PLACE	1:41.424	10:28:36.539	7	Peugeot 205 GTi

Flag History

TYPE	TIME OF DAY
GREEN	10:15:46.276
FINISH	10:31:02.246

Flag Statistics

TYPE	COUNT	TOTAL LAPS	TOTAL TIME
Green	1	9	17:37.371
Red	0	0	0.000
Safety Car	0	0	0.000
FCY	0	0	0.000

Finishline UK Ltd Classic Stock Hatch Championship

RACE 3 - GRID (15 minutes)



TOYO TIRES

Vulcanised
ulcanracing.co.uk

ROW 10	19	1:46.403	58 Peter OSGERBY	20	1:52.293	65 Steve ANDREWS
ROW 9	17	1:45.737	12 James HASLEHURST	18	1:46.348	73 Ewan LINCE
ROW 8	15	1:45.273	74 Lucas DRYDEN	16	1:45.539	18 Darren BASSINGTHWAIGHTE
ROW 7	13	1:44.599	86 Andrew ANDERSON	14	1:45.253	5 Terry ROUGHTON
ROW 6	11	1:44.247	44 Stuart CLEEVELY	12	1:44.529	33 Ryan CLARKE
ROW 5	9	1:43.743	92 Rick GROOM	10	1:43.945	39 Martin RODGERS
ROW 4	7	1:43.605	88 Martin CAYZER	8	1:43.692	6 Andy PHILPOTTS
ROW 3	5	1:42.977	48 Neil DUDMAN	6	1:43.310	91 Finn GROOM
ROW 2	3	1:42.661	41 Jason WOOD	4	1:42.887	93 Ben BATEMAN
ROW 1	1	1:41.424	87 Stewart PLACE	2	1:41.901	71 Pip HAMMOND
Pole						

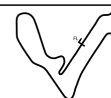
These results are provisional until the conclusion of any judicial and technical matters.

Croft: 2.1001 miles

Clerk Of Course:

Stewards:

Timekeeper: Stewart Burr



Finishline UK Ltd Classic Stock Hatch Championship

RACE 3 - CLASSIFICATION - AMENDED

Race Distance: 9 Laps / 18.90 miles



TOYO TIRES

Vulcanised
ulcanracing.co.uk

POS	NO	NAME	ENTRY	LAPS	TIME	GAP	DIFF	MPH	BEST	ON	GRD	↑↓
1	87	Stewart PLACE	Peugeot 205 GTi	9	15:32.122			73.00	1:42.132	4	1	0
2	71	Pip HAMMOND	Vauxhall Nova GTE	9	15:32.635	0.513	0.513	72.96	1:42.463	4	2	0
3	93	Ben BATEMAN	Vauxhall Nova GTE	9	15:37.017	4.895	4.382	72.61	1:42.896	5	4	1
4	41	Jason WOOD	Vauxhall Nova GTE	9	15:37.201	5.079	0.184	72.60	1:42.955	5	3	-1
5	88	Martin CAYZER	Ford Fiesta XR2i	9	15:44.246	12.124	7.045	72.06	1:43.324	5	7	2
6	44	Stuart CLEEVELY	Ford Fiesta XR2	9	15:44.488	12.366	0.242	72.04	1:42.992	8	11	5
7	92	Rick GROOM	Ford Fiesta XR2	9	15:49.151	17.029	4.663	71.69	1:43.164	6	9	2
8	12	James HASLEHURST	Peugeot 205 GTi	9	15:52.567	20.445	3.416	71.43	1:43.531	4	17	9
9	39	Martin RODGERS	Peugeot 205 GTi	9	15:53.445	21.323	0.878	71.36	1:43.791	6	10	1
10	48*	Neil DUDMAN	Peugeot 205 GTi	9	15:57.758	25.636	4.313	71.04	1:43.013	7	5	-5
11	33	Ryan CLARKE	Peugeot 205 GTi	9	16:00.607	28.485	2.849	70.83	1:44.232	6	12	1
12	18	Darren BASSINGTHWAIGHTE	Peugeot 205 GTi	9	16:02.370	30.248	1.763	70.70	1:44.605	7	16	4
13	5	Terry ROUGHTON	Citroen AX GTi	9	16:12.587	40.465	10.217	69.96	1:45.506	5	14	1
14	74	Lucas DRYDEN	Ford Fiesta XR2	9	16:13.537	41.415	0.950	69.89	1:44.801	5	15	1
15	58	Peter OSGERBY	Vauxhall Nova GTE	9	16:27.476	55.354	13.939	68.90	1:47.309	4	19	4

NOT CLASSIFIED

DNF	91	Finn GROOM	Ford Fiesta XR2	1	1:56.681	8 Laps	8 Laps	64.79	1:56.681	1	6	
DNF	65	Steve ANDREWS	Ford Fiesta XR2i	1	2:06.389	8 Laps	9.708	59.81			20	
DNF	73	Ewan LINCE	Vauxhall Nova GTE	1	2:09.546	8 Laps	3.157	58.36			18	
DNF	6	Andy PHILPOTTS	Ford Fiesta XR2i	0							8	
DQ	86*	Andrew ANDERSON	Suzuki Swift GTi								13	

FASTEST LAP

87	Stewart PLACE	Peugeot 205 GTi	4	1:42.132	74.02 mph	119.13 kph
----	---------------	-----------------	---	----------	-----------	------------

Comments:

*No. 86 - disqualified from the race result, post race scrutineering (underweight) ref C3.1.1

*No. 48 - transponder stopped working, please charge for next race

Weather / Track : Bright / Dry

These results are provisional until the conclusion of any judicial and technical matters.

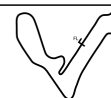
Date: 20/04/2024 Start: 14:06 Finish: 14:22

Croft: 2.1001 miles

Clerk Of Course:

Stewards:

Timekeeper: Stewart Burr



Finishline UK Ltd Classic Stock Hatch Championship

RACE 3 - LAP ANALYSIS

DIFF = Difference To Personal Best Lap

P1 87 Stewart PLACE				
LAP	LAP TIME	DIFF	MPH	TIME OF DAY
1 -	1:49.183	7.051	69.24	14:08:25.939
2 -	1:42.570 (3)	0.438	73.71	14:10:08.509
3 -	1:43.312	1.180	73.18	14:11:51.821
4 -	1:42.132 (1)		74.02	14:13:33.953
5 -	1:42.456 (2)	0.324	73.79	14:15:16.409
6 -	1:42.570 (3)	0.438	73.71	14:16:58.979
7 -	1:43.166	1.034	73.28	14:18:42.145
8 -	1:43.047	0.915	73.37	14:20:25.192
9 -	1:43.686	1.554	72.91	14:22:08.878

P2 71 Pip HAMMOND				
LAP	LAP TIME	DIFF	MPH	TIME OF DAY
1 -	1:49.775	7.312	68.87	14:08:26.531
2 -	1:42.682	0.219	73.63	14:10:09.213
3 -	1:43.053	0.590	73.36	14:11:52.266
4 -	1:42.463 (1)		73.78	14:13:34.729
5 -	1:42.489 (2)	0.026	73.77	14:15:17.218
6 -	1:42.572	0.109	73.71	14:16:59.790
7 -	1:42.558 (3)	0.095	73.72	14:18:42.348
8 -	1:43.433	0.970	73.09	14:20:25.781
9 -	1:43.610	1.147	72.97	14:22:09.391

P3 93 Ben BATEMAN				
LAP	LAP TIME	DIFF	MPH	TIME OF DAY
1 -	1:50.908	8.012	68.16	14:08:27.664
2 -	1:43.492	0.596	73.05	14:10:11.156
3 -	1:43.356	0.460	73.15	14:11:54.512
4 -	1:43.182 (3)	0.286	73.27	14:13:37.694
5 -	1:42.896 (1)		73.47	14:15:20.590
6 -	1:43.085 (2)	0.189	73.34	14:17:03.675
7 -	1:43.408	0.512	73.11	14:18:47.083
8 -	1:43.298	0.402	73.19	14:20:30.381
9 -	1:43.392	0.496	73.12	14:22:13.773

P4 41 Jason WOOD				
LAP	LAP TIME	DIFF	MPH	TIME OF DAY
1 -	1:50.423	7.468	68.46	14:08:27.179
2 -	1:43.468	0.513	73.07	14:10:10.647
3 -	1:43.161	0.206	73.28	14:11:53.808
4 -	1:43.180	0.225	73.27	14:13:36.988
5 -	1:42.955 (1)		73.43	14:15:19.943
6 -	1:43.140 (3)	0.185	73.30	14:17:03.083
7 -	1:43.766	0.811	72.86	14:18:46.849
8 -	1:42.987 (2)	0.032	73.41	14:20:29.836
9 -	1:44.121	1.166	72.61	14:22:13.957

P5 88 Martin CAYZER				
LAP	LAP TIME	DIFF	MPH	TIME OF DAY
1 -	1:53.923	10.599	66.36	14:08:30.679
2 -	1:44.212	0.888	72.55	14:10:14.891
3 -	1:43.801	0.477	72.83	14:11:58.692
4 -	1:43.532 (3)	0.208	73.02	14:13:42.224
5 -	1:43.324 (1)		73.17	14:15:25.548
6 -	1:43.513 (2)	0.189	73.04	14:17:09.061
7 -	1:43.644	0.320	72.94	14:18:52.705
8 -	1:43.734	0.410	72.88	14:20:36.439
9 -	1:44.563	1.239	72.30	14:22:21.002

DIFF = Difference To Personal Best Lap

P6 44 Stuart CLEEVELY				
LAP	LAP TIME	DIFF	MPH	TIME OF DAY
1 -	1:55.230	12.238	65.61	14:08:31.986
2 -	1:44.038	1.046	72.67	14:10:16.024
3 -	1:44.477	1.485	72.36	14:12:00.501
4 -	1:44.078	1.086	72.64	14:13:44.579
5 -	1:43.484	0.492	73.06	14:15:28.063
6 -	1:43.295 (2)	0.303	73.19	14:17:11.358
7 -	1:43.401 (3)	0.409	73.11	14:18:54.759
8 -	1:42.992 (1)		73.40	14:20:37.751
9 -	1:43.493	0.501	73.05	14:22:21.244

P7 92 Rick GROOM				
LAP	LAP TIME	DIFF	MPH	TIME OF DAY
1 -	1:53.391	10.227	66.67	14:08:30.147
2 -	1:45.630	2.466	71.57	14:10:15.777
3 -	1:45.192	2.028	71.87	14:12:00.969
4 -	1:44.027	0.863	72.67	14:13:44.996
5 -	1:43.961 (3)	0.797	72.72	14:15:28.957
6 -	1:43.164 (1)		73.28	14:17:12.121
7 -	1:43.687 (2)	0.523	72.91	14:18:55.808
8 -	1:44.291	1.127	72.49	14:20:40.099
9 -	1:45.808	2.644	71.45	14:22:25.907

P8 86 Andrew ANDERSON				
LAP	LAP TIME	DIFF	MPH	TIME OF DAY
1 -	1:55.975	11.835	65.19	14:08:32.731
2 -	1:44.274 (3)	0.134	72.50	14:10:17.005
3 -	1:44.543	0.403	72.32	14:12:01.548
4 -	1:44.140 (1)		72.60	14:13:45.688
5 -	1:44.186 (2)	0.046	72.56	14:15:29.874
6 -	1:44.286	0.146	72.49	14:17:14.160
7 -	1:44.498	0.358	72.35	14:18:58.658
8 -	1:44.422	0.282	72.40	14:20:43.080
9 -	1:44.842	0.702	72.11	14:22:27.922

P9 12 James HASLEHURST				
LAP	LAP TIME	DIFF	MPH	TIME OF DAY
1 -	1:59.107	15.576	63.47	14:08:35.863
2 -	1:45.774	2.243	71.47	14:10:21.637
3 -	1:44.368	0.837	72.44	14:12:06.005
4 -	1:43.531 (1)		73.02	14:13:49.536
5 -	1:43.816	0.285	72.82	14:15:33.352
6 -	1:43.699 (3)	0.168	72.90	14:17:17.051
7 -	1:43.656 (2)	0.125	72.93	14:19:00.707
8 -	1:44.369	0.838	72.44	14:20:45.076
9 -	1:44.247	0.716	72.52	14:22:29.323

P10 39 Martin RODGERS				
LAP	LAP TIME	DIFF	MPH	TIME OF DAY
1 -	1:57.197	13.406	64.51	14:08:33.953
2 -	1:46.077	2.286	71.27	14:10:20.030
3 -	1:44.577	0.786	72.29	14:12:04.607
4 -	1:44.066	0.275	72.65	14:13:48.673
5 -	1:43.971 (2)	0.180	72.71	14:15:32.644
6 -	1:43.791 (1)		72.84	14:17:16.435
7 -	1:44.032 (3)	0.241	72.67	14:19:00.467
8 -	1:45.281	1.490	71.81	14:20:45.748
9 -	1:44.453	0.662	72.38	14:22:30.201

Finishline UK Ltd Classic Stock Hatch Championship

RACE 3 - LAP ANALYSIS

DIFF = Difference To Personal Best Lap

P11 48 Neil DUDMAN				
LAP	LAP TIME	DIFF	MPH	TIME OF DAY
1 -	2:03.643	20.630	61.14	14:08:40.399
2 -	1:44.320	1.306	72.47	14:10:24.719
3 -	1:46.036	3.022	71.30	14:12:10.755
4 -	1:44.934	1.920	72.05	14:13:55.689
5 -	1:43.307 (2)	0.293	73.18	14:15:38.996
6 -	1:44.765	1.752	72.16	14:17:23.761
7 -	1:43.013 (1)		73.39	14:19:06.775
8 -	1:44.036	1.022	72.67	14:20:50.811
9 -	1:43.703 (3)	0.689	72.90	14:22:34.514

P12 33 Ryan CLARKE				
LAP	LAP TIME	DIFF	MPH	TIME OF DAY
1 -	2:00.312	16.080	62.84	14:08:37.068
2 -	1:46.495	2.263	70.99	14:10:23.563
3 -	1:46.977	2.745	70.67	14:12:10.540
4 -	1:44.391 (3)	0.159	72.42	14:13:54.931
5 -	1:44.896	0.664	72.07	14:15:39.827
6 -	1:44.232 (1)		72.53	14:17:24.059
7 -	1:44.532	0.300	72.32	14:19:08.591
8 -	1:44.538	0.306	72.32	14:20:53.129
9 -	1:44.234 (2)	0.002	72.53	14:22:37.363

P13 18 Darren BASSINGTHWAIGHTE				
LAP	LAP TIME	DIFF	MPH	TIME OF DAY
1 -	1:59.894	15.289	63.06	14:08:36.650
2 -	1:46.577	1.972	70.94	14:10:23.227
3 -	1:45.086	0.481	71.94	14:12:08.313
4 -	1:45.143	0.538	71.90	14:13:53.456
5 -	1:44.701 (2)	0.096	72.21	14:15:38.157
6 -	1:45.056 (3)	0.451	71.96	14:17:23.213
7 -	1:44.605 (1)		72.27	14:19:07.818
8 -	1:45.066	0.461	71.96	14:20:52.884
9 -	1:46.242	1.637	71.16	14:22:39.126

P14 5 Terry ROUGHTON				
LAP	LAP TIME	DIFF	MPH	TIME OF DAY
1 -	1:58.797	13.291	63.64	14:08:35.553
2 -	1:47.307	1.801	70.45	14:10:22.860
3 -	1:47.443	1.937	70.36	14:12:10.303
4 -	1:46.308	0.802	71.11	14:13:56.611
5 -	1:45.506 (1)		71.66	14:15:42.117
6 -	1:45.964 (3)	0.458	71.35	14:17:28.081
7 -	1:48.520	3.014	69.67	14:19:16.601
8 -	1:45.876 (2)	0.370	71.41	14:21:02.477
9 -	1:46.866	1.360	70.74	14:22:49.343

P15 74 Lucas DRYDEN				
LAP	LAP TIME	DIFF	MPH	TIME OF DAY
1 -	2:01.052	16.251	62.45	14:08:37.808
2 -	1:46.230	1.429	71.17	14:10:24.038
3 -	1:47.152	2.351	70.55	14:12:11.190
4 -	1:46.540	1.739	70.96	14:13:57.730
5 -	1:44.801 (1)		72.14	14:15:42.531
6 -	1:45.801 (3)	1.000	71.46	14:17:28.332
7 -	1:48.642	3.841	69.59	14:19:16.974
8 -	1:45.700 (2)	0.899	71.52	14:21:02.674
9 -	1:47.619	2.818	70.25	14:22:50.293

DIFF = Difference To Personal Best Lap

P16 58 Peter OSGERBY				
LAP	LAP TIME	DIFF	MPH	TIME OF DAY
1 -	2:03.322	16.013	61.30	14:08:40.078
2 -	1:49.088	1.779	69.30	14:10:29.166
3 -	1:47.848	0.539	70.10	14:12:17.014
4 -	1:47.309 (1)		70.45	14:14:04.323
5 -	1:47.764 (3)	0.455	70.15	14:15:52.087
6 -	1:48.377	1.068	69.76	14:17:40.464
7 -	1:48.105	0.796	69.93	14:19:28.569
8 -	1:47.433 (2)	0.124	70.37	14:21:16.002
9 -	1:48.230	0.921	69.85	14:23:04.232

P17 91 Finn GROOM				
LAP	LAP TIME	DIFF	MPH	TIME OF DAY
1 -	1:56.681 (1)		64.79	14:08:33.437

P18 65 Steve ANDREWS				
LAP	LAP TIME	DIFF	MPH	TIME OF DAY
1 -	2:06.389 P		59.81	14:08:43.145

P19 73 Ewan LINCE				
LAP	LAP TIME	DIFF	MPH	TIME OF DAY
1 -	2:09.546 P		58.36	14:08:46.302

Finishline UK Ltd Classic Stock Hatch Championship

RACE 3 - LAP CHART

LAP 1 @ 14:08:25.939			LAP 2 @ 14:10:08.509			LAP 3 @ 14:11:51.821			LAP 4 @ 14:13:33.953			LAP 5 @ 14:15:16.409		
NO	BEHIND	LAP TIME	NO	BEHIND	LAP TIME	NO	BEHIND	LAP TIME	NO	BEHIND	LAP TIME	NO	BEHIND	LAP TIME
87		1:49.183	87		1:42.570	87		1:43.312	87		1:42.132	87		1:42.456
71	0.592	1:49.775	71	0.704	1:42.682	71	0.445	1:43.053	71	0.776	1:42.463	71	0.809	1:42.489
41	1.240	1:50.423	41	2.138	1:43.468	41	1.987	1:43.161	41	3.035	1:43.180	41	3.534	1:42.955
93	1.725	1:50.908	93	2.647	1:43.492	93	2.691	1:43.356	93	3.741	1:43.182	93	4.181	1:42.896
92	4.208	1:53.391	88	6.382	1:44.212	88	6.871	1:43.801	88	8.271	1:43.532	88	9.139	1:43.324
88	4.740	1:53.923	92	7.268	1:45.630	44	8.680	1:44.477	44	10.626	1:44.078	44	11.654	1:43.484
44	6.047	1:55.230	44	7.515	1:44.038	92	9.148	1:45.192	92	11.043	1:44.027	92	12.548	1:43.961
86	6.792	1:55.975	86	8.496	1:44.274	86	9.727	1:44.543	86	11.735	1:44.140	86	13.465	1:44.186
91	7.498	1:56.681	39	11.521	1:46.077	39	12.786	1:44.577	39	14.720	1:44.066	39	16.235	1:43.971
39	8.014	1:57.197	12	13.128	1:45.774	12	14.184	1:44.368	12	15.583	1:43.531	12	16.943	1:43.816
5	9.614	1:58.797	5	14.351	1:47.307	18	16.492	1:45.086	18	19.503	1:45.143	18	21.748	1:44.701
12	9.924	1:59.107	18	14.718	1:46.577	5	18.482	1:47.443	33	20.978	1:44.391	48	22.587	1:43.307
18	10.711	1:59.894	33	15.054	1:46.495	33	18.719	1:46.977	48	21.736	1:44.934	33	23.418	1:44.896
33	11.129	2:00.312	74	15.529	1:46.230	48	18.934	1:46.036	5	22.658	1:46.308	5	25.708	1:45.506
74	11.869	2:01.052	48	16.210	1:44.320	74	19.369	1:47.152	74	23.777	1:46.540	74	26.122	1:44.801
58	14.139	2:03.322	58	20.657	1:49.088	58	25.193	1:47.848	58	30.370	1:47.309	58	35.678	1:47.764
48	14.460	2:03.643												
65	17.206	2:06.389 P												
73	20.363	2:09.546 P												

Finishline UK Ltd Classic Stock Hatch Championship

RACE 3 - LAP CHART

LAP 6 @ 14:16:58.979			LAP 7 @ 14:18:42.145			LAP 8 @ 14:20:25.192			LAP 9 @ 14:22:08.878		
NO	BEHIND	LAP TIME	NO	BEHIND	LAP TIME	NO	BEHIND	LAP TIME	NO	BEHIND	LAP TIME
87		1:42.570	87		1:43.166	87		1:43.047	87		1:43.686
71	0.811	1:42.572	71	0.203	1:42.558	71	0.589	1:43.433	71	0.513	1:43.610
41	4.104	1:43.140	41	4.704	1:43.766	41	4.644	1:42.987	93	4.895	1:43.392
93	4.696	1:43.085	93	4.938	1:43.408	93	5.189	1:43.298	41	5.079	1:44.121
88	10.082	1:43.513	88	10.560	1:43.644	88	11.247	1:43.734	88	12.124	1:44.563
44	12.379	1:43.295	44	12.614	1:43.401	44	12.559	1:42.992	44	12.366	1:43.493
92	13.142	1:43.164	92	13.663	1:43.687	92	14.907	1:44.291	92	17.029	1:45.808
86	15.181	1:44.286	86	16.513	1:44.498	86	17.888	1:44.422	86	19.044	1:44.842
39	17.456	1:43.791	39	18.322	1:44.032	12	19.884	1:44.369	12	20.445	1:44.247
12	18.072	1:43.699	12	18.562	1:43.656	39	20.556	1:45.281	39	21.323	1:44.453
18	24.234	1:45.056	48	24.630	1:43.013	48	25.619	1:44.036	48	25.636	1:43.703
48	24.782	1:44.765	18	25.673	1:44.605	18	27.692	1:45.066	33	28.485	1:44.234
33	25.080	1:44.232	33	26.446	1:44.532	33	27.937	1:44.538	18	30.248	1:46.242
5	29.102	1:45.964	5	34.456	1:48.520	5	37.285	1:45.876	5	40.465	1:46.866
74	29.353	1:45.801	74	34.829	1:48.642	74	37.482	1:45.700	74	41.415	1:47.619
58	41.485	1:48.377	58	46.424	1:48.105	58	50.810	1:47.433	58	55.354	1:48.230

Finishline UK Ltd Classic Stock Hatch Championship

RACE 3 - POSITION CHART

No	Name	Lap										
		Pos	1	2	3	4	5	6	7	8	9	
87	PLACE	1	87	87	87	87	87	87	87	87	87	87
71	HAMMOND	2	71	71	71	71	71	71	71	71	71	71
41	WOOD	3	41	41	41	41	41	41	41	41	41	93
93	BATEMAN	4	93	93	93	93	93	93	93	93	93	41
48	DUDMAN	5	92	88	88	88	88	88	88	88	88	88
91	GROOM	6	88	92	44	44	44	44	44	44	44	44
88	CAYZER	7	44	44	92	92	92	92	92	92	92	92
6	PHILPOTTS	8	86	86	86	86	86	86	86	86	86	86
92	GROOM	9	91	39	39	39	39	39	39	39	12	12
39	RODGERS	10	39	12	12	12	12	12	12	12	39	39
44	CLEEVELY	11	5	5	18	18	18	18	18	48	48	48
33	CLARKE	12	12	18	5	33	48	48	18	18	18	33
86	ANDERSON	13	18	33	33	48	33	33	33	33	33	18
5	ROUGHTON	14	33	74	48	5	5	5	5	5	5	5
74	DRYDEN	15	74	48	74	74	74	74	74	74	74	74
18	BASSINGTHWAIGHTE	16	58	58	58	58	58	58	58	58	58	58
12	HASLEHURST	17	48									
73	LINCE	18	65									
58	OSGERBY	19	73									
65	ANDREWS	20										

Finishline UK Ltd Classic Stock Hatch Championship

RACE 3 - STATISTICS

Competitors Started	20
Planned Start	2024-04-20 @ 14:00:00.000
Actual Start	2024-04-20 @ 14:06:36.755
Finish Time	2024-04-20 @ 14:22:08.877
Track Length	2.1001mi.
Total Laps	147
Total Distance Covered	308.7253mi.

Session Fastest Lap History

NO	NAME	LAP TIME	TIME OF DAY	LAP	VEHICLE
87	Stewart PLACE	1:49.183	14:08:25.953	1	Peugeot 205 GTi
87	Stewart PLACE	1:42.570	14:10:08.522	2	Peugeot 205 GTi
87	Stewart PLACE	1:42.132	14:13:33.965	4	Peugeot 205 GTi

Session Leader History

NO	NAME	FROM LAP	LAPS LED	DISTANCE	VEHICLE
87	Stewart PLACE	1	9	18.90 miles	Peugeot 205 GTi

Flag History

TYPE	TIME OF DAY
GREEN	14:06:36.755
FINISH	14:22:08.877

Flag Statistics

TYPE	COUNT	TOTAL LAPS	TOTAL TIME
Green	1	9	16:49.143
Red	0	0	0.000
Safety Car	0	0	0.000
FCY	0	0	0.000

Finishline UK Ltd Classic Stock Hatch Championship

RACE 11 - GRID (15 minutes)



TOYO TIRES

Vulcanised
ulcanracing.co.uk

ROW 10	19	65	Steve ANDREWS	1:52.508	20	12	James HASLEHURST
ROW 9	17	73	Ewan LINCE	1:46.578	18	58	Peter OSGERBY
ROW 8	15	86	Andrew ANDERSON	1:45.554	16	74	Lucas DRYDEN
ROW 7	13	5	Terry ROUGHTON	1:45.466	14	18	Darren BASSINGTHWAIGHTE
ROW 6	11	33	Ryan CLARKE	1:44.572	12	44	Stuart CLEEVELY
ROW 5	9	6	Andy PHILPOTTS	1:43.782	10	39	Martin RODGERS
ROW 4	7	92	Rick GROOM	1:43.747	8	48	Neil DUDMAN
ROW 3	5	41	Jason WOOD	1:43.575	6	88	Martin CAYZER
ROW 2	3	93	Ben BATEMAN	1:42.940	4	91	Finn GROOM
ROW 1	1	87	Stewart PLACE	1:41.605	2	71	Pip HAMMOND
Pole							

These results are provisional until the conclusion of any judicial and technical matters.

Croft: 2.1001 miles

Clerk Of Course: Lynne Spurr

Stewards:

Timekeeper: Stewart Burr



Finishline UK Ltd Classic Stock Hatch Championship

RACE 11 - CLASSIFICATION - AMENDED

Race Distance: 9 Laps / 18.90 miles



TOYO TIRES

Vulcanised
ulcanracing.co.uk

POS	NO	NAME	ENTRY	LAPS	TIME	GAP	DIFF	MPH	BEST	ON	GRD	↑↓
1	71	Pip HAMMOND	Vauxhall Nova GTE	9	15:26.091			73.47	1:41.691	6	2	1
2	87	Stewart PLACE	Peugeot 205 GTi	9	15:26.376	0.285	0.285	73.45	1:41.721	6	1	-1
3	93	Ben BATEMAN	Vauxhall Nova GTE	9	15:36.114	10.023	9.738	72.68	1:42.761	3	3	0
4	48	Neil DUDMAN	Peugeot 205 GTi	9	15:42.762	16.671	6.648	72.17	1:43.131	7	8	4
5	88	Martin CAYZER	Ford Fiesta XR2i	9	15:46.010	19.919	3.248	71.92	1:43.404	7	6	1
6	41	Jason WOOD	Vauxhall Nova GTE	9	15:47.140	21.049	1.130	71.84	1:43.213	9	5	-1
7	91	Finn GROOM	Ford Fiesta XR2	9	15:48.827	22.736	1.687	71.71	1:43.537	2	4	-3
8	44	Stuart CLEEVELY	Ford Fiesta XR2	9	15:48.978	22.887	0.151	71.70	1:43.632	3	12	4
9	92	Rick GROOM	Ford Fiesta XR2	9	15:49.391	23.300	0.413	71.67	1:43.516	9	7	-2
10	39	Martin RODGERS	Peugeot 205 GTi	9	15:51.897	25.806	2.506	71.48	1:43.486	2	10	0
11	86	Andrew ANDERSON	Suzuki Swift GTi	9	15:54.973	28.882	3.076	71.25	1:44.084	9	15	4
12	33	Ryan CLARKE	Peugeot 205 GTi	9	15:55.169	29.078	0.196	71.23	1:43.876	9	11	-1
13	18	Darren BASSINGTHWAIGHTE	Peugeot 205 GTi	9	15:58.244	32.153	3.075	71.01	1:44.370	7	14	1
14	74	Lucas DRYDEN	Ford Fiesta XR2	9	16:00.968	34.877	2.724	70.80	1:43.805	7	16	2
15	73	Ewan LINCE	Vauxhall Nova GTE	9	16:02.903	36.812	1.935	70.66	1:44.687	9	17	2

NOT CLASSIFIED

DNF	12	James HASLEHURST	Peugeot 205 GTi	8	14:11.906	1 Lap	1 Lap	70.99	1:43.784	7	20	
DNF	65	Steve ANDREWS	Ford Fiesta XR2i	0							19	
DQ	5*	Terry ROUGHTON	Citroen AX GTi								13	

NOT STARTED

NS	6	Andy PHILPOTTS	Ford Fiesta XR2i								9	
NS	58	Peter OSGERBY	Vauxhall Nova GTE								18	

FASTEST LAP

71	Pip HAMMOND	Vauxhall Nova GTE	6	1:41.691	74.34 mph	119.65 kph
----	-------------	-------------------	---	----------	-----------	------------

Comments:

*No. 5 - disqualified from the race result, failure to adhere to flag signals Q12.24.3

Weather / Track : Bright / Dry

These results are provisional until the conclusion of any judicial and technical matters.

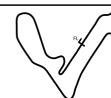
Date: 21/04/2024 Start: 13:11 Finish: 13:26

Croft: 2.1001 miles

Clerk Of Course: Lynne Spurr

Stewards:

Timekeeper: Stewart Burr



Finishline UK Ltd Classic Stock Hatch Championship

RACE 11 - LAP ANALYSIS

DIFF = Difference To Personal Best Lap

P1 71 Pip HAMMOND				
LAP	LAP TIME	DIFF	MPH	TIME OF DAY
1 -	1:49.050	7.359	69.33	13:12:52.562
2 -	1:42.058	0.367	74.08	13:14:34.620
3 -	1:41.952 (3)	0.261	74.15	13:16:16.572
4 -	1:42.391	0.700	73.84	13:17:58.963
5 -	1:41.930 (2)	0.239	74.17	13:19:40.893
6 -	1:41.691 (1)		74.34	13:21:22.584
7 -	1:42.035	0.344	74.09	13:23:04.619
8 -	1:41.959	0.268	74.15	13:24:46.578
9 -	1:43.025	1.334	73.38	13:26:29.603

P2 87 Stewart PLACE				
LAP	LAP TIME	DIFF	MPH	TIME OF DAY
1 -	1:48.239	6.518	69.85	13:12:51.751
2 -	1:42.007	0.286	74.11	13:14:33.758
3 -	1:41.805 (3)	0.084	74.26	13:16:15.563
4 -	1:42.162	0.441	74.00	13:17:57.725
5 -	1:41.766 (2)	0.045	74.29	13:19:39.491
6 -	1:41.721 (1)		74.32	13:21:21.212
7 -	1:42.504	0.783	73.75	13:23:03.716
8 -	1:42.160	0.439	74.00	13:24:45.876
9 -	1:44.012	2.291	72.68	13:26:29.888

P3 93 Ben BATEMAN				
LAP	LAP TIME	DIFF	MPH	TIME OF DAY
1 -	1:49.566	6.805	69.00	13:12:53.078
2 -	1:42.963 (3)	0.202	73.43	13:14:36.041
3 -	1:42.761 (1)		73.57	13:16:18.802
4 -	1:42.925 (2)	0.164	73.45	13:18:01.727
5 -	1:43.264	0.503	73.21	13:19:44.991
6 -	1:43.160	0.399	73.29	13:21:28.151
7 -	1:43.793	1.032	72.84	13:23:11.944
8 -	1:43.468	0.707	73.07	13:24:55.412
9 -	1:44.214	1.453	72.54	13:26:39.626

P4 48 Neil DUDMAN				
LAP	LAP TIME	DIFF	MPH	TIME OF DAY
1 -	1:52.788	9.657	67.03	13:12:56.300
2 -	1:43.950	0.819	72.73	13:14:40.250
3 -	1:43.321 (2)	0.190	73.17	13:16:23.571
4 -	1:44.128	0.997	72.60	13:18:07.699
5 -	1:44.073	0.942	72.64	13:19:51.772
6 -	1:43.665 (3)	0.534	72.93	13:21:35.437
7 -	1:43.131 (1)		73.31	13:23:18.568
8 -	1:43.889	0.758	72.77	13:25:02.457
9 -	1:43.817	0.686	72.82	13:26:46.274

P5 88 Martin CAYZER				
LAP	LAP TIME	DIFF	MPH	TIME OF DAY
1 -	1:53.156	9.752	66.81	13:12:56.668
2 -	1:44.192	0.788	72.56	13:14:40.860
3 -	1:43.424 (2)	0.020	73.10	13:16:24.284
4 -	1:44.160	0.756	72.58	13:18:08.444
5 -	1:44.095	0.691	72.63	13:19:52.539
6 -	1:45.728	2.324	71.51	13:21:38.267
7 -	1:43.404 (1)		73.11	13:23:21.671
8 -	1:44.411	1.007	72.41	13:25:06.082
9 -	1:43.440 (3)	0.036	73.09	13:26:49.522

DIFF = Difference To Personal Best Lap

P6 41 Jason WOOD				
LAP	LAP TIME	DIFF	MPH	TIME OF DAY
1 -	1:51.321	8.108	67.91	13:12:54.833
2 -	1:43.601 (3)	0.388	72.97	13:14:38.434
3 -	1:44.084	0.871	72.63	13:16:22.518
4 -	1:45.352	2.139	71.76	13:18:07.870
5 -	1:43.431 (2)	0.218	73.09	13:19:51.301
6 -	1:45.237	2.024	71.84	13:21:36.538
7 -	1:43.916	0.703	72.75	13:23:20.454
8 -	1:46.985	3.772	70.66	13:25:07.439
9 -	1:43.213 (1)		73.25	13:26:50.652

P7 91 Finn GROOM				
LAP	LAP TIME	DIFF	MPH	TIME OF DAY
1 -	1:50.324	6.787	68.53	13:12:53.836
2 -	1:43.537 (1)		73.02	13:14:37.373
3 -	1:44.392	0.855	72.42	13:16:21.765
4 -	1:44.532	0.995	72.32	13:18:06.297
5 -	1:44.264 (2)	0.727	72.51	13:19:50.561
6 -	1:45.128	1.591	71.91	13:21:35.689
7 -	1:44.362 (3)	0.825	72.44	13:23:20.051
8 -	1:47.645	4.108	70.23	13:25:07.696
9 -	1:44.643	1.106	72.25	13:26:52.339

P8 44 Stuart CLEEVELY				
LAP	LAP TIME	DIFF	MPH	TIME OF DAY
1 -	1:53.408	9.776	66.66	13:12:56.920
2 -	1:44.239	0.607	72.53	13:14:41.159
3 -	1:43.632 (1)		72.95	13:16:24.791
4 -	1:43.803 (3)	0.171	72.83	13:18:08.594
5 -	1:44.376	0.744	72.43	13:19:52.970
6 -	1:45.457	1.825	71.69	13:21:38.427
7 -	1:43.635 (2)	0.003	72.95	13:23:22.062
8 -	1:45.942	2.310	71.36	13:25:08.004
9 -	1:44.486	0.854	72.36	13:26:52.490

P9 92 Rick GROOM				
LAP	LAP TIME	DIFF	MPH	TIME OF DAY
1 -	1:54.326	10.810	66.13	13:12:57.838
2 -	1:44.167	0.651	72.58	13:14:42.005
3 -	1:43.696 (2)	0.180	72.91	13:16:25.701
4 -	1:43.776 (3)	0.260	72.85	13:18:09.477
5 -	1:44.102	0.586	72.62	13:19:53.579
6 -	1:45.580	2.064	71.61	13:21:39.159
7 -	1:44.734	1.218	72.18	13:23:23.893
8 -	1:45.494	1.978	71.66	13:25:09.387
9 -	1:43.516 (1)		73.03	13:26:52.903

P10 39 Martin RODGERS				
LAP	LAP TIME	DIFF	MPH	TIME OF DAY
1 -	1:52.486	9.000	67.21	13:12:55.998
2 -	1:43.486 (1)		73.05	13:14:39.484
3 -	1:44.017 (2)	0.531	72.68	13:16:23.501
4 -	1:44.569	1.083	72.30	13:18:08.070
5 -	1:44.230 (3)	0.744	72.53	13:19:52.300
6 -	1:46.634	3.148	70.90	13:21:38.934
7 -	1:44.804	1.318	72.14	13:23:23.738
8 -	1:47.113	3.627	70.58	13:25:10.851
9 -	1:44.558	1.072	72.31	13:26:55.409

Finishline UK Ltd Classic Stock Hatch Championship

RACE 11 - LAP ANALYSIS

DIFF = Difference To Personal Best Lap

P11 86 Andrew ANDERSON				
LAP	LAP TIME	DIFF	MPH	TIME OF DAY
1 -	1:57.919	13.835	64.11	13:13:01.431
2 -	1:44.388 (3)	0.304	72.42	13:14:45.819
3 -	1:45.122	1.038	71.92	13:16:30.941
4 -	1:45.115	1.031	71.92	13:18:16.056
5 -	1:44.808	0.724	72.13	13:20:00.864
6 -	1:44.535	0.451	72.32	13:21:45.399
7 -	1:44.334 (2)	0.250	72.46	13:23:29.733
8 -	1:44.668	0.584	72.23	13:25:14.401
9 -	1:44.084 (1)		72.63	13:26:58.485

DIFF = Difference To Personal Best Lap

P16 12 James HASLEHURST				
LAP	LAP TIME	DIFF	MPH	TIME OF DAY
1 -	1:58.784	15.000	63.64	13:13:02.296
2 -	1:44.282 (3)	0.498	72.50	13:14:46.578
3 -	1:44.523	0.739	72.33	13:16:31.101
4 -	1:46.167	2.383	71.21	13:18:17.268
5 -	1:44.270 (2)	0.486	72.51	13:20:01.538
6 -	1:45.309	1.525	71.79	13:21:46.847
7 -	1:43.784 (1)		72.84	13:23:30.631
8 -	1:44.787	1.003	72.15	13:25:15.418

P12 33 Ryan CLARKE				
LAP	LAP TIME	DIFF	MPH	TIME OF DAY
1 -	1:56.055	12.179	65.14	13:12:59.567
2 -	1:45.561	1.685	71.62	13:14:45.128
3 -	1:45.665	1.789	71.55	13:16:30.793
4 -	1:45.679	1.803	71.54	13:18:16.472
5 -	1:44.557 (3)	0.681	72.31	13:20:01.029
6 -	1:44.852	0.976	72.10	13:21:45.881
7 -	1:44.251 (2)	0.375	72.52	13:23:30.132
8 -	1:44.673	0.797	72.23	13:25:14.805
9 -	1:43.876 (1)		72.78	13:26:58.681

P13 18 Darren BASSINGTHWAIGHTE				
LAP	LAP TIME	DIFF	MPH	TIME OF DAY
1 -	1:59.531	15.161	63.25	13:13:03.043
2 -	1:45.801	1.431	71.46	13:14:48.844
3 -	1:44.906	0.536	72.07	13:16:33.750
4 -	1:45.203	0.833	71.86	13:18:18.953
5 -	1:44.824	0.454	72.12	13:20:03.777
6 -	1:44.440 (2)	0.070	72.39	13:21:48.217
7 -	1:44.370 (1)		72.44	13:23:32.587
8 -	1:44.548 (3)	0.178	72.31	13:25:17.135
9 -	1:44.621	0.251	72.26	13:27:01.756

P14 74 Lucas DRYDEN				
LAP	LAP TIME	DIFF	MPH	TIME OF DAY
1 -	2:00.020	16.215	62.99	13:13:03.532
2 -	1:44.820	1.015	72.12	13:14:48.352
3 -	1:44.571 (3)	0.766	72.30	13:16:32.923
4 -	1:45.027	1.222	71.98	13:18:17.950
5 -	1:44.384 (2)	0.579	72.43	13:20:02.334
6 -	1:44.938	1.133	72.04	13:21:47.272
7 -	1:43.805 (1)		72.83	13:23:31.077
8 -	1:45.000	1.195	72.00	13:25:16.077
9 -	1:48.403	4.598	69.74	13:27:04.480

P15 73 Ewan LINCE				
LAP	LAP TIME	DIFF	MPH	TIME OF DAY
1 -	2:00.773	16.086	62.60	13:13:04.285
2 -	1:46.358	1.671	71.08	13:14:50.643
3 -	1:45.725	1.038	71.51	13:16:36.368
4 -	1:45.181	0.494	71.88	13:18:21.549
5 -	1:44.765 (2)	0.078	72.16	13:20:06.314
6 -	1:45.149	0.462	71.90	13:21:51.463
7 -	1:45.267	0.580	71.82	13:23:36.730
8 -	1:44.998 (3)	0.311	72.00	13:25:21.728
9 -	1:44.687 (1)		72.22	13:27:06.415

Finishline UK Ltd Classic Stock Hatch Championship

RACE 11 - LAP CHART

LAP 1 @ 13:12:51.751			LAP 2 @ 13:14:33.758			LAP 3 @ 13:16:15.563			LAP 4 @ 13:17:57.725			LAP 5 @ 13:19:39.491		
NO	BEHIND	LAP TIME	NO	BEHIND	LAP TIME	NO	BEHIND	LAP TIME	NO	BEHIND	LAP TIME	NO	BEHIND	LAP TIME
87		1:48.239	87		1:42.007	87		1:41.805	87		1:42.162	87		1:41.766
71	0.811	1:49.050	71	0.862	1:42.058	71	1.009	1:41.952	71	1.238	1:42.391	71	1.402	1:41.930
93	1.327	1:49.566	93	2.283	1:42.963	93	3.239	1:42.761	93	4.002	1:42.925	93	5.500	1:43.264
91	2.085	1:50.324	91	3.615	1:43.537	91	6.202	1:44.392	91	8.572	1:44.532	91	11.070	1:44.264
41	3.082	1:51.321	41	4.676	1:43.601	41	6.955	1:44.084	48	9.974	1:44.128	41	11.810	1:43.431
39	4.247	1:52.486	39	5.726	1:43.486	39	7.938	1:44.017	41	10.145	1:45.352	48	12.281	1:44.073
48	4.549	1:52.788	48	6.492	1:43.950	48	8.008	1:43.321	39	10.345	1:44.569	39	12.809	1:44.230
88	4.917	1:53.156	88	7.102	1:44.192	88	8.721	1:43.424	88	10.719	1:44.160	88	13.048	1:44.095
44	5.169	1:53.408	44	7.401	1:44.239	44	9.228	1:43.632	44	10.869	1:43.803	44	13.479	1:44.376
92	6.087	1:54.326	92	8.247	1:44.167	92	10.138	1:43.696	92	11.752	1:43.776	92	14.088	1:44.102
33	7.816	1:56.055	33	11.370	1:45.561	33	15.230	1:45.665	86	18.331	1:45.115	86	21.373	1:44.808
86	9.680	1:57.919	86	12.061	1:44.388	86	15.378	1:45.122	33	18.747	1:45.679	33	21.538	1:44.557
12	10.545	1:58.784	12	12.820	1:44.282	12	15.538	1:44.523	12	19.543	1:46.167	12	22.047	1:44.270
18	11.292	1:59.531	74	14.594	1:44.820	74	17.360	1:44.571	74	20.225	1:45.027	74	22.843	1:44.384
74	11.781	2:00.020	18	15.086	1:45.801	18	18.187	1:44.906	18	21.228	1:45.203	18	24.286	1:44.824
5	12.327	2:00.566	5	15.833	1:45.513	5	19.184	1:45.156	5	22.234	1:45.212	5	25.056	1:44.588
73	12.534	2:00.773	73	16.885	1:46.358	73	20.805	1:45.725	73	23.824	1:45.181	73	26.823	1:44.765

Finishline UK Ltd Classic Stock Hatch Championship

RACE 11 - LAP CHART

LAP 6 @ 13:21:21.212			LAP 7 @ 13:23:03.716			LAP 8 @ 13:24:45.876			LAP 9 @ 13:26:29.603		
NO	BEHIND	LAP TIME	NO	BEHIND	LAP TIME	NO	BEHIND	LAP TIME	NO	BEHIND	LAP TIME
87		1:41.721	87		1:42.504	87		1:42.160	71		1:43.025
71	1.372	1:41.691	71	0.903	1:42.035	71	0.702	1:41.959	87	0.285	1:44.012
93	6.939	1:43.160	93	8.228	1:43.793	93	9.536	1:43.468	93	10.023	1:44.214
48	14.225	1:43.665	48	14.852	1:43.131	48	16.581	1:43.889	48	16.671	1:43.817
91	14.477	1:45.128	91	16.335	1:44.362	88	20.206	1:44.411	88	19.919	1:43.440
41	15.326	1:45.237	41	16.738	1:43.916	41	21.563	1:46.985	41	21.049	1:43.213
88	17.055	1:45.728	88	17.955	1:43.404	91	21.820	1:47.645	91	22.736	1:44.643
44	17.215	1:45.457	44	18.346	1:43.635	44	22.128	1:45.942	44	22.887	1:44.486
39	17.722	1:46.634	39	20.022	1:44.804	92	23.511	1:45.494	92	23.300	1:43.516
92	17.947	1:45.580	92	20.177	1:44.734	39	24.975	1:47.113	39	25.806	1:44.558
86	24.187	1:44.535	86	26.017	1:44.334	86	28.525	1:44.668	86	28.882	1:44.084
33	24.669	1:44.852	33	26.416	1:44.251	33	28.929	1:44.673	33	29.078	1:43.876
12	25.635	1:45.309	12	26.915	1:43.784	12	29.542	1:44.787	18	32.153	1:44.621
74	26.060	1:44.938	74	27.361	1:43.805	74	30.201	1:45.000	74	34.877	1:48.403
18	27.005	1:44.440	18	28.871	1:44.370	18	31.259	1:44.548	73	36.812	1:44.687
5	27.912	1:44.577	5	30.299	1:44.891	73	35.852	1:44.998			
73	30.251	1:45.149	73	33.014	1:45.267						

Finishline UK Ltd Classic Stock Hatch Championship

RACE 11 - POSITION CHART

No	Name	Lap										
		Pos	1	2	3	4	5	6	7	8	9	
87	PLACE	1	87	87	87	87	87	87	87	87	87	71
71	HAMMOND	2	71	71	71	71	71	71	71	71	71	87
93	BATEMAN	3	93	93	93	93	93	93	93	93	93	93
91	GROOM	4	91	91	91	91	91	48	48	48	48	
41	WOOD	5	41	41	41	48	41	91	91	88	88	
88	CAYZER	6	39	39	39	41	48	41	41	41	41	
92	GROOM	7	48	48	48	39	39	88	88	91	91	
48	DUDMAN	8	88	88	88	88	88	44	44	44	44	
6	PHILPOTTS	9	44	44	44	44	44	39	39	92	92	
39	RODGERS	10	92	92	92	92	92	92	92	39	39	
33	CLARKE	11	33	33	33	86	86	86	86	86	86	
44	CLEEVELY	12	86	86	86	33	33	33	33	33	33	
5	ROUGHTON	13	12	12	12	12	12	12	12	12	18	
18	BASSINGTHWAIGHTE	14	18	74	74	74	74	74	74	74	74	
86	ANDERSON	15	74	18	18	18	18	18	18	18	18	73
74	DRYDEN	16	5	5	5	5	5	5	5	5	73	
73	LINCE	17	73	73	73	73	73	73	73			
58	OSGERBY	18										
65	ANDREWS	19										
12	HASLEHURST	20										

Finishline UK Ltd Classic Stock Hatch Championship

RACE 11 - STATISTICS

Competitors Started	18
Planned Start	2024-04-21 @ 13:00:00.000
Actual Start	2024-04-21 @ 13:11:03.511
Finish Time	2024-04-21 @ 13:26:28.826
Track Length	2.1001mi.
Total Laps	150
Total Distance Covered	315.0258mi.

Session Fastest Lap History

NO	NAME	LAP TIME	TIME OF DAY	LAP	VEHICLE
87	Stewart PLACE	1:48.239	13:12:51.764	1	Peugeot 205 GTi
87	Stewart PLACE	1:42.007	13:14:33.772	2	Peugeot 205 GTi
87	Stewart PLACE	1:41.805	13:16:15.577	3	Peugeot 205 GTi
87	Stewart PLACE	1:41.766	13:19:39.504	5	Peugeot 205 GTi
87	Stewart PLACE	1:41.721	13:21:21.225	6	Peugeot 205 GTi
71	Pip HAMMOND	1:41.691	13:21:22.599	6	Vauxhall Nova GTE

Session Leader History

NO	NAME	FROM LAP	LAPS LED	DISTANCE	VEHICLE
87	Stewart PLACE	1	8	16.80 miles	Peugeot 205 GTi
71	Pip HAMMOND	9	1	2.10 miles	Vauxhall Nova GTE

Flag History

TYPE	TIME OF DAY
GREEN	13:11:03.511
FINISH	13:26:28.826

Flag Statistics

TYPE	COUNT	TOTAL LAPS	TOTAL TIME
Green	1	9	16:54.183
Red	0	0	0.000
Safety Car	0	0	0.000
FCY	0	0	0.000