

Classic Stock Hatch Championship

Qualifying 8

Pl	No	Cl	Name	Car	Laps	Time on Lap	Behind	MPH	
1	87		Stewart PLACE	Peugeot 205 GTi	9	1:12.03	8	81.99	
2	41		Jason WOOD	Vauxhall Nova GTE	9	1:12.82	9	0.79	81.10
3	2		Ryan MORGAN	Ford Fiesta XR2	9	1:13.11	8	1.08	80.78
4	6		Andy PHILPOTTS	Ford Fiesta XR2i	9	1:13.14	9	1.11	80.75
5	39		Martin RODGERS	Peugeot 205 GTi	9	1:13.21	9	1.18	80.67
6	88		Martin CAYZER	Ford Fiesta XR2i	9	1:13.22	3	1.19	80.66
7	99		Scott WARD	Ford Fiesta XR2i	4	1:13.25	2	1.22	80.63
8	91		Steve GROOM	Ford Fiesta XR2	5	1:13.36	5	1.33	80.50
9	46		Chris DEAR	Peugeot 205 GTi	6	1:13.63	6	1.60	80.21
10	33		Ryan CLARKE	Peugeot 205 GTi	9	1:13.88	9	1.85	79.94
11	89		Richard KELSALL	Ford Fiesta XR2i	9	1:13.97	7	1.94	79.84
12	12		James HASLEHURST	Peugeot 205 GTi	8	1:14.12	7	2.09	79.68
13	5		Terry ROUGHTON	Citroen AX GTi	9	1:14.12	9	2.09	79.68
14	53		Pete MORGAN	Ford Fiesta XR2	9	1:14.31	6	2.28	79.48
15	73		Jason WATKINSON	Peugeot 106 XSi	9	1:14.34	6	2.31	79.44
16	24		James HANCOCK	Peugeot 205GTi	9	1:14.36	8	2.33	79.42
17	30		William HUMPHRIES	Peugeot 205 GTi	9	1:14.60	7	2.57	79.17
18	18		Darren BASSINGTHWAIGHTE	Peugeot 205 GTi	8	1:14.69	7	2.66	79.07
19	26		Paul BROCK	Ford Fiesta XR2i	9	1:14.91	8	2.88	78.84
20	60		Gary COBOURN	Ford Fiesta XR2	9	1:15.12	9	3.09	78.62
21	27		Jack REYNOLDS	Peugeot 205 GTi	9	1:15.15	9	3.12	78.59
22	58		Peter OSGERBY	Vauxhall Nova GTE	9	1:15.18	9	3.15	78.56
23	14		David SHEAKEY	Vauxhall Nova GTE	9	1:15.18	9	3.15	78.56
24	92		Rick GROOM	Ford Fiesta XR2	8	1:15.91	8	3.88	77.80
25	21		Ian GRIBBEN	Ford Fiesta XR2	5	1:16.89	5	4.86	76.81

Exclusions

77 Harry ORMEROD/Tim CRIGHTON /
Peter ORMEROD BMW E87 116i

No 77 (B16) Driver qualified for race 17

Weather / Track:

Start Time : 09:20

Silverstone National

25 Apr 21 09:37

Clerk of Course :	Time Issued :	Chief Timekeeper : Terry Stevens
-------------------	---------------	----------------------------------

THESE RESULTS REMAIN PROVISIONAL FOR A MINIMUM OF 30 MINUTES FROM THE TIME OF ISSUE AND UNTIL ALL JUDICIAL AND TECHNICAL MATTERS HAVE BEEN SETTLED.

Demon Tweeks / Yokohama Classic Stock Hatch Championship


LAP TIMES - Qualifying 8

2	Ryan MORGAN										
	Lap	1	2	3	4	5	6	7	8	9	10
	1	1:17.67	1:14.30	1:14.25	4:30.49	1:13.24	1:13.72	1:13.23	1:13.11	1:13.33	
5	Terry ROUGHTON										
	Lap	1	2	3	4	5	6	7	8	9	10
	1	1:22.77	1:16.32	1:16.90	4:27.13	1:17.07	1:14.77	1:14.72	1:15.25	1:14.12	
6	Andy PHILPOTTS										
	Lap	1	2	3	4	5	6	7	8	9	10
	1	1:17.42	1:14.08	1:13.39	4:31.74	1:13.90	1:13.56	1:14.02	1:13.67	1:13.14	
12	James HASLEHURST										
	Lap	1	2	3	4	5	6	7	8	9	10
	1	1:25.37	1:19.35	5:35.78	1:16.73	1:14.93	1:14.49	1:14.12	1:14.37		
14	David SHEAKEY										
	Lap	1	2	3	4	5	6	7	8	9	10
	1	1:26.85	1:19.10	1:18.84	4:29.89	1:17.03	1:16.11	1:17.30	1:16.05	1:15.18	
18	Darren BASSINGTHWAIGHTE										
	Lap	1	2	3	4	5	6	7	8	9	10
	1	1:31.56	1:19.09	5:45.54	1:16.39	1:16.38	1:15.04	1:14.69	1:16.64		
21	Ian GRIBBEN										
	Lap	1	2	3	4	5	6	7	8	9	10
	1	1:19.91	1:18.40	1:17.05	1:17.08	1:16.89					
24	James HANCOCK										
	Lap	1	2	3	4	5	6	7	8	9	10
	1	1:20.45	1:16.92	1:15.26	4:27.66	1:15.10	1:14.70	1:14.70	1:14.36	1:17.57	
26	Paul BROCK										
	Lap	1	2	3	4	5	6	7	8	9	10
	1	1:21.55	1:18.48	1:16.23	4:34.68	1:16.11	1:16.25	1:16.33	1:14.91	1:15.65	
27	Jack REYNOLDS										
	Lap	1	2	3	4	5	6	7	8	9	10
	1	1:19.32	1:16.79	1:16.32	4:23.80	1:15.69	1:15.53	1:15.21	1:15.52	1:15.15	
30	William HUMPHRIES										
	Lap	1	2	3	4	5	6	7	8	9	10
	1	1:21.89	1:17.86	1:15.46	4:32.31	1:18.04	1:15.64	1:14.60	1:16.51	1:14.91	
33	Ryan CLARKE										
	Lap	1	2	3	4	5	6	7	8	9	10
	1	1:20.07	1:15.47	1:14.12	4:36.55	1:14.10	1:14.32	1:14.21	1:14.50	1:13.88	
39	Martin RODGERS										
	Lap	1	2	3	4	5	6	7	8	9	10
	1	1:17.34	1:14.59	1:15.41	5:25.81	1:13.84	1:13.62	1:13.94	1:13.40	1:13.21	

41	Jason WOOD										
	Lap	1	2	3	4	5	6	7	8	9	10
	1	1:16.73	1:14.51	1:14.18	5:22.48	1:13.34	1:13.55	1:12.83	1:14.20	1:12.82	
46	Chris DEAR										
	Lap	1	2	3	4	5	6	7	8	9	10
	1	9:02.84	1:14.89	1:16.25	1:16.34	1:14.30	1:13.63				
53	Pete MORGAN										
	Lap	1	2	3	4	5	6	7	8	9	10
	1	1:18.85	1:15.30	1:15.00	4:31.79	1:15.07	1:14.31	1:14.81	1:14.67	1:14.87	
58	Peter OSGERBY										
	Lap	1	2	3	4	5	6	7	8	9	10
	1	1:21.58	1:17.38	1:16.64	4:40.48	1:18.22	1:18.06	1:15.38	1:15.34	1:15.18	
60	Gary COBURN										
	Lap	1	2	3	4	5	6	7	8	9	10
	1	1:21.51	1:16.51	1:16.94	4:23.88	1:16.04	1:16.19	1:15.70	1:15.54	1:15.12	
73	Jason WATKINSON										
	Lap	1	2	3	4	5	6	7	8	9	10
	1	1:21.48	1:17.27	1:16.12	4:35.84	1:16.05	1:14.34	1:14.90	1:14.93	1:14.69	
77	Harry ORMEROD										
	Lap	1	2	3	4	5	6	7	8	9	10
	1	1:20.55	1:19.90	5:53.56	1:18.98	1:32.14					
87	Stewart PLACE										
	Lap	1	2	3	4	5	6	7	8	9	10
	1	1:17.05	1:13.66	1:13.08	5:23.54	1:12.93	1:12.76	1:12.51	1:12.03	1:12.03	
88	Martin CAYZER										
	Lap	1	2	3	4	5	6	7	8	9	10
	1	1:18.29	1:14.73	1:13.22	4:30.95	1:13.37	1:13.27	1:13.32	1:13.90	1:13.99	
89	Richard KELSALL										
	Lap	1	2	3	4	5	6	7	8	9	10
	1	1:19.62	1:15.95	1:15.91	4:23.86	1:15.10	1:14.46	1:13.97	1:14.00	1:13.99	
91	Steve GROOM										
	Lap	1	2	3	4	5	6	7	8	9	10
	1	1:21.49	1:23.38	9:30.56	1:14.29	1:13.36					
92	Rick GROOM										
	Lap	1	2	3	4	5	6	7	8	9	10
	1	1:23.66	1:19.06	5:39.86	1:16.57	1:16.13	1:16.61	1:16.00	1:15.91		
99	Scott WARD										
	Lap	1	2	3	4	5	6	7	8	9	10
	1	1:19.34	1:13.25	7:09.67	1:50.23						




RACE GRID



Demon Tweeks / Yokohama Classic Stock Hatch Championship

Race 13

ROW 14		
ROW 13		21 01:16.890 Ian GRIBBEN
ROW 12	92 01:15.910 Rick GROOM	14 01:15.180 David SHEAKEY
ROW 11	58 01:15.180 Peter OSGERBY	27 01:15.150 Jack REYNOLDS
ROW 10	60 01:15.120 Gary COBOURN	26 01:14.910 Paul BROCK
ROW 9	18 01:14.690 Darren BASSINGTHWAIG	30 01:14.600 William HUMPHRIES
ROW 8	24 01:14.360 James HANCOCK	73 01:14.340 Jason WATKINSON
ROW 7	53 01:14.310 Pete MORGAN	5 01:14.120 Terry ROUGHTON
ROW 6	12 01:14.120 James HASLEHURST	89 01:13.970 Richard KELSALL
ROW 5	33 01:13.880 Ryan CLARKE	46 01:13.630 Chris DEAR
ROW 4	91 01:13.360 Steve GROOM	99 01:13.250 Scott WARD
ROW 3	88 01:13.220 Martin CAYZER	39 01:13.210 Martin RODGERS
ROW 2	6 01:13.140 Andy PHILPOTTS	2 01:13.110 Ryan MORGAN
ROW 1	41 01:12.820 Jason WOOD	87 01:12.030 Stewart PLACE
POLE		





Provisional Results - Race 13

PI	No	Cl	Name	Car	Laps	Time	Behind	MPH	Best Lap on	MPH
1	87		Stewart PLACE	Peugeot 205 GTi	13	15:54.52		80.43	1:12.60	9 81.35
2	2		Ryan MORGAN	Ford Fiesta XR2	13	15:57.79	3.27	80.16	1:12.81	2 81.11
3	46		Chris DEAR	Peugeot 205 GTi	13	15:59.64	5.12	80.00	1:12.76	3 81.17
4	88		Martin CAYZER	Ford Fiesta XR2i	13	15:59.93	5.41	79.98	1:12.71	3 81.22
5	39		Martin RODGERS	Peugeot 205 GTi	13	16:03.03	8.51	79.72	1:12.84	3 81.08
6	91		Steve GROOM	Ford Fiesta XR2	13	16:03.85	9.33	79.65	1:12.84	3 81.08
7	12		James HASLEHURST	Peugeot 205 GTi	13	16:09.33	14.81	79.20	1:13.36	10 80.50
8	89		Richard KELSALL	Ford Fiesta XR2i	13	16:09.61	15.09	79.18	1:13.18	12 80.70
9	53		Pete MORGAN	Ford Fiesta XR2	13	16:11.30	16.78	79.04	1:13.40	11 80.46
10	73		Jason WATKINSON	Peugeot 106 XSi	13	16:11.98	17.46	78.99	1:13.53	12 80.32
11	18		Darren BASSINGTHWAIGHTE	Peugeot 205 GTi	13	16:13.51	18.99	78.86	1:13.40	9 80.46
12	5		Terry ROUGHTON	Citroen AX GTi	13	16:23.07	28.55	78.10	1:14.47	3 79.30
13	24		James HANCOCK	Peugeot 205GTi	13	16:23.58	29.06	78.06	1:13.82	6 80.00
14	60		Gary COBOURN	Ford Fiesta XR2	13	16:31.22	36.70	77.46	1:14.65	5 79.11
15	30		William HUMPHRIES	Peugeot 205 GTi	13	16:37.37	42.85	76.98	1:13.99	8 79.82
16	58		Peter OSGERBY	Vauxhall Nova GTE	13	16:41.51	46.99	76.66	1:15.38	13 78.35
17	92		Rick GROOM	Ford Fiesta XR2	13	16:45.51	50.99	76.35	1:15.88	6 77.83
18	21		Ian GRIBBEN	Ford Fiesta XR2	13	16:47.97	53.45	76.17	1:15.00	6 78.74
19	14		David SHEAKEY	Vauxhall Nova GTE	13	16:48.15	53.63	76.15	1:15.45	9 78.27
20	27		Jack REYNOLDS	Peugeot 205 GTi	13	16:51.26	56.74	75.92	1:14.69	9 79.07
Not-Classified										
33			Ryan CLARKE	Peugeot 205 GTi	12	15:47.83	DNF	74.77	1:13.51	5 80.34
41			Jason WOOD	Vauxhall Nova GTE	9	11:06.77	DNF	79.72	1:12.93	9 80.98
6			Andy PHILPOTTS	Ford Fiesta XR2i	5	8:51.66	DNF	55.54	1:16.70	4 77.00
26			Paul BROCK	Ford Fiesta XR2i	4	5:20.26	DNF	73.76	1:15.43	3 78.30
Non-Starters										
99			Scott WARD	Ford Fiesta XR2i						
Fastest Lap										
87			Stewart PLACE	Peugeot 205 GTi					1:12.60	9 81.35

Weather / Track:

Start Time : 11:47

Silverstone National

25 Apr 21 12:06

Clerk of Course :	Time Issued :	Chief Timekeeper : Terry Stevens
-------------------	---------------	----------------------------------

THESE RESULTS REMAIN PROVISIONAL FOR A MINIMUM OF 30 MINUTES FROM THE TIME OF ISSUE AND UNTIL ALL JUDICIAL AND TECHNICAL MATTERS HAVE BEEN SETTLED.



Lap Chart

Demon Tweeks / Yokohama Classic Stock Hatch Championship - Race 13

Lap 1		Lap 2		Lap 3		Lap 4		Lap 5		Lap 6		Lap 7		Lap 8		Lap 9		Lap 10	
No	Time	No	Time	No	Time	No	Time	No	Time	No	Time	No	Time	No	Time	No	Time	No	Time
87	1:18.24	87	2:31.07	87	3:43.81	87	4:56.49	87	6:09.25	87	7:22.47	87	8:35.34	87	9:48.14	87	11:00.74	87	12:13.75
41	1:18.77	41	2:32.01	2	3:45.28	2	4:58.29	6	6:10.37 *2	2	7:24.76	2	8:37.81	2	9:51.11	2	11:04.63	2	12:18.19
2	1:19.57	2	2:32.38	41	3:45.45	88	4:59.33	2	6:11.65	88	7:25.86	88	8:39.07	88	9:52.82	88	11:06.42	88	12:19.40
88	1:20.00	88	2:33.21	88	3:45.92	41	4:59.63	88	6:12.28	41	7:25.90	41	8:40.50	41	9:53.84	41	11:06.77	46	12:20.26
46	1:20.63	46	2:33.52	46	3:46.28	46	5:00.34	41	6:12.82	46	7:26.36	46	8:40.62	46	9:54.36	46	11:07.24	39	12:22.31
39	1:21.84	39	2:35.81	39	3:48.65	39	5:02.72	46	6:13.32	6	7:27.07 *2	39	8:42.92	39	9:56.09	39	11:09.08	91	12:22.98
91	1:22.34	91	2:36.04	91	3:48.88	91	5:02.80	39	6:15.87	39	7:29.61	91	8:43.29	91	9:56.55	91	11:09.67	12	12:28.96
53	1:22.35	53	2:36.80	53	3:50.48	53	5:05.11	91	6:16.47	91	7:30.13	53	8:47.52	73	10:02.01	12	11:15.60	89	12:29.57
89	1:23.07	73	2:37.68	73	3:51.96	73	5:05.99	53	6:19.18	53	7:33.34	73	8:47.98	12	10:02.13	89	11:16.28	53	12:30.05
73	1:23.32	89	2:38.42	89	3:52.27	33	5:06.46	73	6:19.71	73	7:33.67	12	8:48.06	53	10:02.15	53	11:16.54	73	12:30.78
5	1:23.70	33	2:38.63	33	3:52.71	89	5:06.67	33	6:19.97	12	7:34.02	33	8:48.35	89	10:02.80	73	11:17.24	33	12:31.64
33	1:23.91	12	2:39.32	12	3:53.27	12	5:06.70	12	6:20.41	33	7:34.49	89	8:48.76	33	10:03.11	33	11:17.36	18	12:31.89
12	1:24.41	5	2:39.95	5	3:54.42	5	5:09.49	89	6:21.30	89	7:34.65	18	8:50.87	18	10:04.32	18	11:17.72	5	12:38.49
24	1:25.70	24	2:40.74	24	3:55.22	24	5:09.65	18	6:23.76	18	7:37.38	6	8:51.66 *2	5	10:08.71	5	11:23.79	24	12:39.32
60	1:26.31	18	2:41.54	18	3:55.48	18	5:09.66	5	6:24.19	24	7:38.60	24	8:53.46	24	10:09.17	24	11:23.88	60	12:44.02
18	1:26.53	60	2:41.88	60	3:57.32	60	5:12.86	24	6:24.78	5	7:38.71	5	8:53.56	60	10:13.13	60	11:28.93	30	12:51.80
92	1:26.70	92	2:43.69	27	3:59.32	27	5:14.34	60	6:27.51	60	7:42.33	60	8:57.63	27	10:14.51	27	11:29.20	58	12:55.02
58	1:27.12	27	2:44.56	92	4:00.14	92	5:16.30	27	6:29.15	27	7:44.01	27	8:59.14	30	10:16.12	30	11:30.34	92	12:56.23
27	1:27.29	58	2:46.80	58	4:02.60	30	5:18.27	30	6:32.78	30	7:47.69	30	9:02.13	92	10:22.90	58	11:39.38	21	12:58.41
6	1:27.69	21	2:47.16	30	4:03.50	58	5:18.91	92	6:33.10	92	7:48.98	92	9:05.69	58	10:23.59	92	11:39.88	14	12:59.10
21	1:27.96	14	2:47.63	21	4:03.99	21	5:19.39	58	6:34.43	21	7:50.04	58	9:06.65	21	10:24.28	21	11:41.29	27	13:04.90
14	1:30.11	30	2:48.06	26	4:04.80	26	5:20.26	21	6:35.04	58	7:50.35	21	9:07.32	14	10:27.13	14	11:42.58		
30	1:31.45	26	2:49.37	14	4:05.96	14	5:22.43	14	6:38.80	14	7:55.30	14	9:11.40						
26	1:33.55	6	3:40.80																

Lap Chart

Demon Tweeks / Yokohama Classic Stock Hatch Championship - Race 13

Lap 11		Lap 12		Lap 13		Lap 14		Lap 15		Lap 16		Lap 17		Lap 18		Lap 19		Lap 20	
No	Time	No	Time	No	Time	No	Time	No	Time	No	Time	No	Time	No	Time	No	Time	No	Time
87	13:27.31	87	14:40.71	87	15:54.52														
2	13:31.41	2	14:44.69	2	15:57.79														
88	13:32.65	46	14:46.18	46	15:59.64														
46	13:33.04	88	14:46.52	88	15:59.93														
39	13:35.43	39	14:49.22	39	16:03.03														
91	13:36.52	91	14:50.15	91	16:03.85														
12	13:42.37	12	14:55.75	12	16:09.33														
89	13:42.77	89	14:55.95	89	16:09.61														
53	13:43.45	53	14:57.29	53	16:11.30														
73	13:44.35	73	14:57.88	73	16:11.98														
33	13:45.23	18	14:59.73	18	16:13.51														
18	13:45.86	5	15:08.17	5	16:23.07														
5	13:53.32	24	15:08.99	24	16:23.58														
24	13:54.13	60	15:14.49	60	16:31.22														
60	13:59.23	30	15:21.88	30	16:37.37														
30	14:06.92	58	15:26.13	58	16:41.51														
58	14:10.60	92	15:28.96	92	16:45.51														
92	14:12.48	21	15:32.04	21	16:47.97														
21	14:14.56	14	15:32.68	14	16:48.15														
14	14:14.84	27	15:36.27	27	16:51.26														
27	14:20.38	33	15:47.83																

Demon Tweeks / Yokohama Classic Stock Hatch Championship

LAP TIMES - Race 13

2 Ryan MORGAN

Lap	1	2	3	4	5	6	7	8	9	10
1	1:19.57	1:12.81	1:12.90	1:13.01	1:13.36	1:13.11	1:13.05	1:13.30	1:13.52	1:13.56
11	1:13.22	1:13.28	1:13.10							

5 Terry ROUGHTON

Lap	1	2	3	4	5	6	7	8	9	10
1	1:23.70	1:16.25	1:14.47	1:15.07	1:14.70	1:14.52	1:14.85	1:15.15	1:15.08	1:14.70
11	1:14.83	1:14.85	1:14.90							

6 Andy PHILPOTTS

Lap	1	2	3	4	5	6	7	8	9	10
1	1:27.69	2:13.11	2:29.57	1:16.70	1:24.59					

12 James HASLEHURST

Lap	1	2	3	4	5	6	7	8	9	10
1	1:24.41	1:14.91	1:13.95	1:13.43	1:13.71	1:13.61	1:14.04	1:14.07	1:13.47	1:13.36
11	1:13.41	1:13.38	1:13.58							

14 David SHEAKEY

Lap	1	2	3	4	5	6	7	8	9	10
1	1:30.11	1:17.52	1:18.33	1:16.47	1:16.37	1:16.50	1:16.10	1:15.73	1:15.45	1:16.52
11	1:15.74	1:17.84	1:15.47							

18 Darren BASSINGTHWAIGHTE

Lap	1	2	3	4	5	6	7	8	9	10
1	1:26.53	1:15.01	1:13.94	1:14.18	1:14.10	1:13.62	1:13.49	1:13.45	1:13.40	1:14.17
11	1:13.97	1:13.87	1:13.78							

21 Ian GRIBBEN

Lap	1	2	3	4	5	6	7	8	9	10
1	1:27.96	1:19.20	1:16.83	1:15.40	1:15.65	1:15.00	1:17.28	1:16.96	1:17.01	1:17.12
11	1:16.15	1:17.48	1:15.93							

24 James HANCOCK

Lap	1	2	3	4	5	6	7	8	9	10
1	1:25.70	1:15.04	1:14.48	1:14.43	1:15.13	1:13.82	1:14.86	1:15.71	1:14.71	1:15.44
11	1:14.81	1:14.86	1:14.59							

26 Paul BROCK

Lap	1	2	3	4	5	6	7	8	9	10
1	1:33.55	1:15.82	1:15.43	1:15.46						

27 Jack REYNOLDS

Lap	1	2	3	4	5	6	7	8	9	10
1	1:27.29	1:17.27	1:14.76	1:15.02	1:14.81	1:14.86	1:15.13	1:15.37	1:14.69	1:35.70
11	1:15.48	1:15.89	1:14.99							

30	William HUMPHRIES									
Lap	1	2	3	4	5	6	7	8	9	10
1	1:31.45	1:16.61	1:15.44	1:14.77	1:14.51	1:14.91	1:14.44	1:13.99	1:14.22	1:21.46
11	1:15.12	1:14.96	1:15.49							
33	Ryan CLARKE									
Lap	1	2	3	4	5	6	7	8	9	10
1	1:23.91	1:14.72	1:14.08	1:13.75	1:13.51	1:14.52	1:13.86	1:14.76	1:14.25	1:14.28
11	1:13.59	2:02.60								
39	Martin RODGERS									
Lap	1	2	3	4	5	6	7	8	9	10
1	1:21.84	1:13.97	1:12.84	1:14.07	1:13.15	1:13.74	1:13.31	1:13.17	1:12.99	1:13.23
11	1:13.12	1:13.79	1:13.81							
41	Jason WOOD									
Lap	1	2	3	4	5	6	7	8	9	10
1	1:18.77	1:13.24	1:13.44	1:14.18	1:13.19	1:13.08	1:14.60	1:13.34	1:12.93	
46	Chris DEAR									
Lap	1	2	3	4	5	6	7	8	9	10
1	1:20.63	1:12.89	1:12.76	1:14.06	1:12.98	1:13.04	1:14.26	1:13.74	1:12.88	1:13.02
11	1:12.78	1:13.14	1:13.46							
53	Pete MORGAN									
Lap	1	2	3	4	5	6	7	8	9	10
1	1:22.35	1:14.45	1:13.68	1:14.63	1:14.07	1:14.16	1:14.18	1:14.63	1:14.39	1:13.51
11	1:13.40	1:13.84	1:14.01							
58	Peter OSGERBY									
Lap	1	2	3	4	5	6	7	8	9	10
1	1:27.12	1:19.68	1:15.80	1:16.31	1:15.52	1:15.92	1:16.30	1:16.94	1:15.79	1:15.64
11	1:15.58	1:15.53	1:15.38							
60	Gary COBURN									
Lap	1	2	3	4	5	6	7	8	9	10
1	1:26.31	1:15.57	1:15.44	1:15.54	1:14.65	1:14.82	1:15.30	1:15.50	1:15.80	1:15.09
11	1:15.21	1:15.26	1:16.73							
73	Jason WATKINSON									
Lap	1	2	3	4	5	6	7	8	9	10
1	1:23.32	1:14.36	1:14.28	1:14.03	1:13.72	1:13.96	1:14.31	1:14.03	1:15.23	1:13.54
11	1:13.57	1:13.53	1:14.10							
87	Stewart PLACE									
Lap	1	2	3	4	5	6	7	8	9	10
1	1:18.24	1:12.83	1:12.74	1:12.68	1:12.76	1:13.22	1:12.87	1:12.80	1:12.60	1:13.01
11	1:13.56	1:13.40	1:13.81							
88	Martin CAYZER									
Lap	1	2	3	4	5	6	7	8	9	10
1	1:20.00	1:13.21	1:12.71	1:13.41	1:12.95	1:13.58	1:13.21	1:13.75	1:13.60	1:12.98
11	1:13.25	1:13.87	1:13.41							

89 Richard KELSALL

Lap	1	2	3	4	5	6	7	8	9	10
1	1:23.07	1:15.35	1:13.85	1:14.40	1:14.63	1:13.35	1:14.11	1:14.04	1:13.48	1:13.29
11	1:13.20	1:13.18	1:13.66							

91 Steve GROOM

Lap	1	2	3	4	5	6	7	8	9	10
1	1:22.34	1:13.70	1:12.84	1:13.92	1:13.67	1:13.66	1:13.16	1:13.26	1:13.12	1:13.31
11	1:13.54	1:13.63	1:13.70							

92 Rick GROOM

Lap	1	2	3	4	5	6	7	8	9	10
1	1:26.70	1:16.99	1:16.45	1:16.16	1:16.80	1:15.88	1:16.71	1:17.21	1:16.98	1:16.35
11	1:16.25	1:16.48	1:16.55							

Classic Stock Hatch Championship

Qualifying 8

2nd Best Times

Pl	No	Cl	Name	Car	Laps	2nd Best on Lap
1	87		Stewart PLACE	Peugeot 205 GTi	9	1:12.03 9
2	41		Jason WOOD	Vauxhall Nova GTE	9	1:12.83 7
3	2		Ryan MORGAN	Ford Fiesta XR2	9	1:13.23 7
4	88		Martin CAYZER	Ford Fiesta XR2i	9	1:13.27 6
5	6		Andy PHILPOTTS	Ford Fiesta XR2i	9	1:13.39 3
6	39		Martin RODGERS	Peugeot 205 GTi	9	1:13.40 8
7	89		Richard KELSALL	Ford Fiesta XR2i	9	1:13.99 9
8	33		Ryan CLARKE	Peugeot 205 GTi	9	1:14.10 5
9	91		Steve GROOM	Ford Fiesta XR2	5	1:14.29 4
10	46		Chris DEAR	Peugeot 205 GTi	6	1:14.30 5
11	12		James HASLEHURST	Peugeot 205 GTi	8	1:14.37 8
12	53		Pete MORGAN	Ford Fiesta XR2	9	1:14.67 8
13	73		Jason WATKINSON	Peugeot 106 XSi	9	1:14.69 9
14	24		James HANCOCK	Peugeot 205GTi	9	1:14.70 6
15	5		Terry ROUGHTON	Citroen AX GTi	9	1:14.72 7
16	30		William HUMPHRIES	Peugeot 205 GTi	9	1:14.91 9
17	18		Darren BASSINGTHWAIGHTE	Peugeot 205 GTi	8	1:15.04 6
18	27		Jack REYNOLDS	Peugeot 205 GTi	9	1:15.21 7
19	58		Peter OSGERBY	Vauxhall Nova GTE	9	1:15.34 8
20	60		Gary COBOURN	Ford Fiesta XR2	9	1:15.54 8
21	26		Paul BROCK	Ford Fiesta XR2i	9	1:15.65 9
22	92		Rick GROOM	Ford Fiesta XR2	8	1:16.00 7
23	14		David SHEAKEY	Vauxhall Nova GTE	9	1:16.05 8
24	21		Ian GRIBBEN	Ford Fiesta XR2	5	1:17.05 3
25	99		Scott WARD	Ford Fiesta XR2i	4	1:50.23 4

Exclusions

77 Harry ORMEROD/Tim CRIGHTON /
Peter ORMEROD BMW E87 116i

No 77 (B16) Driver qualified for race 17

Weather / Track:

Start Time : 09:20

Silverstone National

25 Apr 21 09:39


Clerk of Course :	Time Issued :	Chief Timekeeper : Terry Stevens
-------------------	---------------	----------------------------------

THESE RESULTS REMAIN PROVISIONAL FOR A MINIMUM OF 30 MINUTES FROM THE TIME OF ISSUE AND UNTIL ALL JUDICIAL AND TECHNICAL MATTERS HAVE BEEN SETTLED.

Results produced on HS Sports Timing and Results Systems. Results online at www.750MC.co.uk




RACE GRID



Demon Tweeks / Yokohama Classic Stock Hatch Championship

Race 19

ROW 14		
ROW 13		99 01:50.230 Scott WARD
ROW 12	21 01:17.050 Ian GRIBBEN	14 01:16.050 David SHEAKEY
ROW 11	92 01:16.000 Rick GROOM	26 01:15.650 Paul BROCK
ROW 10	60 01:15.540 Gary COBOURN	58 01:15.340 Peter OSGERBY
ROW 9	27 01:15.210 Jack REYNOLDS	18 01:15.040 Darren BASSINGTHWAIG
ROW 8	30 01:14.910 William HUMPHRIES	5 01:14.720 Terry ROUGHTON
ROW 7	24 01:14.700 James HANCOCK	73 01:14.690 Jason WATKINSON
ROW 6	53 01:14.670 Pete MORGAN	12 01:14.370 James HASLEHURST
ROW 5	46 01:14.300 Chris DEAR	91 01:14.290 Steve GROOM
ROW 4	33 01:14.100 Ryan CLARKE	89 01:13.990 Richard KELSALL
ROW 3	39 01:13.400 Martin RODGERS	6 01:13.390 Andy PHILPOTTS
ROW 2	88 01:13.270 Martin CAYZER	2 01:13.230 Ryan MORGAN
ROW 1	41 01:12.830 Jason WOOD	87 01:12.030 Stewart PLACE
POLE		





Provisional Results - Race 19

PI	No	CI	Name	Car	Laps	Time	Behind	MPH	Best Lap on	MPH
1	87		Stewart PLACE	Peugeot 205 GTi	13	15:56.66		80.25	1:12.60	11 81.35
2	2		Ryan MORGAN	Ford Fiesta XR2	13	15:58.87	2.21	80.07	1:12.85	10 81.07
3	88		Martin CAYZER	Ford Fiesta XR2i	13	16:02.51	5.85	79.77	1:13.22	2 80.66
4	39		Martin RODGERS	Peugeot 205 GTi	13	16:03.83	7.17	79.66	1:13.16	11 80.72
5	41		Jason WOOD	Vauxhall Nova GTE	13	16:04.14	7.48	79.63	1:13.01	10 80.89
6	89		Richard KELSALL	Ford Fiesta XR2i	13	16:04.83	8.17	79.57	1:13.12	10 80.77
7	6		Andy PHILPOTTS	Ford Fiesta XR2i	13	16:05.69	9.03	79.50	1:13.13	8 80.76
8	33		Ryan CLARKE	Peugeot 205 GTi	13	16:11.27	14.61	79.05	1:13.02	8 80.88
9	46		Chris DEAR	Peugeot 205 GTi	13	16:12.33	15.67	78.96	1:13.26	9 80.61
10	53		Pete MORGAN	Ford Fiesta XR2	13	16:18.32	21.66	78.48	1:13.80	5 80.02
11	12		James HASLEHURST	Peugeot 205 GTi	13	16:21.68	25.02	78.21	1:13.01	8 80.89
12	5		Terry ROUGHTON	Citroen AX GTi	13	16:24.90	28.24	77.95	1:14.69	4 79.07
13	18		Darren BASSINGTHWAIGHTE	Peugeot 205 GTi	13	16:29.05	32.39	77.63	1:14.54	9 79.23
14	73		Jason WATKINSON	Peugeot 106 XSi	13	16:30.78	34.12	77.49	1:13.69	12 80.14
15	27		Jack REYNOLDS	Peugeot 205 GTi	13	16:32.27	35.61	77.37	1:15.28	12 78.45
16	60		Gary COBOURN	Ford Fiesta XR2	13	16:32.61	35.95	77.35	1:14.98	12 78.77
17	26		Paul BROCK	Ford Fiesta XR2i	13	16:35.23	38.57	77.14	1:14.58	11 79.19
18	30		William HUMPHRIES	Peugeot 205 GTi	13	16:35.30	38.64	77.14	1:14.51	9 79.26
19	58		Peter OSGERBY	Vauxhall Nova GTE	13	16:40.94	44.28	76.70	1:15.48	13 78.24
20	14		David SHEAKEY	Vauxhall Nova GTE	13	16:48.24	51.58	76.15	1:15.92	5 77.79
21	92		Rick GROOM	Ford Fiesta XR2	13	16:51.87	55.21	75.87	1:16.36	6 77.34
Not-Classified										
	21		Ian GRIBBEN	Ford Fiesta XR2	10	13:14.49	DNF	74.33	1:15.67	5 78.05
	91		Steve GROOM	Ford Fiesta XR2	2	2:35.00	DNF	76.20	1:13.72	2 80.11
Non-Starters										
	24		James HANCOCK	Peugeot 205GTi						
	99		Scott WARD	Ford Fiesta XR2i						
Fastest Lap										
	87		Stewart PLACE	Peugeot 205 GTi					1:12.60	11 81.35

Weather / Track:

Start Time : 16:33

Silverstone National

25 Apr 21 16:51

Clerk of Course :	Time Issued :	Chief Timekeeper : Terry Stevens
-------------------	---------------	----------------------------------

THESE RESULTS REMAIN PROVISIONAL FOR A MINIMUM OF 30 MINUTES FROM THE TIME OF ISSUE AND UNTIL ALL JUDICIAL AND TECHNICAL MATTERS HAVE BEEN SETTLED.



Lap Chart

Demon Tweeks / Yokohama Classic Stock Hatch Championship - Race 19

Lap 1		Lap 2		Lap 3		Lap 4		Lap 5		Lap 6		Lap 7		Lap 8		Lap 9		Lap 10	
No	Time	No	Time	No	Time	No	Time	No	Time	No	Time	No	Time	No	Time	No	Time	No	Time
87	1:18.60	87	2:32.29	2	3:46.10	87	4:59.88	87	6:12.90	87	7:26.00	87	8:38.83	87	9:51.70	87	11:04.58	87	12:17.45
2	1:18.94	2	2:32.32	87	3:46.25	2	5:00.41	2	6:13.55	2	7:26.66	2	8:39.72	2	9:52.73	2	11:05.73	2	12:18.58
88	1:19.40	88	2:32.62	88	3:46.74	88	5:01.06	88	6:14.30	88	7:27.71	88	8:41.28	88	9:54.65	88	11:08.13	88	12:21.45
41	1:19.80	6	2:33.83	6	3:47.50	6	5:01.55	6	6:15.41	6	7:29.02	6	8:42.62	6	9:55.75	6	11:09.09	6	12:22.61
6	1:20.10	41	2:34.00	41	3:47.78	41	5:01.92	41	6:15.53	41	7:29.24	41	8:42.77	41	9:56.31	39	11:09.95	39	12:23.31
39	1:20.57	39	2:34.64	39	3:48.41	39	5:02.32	39	6:15.85	39	7:29.54	39	8:43.23	39	9:56.56	41	11:10.54	41	12:23.55
89	1:20.79	91	2:35.00	89	3:49.03	89	5:02.67	89	6:16.16	89	7:30.39	89	8:44.01	89	9:57.42	89	11:10.88	89	12:24.00
91	1:21.28	89	2:35.49	46	3:49.59	46	5:03.25	46	6:16.65	46	7:30.50	33	8:45.04	33	9:58.06	33	11:11.98	12	12:25.95
33	1:21.78	46	2:35.88	33	3:49.88	33	5:03.69	33	6:17.09	33	7:30.65	12	8:45.63	12	9:58.64	12	11:12.03	33	12:26.25
46	1:21.83	33	2:36.18	12	3:51.45	12	5:05.15	12	6:18.55	12	7:31.84	46	8:45.79	46	9:59.26	46	11:12.52	46	12:26.63
53	1:22.11	53	2:37.40	53	3:51.97	53	5:05.89	53	6:19.69	53	7:33.90	53	8:48.53	53	10:03.09	53	11:17.91	53	12:33.04
73	1:22.19	12	2:37.79	5	3:53.21	5	5:07.90	5	6:22.82	5	7:38.19	5	8:53.40	5	10:08.67	5	11:23.46	5	12:38.78
5	1:22.49	5	2:38.30	30	3:54.03	30	5:08.70	30	6:23.49	30	7:38.56	30	8:53.70	30	10:09.47	30	11:23.98	30	12:39.70
12	1:22.94	30	2:39.04	27	3:55.44	27	5:10.94	27	6:26.32	27	7:42.18	27	8:58.10	27	10:13.81	18	11:28.52	18	12:43.20
30	1:23.42	27	2:39.87	60	3:55.92	60	5:11.25	60	6:26.75	60	7:42.21	60	8:58.55	60	10:13.85	27	11:29.77	27	12:45.22
27	1:23.91	60	2:40.45	18	3:56.66	18	5:12.04	18	6:27.22	18	7:42.35	18	8:58.96	18	10:13.98	60	11:30.10	60	12:45.32
60	1:24.92	18	2:41.33	58	3:59.12	58	5:15.03	58	6:31.09	26	7:47.04	26	9:02.49	26	10:18.17	26	11:33.44	73	12:48.51
18	1:25.13	58	2:42.77	26	3:59.79	26	5:15.69	26	6:31.44	58	7:47.64	58	9:04.09	73	10:19.53	73	11:33.70	26	12:49.54
92	1:25.61	92	2:43.56	92	4:01.21	21	5:18.14	21	6:33.81	73	7:49.61	73	9:04.39	21	10:21.64	21	11:37.44	58	12:54.06
21	1:25.98	26	2:43.60	21	4:01.73	92	5:18.81	73	6:34.58	21	7:49.93	21	9:05.64	58	10:21.96	58	11:38.14	14	12:59.21
58	1:26.10	21	2:44.68	14	4:02.71	73	5:19.85	92	6:35.27	92	7:51.63	92	9:08.84	92	10:26.16	14	11:42.61	92	13:00.26
26	1:26.65	14	2:45.58	73	4:04.33	14	5:20.58	14	6:36.50	14	7:52.71	14	9:09.29	14	10:26.39	92	11:43.33	21	13:14.49
14	1:27.37	73	2:48.70																

Lap Chart

Demon Tweeks / Yokohama Classic Stock Hatch Championship - Race 19

Lap 11		Lap 12		Lap 13		Lap 14		Lap 15		Lap 16		Lap 17		Lap 18		Lap 19		Lap 20	
No	Time	No	Time	No	Time	No	Time	No	Time	No	Time	No	Time	No	Time	No	Time	No	Time
87	13:30.05	87	14:43.40	87	15:56.66														
2	13:31.80	2	14:45.11	2	15:58.87														
88	13:34.96	88	14:48.53	88	16:02.51														
6	13:36.28	39	14:50.38	39	16:03.83														
39	13:36.47	41	14:50.50	41	16:04.14														
41	13:36.89	89	14:50.74	89	16:04.83														
89	13:37.30	6	14:51.41	6	16:05.69														
12	13:39.60	33	14:57.01	33	16:11.27														
33	13:39.82	46	14:57.65	46	16:12.33														
46	13:40.30	53	15:03.22	53	16:18.32														
53	13:48.11	12	15:06.76	12	16:21.68														
5	13:53.75	5	15:09.45	5	16:24.90														
30	13:54.76	30	15:10.10	18	16:29.05														
18	13:59.04	18	15:14.29	73	16:30.78														
27	14:00.63	27	15:15.91	27	16:32.27														
60	14:00.97	60	15:15.95	60	16:32.61														
73	14:02.60	73	15:16.29	26	16:35.23														
26	14:04.12	26	15:19.48	30	16:35.30														
58	14:09.87	58	15:25.46	58	16:40.94														
14	14:15.49	14	15:31.63	14	16:48.24														
92	14:17.29	92	15:34.89	92	16:51.87														

Demon Tweeks / Yokohama Classic Stock Hatch Championship

LAP TIMES - Race 19

2 Ryan MORGAN

Lap	1	2	3	4	5	6	7	8	9	10
1	1:18.94	1:13.38	1:13.78	1:14.31	1:13.14	1:13.11	1:13.06	1:13.01	1:13.00	1:12.85
11	1:13.22	1:13.31	1:13.76							

5 Terry ROUGHTON

Lap	1	2	3	4	5	6	7	8	9	10
1	1:22.49	1:15.81	1:14.91	1:14.69	1:14.92	1:15.37	1:15.21	1:15.27	1:14.79	1:15.32
11	1:14.97	1:15.70	1:15.45							

6 Andy PHILPOTTS

Lap	1	2	3	4	5	6	7	8	9	10
1	1:20.10	1:13.73	1:13.67	1:14.05	1:13.86	1:13.61	1:13.60	1:13.13	1:13.34	1:13.52
11	1:13.67	1:15.13	1:14.28							

12 James HASLEHURST

Lap	1	2	3	4	5	6	7	8	9	10
1	1:22.94	1:14.85	1:13.66	1:13.70	1:13.40	1:13.29	1:13.79	1:13.01	1:13.39	1:13.92
11	1:13.65	1:27.16	1:14.92							

14 David SHEAKEY

Lap	1	2	3	4	5	6	7	8	9	10
1	1:27.37	1:18.21	1:17.13	1:17.87	1:15.92	1:16.21	1:16.58	1:17.10	1:16.22	1:16.60
11	1:16.28	1:16.14	1:16.61							

18 Darren BASSINGTHWAIGHTE

Lap	1	2	3	4	5	6	7	8	9	10
1	1:25.13	1:16.20	1:15.33	1:15.38	1:15.18	1:15.13	1:16.61	1:15.02	1:14.54	1:14.68
11	1:15.84	1:15.25	1:14.76							

21 Ian GRIBBEN

Lap	1	2	3	4	5	6	7	8	9	10
1	1:25.98	1:18.70	1:17.05	1:16.41	1:15.67	1:16.12	1:15.71	1:16.00	1:15.80	1:37.05

26 Paul BROCK

Lap	1	2	3	4	5	6	7	8	9	10
1	1:26.65	1:16.95	1:16.19	1:15.90	1:15.75	1:15.60	1:15.45	1:15.68	1:15.27	1:16.10
11	1:14.58	1:15.36	1:15.75							

27 Jack REYNOLDS

Lap	1	2	3	4	5	6	7	8	9	10
1	1:23.91	1:15.96	1:15.57	1:15.50	1:15.38	1:15.86	1:15.92	1:15.71	1:15.96	1:15.45
11	1:15.41	1:15.28	1:16.36							

30 William HUMPHRIES

Lap	1	2	3	4	5	6	7	8	9	10
1	1:23.42	1:15.62	1:14.99	1:14.67	1:14.79	1:15.07	1:15.14	1:15.77	1:14.51	1:15.72
11	1:15.06	1:15.34	1:25.20							

33 Ryan CLARKE

Lap	1	2	3	4	5	6	7	8	9	10
1	1:21.78	1:14.40	1:13.70	1:13.81	1:13.40	1:13.56	1:14.39	1:13.02	1:13.92	1:14.27
11	1:13.57	1:17.19	1:14.26							

39 Martin RODGERS

Lap	1	2	3	4	5	6	7	8	9	10
1	1:20.57	1:14.07	1:13.77	1:13.91	1:13.53	1:13.69	1:13.69	1:13.33	1:13.39	1:13.36
11	1:13.16	1:13.91	1:13.45							

41 Jason WOOD

Lap	1	2	3	4	5	6	7	8	9	10
1	1:19.80	1:14.20	1:13.78	1:14.14	1:13.61	1:13.71	1:13.53	1:13.54	1:14.23	1:13.01
11	1:13.34	1:13.61	1:13.64							

46 Chris DEAR

Lap	1	2	3	4	5	6	7	8	9	10
1	1:21.83	1:14.05	1:13.71	1:13.66	1:13.40	1:13.85	1:15.29	1:13.47	1:13.26	1:14.11
11	1:13.67	1:17.35	1:14.68							

53 Pete MORGAN

Lap	1	2	3	4	5	6	7	8	9	10
1	1:22.11	1:15.29	1:14.57	1:13.92	1:13.80	1:14.21	1:14.63	1:14.56	1:14.82	1:15.13
11	1:15.07	1:15.11	1:15.10							

58 Peter OSGERBY

Lap	1	2	3	4	5	6	7	8	9	10
1	1:26.10	1:16.67	1:16.35	1:15.91	1:16.06	1:16.55	1:16.45	1:17.87	1:16.18	1:15.92
11	1:15.81	1:15.59	1:15.48							

60 Gary COBURN

Lap	1	2	3	4	5	6	7	8	9	10
1	1:24.92	1:15.53	1:15.47	1:15.33	1:15.50	1:15.46	1:16.34	1:15.30	1:16.25	1:15.22
11	1:15.65	1:14.98	1:16.66							

73 Jason WATKINSON

Lap	1	2	3	4	5	6	7	8	9	10
1	1:22.19	1:26.51	1:15.63	1:15.52	1:14.73	1:15.03	1:14.78	1:15.14	1:14.17	1:14.81
11	1:14.09	1:13.69	1:14.49							

87 Stewart PLACE

Lap	1	2	3	4	5	6	7	8	9	10
1	1:18.60	1:13.69	1:13.96	1:13.63	1:13.02	1:13.10	1:12.83	1:12.87	1:12.88	1:12.87
11	1:12.60	1:13.35	1:13.26							

88 Martin CAYZER

Lap	1	2	3	4	5	6	7	8	9	10
1	1:19.40	1:13.22	1:14.12	1:14.32	1:13.24	1:13.41	1:13.57	1:13.37	1:13.48	1:13.32
11	1:13.51	1:13.57	1:13.98							

89 Richard KELSALL

Lap	1	2	3	4	5	6	7	8	9	10
1	1:20.79	1:14.70	1:13.54	1:13.64	1:13.49	1:14.23	1:13.62	1:13.41	1:13.46	1:13.12
11	1:13.30	1:13.44	1:14.09							

91 Steve GROOM

Lap	1	2	3	4	5	6	7	8	9	10
1	1:21.28	1:13.72								

92 Rick GROOM

Lap	1	2	3	4	5	6	7	8	9	10
1	1:25.61	1:17.95	1:17.65	1:17.60	1:16.46	1:16.36	1:17.21	1:17.32	1:17.17	1:16.93
11	1:17.03	1:17.60	1:16.98							