

# Classic Stock Hatch Championship

## Qualifying 7

Pl	No	Cl	Name	Car	Laps	Time on Lap	Behind	MPH	
1	12		James HASLEHURST	Peugeot 205 GTi	10	1:23.66	5	79.61	
2	6		Andy PHILPOTTS	Ford Fiesta XR2i	10	1:23.88	7	0.22	79.40
3	2		Matt ROZIER	Peugeot 205 GTi	10	1:23.91	8	0.25	79.37
4	1		Lee SCOTT	Ford Fiesta XR2i	10	1:23.98	7	0.32	79.30
5	4		Edward COOPER	Vauxhall Nova GSi	10	1:24.03	7	0.37	79.26
6	67		Matthew STUBINGTON	Peugeot 205 GTi	10	1:24.26	9	0.60	79.04
7	55		Marcus WARD	Ford Fiesta XR2i	10	1:24.43	6	0.77	78.88
8	87		Stewart PLACE	Peugeot 205 GTi	9	1:24.69	9	1.03	78.64
9	9		Andrew THORPE	Citroen AX GTi	9	1:25.20	7	1.54	78.17
10	39		Martin RODGERS	Peugeot 205 GTi	10	1:25.33	4	1.67	78.05
11	34		Ben WARD	Ford Fiesta XR2i	9	1:25.39	9	1.73	78.00
12	99		Scott WARD	Ford Fiesta XR2i	10	1:25.40	9	1.74	77.99
13	41		Jason WOOD	Vauxhall Nova GTE	10	1:25.45	10	1.79	77.94
14	88		Martin CAYZER	Ford Fiesta XR2i	5	1:25.77	4	2.11	77.65
15	26		Paul BROCK	Ford Fiesta XR2i	9	1:26.30	9	2.64	77.17
16	89		Richard KELSALL	Ford Fiesta XR2i	9	1:27.36	8	3.70	76.24
17	77		Derek ROZIER	Peugeot 205 GTi	9	1:27.71	8	4.05	75.93
18	18		Darren BASSINGTHWAIGHTE	Peugeot 205 GTi	9	1:28.97	7	5.31	74.86
19	58		Peter OSGERBY	Vauxhall Nova GTE	9	1:29.11	9	5.45	74.74
20	62		Alan DULY	Ford Fiesta XR2i	9	1:29.98	8	6.32	74.02
21	66		David DARLINGTON	Ford Fiesta XR2	9	1:31.49	9	7.83	72.79
22	21		Ian GRIBBEN	Ford Fiesta XR2	7	1:35.62	5	11.96	69.65

### Disqualified

59 1A Adam EGAR/NO TRANSPONDER Porsche 968 Qualified out of session for race 18

### Not-Seen

92 Rick GROOM Ford Fiesta XR2

No 92 - seen but 0 laps completed

Weather / Track:

Start Time : 09:00

Silverstone International

11 Aug 19 09:18

Clerk of Course :	Time Issued :	Chief Timekeeper : Terry Stevens
-------------------	---------------	----------------------------------


THESE RESULTS REMAIN PROVISIONAL FOR A MINIMUM OF 30 MINUTES FROM THE TIME OF ISSUE AND UNTIL ALL JUDICIAL AND TECHNICAL MATTERS HAVE BEEN SETTLED.

# Demon Tweeks / Yokohama Classic Stock Hatch Championship


## LAP TIMES - Qualifying 7

<b>1</b>	<b>Lee SCOTT</b>										
	<b>Lap</b>	<b>1</b>	<b>2</b>	<b>3</b>	<b>4</b>	<b>5</b>	<b>6</b>	<b>7</b>	<b>8</b>	<b>9</b>	<b>10</b>
	1	1:27.06	1:27.03	1:25.09	1:26.01	1:24.04	1:24.23	1:23.98	1:24.11	1:24.66	1:24.25
<b>2</b>	<b>Matt ROZIER</b>										
	<b>Lap</b>	<b>1</b>	<b>2</b>	<b>3</b>	<b>4</b>	<b>5</b>	<b>6</b>	<b>7</b>	<b>8</b>	<b>9</b>	<b>10</b>
	1	1:26.40	1:26.25	1:24.59	1:25.46	1:24.65	1:24.10	1:24.68	1:23.91	1:25.00	1:24.98
<b>4</b>	<b>Edward COOPER</b>										
	<b>Lap</b>	<b>1</b>	<b>2</b>	<b>3</b>	<b>4</b>	<b>5</b>	<b>6</b>	<b>7</b>	<b>8</b>	<b>9</b>	<b>10</b>
	1	1:27.78	1:25.26	1:24.94	1:25.21	1:24.92	1:24.60	1:24.03	1:26.18	1:24.30	1:24.45
<b>6</b>	<b>Andy PHILPOTTS</b>										
	<b>Lap</b>	<b>1</b>	<b>2</b>	<b>3</b>	<b>4</b>	<b>5</b>	<b>6</b>	<b>7</b>	<b>8</b>	<b>9</b>	<b>10</b>
	1	1:27.06	1:25.88	1:24.96	1:25.20	1:24.33	1:24.26	1:23.88	1:24.95	1:24.99	1:25.06
<b>9</b>	<b>Andrew THORPE</b>										
	<b>Lap</b>	<b>1</b>	<b>2</b>	<b>3</b>	<b>4</b>	<b>5</b>	<b>6</b>	<b>7</b>	<b>8</b>	<b>9</b>	<b>10</b>
	1	1:29.74	1:27.22	1:26.58	1:26.41	1:25.71	1:25.42	1:25.20	1:25.92	1:25.25	
<b>12</b>	<b>James HASLEHURST</b>										
	<b>Lap</b>	<b>1</b>	<b>2</b>	<b>3</b>	<b>4</b>	<b>5</b>	<b>6</b>	<b>7</b>	<b>8</b>	<b>9</b>	<b>10</b>
	1	1:28.18	1:25.77	1:24.80	1:24.93	1:23.66	1:24.37	1:24.45	1:24.13	1:23.84	1:24.42
<b>18</b>	<b>Darren BASSINGTHWAIGHTE</b>										
	<b>Lap</b>	<b>1</b>	<b>2</b>	<b>3</b>	<b>4</b>	<b>5</b>	<b>6</b>	<b>7</b>	<b>8</b>	<b>9</b>	<b>10</b>
	1	1:36.95	1:32.41	1:29.83	1:32.14	1:29.44	1:29.66	1:28.97	1:29.11	1:29.46	
<b>21</b>	<b>Ian GRIBBEN</b>										
	<b>Lap</b>	<b>1</b>	<b>2</b>	<b>3</b>	<b>4</b>	<b>5</b>	<b>6</b>	<b>7</b>	<b>8</b>	<b>9</b>	<b>10</b>
	1	1:41.97	1:37.07	1:36.94	1:37.20	1:35.62	1:36.14	1:45.79			
<b>26</b>	<b>Paul BROCK</b>										
	<b>Lap</b>	<b>1</b>	<b>2</b>	<b>3</b>	<b>4</b>	<b>5</b>	<b>6</b>	<b>7</b>	<b>8</b>	<b>9</b>	<b>10</b>
	1	1:31.22	1:33.25	1:29.52	1:27.36	1:26.78	1:27.90	1:27.73	1:27.14	1:26.30	
<b>34</b>	<b>Ben WARD</b>										
	<b>Lap</b>	<b>1</b>	<b>2</b>	<b>3</b>	<b>4</b>	<b>5</b>	<b>6</b>	<b>7</b>	<b>8</b>	<b>9</b>	<b>10</b>
	1	1:34.27	1:28.77	1:27.76	1:28.75	1:27.44	1:27.23	1:27.15	1:25.74	1:25.39	
<b>39</b>	<b>Martin RODGERS</b>										
	<b>Lap</b>	<b>1</b>	<b>2</b>	<b>3</b>	<b>4</b>	<b>5</b>	<b>6</b>	<b>7</b>	<b>8</b>	<b>9</b>	<b>10</b>
	1	1:27.02	1:26.33	1:26.56	1:25.33	1:26.03	1:26.69	1:27.54	1:27.76	1:26.09	1:25.71
<b>41</b>	<b>Jason WOOD</b>										
	<b>Lap</b>	<b>1</b>	<b>2</b>	<b>3</b>	<b>4</b>	<b>5</b>	<b>6</b>	<b>7</b>	<b>8</b>	<b>9</b>	<b>10</b>
	1	1:27.33	1:25.98	1:26.20	1:25.84	1:26.30	1:27.35	1:26.78	1:27.69	1:26.15	1:25.45
<b>55</b>	<b>Marcus WARD</b>										
	<b>Lap</b>	<b>1</b>	<b>2</b>	<b>3</b>	<b>4</b>	<b>5</b>	<b>6</b>	<b>7</b>	<b>8</b>	<b>9</b>	<b>10</b>
	1	1:25.34	1:24.76	1:25.27	1:24.92	1:24.72	1:24.43	1:27.70	1:28.13	1:24.76	1:24.65

<b>58</b>	<b>Peter OSGERBY</b>									
<b>Lap</b>	<b>1</b>	<b>2</b>	<b>3</b>	<b>4</b>	<b>5</b>	<b>6</b>	<b>7</b>	<b>8</b>	<b>9</b>	<b>10</b>
1	1:37.43	1:34.07	1:33.10	1:32.61	1:31.37	1:30.72	1:29.56	1:30.30	1:29.11	
<b>59</b>	<b>Adam EGAR</b>									
<b>Lap</b>	<b>1</b>	<b>2</b>	<b>3</b>	<b>4</b>	<b>5</b>	<b>6</b>	<b>7</b>	<b>8</b>	<b>9</b>	<b>10</b>
1	1:31.74	1:28.66	1:27.81	1:37.25	2:19.67					
<b>62</b>	<b>Alan DULY</b>									
<b>Lap</b>	<b>1</b>	<b>2</b>	<b>3</b>	<b>4</b>	<b>5</b>	<b>6</b>	<b>7</b>	<b>8</b>	<b>9</b>	<b>10</b>
1	1:36.80	1:33.19	1:32.50	1:30.41	1:30.42	1:30.27	1:32.71	1:29.98	1:30.90	
<b>66</b>	<b>David DARLINGTON</b>									
<b>Lap</b>	<b>1</b>	<b>2</b>	<b>3</b>	<b>4</b>	<b>5</b>	<b>6</b>	<b>7</b>	<b>8</b>	<b>9</b>	<b>10</b>
1	1:34.27	1:36.83	1:33.09	1:32.25	1:33.57	1:33.66	1:33.26	1:32.28	1:31.49	
<b>67</b>	<b>Matthew STUBINGTON</b>									
<b>Lap</b>	<b>1</b>	<b>2</b>	<b>3</b>	<b>4</b>	<b>5</b>	<b>6</b>	<b>7</b>	<b>8</b>	<b>9</b>	<b>10</b>
1	1:25.59	1:25.76	1:25.15	1:25.46	1:24.99	1:24.50	1:24.88	1:25.46	1:24.26	1:24.57
<b>77</b>	<b>Derek ROZIER</b>									
<b>Lap</b>	<b>1</b>	<b>2</b>	<b>3</b>	<b>4</b>	<b>5</b>	<b>6</b>	<b>7</b>	<b>8</b>	<b>9</b>	<b>10</b>
1	1:37.66	1:34.12	1:31.48	1:29.04	1:28.71	1:31.22	1:28.03	1:27.71	1:28.01	
<b>87</b>	<b>Stewart PLACE</b>									
<b>Lap</b>	<b>1</b>	<b>2</b>	<b>3</b>	<b>4</b>	<b>5</b>	<b>6</b>	<b>7</b>	<b>8</b>	<b>9</b>	<b>10</b>
1	1:28.19	1:27.15	1:26.83	1:26.57	1:25.70	1:25.97	1:25.75	1:25.55	1:24.69	
<b>88</b>	<b>Martin CAYZER</b>									
<b>Lap</b>	<b>1</b>	<b>2</b>	<b>3</b>	<b>4</b>	<b>5</b>	<b>6</b>	<b>7</b>	<b>8</b>	<b>9</b>	<b>10</b>
1	1:29.73	1:27.17	1:26.33	1:25.77	1:26.06					
<b>89</b>	<b>Richard KELSALL</b>									
<b>Lap</b>	<b>1</b>	<b>2</b>	<b>3</b>	<b>4</b>	<b>5</b>	<b>6</b>	<b>7</b>	<b>8</b>	<b>9</b>	<b>10</b>
1	1:34.04	1:29.44	1:29.75	1:28.22	1:28.22	1:28.25	1:28.07	1:27.36	1:27.83	
<b>99</b>	<b>Scott WARD</b>									
<b>Lap</b>	<b>1</b>	<b>2</b>	<b>3</b>	<b>4</b>	<b>5</b>	<b>6</b>	<b>7</b>	<b>8</b>	<b>9</b>	<b>10</b>
1	1:26.59	1:26.72	1:26.39	1:33.74	1:25.57	1:26.27	1:30.52	1:25.76	1:25.40	1:25.45



# RACE GRID




## Demon Tweeks / Yokohama Classic Stock Hatch Championship

### Race 11

ROW 12		<b>92</b> Subject to CofC Rick GROOM	
ROW 11	<b>21</b> 01:35.620 Ian GRIBBEN		<b>66</b> 01:31.490 David DARLINGTON
ROW 10	<b>62</b> 01:29.980 Alan DULY	<b>58</b> 01:29.110 Peter OSGERBY	
ROW 9	<b>18</b> 01:28.970 Darren BASSINGTHWAIG		<b>77</b> 01:27.710 Derek ROZIER
ROW 8	<b>89</b> 01:27.360 Richard KELSALL	<b>26</b> 01:26.300 Paul BROCK	
ROW 7	<b>88</b> 01:25.770 Martin CAYZER		<b>41</b> 01:25.450 Jason WOOD
ROW 6	<b>99</b> 01:25.400 Scott WARD	<b>34</b> 01:25.390 Ben WARD	
ROW 5	<b>39</b> 01:25.330 Martin RODGERS		<b>9</b> 01:25.200 Andrew THORPE
ROW 4	<b>87</b> 01:24.690 Stewart PLACE	<b>55</b> 01:24.430 Marcus WARD	
ROW 3	<b>67</b> 01:24.260 Matthew STUBINGTON		<b>4</b> 01:24.030 Edward COOPER
ROW 2	<b>1</b> 01:23.980 Lee SCOTT	<b>2</b> 01:23.910 Matt ROZIER	
ROW 1	<b>6</b> 01:23.880 Andy PHILPOTTS		<b>12</b> 01:23.660 James HASLEHURST

**POLE**



# Classic Stock Hatch Championship

## Provisional Results - Race 11

Pl	No	Cl	Name	Car	Laps	Time	Behind	MPH	Best Lap on	MPH
1	1		Lee SCOTT	Ford Fiesta XR2i	10	14:14.94		77.90	1:24.29	6 79.01
2	55		Marcus WARD	Ford Fiesta XR2i	10	14:15.11	0.17	77.88	1:24.13	3 79.16
3	2		Matt ROZIER	Peugeot 205 GTi	10	14:18.03	3.09	77.62	1:24.26	8 79.04
4	6		Andy PHILPOTTS	Ford Fiesta XR2i	10	14:18.83	3.89	77.55	1:24.68	5 78.65
5	4		Edward COOPER	Vauxhall Nova GSi	10	14:21.87	6.93	77.27	1:24.32	5 78.98
6	67		Matthew STUBINGTON	Peugeot 205 GTi	10	14:22.80	7.86	77.19	1:24.97	10 78.38
7	87		Stewart PLACE	Peugeot 205 GTi	10	14:23.76	8.82	77.10	1:24.33	5 78.98
8	99		Scott WARD	Ford Fiesta XR2i	10	14:23.88	8.94	77.09	1:24.92	10 78.43
9	39		Martin RODGERS	Peugeot 205 GTi	10	14:24.65	9.71	77.03	1:24.93	6 78.42
10	41		Jason WOOD	Vauxhall Nova GTE	10	14:27.33	12.39	76.79	1:25.46	6 77.93
11	9		Andrew THORPE	Citroen AX GTi	10	14:28.30	13.36	76.70	1:25.15	9 78.21
12	34		Ben WARD	Ford Fiesta XR2i	10	14:34.04	19.10	76.20	1:25.93	5 77.50
13	26		Paul BROCK	Ford Fiesta XR2i	10	14:34.52	19.58	76.16	1:25.93	5 77.50
14	89		Richard KELSALL	Ford Fiesta XR2i	10	14:38.77	23.83	75.79	1:25.82	4 77.60
15	18		Darren BASSINGTHWAIGHTE	Peugeot 205 GTi	10	14:54.62	39.68	74.45	1:26.82	3 76.71
16	58		Peter OSGERBY	Vauxhall Nova GTE	10	15:15.86	1:00.92	72.72	1:29.66	7 74.28
17	66		David DARLINGTON	Ford Fiesta XR2	10	15:16.96	1:02.02	72.63	1:29.52	5 74.40
18	62		Alan DULY	Ford Fiesta XR2i	10	15:19.25	1:04.31	72.45	1:30.14	5 73.89
<b>Not-Classified</b>										
	77		Derek ROZIER	Peugeot 205 GTi	5	7:20.32	DNF	75.63	1:25.96	3 77.48
	21		Ian GRIBBEN	Ford Fiesta XR2	2	3:14.46	DNF	68.50	1:32.07	2 72.34
	12		James HASLEHURST	Peugeot 205 GTi	2	3:35.39	DNF	61.84	2:04.90	2 53.32
<b>Non-Starters</b>										
	88		Martin CAYZER	Ford Fiesta XR2i						
	92		Rick GROOM	Ford Fiesta XR2						
<b>Fastest Lap</b>										
	55		Marcus WARD	Ford Fiesta XR2i					1:24.13	3 79.16

Weather / Track:

Start Time : 12:14

Silverstone International

11 Aug 19 12:30

Clerk of Course :	Time Issued :	Chief Timekeeper : Terry Stevens
-------------------	---------------	----------------------------------

THESE RESULTS REMAIN PROVISIONAL FOR A MINIMUM OF 30 MINUTES FROM THE TIME OF ISSUE AND UNTIL ALL JUDICIAL AND TECHNICAL MATTERS HAVE BEEN SETTLED.

# Lap Chart

## Demon Tweeks / Yokohama Classic Stock Hatch Championship - Race 11

Lap 1		Lap 2		Lap 3		Lap 4		Lap 5		Lap 6		Lap 7		Lap 8		Lap 9		Lap 10	
No	Time	No	Time	No	Time	No	Time	No	Time	No	Time	No	Time	No	Time	No	Time	No	Time
12	1:30.49	6	2:56.50	55	4:21.41	55	5:46.16	55	7:10.79	1	8:35.72	1	10:00.30	1	11:25.24	1	12:49.79	1	14:14.94
6	1:31.05	55	2:57.28	6	4:22.07	1	5:47.00	1	7:11.43	55	8:35.92	55	10:00.51	55	11:25.53	55	12:50.21	55	14:15.11
1	1:31.38	1	2:57.85	1	4:22.26	6	5:47.34	6	7:12.02	6	8:36.83	6	10:02.10	6	11:27.55	6	12:52.88	2	14:18.03
2	1:31.46	2	2:58.07	2	4:22.58	2	5:47.61	2	7:12.66	2	8:38.10	2	10:03.55	2	11:27.81	2	12:53.09	6	14:18.83
55	1:31.82	4	2:58.13	4	4:22.97	4	5:48.40	4	7:12.72	4	8:38.24	87	10:05.45	87	11:31.27	4	12:57.23	4	14:21.87
4	1:31.82	87	2:58.59	87	4:23.75	87	5:48.67	87	7:13.00	87	8:38.44	4	10:05.45	4	11:31.55	67	12:57.83	67	14:22.80
39	1:32.02	39	2:58.88	99	4:24.60	99	5:51.06	67	7:16.46	67	8:41.59	67	10:06.57	67	11:32.29	87	12:58.77	87	14:23.76
67	1:32.44	99	2:59.32	67	4:24.97	67	5:51.15	99	7:17.14	99	8:42.07	99	10:07.09	99	11:32.61	99	12:58.96	99	14:23.88
87	1:32.99	67	2:59.74	39	4:25.25	39	5:51.27	39	7:17.79	39	8:42.72	39	10:08.35	39	11:33.74	39	12:59.45	39	14:24.65
9	1:33.37	9	3:00.10	9	4:25.66	9	5:51.81	41	7:18.07	41	8:43.53	41	10:09.76	41	11:35.95	41	13:01.77	41	14:27.33
41	1:33.87	41	3:00.43	41	4:26.19	41	5:51.98	9	7:18.40	26	8:46.36	9	10:12.31	9	11:37.86	9	13:03.01	9	14:28.30
99	1:33.91	34	3:00.82	34	4:27.10	34	5:53.15	34	7:19.08	9	8:46.39	26	10:12.80	26	11:39.78	26	13:06.64	34	14:34.04
34	1:34.18	26	3:01.61	26	4:27.61	26	5:53.59	26	7:19.52	34	8:46.77	34	10:13.82	34	11:40.42	34	13:06.90	26	14:34.52
26	1:34.88	77	3:02.24	77	4:28.20	77	5:54.23	77	7:20.32	89	8:54.01	89	10:20.64	89	11:46.53	89	13:12.59	89	14:38.77
77	1:35.68	89	3:03.73	89	4:30.59	89	5:56.41	89	7:22.33	18	8:54.58	18	10:21.62	18	11:49.81	18	13:18.74	18	14:54.62
89	1:35.95	18	3:04.42	18	4:31.24	18	5:58.54	18	7:25.38	58	9:14.83	58	10:44.49	58	12:14.97	58	13:45.89	58	15:15.86
18	1:36.68	58	3:09.75	58	4:40.59	58	6:11.63	66	7:42.02	66	9:15.20	66	10:45.66	66	12:15.91	66	13:46.64	66	15:16.96
58	1:39.02	62	3:10.68	66	4:41.55	66	6:12.50	58	7:43.10	62	9:15.41	62	10:47.07	62	12:18.77	62	13:49.05	62	15:19.25
62	1:40.46	66	3:11.45	62	4:42.00	62	6:13.43	62	7:43.57										
66	1:40.99	21	3:14.46																
21	1:42.39	12	3:35.39																

# Demon Tweeks / Yokohama Classic Stock Hatch Championship

## LAP TIMES - Race 11

<b>1</b>	<b>Lee SCOTT</b>										
	<b>Lap</b>	<b>1</b>	<b>2</b>	<b>3</b>	<b>4</b>	<b>5</b>	<b>6</b>	<b>7</b>	<b>8</b>	<b>9</b>	<b>10</b>
	1	1:31.38	1:26.47	1:24.41	1:24.74	1:24.43	1:24.29	1:24.58	1:24.94	1:24.55	1:25.15
<b>2</b>	<b>Matt ROZIER</b>										
	<b>Lap</b>	<b>1</b>	<b>2</b>	<b>3</b>	<b>4</b>	<b>5</b>	<b>6</b>	<b>7</b>	<b>8</b>	<b>9</b>	<b>10</b>
	1	1:31.46	1:26.61	1:24.51	1:25.03	1:25.05	1:25.44	1:25.45	1:24.26	1:25.28	1:24.94
<b>4</b>	<b>Edward COOPER</b>										
	<b>Lap</b>	<b>1</b>	<b>2</b>	<b>3</b>	<b>4</b>	<b>5</b>	<b>6</b>	<b>7</b>	<b>8</b>	<b>9</b>	<b>10</b>
	1	1:31.82	1:26.31	1:24.84	1:25.43	1:24.32	1:25.52	1:27.21	1:26.10	1:25.68	1:24.64
<b>6</b>	<b>Andy PHILPOTTS</b>										
	<b>Lap</b>	<b>1</b>	<b>2</b>	<b>3</b>	<b>4</b>	<b>5</b>	<b>6</b>	<b>7</b>	<b>8</b>	<b>9</b>	<b>10</b>
	1	1:31.05	1:25.45	1:25.57	1:25.27	1:24.68	1:24.81	1:25.27	1:25.45	1:25.33	1:25.95
<b>9</b>	<b>Andrew THORPE</b>										
	<b>Lap</b>	<b>1</b>	<b>2</b>	<b>3</b>	<b>4</b>	<b>5</b>	<b>6</b>	<b>7</b>	<b>8</b>	<b>9</b>	<b>10</b>
	1	1:33.37	1:26.73	1:25.56	1:26.15	1:26.59	1:27.99	1:25.92	1:25.55	1:25.15	1:25.29
<b>12</b>	<b>James HASLEHURST</b>										
	<b>Lap</b>	<b>1</b>	<b>2</b>	<b>3</b>	<b>4</b>	<b>5</b>	<b>6</b>	<b>7</b>	<b>8</b>	<b>9</b>	<b>10</b>
	1	1:30.49	2:04.90								
<b>18</b>	<b>Darren BASSINGTHWAIGHTE</b>										
	<b>Lap</b>	<b>1</b>	<b>2</b>	<b>3</b>	<b>4</b>	<b>5</b>	<b>6</b>	<b>7</b>	<b>8</b>	<b>9</b>	<b>10</b>
	1	1:36.68	1:27.74	1:26.82	1:27.30	1:26.84	1:29.20	1:27.04	1:28.19	1:28.93	1:35.88
<b>21</b>	<b>Ian GRIBBEN</b>										
	<b>Lap</b>	<b>1</b>	<b>2</b>	<b>3</b>	<b>4</b>	<b>5</b>	<b>6</b>	<b>7</b>	<b>8</b>	<b>9</b>	<b>10</b>
	1	1:42.39	1:32.07								
<b>26</b>	<b>Paul BROCK</b>										
	<b>Lap</b>	<b>1</b>	<b>2</b>	<b>3</b>	<b>4</b>	<b>5</b>	<b>6</b>	<b>7</b>	<b>8</b>	<b>9</b>	<b>10</b>
	1	1:34.88	1:26.73	1:26.00	1:25.98	1:25.93	1:26.84	1:26.44	1:26.98	1:26.86	1:27.88
<b>34</b>	<b>Ben WARD</b>										
	<b>Lap</b>	<b>1</b>	<b>2</b>	<b>3</b>	<b>4</b>	<b>5</b>	<b>6</b>	<b>7</b>	<b>8</b>	<b>9</b>	<b>10</b>
	1	1:34.18	1:26.64	1:26.28	1:26.05	1:25.93	1:27.69	1:27.05	1:26.60	1:26.48	1:27.14
<b>39</b>	<b>Martin RODGERS</b>										
	<b>Lap</b>	<b>1</b>	<b>2</b>	<b>3</b>	<b>4</b>	<b>5</b>	<b>6</b>	<b>7</b>	<b>8</b>	<b>9</b>	<b>10</b>
	1	1:32.02	1:26.86	1:26.37	1:26.02	1:26.52	1:24.93	1:25.63	1:25.39	1:25.71	1:25.20
<b>41</b>	<b>Jason WOOD</b>										
	<b>Lap</b>	<b>1</b>	<b>2</b>	<b>3</b>	<b>4</b>	<b>5</b>	<b>6</b>	<b>7</b>	<b>8</b>	<b>9</b>	<b>10</b>
	1	1:33.87	1:26.56	1:25.76	1:25.79	1:26.09	1:25.46	1:26.23	1:26.19	1:25.82	1:25.56
<b>55</b>	<b>Marcus WARD</b>										
	<b>Lap</b>	<b>1</b>	<b>2</b>	<b>3</b>	<b>4</b>	<b>5</b>	<b>6</b>	<b>7</b>	<b>8</b>	<b>9</b>	<b>10</b>
	1	1:31.82	1:25.46	1:24.13	1:24.75	1:24.63	1:25.13	1:24.59	1:25.02	1:24.68	1:24.90

---

**58 Peter OSGERBY**

Lap	1	2	3	4	5	6	7	8	9	10
1	1:39.02	1:30.73	1:30.84	1:31.04	1:31.47	1:31.73	1:29.66	1:30.48	1:30.92	1:29.97

---

**62 Alan DULY**

Lap	1	2	3	4	5	6	7	8	9	10
1	1:40.46	1:30.22	1:31.32	1:31.43	1:30.14	1:31.84	1:31.66	1:31.70	1:30.28	1:30.20

---

**66 David DARLINGTON**

Lap	1	2	3	4	5	6	7	8	9	10
1	1:40.99	1:30.46	1:30.10	1:30.95	1:29.52	1:33.18	1:30.46	1:30.25	1:30.73	1:30.32

---

**67 Matthew STUBINGTON**

Lap	1	2	3	4	5	6	7	8	9	10
1	1:32.44	1:27.30	1:25.23	1:26.18	1:25.31	1:25.13	1:24.98	1:25.72	1:25.54	1:24.97

---

**77 Derek ROZIER**

Lap	1	2	3	4	5	6	7	8	9	10
1	1:35.68	1:26.56	1:25.96	1:26.03	1:26.09					

---

**87 Stewart PLACE**

Lap	1	2	3	4	5	6	7	8	9	10
1	1:32.99	1:25.60	1:25.16	1:24.92	1:24.33	1:25.44	1:27.01	1:25.82	1:27.50	1:24.99

---

**89 Richard KELSALL**

Lap	1	2	3	4	5	6	7	8	9	10
1	1:35.95	1:27.78	1:26.86	1:25.82	1:25.92	1:31.68	1:26.63	1:25.89	1:26.06	1:26.18

---

**99 Scott WARD**

Lap	1	2	3	4	5	6	7	8	9	10
1	1:33.91	1:25.41	1:25.28	1:26.46	1:26.08	1:24.93	1:25.02	1:25.52	1:26.35	1:24.92



## Classic Stock Hatch Championship

### Qualifying 7

#### 2nd Best Times

Pl	No	Cl	Name	Car	Laps	2nd Best on Lap
1	12		James HASLEHURST	Peugeot 205 GTi	10	1:23.84 9
2	1		Lee SCOTT	Ford Fiesta XR2i	10	1:24.04 5
3	2		Matt ROZIER	Peugeot 205 GTi	10	1:24.10 6
4	6		Andy PHILPOTTS	Ford Fiesta XR2i	10	1:24.26 6
5	4		Edward COOPER	Vauxhall Nova GSi	10	1:24.30 9
6	67		Matthew STUBINGTON	Peugeot 205 GTi	10	1:24.50 6
7	55		Marcus WARD	Ford Fiesta XR2i	10	1:24.65 10
8	9		Andrew THORPE	Citroen AX GTi	9	1:25.25 9
9	99		Scott WARD	Ford Fiesta XR2i	10	1:25.45 10
10	87		Stewart PLACE	Peugeot 205 GTi	9	1:25.55 8
11	39		Martin RODGERS	Peugeot 205 GTi	10	1:25.71 10
12	34		Ben WARD	Ford Fiesta XR2i	9	1:25.74 8
13	41		Jason WOOD	Vauxhall Nova GTE	10	1:25.84 4
14	88		Martin CAYZER	Ford Fiesta XR2i	5	1:26.06 5
15	26		Paul BROCK	Ford Fiesta XR2i	9	1:26.78 5
16	89		Richard KELSALL	Ford Fiesta XR2i	9	1:27.83 9
17	77		Derek ROZIER	Peugeot 205 GTi	9	1:28.01 9
18	18		Darren BASSINGTHWAIGHTE	Peugeot 205 GTi	9	1:29.11 8
19	58		Peter OSGERBY	Vauxhall Nova GTE	9	1:29.56 7
20	62		Alan DULY	Ford Fiesta XR2i	9	1:30.27 6
21	66		David DARLINGTON	Ford Fiesta XR2	9	1:32.25 4
22	21		Ian GRIBBEN	Ford Fiesta XR2	7	1:36.14 6

#### Disqualified

59 1A Adam EGAR/NO TRANSPONDER Porsche 968 Qualified out of session for race 18

#### Not-Seen

92 Rick GROOM Ford Fiesta XR2

No 92 - seen but 0 laps completed

Weather / Track:

Start Time : 09:00


Silverstone International

11 Aug 19 09:22


Clerk of Course :	Time Issued :	Chief Timekeeper : Terry Stevens
-------------------	---------------	----------------------------------

THESE RESULTS REMAIN PROVISIONAL FOR A MINIMUM OF 30 MINUTES FROM THE TIME OF ISSUE AND UNTIL ALL JUDICIAL AND TECHNICAL MATTERS HAVE BEEN SETTLED.

Results produced on HS Sports Timing and Results Systems. Results online at [www.750MC.co.uk](http://www.750MC.co.uk)



# RACE GRID



## Demon Tweeks / Yokohama Classic Stock Hatch Championship

### Race 17

ROW 12		<b>92</b> Subject to CofC Rick GROOM
ROW 11	<b>21</b> 01:36.140 Ian GRIBBEN	<b>66</b> 01:32.250 David DARLINGTON
ROW 10	<b>62</b> 01:30.270 Alan DULY	<b>58</b> 01:29.560 Peter OSGERBY
ROW 9	<b>18</b> 01:29.110 Darren BASSINGTHWAIG	<b>77</b> 01:28.010 Derek ROZIER
ROW 8	<b>89</b> 01:27.830 Richard KELSALL	<b>26</b> 01:26.780 Paul BROCK
ROW 7	<b>88</b> 01:26.060 Martin CAYZER	<b>41</b> 01:25.840 Jason WOOD
ROW 6	<b>34</b> 01:25.740 Ben WARD	<b>39</b> 01:25.710 Martin RODGERS
ROW 5	<b>87</b> 01:25.550 Stewart PLACE	<b>99</b> 01:25.450 Scott WARD
ROW 4	<b>9</b> 01:25.250 Andrew THORPE	<b>55</b> 01:24.650 Marcus WARD
ROW 3	<b>67</b> 01:24.500 Matthew STUBINGTON	<b>4</b> 01:24.300 Edward COOPER
ROW 2	<b>6</b> 01:24.260 Andy PHILPOTTS	<b>2</b> 01:24.100 Matt ROZIER
ROW 1	<b>1</b> 01:24.040 Lee SCOTT	<b>12</b> 01:23.840 James HASLEHURST

**POLE**



# Classic Stock Hatch Championship

Provisional Results - Race 17

Pl	No	Cl	Name	Car	Laps	Time	Behind	MPH	Best Lap on	MPH
1	12		James HASLEHURST	Peugeot 205 GTi	10	15:10.74		73.13	1:23.59	3 79.67
2	2		Matt ROZIER	Peugeot 205 GTi	10	15:11.00	0.26	73.11	1:23.37	2 79.88
3	1		Lee SCOTT	Ford Fiesta XR2i	10	15:11.24	0.50	73.09	1:23.98	2 79.30
4	4		Edward COOPER	Vauxhall Nova GSi	10	15:11.56	0.82	73.06	1:23.69	3 79.58
5	55		Marcus WARD	Ford Fiesta XR2i	10	15:12.10	1.36	73.02	1:23.77	4 79.50
6	67		Matthew STUBINGTON	Peugeot 205 GTi	10	15:12.59	1.85	72.98	1:24.10	5 79.19
7	87		Stewart PLACE	Peugeot 205 GTi	10	15:13.14	2.40	72.94	1:23.75	4 79.52
8	9		Andrew THORPE	Citroen AX GTi	10	15:13.76	3.02	72.89	1:24.28	4 79.02
9	39		Martin RODGERS	Peugeot 205 GTi	10	15:14.02	3.28	72.86	1:24.54	4 78.78
10	99		Scott WARD	Ford Fiesta XR2i	10	15:14.53	3.79	72.82	1:24.48	4 78.84
11	41		Jason WOOD	Vauxhall Nova GTE	10	15:15.03	4.29	72.78	1:24.87	4 78.47
12	26		Paul BROCK	Ford Fiesta XR2i	10	15:18.67	7.93	72.50	1:25.45	4 77.94
13	77		Derek ROZIER	Peugeot 205 GTi	10	15:19.39	8.65	72.44	1:25.88	4 77.55
14	89		Richard KELSALL	Ford Fiesta XR2i	10	15:20.04	9.30	72.39	1:26.02	4 77.42
15	18		Darren BASSINGTHWAIGHTE	Peugeot 205 GTi	10	15:24.77	14.03	72.02	1:27.32	4 76.27
16	66		David DARLINGTON	Ford Fiesta XR2	10	15:27.08	16.34	71.84	1:28.74	3 75.05
17	58		Peter OSGERBY	Vauxhall Nova GTE	10	15:32.14	21.40	71.45	1:28.77	3 75.03
18	62		Alan DULY	Ford Fiesta XR2i	10	15:44.36	33.62	70.52	1:29.07	4 74.77
19	21		Ian GRIBBEN	Ford Fiesta XR2	10	15:46.46	35.72	70.37	1:31.87	10 72.49
<b>Not-Classified</b>										
	6		Andy PHILPOTTS	Ford Fiesta XR2i	6	8:39.10	DNF	76.98	1:24.49	3 78.83
	34		Ben WARD	Ford Fiesta XR2i	6	8:43.96	DNF	76.27	1:24.82	4 78.52
<b>Non-Starters</b>										
	88		Martin CAYZER	Ford Fiesta XR2i						
	92		Rick GROOM	Ford Fiesta XR2						
<b>Fastest Lap</b>										
	2		Matt ROZIER	Peugeot 205 GTi					1:23.37	2 79.88

Weather / Track:

Start Time : 16:10

Silverstone International

11 Aug 19 16:26

Clerk of Course :	Time Issued :	Chief Timekeeper : Terry Stevens
-------------------	---------------	----------------------------------

THESE RESULTS REMAIN PROVISIONAL FOR A MINIMUM OF 30 MINUTES FROM THE TIME OF ISSUE AND UNTIL ALL JUDICIAL AND TECHNICAL MATTERS HAVE BEEN SETTLED.

# Lap Chart

## Demon Tweeks / Yokohama Classic Stock Hatch Championship - Race 17

Lap 1		Lap 2		Lap 3		Lap 4		Lap 5		Lap 6		Lap 7		Lap 8		Lap 9		Lap 10	
No	Time	No	Time	No	Time	No	Time	No	Time	No	Time	No	Time	No	Time	No	Time	No	Time
12	1:28.00	12	2:51.64	12	4:15.23	12	5:39.15	12	7:03.52	12	8:28.95	12	9:53.97	12	11:58.54	12	13:43.55	12	15:10.74
1	1:28.81	1	2:52.79	2	4:16.97	2	5:40.72	2	7:05.09	2	8:29.94	2	9:54.73	2	11:59.61	2	13:44.00	2	15:11.00
2	1:29.77	2	2:53.14	1	4:17.68	1	5:41.77	1	7:06.16	1	8:30.84	1	9:55.90	1	12:00.14	1	13:44.22	1	15:11.24
6	1:30.25	4	2:54.67	4	4:18.36	4	5:42.42	4	7:06.71	4	8:31.27	4	9:56.12	4	12:00.94	4	13:44.46	4	15:11.56
4	1:30.40	6	2:55.27	6	4:19.76	6	5:44.25	55	7:10.11	55	8:38.13	55	10:04.42	55	12:02.11	55	13:44.80	55	15:12.10
67	1:30.65	55	2:56.35	55	4:20.63	55	5:44.40	6	7:10.28	67	8:38.49	67	10:04.54	67	12:02.64	67	13:45.59	67	15:12.59
55	1:30.76	99	2:57.59	87	4:22.95	87	5:46.70	87	7:11.00	6	8:39.10	87	10:05.22	87	12:03.62	87	13:46.03	87	15:13.14
99	1:30.98	87	2:57.81	67	4:23.81	67	5:48.05	67	7:12.15	87	8:39.18	9	10:07.35	9	12:04.72	9	13:46.52	9	15:13.76
9	1:32.13	67	2:58.12	99	4:24.02	99	5:48.50	99	7:13.92	9	8:41.11	39	10:07.76	39	12:05.25	39	13:47.37	39	15:14.02
87	1:32.47	39	2:58.51	9	4:24.48	9	5:48.76	9	7:14.18	99	8:41.25	99	10:08.55	99	12:06.35	99	13:48.28	99	15:14.53
39	1:32.66	9	2:58.70	39	4:24.97	39	5:49.51	39	7:14.77	39	8:41.42	41	10:11.24	41	12:06.72	41	13:48.68	41	15:15.03
41	1:33.68	34	2:59.84	34	4:25.44	34	5:50.26	34	7:16.93	34	8:43.96	26	10:15.09	26	12:08.27	26	13:51.71	26	15:18.67
34	1:33.95	41	3:00.02	41	4:26.05	41	5:50.92	41	7:17.21	41	8:44.35	77	10:21.31	77	12:08.97	77	13:52.65	77	15:19.39
26	1:34.58	26	3:00.51	26	4:26.95	26	5:52.40	26	7:19.05	26	8:47.19	89	10:25.70	89	12:09.32	89	13:53.06	89	15:20.04
77	1:35.46	77	3:02.59	77	4:29.02	77	5:54.90	77	7:22.61	77	8:51.43	18	10:27.17	18	12:11.16	18	13:55.88	18	15:24.77
89	1:35.57	89	3:03.21	89	4:29.35	89	5:55.37	18	7:28.84	18	8:57.75	66	10:40.76	66	12:17.46	66	13:57.03	66	15:27.08
18	1:37.20	18	3:05.12	18	4:33.24	18	6:00.56	89	7:29.33	89	8:57.94	58	10:44.67	58	12:22.64	58	13:59.57	58	15:32.14
58	1:39.11	58	3:08.16	58	4:36.93	58	6:05.94	66	7:37.39	66	9:06.52	62	10:46.49	62	12:29.47	62	14:10.47	62	15:44.36
66	1:40.15	66	3:09.08	66	4:37.82	66	6:06.99	58	7:38.06	58	9:08.65	21	11:04.90	21	12:40.49	21	14:14.59	21	15:46.46
62	1:40.74	62	3:10.29	62	4:39.39	62	6:08.46	62	7:38.78	62	9:10.01								
21	1:41.31	21	3:13.45	21	4:46.02	21	6:18.67	21	7:53.55	21	9:27.43								

# Demon Tweeks / Yokohama Classic Stock Hatch Championship

## LAP TIMES - Race 17

<b>1</b>	<b>Lee SCOTT</b>										
	<b>Lap</b>	<b>1</b>	<b>2</b>	<b>3</b>	<b>4</b>	<b>5</b>	<b>6</b>	<b>7</b>	<b>8</b>	<b>9</b>	<b>10</b>
	1	1:28.81	1:23.98	1:24.89	1:24.09	1:24.39	1:24.68	1:25.06	2:04.24	1:44.08	1:27.02
<b>2</b>	<b>Matt ROZIER</b>										
	<b>Lap</b>	<b>1</b>	<b>2</b>	<b>3</b>	<b>4</b>	<b>5</b>	<b>6</b>	<b>7</b>	<b>8</b>	<b>9</b>	<b>10</b>
	1	1:29.77	1:23.37	1:23.83	1:23.75	1:24.37	1:24.85	1:24.79	2:04.88	1:44.39	1:27.00
<b>4</b>	<b>Edward COOPER</b>										
	<b>Lap</b>	<b>1</b>	<b>2</b>	<b>3</b>	<b>4</b>	<b>5</b>	<b>6</b>	<b>7</b>	<b>8</b>	<b>9</b>	<b>10</b>
	1	1:30.40	1:24.27	1:23.69	1:24.06	1:24.29	1:24.56	1:24.85	2:04.82	1:43.52	1:27.10
<b>6</b>	<b>Andy PHILPOTTS</b>										
	<b>Lap</b>	<b>1</b>	<b>2</b>	<b>3</b>	<b>4</b>	<b>5</b>	<b>6</b>	<b>7</b>	<b>8</b>	<b>9</b>	<b>10</b>
	1	1:30.25	1:25.02	1:24.49	1:24.49	1:26.03	1:28.82				
<b>9</b>	<b>Andrew THORPE</b>										
	<b>Lap</b>	<b>1</b>	<b>2</b>	<b>3</b>	<b>4</b>	<b>5</b>	<b>6</b>	<b>7</b>	<b>8</b>	<b>9</b>	<b>10</b>
	1	1:32.13	1:26.57	1:25.78	1:24.28	1:25.42	1:26.93	1:26.24	1:57.37	1:41.80	1:27.24
<b>12</b>	<b>James HASLEHURST</b>										
	<b>Lap</b>	<b>1</b>	<b>2</b>	<b>3</b>	<b>4</b>	<b>5</b>	<b>6</b>	<b>7</b>	<b>8</b>	<b>9</b>	<b>10</b>
	1	1:28.00	1:23.64	1:23.59	1:23.92	1:24.37	1:25.43	1:25.02	2:04.57	1:45.01	1:27.19
<b>18</b>	<b>Darren BASSINGTHWAIGHTE</b>										
	<b>Lap</b>	<b>1</b>	<b>2</b>	<b>3</b>	<b>4</b>	<b>5</b>	<b>6</b>	<b>7</b>	<b>8</b>	<b>9</b>	<b>10</b>
	1	1:37.20	1:27.92	1:28.12	1:27.32	1:28.28	1:28.91	1:29.42	1:43.99	1:44.72	1:28.89
<b>21</b>	<b>Ian GRIBBEN</b>										
	<b>Lap</b>	<b>1</b>	<b>2</b>	<b>3</b>	<b>4</b>	<b>5</b>	<b>6</b>	<b>7</b>	<b>8</b>	<b>9</b>	<b>10</b>
	1	1:41.31	1:32.14	1:32.57	1:32.65	1:34.88	1:33.88	1:37.47	1:35.59	1:34.10	1:31.87
<b>26</b>	<b>Paul BROCK</b>										
	<b>Lap</b>	<b>1</b>	<b>2</b>	<b>3</b>	<b>4</b>	<b>5</b>	<b>6</b>	<b>7</b>	<b>8</b>	<b>9</b>	<b>10</b>
	1	1:34.58	1:25.93	1:26.44	1:25.45	1:26.65	1:28.14	1:27.90	1:53.18	1:43.44	1:26.96
<b>34</b>	<b>Ben WARD</b>										
	<b>Lap</b>	<b>1</b>	<b>2</b>	<b>3</b>	<b>4</b>	<b>5</b>	<b>6</b>	<b>7</b>	<b>8</b>	<b>9</b>	<b>10</b>
	1	1:33.95	1:25.89	1:25.60	1:24.82	1:26.67	1:27.03				
<b>39</b>	<b>Martin RODGERS</b>										
	<b>Lap</b>	<b>1</b>	<b>2</b>	<b>3</b>	<b>4</b>	<b>5</b>	<b>6</b>	<b>7</b>	<b>8</b>	<b>9</b>	<b>10</b>
	1	1:32.66	1:25.85	1:26.46	1:24.54	1:25.26	1:26.65	1:26.34	1:57.49	1:42.12	1:26.65
<b>41</b>	<b>Jason WOOD</b>										
	<b>Lap</b>	<b>1</b>	<b>2</b>	<b>3</b>	<b>4</b>	<b>5</b>	<b>6</b>	<b>7</b>	<b>8</b>	<b>9</b>	<b>10</b>
	1	1:33.68	1:26.34	1:26.03	1:24.87	1:26.29	1:27.14	1:26.89	1:55.48	1:41.96	1:26.35
<b>55</b>	<b>Marcus WARD</b>										
	<b>Lap</b>	<b>1</b>	<b>2</b>	<b>3</b>	<b>4</b>	<b>5</b>	<b>6</b>	<b>7</b>	<b>8</b>	<b>9</b>	<b>10</b>
	1	1:30.76	1:25.59	1:24.28	1:23.77	1:25.71	1:28.02	1:26.29	1:57.69	1:42.69	1:27.30

<b>58</b>	<b>Peter OSGERBY</b>									
<b>Lap</b>	<b>1</b>	<b>2</b>	<b>3</b>	<b>4</b>	<b>5</b>	<b>6</b>	<b>7</b>	<b>8</b>	<b>9</b>	<b>10</b>
1	1:39.11	1:29.05	1:28.77	1:29.01	1:32.12	1:30.59	1:36.02	1:37.97	1:36.93	1:32.57
<b>62</b>	<b>Alan DULY</b>									
<b>Lap</b>	<b>1</b>	<b>2</b>	<b>3</b>	<b>4</b>	<b>5</b>	<b>6</b>	<b>7</b>	<b>8</b>	<b>9</b>	<b>10</b>
1	1:40.74	1:29.55	1:29.10	1:29.07	1:30.32	1:31.23	1:36.48	1:42.98	1:41.00	1:33.89
<b>66</b>	<b>David DARLINGTON</b>									
<b>Lap</b>	<b>1</b>	<b>2</b>	<b>3</b>	<b>4</b>	<b>5</b>	<b>6</b>	<b>7</b>	<b>8</b>	<b>9</b>	<b>10</b>
1	1:40.15	1:28.93	1:28.74	1:29.17	1:30.40	1:29.13	1:34.24	1:36.70	1:39.57	1:30.05
<b>67</b>	<b>Matthew STUBINGTON</b>									
<b>Lap</b>	<b>1</b>	<b>2</b>	<b>3</b>	<b>4</b>	<b>5</b>	<b>6</b>	<b>7</b>	<b>8</b>	<b>9</b>	<b>10</b>
1	1:30.65	1:27.47	1:25.69	1:24.24	1:24.10	1:26.34	1:26.05	1:58.10	1:42.95	1:27.00
<b>77</b>	<b>Derek ROZIER</b>									
<b>Lap</b>	<b>1</b>	<b>2</b>	<b>3</b>	<b>4</b>	<b>5</b>	<b>6</b>	<b>7</b>	<b>8</b>	<b>9</b>	<b>10</b>
1	1:35.46	1:27.13	1:26.43	1:25.88	1:27.71	1:28.82	1:29.88	1:47.66	1:43.68	1:26.74
<b>87</b>	<b>Stewart PLACE</b>									
<b>Lap</b>	<b>1</b>	<b>2</b>	<b>3</b>	<b>4</b>	<b>5</b>	<b>6</b>	<b>7</b>	<b>8</b>	<b>9</b>	<b>10</b>
1	1:32.47	1:25.34	1:25.14	1:23.75	1:24.30	1:28.18	1:26.04	1:58.40	1:42.41	1:27.11
<b>89</b>	<b>Richard KELSALL</b>									
<b>Lap</b>	<b>1</b>	<b>2</b>	<b>3</b>	<b>4</b>	<b>5</b>	<b>6</b>	<b>7</b>	<b>8</b>	<b>9</b>	<b>10</b>
1	1:35.57	1:27.64	1:26.14	1:26.02	1:33.96	1:28.61	1:27.76	1:43.62	1:43.74	1:26.98
<b>99</b>	<b>Scott WARD</b>									
<b>Lap</b>	<b>1</b>	<b>2</b>	<b>3</b>	<b>4</b>	<b>5</b>	<b>6</b>	<b>7</b>	<b>8</b>	<b>9</b>	<b>10</b>
1	1:30.98	1:26.61	1:26.43	1:24.48	1:25.42	1:27.33	1:27.30	1:57.80	1:41.93	1:26.25