



## P7 - Provisional Qualifying Times for Races 4 & 11

### Demon Tweeks / Yokohama Classic Stock Hatch Championship

PI	No	CI	Name	Car	Laps	Time on Lap	Behind	MPH
1	57		Imran KHAN	Ford Fiesta XR2	9	1:32.10	7	77.55
2	2		Matt ROZIER	Peugeot 205 GTi	10	1:32.68	7	0.58 77.07
3	90		Martyn FOWDREY	Ford Fiesta XR2	9	1:32.68	9	0.58 77.07
4	42		Lee SCOTT	Ford Fiesta XR2i	10	1:33.07	9	0.97 76.75
5	59		Daniel GIBSON	Ford Fiesta XR2	10	1:33.48	10	1.38 76.41
6	88		Martin CAYZER	Ford Fiesta XR2i	5	1:33.49	3	1.39 76.40
7	40		Paul THORPE	Ford Fiesta XR2i	10	1:33.61	10	1.51 76.30
8	32		Mervyn BECKETT	Vauxhall Nova GTE	10	1:33.66	6	1.56 76.26
9	22		Ryan LOWRY	Ford Fiesta XR2i	9	1:33.70	9	1.60 76.23
10	78		Thomas LANGFORD	Peugeot 205 GTi	9	1:33.84	8	1.74 76.12
11	67		Matthew STUBINGTON	Peugeot 205 GTi	10	1:34.26	6	2.16 75.78
12	7		Derek ROZIER	Peugeot 205 GTi	9	1:34.27	4	2.17 75.77
13	37		Keith MORGAN	Suzuki Swift GTI	9	1:35.20	7	3.10 75.03
14	52		Andrew THORPE	Ford Fiesta XR2	9	1:35.33	9	3.23 74.93
15	6		Andy PHILPOTTS	Ford Fiesta XR2i	7	1:35.36	2	3.26 74.90
16	34		Ben WARD	Ford Fiesta XR2	9	1:36.07	7	3.97 74.35
17	41		Alan DULY	Ford Fiesta XR2i	9	1:36.88	9	4.78 73.73
18	29		Gregory DOWIE	Ford Fiesta XR2	6	1:36.97	4	4.87 73.66
19	23		Oliver THODAY	Ford Fiesta XR2	9	1:37.21	8	5.11 73.48
20	74		Sian STAFFORD-ATKINSON	Ford Fiesta XR2	8	1:37.57	7	5.47 73.21
21	80		John HILL/(NO TRANSPONDER)	Peugeot 205 GTi	9	1:41.08	6	8.98 70.66
22	44		Richard PENNICK	Ford Fiesta XR2i	9	1:43.01	7	10.91 69.34
23	18		Michael WILLIAMSON/(NO TRANSPONDER)	Ford Fiesta XR2	1	2:14.53	1	42.43 53.09

No 18 & 80 - No transponder signal detected

Weather / Track: Bright / Dry

Start Time : 11:16

Snetterton 200

26 May 13 11:34

Clerk of Course :	Time Issued :	Chief Timekeeper : Terry Stevens
-------------------	---------------	----------------------------------

THESE RESULTS REMAIN PROVISIONAL FOR A MINIMUM OF 30 MINUTES FROM THE TIME OF ISSUE AND UNTIL ALL JUDICIAL AND TECHNICAL MATTERS HAVE BEEN SETTLED.


Results produced on HS Sports Timing and Results Systems. Results online at [www.750MC.co.uk](http://www.750MC.co.uk)

# Demon Tweeks / Yokohama Classic Stock Hatch Championship


## LAP TIMES - P7 - Provisional Qualifying Times for Races 4 & 11

<b>2</b>	<b>Matt ROZIER</b>										
<b>Lap</b>	<b>1</b>	<b>2</b>	<b>3</b>	<b>4</b>	<b>5</b>	<b>6</b>	<b>7</b>	<b>8</b>	<b>9</b>	<b>10</b>	
1	2:21.77	1:33.77	1:35.91	1:34.34	1:33.28	1:33.40	1:32.68	1:33.46	1:34.03	1:32.72	
<b>6</b>	<b>Andy PHILPOTTS</b>										
<b>Lap</b>	<b>1</b>	<b>2</b>	<b>3</b>	<b>4</b>	<b>5</b>	<b>6</b>	<b>7</b>	<b>8</b>	<b>9</b>	<b>10</b>	
1	1:51.58	1:35.36	4:16.93	1:57.57	1:50.83	1:47.95	2:03.50				
<b>7</b>	<b>Derek ROZIER</b>										
<b>Lap</b>	<b>1</b>	<b>2</b>	<b>3</b>	<b>4</b>	<b>5</b>	<b>6</b>	<b>7</b>	<b>8</b>	<b>9</b>	<b>10</b>	
1	2:27.38	1:36.77	1:36.41	1:34.27	1:35.64	1:34.85	1:34.52	1:34.37	1:34.78		
<b>18</b>	<b>Michael WILLIAMSON</b>										
<b>Lap</b>	<b>1</b>	<b>2</b>	<b>3</b>	<b>4</b>	<b>5</b>	<b>6</b>	<b>7</b>	<b>8</b>	<b>9</b>	<b>10</b>	
1	2:14.53										
<b>22</b>	<b>Ryan LOWRY</b>										
<b>Lap</b>	<b>1</b>	<b>2</b>	<b>3</b>	<b>4</b>	<b>5</b>	<b>6</b>	<b>7</b>	<b>8</b>	<b>9</b>	<b>10</b>	
1	2:26.29	1:38.24	1:38.12	1:36.97	1:35.66	1:36.08	1:35.01	1:34.54	1:33.70		
<b>23</b>	<b>Oliver THODAY</b>										
<b>Lap</b>	<b>1</b>	<b>2</b>	<b>3</b>	<b>4</b>	<b>5</b>	<b>6</b>	<b>7</b>	<b>8</b>	<b>9</b>	<b>10</b>	
1	2:10.47	1:44.45	1:42.88	1:40.65	1:39.88	1:38.72	1:40.43	1:37.21	1:39.23		
<b>29</b>	<b>Gregory DOWIE</b>										
<b>Lap</b>	<b>1</b>	<b>2</b>	<b>3</b>	<b>4</b>	<b>5</b>	<b>6</b>	<b>7</b>	<b>8</b>	<b>9</b>	<b>10</b>	
1	2:22.00	1:39.93	1:41.73	1:36.97	1:38.28	1:38.11					
<b>32</b>	<b>Mervyn BECKETT</b>										
<b>Lap</b>	<b>1</b>	<b>2</b>	<b>3</b>	<b>4</b>	<b>5</b>	<b>6</b>	<b>7</b>	<b>8</b>	<b>9</b>	<b>10</b>	
1	2:02.81	1:35.67	1:38.27	1:34.58	1:34.27	1:33.66	1:35.48	1:36.01	1:33.69	1:33.93	
<b>34</b>	<b>Ben WARD</b>										
<b>Lap</b>	<b>1</b>	<b>2</b>	<b>3</b>	<b>4</b>	<b>5</b>	<b>6</b>	<b>7</b>	<b>8</b>	<b>9</b>	<b>10</b>	
1	2:25.19	1:38.67	1:39.13	1:37.22	1:38.84	1:45.08	1:36.07	1:37.59	1:36.22		
<b>37</b>	<b>Keith MORGAN</b>										
<b>Lap</b>	<b>1</b>	<b>2</b>	<b>3</b>	<b>4</b>	<b>5</b>	<b>6</b>	<b>7</b>	<b>8</b>	<b>9</b>	<b>10</b>	
1	2:15.90	1:38.72	1:37.54	1:36.29	1:36.31	1:35.55	1:35.20	1:35.79	1:36.45		
<b>40</b>	<b>Paul THORPE</b>										
<b>Lap</b>	<b>1</b>	<b>2</b>	<b>3</b>	<b>4</b>	<b>5</b>	<b>6</b>	<b>7</b>	<b>8</b>	<b>9</b>	<b>10</b>	
1	1:52.36	1:36.06	1:35.01	1:33.93	1:33.94	1:35.10	1:34.11	1:33.86	1:34.22	1:33.61	
<b>41</b>	<b>Alan DULY</b>										
<b>Lap</b>	<b>1</b>	<b>2</b>	<b>3</b>	<b>4</b>	<b>5</b>	<b>6</b>	<b>7</b>	<b>8</b>	<b>9</b>	<b>10</b>	
1	1:58.20	1:39.34	1:40.85	1:38.29	1:38.21	1:38.87	1:36.92	1:37.31	1:36.88		
<b>42</b>	<b>Lee SCOTT</b>										
<b>Lap</b>	<b>1</b>	<b>2</b>	<b>3</b>	<b>4</b>	<b>5</b>	<b>6</b>	<b>7</b>	<b>8</b>	<b>9</b>	<b>10</b>	
1	1:50.96	1:36.25	1:33.64	1:33.74	1:33.39	1:33.62	1:33.18	1:33.23	1:33.07	1:33.31	

<b>44</b>	<b>Richard PENNICK</b>									
<b>Lap</b>	<b>1</b>	<b>2</b>	<b>3</b>	<b>4</b>	<b>5</b>	<b>6</b>	<b>7</b>	<b>8</b>	<b>9</b>	<b>10</b>
1	2:06.71	1:47.40	1:51.61	1:44.19	1:43.97	1:44.26	1:43.01	1:43.12	1:43.84	
<b>52</b>	<b>Andrew THORPE</b>									
<b>Lap</b>	<b>1</b>	<b>2</b>	<b>3</b>	<b>4</b>	<b>5</b>	<b>6</b>	<b>7</b>	<b>8</b>	<b>9</b>	<b>10</b>
1	2:35.58	1:40.14	1:36.29	1:36.41	1:35.93	1:36.38	1:35.59	1:35.85	1:35.33	
<b>57</b>	<b>Imran KHAN</b>									
<b>Lap</b>	<b>1</b>	<b>2</b>	<b>3</b>	<b>4</b>	<b>5</b>	<b>6</b>	<b>7</b>	<b>8</b>	<b>9</b>	<b>10</b>
1	2:22.54	1:33.71	1:39.20	1:33.10	1:32.37	1:32.62	1:32.10	1:44.87	1:32.51	
<b>59</b>	<b>Daniel GIBSON</b>									
<b>Lap</b>	<b>1</b>	<b>2</b>	<b>3</b>	<b>4</b>	<b>5</b>	<b>6</b>	<b>7</b>	<b>8</b>	<b>9</b>	<b>10</b>
1	2:01.39	1:36.32	1:34.55	1:34.00	1:34.28	1:33.55	1:33.78	1:40.01	1:45.96	1:33.48
<b>67</b>	<b>Matthew STUBINGTON</b>									
<b>Lap</b>	<b>1</b>	<b>2</b>	<b>3</b>	<b>4</b>	<b>5</b>	<b>6</b>	<b>7</b>	<b>8</b>	<b>9</b>	<b>10</b>
1	1:55.55	1:36.43	1:34.88	1:34.39	1:34.70	1:34.26	1:36.12	1:34.92	1:34.36	1:34.80
<b>74</b>	<b>Sian STAFFORD-ATKINSON</b>									
<b>Lap</b>	<b>1</b>	<b>2</b>	<b>3</b>	<b>4</b>	<b>5</b>	<b>6</b>	<b>7</b>	<b>8</b>	<b>9</b>	<b>10</b>
1	2:38.56	1:42.37	1:39.69	1:39.09	1:38.61	1:39.04	1:37.57	1:39.36		
<b>78</b>	<b>Thomas LANGFORD</b>									
<b>Lap</b>	<b>1</b>	<b>2</b>	<b>3</b>	<b>4</b>	<b>5</b>	<b>6</b>	<b>7</b>	<b>8</b>	<b>9</b>	<b>10</b>
1	2:49.97	1:38.24	1:36.48	1:35.02	1:33.96	1:34.93	1:33.95	1:33.84	1:34.99	
<b>80</b>	<b>John HILL</b>									
<b>Lap</b>	<b>1</b>	<b>2</b>	<b>3</b>	<b>4</b>	<b>5</b>	<b>6</b>	<b>7</b>	<b>8</b>	<b>9</b>	<b>10</b>
1	2:55.76	1:45.95	1:42.28	1:41.38	1:41.19	1:41.08	1:49.64	1:41.14	1:41.52	
<b>88</b>	<b>Martin CAYZER</b>									
<b>Lap</b>	<b>1</b>	<b>2</b>	<b>3</b>	<b>4</b>	<b>5</b>	<b>6</b>	<b>7</b>	<b>8</b>	<b>9</b>	<b>10</b>
1	1:50.29	1:34.81	1:33.49	1:33.75	1:34.69					
<b>90</b>	<b>Martyn FOWDREY</b>									
<b>Lap</b>	<b>1</b>	<b>2</b>	<b>3</b>	<b>4</b>	<b>5</b>	<b>6</b>	<b>7</b>	<b>8</b>	<b>9</b>	<b>10</b>
1	2:38.39	1:35.86	1:35.49	1:33.77	1:34.67	1:32.82	1:33.69	1:33.04	1:32.68	



# RACE GRID



## Demon Tweeks / Yokohama Classic Stock Hatch Championship

### Race 4

ROW 12		<b>18</b> 02:14.530 Michael WILLIAMSON	
		23	24
ROW 11	<b>80</b> 01:41.080 John HILL		<b>44</b> 01:43.010 Richard PENNICK
	21		22
ROW 10		<b>23</b> 01:37.210 Oliver THODAY	<b>74</b> 01:37.570 Sian STAFFORD-ATKINS
		19	20
ROW 9	<b>41</b> 01:36.880 Alan DULY		<b>29</b> 01:36.970 Gregory DOWIE
	17		18
ROW 8		<b>6</b> 01:35.360 Andy PHILPOTTS	<b>34</b> 01:36.070 Ben WARD
		15	16
ROW 7	<b>37</b> 01:35.200 Keith MORGAN		<b>52</b> 01:35.330 Andrew THORPE
	13		14
ROW 6		<b>67</b> 01:34.260 Matthew STUBINGTON	<b>7</b> 01:34.270 Derek ROZIER
		11	12
ROW 5	<b>22</b> 01:33.700 Ryan LOWRY		<b>78</b> 01:33.840 Thomas LANGFORD
	9		10
ROW 4		<b>40</b> 01:33.610 Paul THORPE	<b>32</b> 01:33.660 Mervyn BECKETT
		7	8
ROW 3	<b>59</b> 01:33.480 Daniel GIBSON		<b>88</b> 01:33.490 Martin CAYZER
	5		6
ROW 2		<b>90</b> 01:32.680 Martyn FOWDREY	<b>42</b> 01:33.070 Lee SCOTT
		3	4
ROW 1	<b>57</b> 01:32.100 Imran KHAN		<b>2</b> 01:32.680 Matt ROZIER
	1		2
	<b>POLE</b>		





## Provisional Results - Race 4

### Demon Tweeks / Yokohama Classic Stock Hatch Championship

Pl	No	Cl	Name	Car	Laps	Time	Behind	MPH	Best Lap	Part	MPH
1	57		Imran KHAN	Ford Fiesta XR2	7	10:56.84		76.12	1:32.09	2	77.56
2	2		Matt ROZIER	Peugeot 205 GTi	7	10:59.56	2.72	75.81	1:32.31	2	77.38
3	32		Mervyn BECKETT	Vauxhall Nova GTE	7	11:05.03	8.19	75.18	1:32.84	2	76.94
4	40		Paul THORPE	Ford Fiesta XR2i	7	11:06.37	9.53	75.03	1:33.23	2	76.61
5	88		Martin CAYZER	Ford Fiesta XR2i	7	11:08.18	11.34	74.83	1:33.14	2	76.69
6	59		Daniel GIBSON	Ford Fiesta XR2	7	11:08.59	11.75	74.78	1:32.73	2	77.03
7	7		Derek ROZIER	Peugeot 205 GTi	7	11:12.60	15.76	74.34	1:33.53	2	76.37
8	22		Ryan LOWRY	Ford Fiesta XR2i	7	11:16.50	19.66	73.91	1:33.60	2	76.31
9	67		Matthew STUBINGTON	Peugeot 205 GTi	7	11:20.07	23.23	73.52	1:34.71	2	75.42
10	37		Keith MORGAN	Suzuki Swift GTi	7	11:20.29	23.45	73.50	1:34.30	2	75.75
11	52		Andrew THORPE	Ford Fiesta XR2	7	11:21.62	24.78	73.35	1:33.88	2	76.08
12	34		Ben WARD	Ford Fiesta XR2	7	11:27.79	30.95	72.70	1:35.10	2	75.11
13	23		Oliver THODAY	Ford Fiesta XR2	7	11:41.69	44.85	71.26	1:37.19	2	73.49
14	41		Alan DULY	Ford Fiesta XR2i	7	11:45.29	48.45	70.89	1:38.05	2	72.85
15	18		Michael WILLIAMSON	Ford Fiesta XR2	7	11:52.24	55.40	70.20	1:37.47	2	73.28
16	80		John HILL	Peugeot 205 GTi	7	11:59.30	1:02.46	69.51	1:39.86	2	71.53
17	44		Richard PENNICK	Ford Fiesta XR2i	7	12:05.85	1:09.01	68.88	1:40.59	2	71.01

#### Not-Classified

90	Martyn FOWDREY	Ford Fiesta XR2	1	1:42.65	DNF	69.58	1:32.94	0	76.85
29	Gregory DOWIE	Ford Fiesta XR2	0		Starter				
42	Lee SCOTT	Ford Fiesta XR2i	0		Starter				
6	Andy PHILPOTTS	Ford Fiesta XR2i	0		Starter				
78	Thomas LANGFORD	Peugeot 205 GTi	0		Starter				

#### Non-Starters

74	Sian STAFFORD-ATKINSON	Ford Fiesta XR2							
----	------------------------	-----------------	--	--	--	--	--	--	--

#### Fastest Lap

57	Imran KHAN	Ford Fiesta XR2					1:32.09	2	77.56
----	------------	-----------------	--	--	--	--	---------	---	-------

2-part race. No 6, 29, 42, 78 took first start.

Weather / Track:

Start Time : 14:21

Snetterton 200

26 May 13 14:34

Clerk of Course :	Time Issued :	Chief Timekeeper : Terry Stevens
-------------------	---------------	----------------------------------

THESE RESULTS REMAIN PROVISIONAL FOR A MINIMUM OF 30 MINUTES FROM THE TIME OF ISSUE AND UNTIL ALL JUDICIAL AND TECHNICAL MATTERS HAVE BEEN SETTLED.

# Lap Chart

## Demon Tweeks / Yokohama Classic Stock Hatch Championship - Race 4

Lap 1		Lap 2		Lap 3		Lap 4		Lap 5		Lap 6		Lap 7		Lap 8		Lap 9		Lap 10	
No	Time	No	Time	No	Time	No	Time	No	Time	No	Time	No	Time	No	Time	No	Time	No	Time
57	1:41.45	57	3:13.86	57	4:46.39	57	6:19.16	57	7:51.65	57	9:23.74	57	10:56.84						
2	1:41.99	2	3:14.30	2	4:47.14	2	6:19.64	2	7:52.23	2	9:24.92	2	10:59.56						
32	1:42.63	32	3:16.28	32	4:49.22	32	6:22.06	32	7:56.90	32	9:31.05	32	11:05.03						
90	1:42.65	40	3:17.36	40	4:51.36	40	6:25.71	40	7:59.45	40	9:32.68	40	11:06.37						
40	1:43.31	59	3:17.65	59	4:51.68	88	6:26.88	88	8:00.46	88	9:33.63	88	11:08.18						
59	1:44.30	88	3:19.33	88	4:52.47	59	6:27.05	59	8:01.71	59	9:34.44	59	11:08.59						
88	1:45.73	7	3:19.63	7	4:53.16	7	6:27.59	7	8:02.20	7	9:36.67	7	11:12.60						
7	1:46.01	37	3:24.32	37	4:59.26	22	6:34.13	22	8:08.24	22	9:41.84	22	11:16.50						
37	1:46.92	67	3:25.15	22	4:59.34	67	6:35.35	67	8:10.33	67	9:45.36	67	11:20.07						
22	1:46.92	22	3:25.38	67	5:00.29	37	6:35.56	37	8:11.23	37	9:45.53	37	11:20.29						
67	1:47.58	18	3:27.53	52	5:03.88	52	6:38.62	52	8:13.05	52	9:46.93	52	11:21.62						
18	1:48.34	34	3:27.81	34	5:06.51	34	6:41.74	34	8:16.84	34	9:52.50	34	11:27.79						
52	1:49.34	52	3:27.95	23	5:07.66	23	6:45.37	18	8:23.57	18	10:02.58	23	11:41.69						
34	1:50.81	23	3:28.50	18	5:07.69	18	6:46.10	23	8:24.40	23	10:03.81	41	11:45.29						
23	1:51.31	41	3:30.53	41	5:08.70	41	6:46.97	41	8:25.02	41	10:04.19	18	11:52.24						
41	1:52.05	44	3:35.32	80	5:18.13	80	6:58.73	80	8:39.53	80	10:19.39	80	11:59.30						
44	1:54.29	80	3:35.92	44	5:19.40	44	6:59.99	44	8:42.87	44	10:24.63	44	12:05.85						
80	1:55.65																		

# Demon Tweeks / Yokohama Classic Stock Hatch Championship

## LAP TIMES - Race 4

<b>2</b>	<b>Matt ROZIER</b>										
<b>Lap</b>	<b>1</b>	<b>2</b>	<b>3</b>	<b>4</b>	<b>5</b>	<b>6</b>	<b>7</b>	<b>8</b>	<b>9</b>	<b>10</b>	
1	1:41.99	1:32.31	1:32.84	1:32.50	1:32.59	1:32.69	1:34.64				
<b>7</b>	<b>Derek ROZIER</b>										
<b>Lap</b>	<b>1</b>	<b>2</b>	<b>3</b>	<b>4</b>	<b>5</b>	<b>6</b>	<b>7</b>	<b>8</b>	<b>9</b>	<b>10</b>	
1	1:46.01	1:33.62	1:33.53	1:34.43	1:34.61	1:34.47	1:35.93				
<b>18</b>	<b>Michael WILLIAMSON</b>										
<b>Lap</b>	<b>1</b>	<b>2</b>	<b>3</b>	<b>4</b>	<b>5</b>	<b>6</b>	<b>7</b>	<b>8</b>	<b>9</b>	<b>10</b>	
1	1:48.34	1:39.19	1:40.16	1:38.41	1:37.47	1:39.01	1:49.66				
<b>22</b>	<b>Ryan LOWRY</b>										
<b>Lap</b>	<b>1</b>	<b>2</b>	<b>3</b>	<b>4</b>	<b>5</b>	<b>6</b>	<b>7</b>	<b>8</b>	<b>9</b>	<b>10</b>	
1	1:46.92	1:38.46	1:33.96	1:34.79	1:34.11	1:33.60	1:34.66				
<b>23</b>	<b>Oliver THODAY</b>										
<b>Lap</b>	<b>1</b>	<b>2</b>	<b>3</b>	<b>4</b>	<b>5</b>	<b>6</b>	<b>7</b>	<b>8</b>	<b>9</b>	<b>10</b>	
1	1:51.31	1:37.19	1:39.16	1:37.71	1:39.03	1:39.41	1:37.88				
<b>32</b>	<b>Mervyn BECKETT</b>										
<b>Lap</b>	<b>1</b>	<b>2</b>	<b>3</b>	<b>4</b>	<b>5</b>	<b>6</b>	<b>7</b>	<b>8</b>	<b>9</b>	<b>10</b>	
1	1:42.63	1:33.65	1:32.94	1:32.84	1:34.84	1:34.15	1:33.98				
<b>34</b>	<b>Ben WARD</b>										
<b>Lap</b>	<b>1</b>	<b>2</b>	<b>3</b>	<b>4</b>	<b>5</b>	<b>6</b>	<b>7</b>	<b>8</b>	<b>9</b>	<b>10</b>	
1	1:50.81	1:37.00	1:38.70	1:35.23	1:35.10	1:35.66	1:35.29				
<b>37</b>	<b>Keith MORGAN</b>										
<b>Lap</b>	<b>1</b>	<b>2</b>	<b>3</b>	<b>4</b>	<b>5</b>	<b>6</b>	<b>7</b>	<b>8</b>	<b>9</b>	<b>10</b>	
1	1:46.92	1:37.40	1:34.94	1:36.30	1:35.67	1:34.30	1:34.76				
<b>40</b>	<b>Paul THORPE</b>										
<b>Lap</b>	<b>1</b>	<b>2</b>	<b>3</b>	<b>4</b>	<b>5</b>	<b>6</b>	<b>7</b>	<b>8</b>	<b>9</b>	<b>10</b>	
1	1:43.31	1:34.05	1:34.00	1:34.35	1:33.74	1:33.23	1:33.69				
<b>41</b>	<b>Alan DULY</b>										
<b>Lap</b>	<b>1</b>	<b>2</b>	<b>3</b>	<b>4</b>	<b>5</b>	<b>6</b>	<b>7</b>	<b>8</b>	<b>9</b>	<b>10</b>	
1	1:52.05	1:38.48	1:38.17	1:38.27	1:38.05	1:39.17	1:41.10				
<b>44</b>	<b>Richard PENNICK</b>										
<b>Lap</b>	<b>1</b>	<b>2</b>	<b>3</b>	<b>4</b>	<b>5</b>	<b>6</b>	<b>7</b>	<b>8</b>	<b>9</b>	<b>10</b>	
1	1:54.29	1:41.03	1:44.08	1:40.59	1:42.88	1:41.76	1:41.22				
<b>52</b>	<b>Andrew THORPE</b>										
<b>Lap</b>	<b>1</b>	<b>2</b>	<b>3</b>	<b>4</b>	<b>5</b>	<b>6</b>	<b>7</b>	<b>8</b>	<b>9</b>	<b>10</b>	
1	1:49.34	1:38.61	1:35.93	1:34.74	1:34.43	1:33.88	1:34.69				
<b>57</b>	<b>Imran KHAN</b>										
<b>Lap</b>	<b>1</b>	<b>2</b>	<b>3</b>	<b>4</b>	<b>5</b>	<b>6</b>	<b>7</b>	<b>8</b>	<b>9</b>	<b>10</b>	
1	1:41.45	1:32.41	1:32.53	1:32.77	1:32.49	1:32.09	1:33.10				

---

<b>59</b>	<b>Daniel GIBSON</b>										
	<b>Lap</b>	<b>1</b>	<b>2</b>	<b>3</b>	<b>4</b>	<b>5</b>	<b>6</b>	<b>7</b>	<b>8</b>	<b>9</b>	<b>10</b>
	1	1:44.30	1:33.35	1:34.03	1:35.37	1:34.66	1:32.73	1:34.15			

---

<b>67</b>	<b>Matthew STUBINGTON</b>										
	<b>Lap</b>	<b>1</b>	<b>2</b>	<b>3</b>	<b>4</b>	<b>5</b>	<b>6</b>	<b>7</b>	<b>8</b>	<b>9</b>	<b>10</b>
	1	1:47.58	1:37.57	1:35.14	1:35.06	1:34.98	1:35.03	1:34.71			

---

<b>80</b>	<b>John HILL</b>										
	<b>Lap</b>	<b>1</b>	<b>2</b>	<b>3</b>	<b>4</b>	<b>5</b>	<b>6</b>	<b>7</b>	<b>8</b>	<b>9</b>	<b>10</b>
	1	1:55.65	1:40.27	1:42.21	1:40.60	1:40.80	1:39.86	1:39.91			

---

<b>88</b>	<b>Martin CAYZER</b>										
	<b>Lap</b>	<b>1</b>	<b>2</b>	<b>3</b>	<b>4</b>	<b>5</b>	<b>6</b>	<b>7</b>	<b>8</b>	<b>9</b>	<b>10</b>
	1	1:45.73	1:33.60	1:33.14	1:34.41	1:33.58	1:33.17	1:34.55			

---

<b>90</b>	<b>Martyn FOWDREY</b>										
	<b>Lap</b>	<b>1</b>	<b>2</b>	<b>3</b>	<b>4</b>	<b>5</b>	<b>6</b>	<b>7</b>	<b>8</b>	<b>9</b>	<b>10</b>
	1	1:42.65									





# P7 - Provisional Qualifying Times for Races 4 & 11

## Demon Tweeks / Yokohama Classic Stock Hatch Championship

### 2nd Best Times

Pl	No	Cl	Name	Car	Laps	2nd Best on Lap
1	57		Imran KHAN	Ford Fiesta XR2	9	1:32.37 5
2	2		Matt ROZIER	Peugeot 205 GTi	10	1:32.72 10
3	90		Martyn FOWDREY	Ford Fiesta XR2	9	1:32.82 6
4	42		Lee SCOTT	Ford Fiesta XR2i	10	1:33.18 7
5	59		Daniel GIBSON	Ford Fiesta XR2	10	1:33.55 6
6	32		Mervyn BECKETT	Vauxhall Nova GTE	10	1:33.69 9
7	88		Martin CAYZER	Ford Fiesta XR2i	5	1:33.75 4
8	40		Paul THORPE	Ford Fiesta XR2i	10	1:33.86 8
9	78		Thomas LANGFORD	Peugeot 205 GTi	9	1:33.95 7
10	67		Matthew STUBINGTON	Peugeot 205 GTi	10	1:34.36 9
11	7		Derek ROZIER	Peugeot 205 GTi	9	1:34.37 8
12	22		Ryan LOWRY	Ford Fiesta XR2i	9	1:34.54 8
13	37		Keith MORGAN	Suzuki Swift GTI	9	1:35.55 6
14	52		Andrew THORPE	Ford Fiesta XR2	9	1:35.59 7
15	34		Ben WARD	Ford Fiesta XR2	9	1:36.22 9
16	41		Alan DULY	Ford Fiesta XR2i	9	1:36.92 7
17	29		Gregory DOWIE	Ford Fiesta XR2	6	1:38.11 6
18	74		Sian STAFFORD-ATKINSON	Ford Fiesta XR2	8	1:38.61 5
19	23		Oliver THODAY	Ford Fiesta XR2	9	1:38.72 6
20	80		John HILL/(NO TRANSPONDER)	Peugeot 205 GTi	9	1:41.14 8
21	44		Richard PENNICK	Ford Fiesta XR2i	9	1:43.12 8
22	6		Andy PHILPOTTS	Ford Fiesta XR2i	7	1:47.95 6
23	18		Michael WILLIAMSON/(NO TRANSPONDER)	Ford Fiesta XR2	2	3:00.00 2

No 18 & 80 - No transponder signal detected

Weather / Track: Bright / Dry

Start Time : 11:16


Snetterton 200

26 May 13 11:37


Clerk of Course :	Time Issued :	Chief Timekeeper : Terry Stevens
-------------------	---------------	----------------------------------

THESE RESULTS REMAIN PROVISIONAL FOR A MINIMUM OF 30 MINUTES FROM THE TIME OF ISSUE AND UNTIL ALL JUDICIAL AND TECHNICAL MATTERS HAVE BEEN SETTLED.

Results produced on HS Sports Timing and Results Systems. Results online at [www.750MC.co.uk](http://www.750MC.co.uk)




# RACE GRID



## Demon Tweeks / Yokohama Classic Stock Hatch Championship

### Race 11

ROW 12		<b>18</b> 03:00.000 Michael WILLIAMSON	
		23	24
ROW 11	<b>44</b> 01:43.120 Richard PENNICK		<b>6</b> 01:47.950 Andy PHILPOTTS
	21		22
ROW 10		<b>23</b> 01:38.720 Oliver THODAY	<b>80</b> 01:41.140 John HILL
		19	20
ROW 9	<b>29</b> 01:38.110 Gregory DOWIE		<b>74</b> 01:38.610 Sian STAFFORD-ATKINS
	17		18
ROW 8		<b>34</b> 01:36.220 Ben WARD	<b>41</b> 01:36.920 Alan DULY
		15	16
ROW 7	<b>37</b> 01:35.550 Keith MORGAN		<b>52</b> 01:35.590 Andrew THORPE
	13		14
ROW 6		<b>7</b> 01:34.370 Derek ROZIER	<b>22</b> 01:34.540 Ryan LOWRY
		11	12
ROW 5	<b>78</b> 01:33.950 Thomas LANGFORD		<b>67</b> 01:34.360 Matthew STUBINGTON
	9		10
ROW 4		<b>88</b> 01:33.750 Martin CAYZER	<b>40</b> 01:33.860 Paul THORPE
		7	8
ROW 3	<b>59</b> 01:33.550 Daniel GIBSON		<b>32</b> 01:33.690 Mervyn BECKETT
	5		6
ROW 2		<b>90</b> 01:32.820 Martyn FOWDREY	<b>42</b> 01:33.180 Lee SCOTT
		3	4
ROW 1	<b>57</b> 01:32.370 Imran KHAN		<b>2</b> 01:32.720 Matt ROZIER
	1		2
	<b>POLE</b>		





## Provisional Results - Race 11

### Demon Tweeks / Yokohama Classic Stock Hatch Championship

Pl	No	Cl	Name	Car	Laps	Time	Behind	MPH	Best Lap on	MPH	
1	42		Lee SCOTT	Ford Fiesta XR2i	10	15:41.87		75.84	1:32.38	6	77.32
2	2		Matt ROZIER	Peugeot 205 GTi	10	15:42.64	0.77	75.77	1:32.00	10	77.64
3	57		Imran KHAN	Ford Fiesta XR2	10	15:48.81	6.94	75.28	1:32.20	4	77.47
4	40		Paul THORPE	Ford Fiesta XR2i	10	15:50.85	8.98	75.12	1:32.83	8	76.94
5	59		Daniel GIBSON	Ford Fiesta XR2	10	15:50.88	9.01	75.12	1:32.97	10	76.83
6	90		Martyn FOWDREY	Ford Fiesta XR2	10	15:50.89	9.02	75.12	1:32.58	2	77.15
7	32		Mervyn BECKETT	Vauxhall Nova GTE	10	15:55.26	13.39	74.77	1:32.70	8	77.05
8	67		Matthew STUBINGTON	Peugeot 205 GTi	10	16:09.04	27.17	73.71	1:34.35	9	75.70
9	7		Derek ROZIER	Peugeot 205 GTi	10	16:09.21	27.34	73.70	1:35.08	6	75.12
10	34		Ben WARD	Ford Fiesta XR2	10	16:09.62	27.75	73.67	1:34.15	9	75.87
11	29		Gregory DOWIE	Ford Fiesta XR2	10	16:11.68	29.81	73.51	1:34.81	8	75.34
12	52		Andrew THORPE	Ford Fiesta XR2	10	16:14.65	32.78	73.29	1:34.79	8	75.35
13	37		Keith MORGAN	Suzuki Swift GTi	10	16:17.93	36.06	73.04	1:35.34	8	74.92
14	22		Ryan LOWRY	Ford Fiesta XR2i	10	16:18.66	36.79	72.99	1:33.47	10	76.42
15	41		Alan DULY	Ford Fiesta XR2i	10	16:41.53	59.66	71.32	1:37.51	8	73.25
16	23		Oliver THODAY	Ford Fiesta XR2	10	16:43.65	1:01.78	71.17	1:36.87	8	73.74
17	80		John HILL	Peugeot 205 GTi	10	17:03.97	1:22.10	69.76	1:39.18	9	72.02
18	18		Michael WILLIAMSON	Ford Fiesta XR2	10	17:12.26	1:30.39	69.20	1:38.28	8	72.68
19	44		Richard PENNICK	Ford Fiesta XR2i	9	17:19.79	1 Lap	61.82	1:42.21	6	69.88

#### Not-Classified

88	Martin CAYZER	Ford Fiesta XR2i	1	2:12.52	DNF	53.90	2:12.52	1	53.90
----	---------------	------------------	---	---------	-----	-------	---------	---	-------

#### Non-Starters

6	Andy PHILPOTTS	Ford Fiesta XR2i
74	Sian STAFFORD-ATKINSON	Ford Fiesta XR2
78	Thomas LANGFORD	Peugeot 205 GTi

#### Fastest Lap

2	Matt ROZIER	Peugeot 205 GTi	1:32.00	10	77.64
---	-------------	-----------------	---------	----	-------

Weather / Track: Bright / Dry

Start Time : 17:55

Snetterton 200

26 May 13 18:12

Clerk of Course :	Time Issued :	Chief Timekeeper : Terry Stevens
-------------------	---------------	----------------------------------

THESE RESULTS REMAIN PROVISIONAL FOR A MINIMUM OF 30 MINUTES FROM THE TIME OF ISSUE AND UNTIL ALL JUDICIAL AND TECHNICAL MATTERS HAVE BEEN SETTLED.

# Lap Chart

## Demon Tweeks / Yokohama Classic Stock Hatch Championship - Race 11

Lap 1		Lap 2		Lap 3		Lap 4		Lap 5		Lap 6		Lap 7		Lap 8		Lap 9		Lap 10	
No	Time	No	Time	No	Time	No	Time	No	Time	No	Time	No	Time	No	Time	No	Time	No	Time
90	1:41.32	90	3:13.90	90	4:47.49	90	6:20.40	90	7:52.99	2	9:29.37	2	11:02.57	2	12:36.52	42	14:09.18	42	15:41.87
2	1:41.85	2	3:14.39	2	4:47.99	2	6:21.01	2	7:54.19	90	9:29.44	90	11:02.89	42	12:36.75	90	14:10.01	2	15:42.64
32	1:44.53	42	3:19.83	42	4:52.68	42	6:25.86	42	7:58.53	42	9:30.91	42	11:03.89	90	12:36.99	2	14:10.64	57	15:48.81
57	1:44.62	32	3:20.97	59	4:54.85	59	6:27.98	32	8:02.57	59	9:36.12	57	11:10.68	57	12:43.21	57	14:15.92	40	15:50.85
42	1:44.82	59	3:21.03	32	4:55.22	32	6:28.40	59	8:02.61	32	9:36.37	59	11:11.12	59	12:44.16	40	14:17.85	59	15:50.88
59	1:45.48	57	3:21.24	40	4:57.14	57	6:29.60	57	8:02.93	57	9:36.91	40	11:11.47	40	12:44.30	59	14:17.91	90	15:50.89
67	1:46.01	40	3:21.33	57	4:57.40	40	6:30.15	40	8:03.36	40	9:37.72	32	11:12.25	32	12:44.95	32	14:20.66	32	15:55.26
40	1:46.45	67	3:21.34	67	5:00.01	7	6:35.85	7	8:11.59	7	9:46.67	7	11:21.90	7	12:57.22	7	14:32.49	67	16:09.04
7	1:46.58	22	3:21.53	7	5:00.17	67	6:36.36	67	8:12.04	67	9:47.65	67	11:23.38	67	12:58.57	67	14:32.92	7	16:09.21
22	1:47.31	7	3:22.49	37	5:00.64	37	6:36.75	34	8:13.85	34	9:49.91	34	11:25.53	34	13:00.69	34	14:34.84	34	16:09.62
37	1:48.21	37	3:24.07	34	5:01.30	34	6:37.08	29	8:14.12	29	9:50.12	29	11:26.41	29	13:01.22	29	14:36.17	29	16:11.68
34	1:49.04	34	3:24.37	29	5:01.96	29	6:37.83	37	8:14.51	37	9:51.76	52	11:28.25	52	13:03.04	52	14:38.46	52	16:14.65
52	1:49.84	52	3:25.10	52	5:02.07	52	6:38.96	52	8:15.00	52	9:51.97	37	11:29.21	37	13:04.55	37	14:41.08	37	16:17.93
29	1:51.10	29	3:26.44	18	5:12.48	23	6:50.38	18	8:29.49	22	10:03.52	22	11:37.70	22	13:11.41	22	14:45.19	22	16:18.66
18	1:51.64	18	3:31.45	23	5:12.97	18	6:51.05	22	8:29.74	18	10:09.72	41	11:47.78	41	13:25.29	41	15:03.10	41	16:41.53
23	1:51.88	41	3:31.78	41	5:13.01	41	6:51.34	23	8:30.19	41	10:09.78	18	11:49.07	18	13:27.35	23	15:05.46	23	16:43.65
41	1:52.92	23	3:32.86	22	5:19.08	22	6:55.13	41	8:30.66	23	10:12.94	23	11:50.75	23	13:27.62	18	15:05.71	80	17:03.97
80	1:55.77	80	3:37.77	80	5:21.15	80	7:02.07	44	8:33.80 *1	80	10:26.44	80	12:05.82	80	13:45.50	80	15:24.68	18	17:12.26
44	1:57.67	44	3:41.12	44	5:23.90			80	8:43.15	44	10:29.44 *1	44	12:11.65 *1	44	13:54.64 *1	44	15:37.42 *1	44	17:19.79 *1
88	2:12.52																		

# Demon Tweeks / Yokohama Classic Stock Hatch Championship

## LAP TIMES - Race 11

<b>2</b>	<b>Matt ROZIER</b>										
<b>Lap</b>	<b>1</b>	<b>2</b>	<b>3</b>	<b>4</b>	<b>5</b>	<b>6</b>	<b>7</b>	<b>8</b>	<b>9</b>	<b>10</b>	
1	1:41.85	1:32.54	1:33.60	1:33.02	1:33.18	1:35.18	1:33.20	1:33.95	1:34.12	1:32.00	
<b>7</b>	<b>Derek ROZIER</b>										
<b>Lap</b>	<b>1</b>	<b>2</b>	<b>3</b>	<b>4</b>	<b>5</b>	<b>6</b>	<b>7</b>	<b>8</b>	<b>9</b>	<b>10</b>	
1	1:46.58	1:35.91	1:37.68	1:35.68	1:35.74	1:35.08	1:35.23	1:35.32	1:35.27	1:36.72	
<b>18</b>	<b>Michael WILLIAMSON</b>										
<b>Lap</b>	<b>1</b>	<b>2</b>	<b>3</b>	<b>4</b>	<b>5</b>	<b>6</b>	<b>7</b>	<b>8</b>	<b>9</b>	<b>10</b>	
1	1:51.64	1:39.81	1:41.03	1:38.57	1:38.44	1:40.23	1:39.35	1:38.28	1:38.36	2:06.55	
<b>22</b>	<b>Ryan LOWRY</b>										
<b>Lap</b>	<b>1</b>	<b>2</b>	<b>3</b>	<b>4</b>	<b>5</b>	<b>6</b>	<b>7</b>	<b>8</b>	<b>9</b>	<b>10</b>	
1	1:47.31	1:34.22	1:57.55	1:36.05	1:34.61	1:33.78	1:34.18	1:33.71	1:33.78	1:33.47	
<b>23</b>	<b>Oliver THODAY</b>										
<b>Lap</b>	<b>1</b>	<b>2</b>	<b>3</b>	<b>4</b>	<b>5</b>	<b>6</b>	<b>7</b>	<b>8</b>	<b>9</b>	<b>10</b>	
1	1:51.88	1:40.98	1:40.11	1:37.41	1:39.81	1:42.75	1:37.81	1:36.87	1:37.84	1:38.19	
<b>29</b>	<b>Gregory DOWIE</b>										
<b>Lap</b>	<b>1</b>	<b>2</b>	<b>3</b>	<b>4</b>	<b>5</b>	<b>6</b>	<b>7</b>	<b>8</b>	<b>9</b>	<b>10</b>	
1	1:51.10	1:35.34	1:35.52	1:35.87	1:36.29	1:36.00	1:36.29	1:34.81	1:34.95	1:35.51	
<b>32</b>	<b>Mervyn BECKETT</b>										
<b>Lap</b>	<b>1</b>	<b>2</b>	<b>3</b>	<b>4</b>	<b>5</b>	<b>6</b>	<b>7</b>	<b>8</b>	<b>9</b>	<b>10</b>	
1	1:44.53	1:36.44	1:34.25	1:33.18	1:34.17	1:33.80	1:35.88	1:32.70	1:35.71	1:34.60	
<b>34</b>	<b>Ben WARD</b>										
<b>Lap</b>	<b>1</b>	<b>2</b>	<b>3</b>	<b>4</b>	<b>5</b>	<b>6</b>	<b>7</b>	<b>8</b>	<b>9</b>	<b>10</b>	
1	1:49.04	1:35.33	1:36.93	1:35.78	1:36.77	1:36.06	1:35.62	1:35.16	1:34.15	1:34.78	
<b>37</b>	<b>Keith MORGAN</b>										
<b>Lap</b>	<b>1</b>	<b>2</b>	<b>3</b>	<b>4</b>	<b>5</b>	<b>6</b>	<b>7</b>	<b>8</b>	<b>9</b>	<b>10</b>	
1	1:48.21	1:35.86	1:36.57	1:36.11	1:37.76	1:37.25	1:37.45	1:35.34	1:36.53	1:36.85	
<b>40</b>	<b>Paul THORPE</b>										
<b>Lap</b>	<b>1</b>	<b>2</b>	<b>3</b>	<b>4</b>	<b>5</b>	<b>6</b>	<b>7</b>	<b>8</b>	<b>9</b>	<b>10</b>	
1	1:46.45	1:34.88	1:35.81	1:33.01	1:33.21	1:34.36	1:33.75	1:32.83	1:33.55	1:33.00	
<b>41</b>	<b>Alan DULY</b>										
<b>Lap</b>	<b>1</b>	<b>2</b>	<b>3</b>	<b>4</b>	<b>5</b>	<b>6</b>	<b>7</b>	<b>8</b>	<b>9</b>	<b>10</b>	
1	1:52.92	1:38.86	1:41.23	1:38.33	1:39.32	1:39.12	1:38.00	1:37.51	1:37.81	1:38.43	
<b>42</b>	<b>Lee SCOTT</b>										
<b>Lap</b>	<b>1</b>	<b>2</b>	<b>3</b>	<b>4</b>	<b>5</b>	<b>6</b>	<b>7</b>	<b>8</b>	<b>9</b>	<b>10</b>	
1	1:44.82	1:35.01	1:32.85	1:33.18	1:32.67	1:32.38	1:32.98	1:32.86	1:32.43	1:32.69	
<b>44</b>	<b>Richard PENNICK</b>										
<b>Lap</b>	<b>1</b>	<b>2</b>	<b>3</b>	<b>4</b>	<b>5</b>	<b>6</b>	<b>7</b>	<b>8</b>	<b>9</b>	<b>10</b>	
1	1:57.67	1:43.45	1:42.78	3:09.90	1:55.64	1:42.21	1:42.99	1:42.78	1:42.37		

<b>52</b>	<b>Andrew THORPE</b>									
<b>Lap</b>	<b>1</b>	<b>2</b>	<b>3</b>	<b>4</b>	<b>5</b>	<b>6</b>	<b>7</b>	<b>8</b>	<b>9</b>	<b>10</b>
1	1:49.84	1:35.26	1:36.97	1:36.89	1:36.04	1:36.97	1:36.28	1:34.79	1:35.42	1:36.19
<b>57</b>	<b>Imran KHAN</b>									
<b>Lap</b>	<b>1</b>	<b>2</b>	<b>3</b>	<b>4</b>	<b>5</b>	<b>6</b>	<b>7</b>	<b>8</b>	<b>9</b>	<b>10</b>
1	1:44.62	1:36.62	1:36.16	1:32.20	1:33.33	1:33.98	1:33.77	1:32.53	1:32.71	1:32.89
<b>59</b>	<b>Daniel GIBSON</b>									
<b>Lap</b>	<b>1</b>	<b>2</b>	<b>3</b>	<b>4</b>	<b>5</b>	<b>6</b>	<b>7</b>	<b>8</b>	<b>9</b>	<b>10</b>
1	1:45.48	1:35.55	1:33.82	1:33.13	1:34.63	1:33.51	1:35.00	1:33.04	1:33.75	1:32.97
<b>67</b>	<b>Matthew STUBINGTON</b>									
<b>Lap</b>	<b>1</b>	<b>2</b>	<b>3</b>	<b>4</b>	<b>5</b>	<b>6</b>	<b>7</b>	<b>8</b>	<b>9</b>	<b>10</b>
1	1:46.01	1:35.33	1:38.67	1:36.35	1:35.68	1:35.61	1:35.73	1:35.19	1:34.35	1:36.12
<b>80</b>	<b>John HILL</b>									
<b>Lap</b>	<b>1</b>	<b>2</b>	<b>3</b>	<b>4</b>	<b>5</b>	<b>6</b>	<b>7</b>	<b>8</b>	<b>9</b>	<b>10</b>
1	1:55.77	1:42.00	1:43.38	1:40.92	1:41.08	1:43.29	1:39.38	1:39.68	1:39.18	1:39.29
<b>88</b>	<b>Martin CAYZER</b>									
<b>Lap</b>	<b>1</b>	<b>2</b>	<b>3</b>	<b>4</b>	<b>5</b>	<b>6</b>	<b>7</b>	<b>8</b>	<b>9</b>	<b>10</b>
1	2:12.52									
<b>90</b>	<b>Martyn FOWDREY</b>									
<b>Lap</b>	<b>1</b>	<b>2</b>	<b>3</b>	<b>4</b>	<b>5</b>	<b>6</b>	<b>7</b>	<b>8</b>	<b>9</b>	<b>10</b>
1	1:41.32	1:32.58	1:33.59	1:32.91	1:32.59	1:36.45	1:33.45	1:34.10	1:33.02	1:40.88