

# Classic Stock Hatch Championship

## Qualifying 3

Pl	No	Cl	Name	Car	Laps	Time on Lap	Behind	MPH	
1	71		Pip HAMMOND	Vauxhall Nova GTE	8	1:47.40	6	73.31	
2	9		Andrew THORPE	Citroen AX GTi	8	1:48.03	5	0.63	72.88
3	7		Pete MORGAN	Ford Fiesta XR2	8	1:48.42	6	1.02	72.62
4	1		Lee SCOTT	Ford Fiesta XR2i	8	1:48.59	5	1.19	72.50
5	39		Martin RODGERS	Peugeot 205 GTi	8	1:48.60	5	1.20	72.50
6	2		Matt ROZIER	Peugeot 205 GTi	8	1:49.04	7	1.64	72.20
7	6		Andy PHILPOTTS	Ford Fiesta XR2i	8	1:49.13	5	1.73	72.15
8	67		Matthew STUBINGTON	Peugeot 205 GTi	8	1:49.24	6	1.84	72.07
9	41		Jason WOOD	Vauxhall Nova GTE	8	1:49.31	5	1.91	72.03
10	87		Stewart PLACE	Peugeot 205 GTi	8	1:49.70	7	2.30	71.77
11	10		Imran KHAN	Vauxhall Nova	8	1:49.84	7	2.44	71.68
12	4		Edward COOPER	Vauxhall Nova GSi	5	1:50.67	4	3.27	71.14
13	73		Jason WATKINSON	Ford Fiesta XR2i	8	1:50.95	6	3.55	70.96
14	99		Scott WARD	Ford Fiesta XR2i	8	1:51.00	8	3.60	70.93
15	26		Paul BROCK	Ford Fiesta XR2i	8	1:51.08	6	3.68	70.88
16	89		Richard KELSALL	Ford Fiesta XR2i	8	1:51.32	7	3.92	70.73
17	77		Derek ROZIER	Ford Fiesta XR2i	8	1:53.38	7	5.98	69.44
18	18		Darren BASSINGTHWAIGHTE	Peugeot 205 GTi	8	1:54.17	6	6.77	68.96
19	58		Peter OSGERBY	Vauxhall Nova GTE	8	1:54.61	6	7.21	68.70
20	92		Rick GROOM	Ford Fiesta XR2	8	1:55.08	6	7.68	68.42
21	27		Sam HUTCHINSON	Ford Fiesta XR2i	7	1:56.89	7	9.49	67.36
22	62		Alan DULY	Ford Fiesta XR2i	7	1:58.07	5	10.67	66.68
23	12		James HASLEHURST	Peugeot 205 GTi	7	1:59.27	6	11.87	66.01

Weather / Track:

Start Time : 09:43

Cadwell Park Full

20 Jul 19 10:01

Clerk of Course :	Time Issued :	Chief Timekeeper : Terry Stevens
-------------------	---------------	----------------------------------


THESE RESULTS REMAIN PROVISIONAL FOR A MINIMUM OF 30 MINUTES FROM THE TIME OF ISSUE AND UNTIL ALL JUDICIAL AND TECHNICAL MATTERS HAVE BEEN SETTLED.

# Demon Tweeks / Yokohama Classic Stock Hatch Championship


## LAP TIMES - Qualifying 3

<b>1</b>	<b>Lee SCOTT</b>										
	<b>Lap</b>	<b>1</b>	<b>2</b>	<b>3</b>	<b>4</b>	<b>5</b>	<b>6</b>	<b>7</b>	<b>8</b>	<b>9</b>	<b>10</b>
	1	1:53.98	1:49.76	1:49.45	1:49.57	1:48.59	1:49.76	1:48.91	1:50.32		
<b>2</b>	<b>Matt ROZIER</b>										
	<b>Lap</b>	<b>1</b>	<b>2</b>	<b>3</b>	<b>4</b>	<b>5</b>	<b>6</b>	<b>7</b>	<b>8</b>	<b>9</b>	<b>10</b>
	1	2:01.93	1:52.33	1:53.61	1:49.55	1:50.78	1:49.55	1:49.04	1:49.19		
<b>4</b>	<b>Edward COOPER</b>										
	<b>Lap</b>	<b>1</b>	<b>2</b>	<b>3</b>	<b>4</b>	<b>5</b>	<b>6</b>	<b>7</b>	<b>8</b>	<b>9</b>	<b>10</b>
	1	1:58.84	1:53.75	1:50.91	1:50.67	1:54.30					
<b>6</b>	<b>Andy PHILPOTTS</b>										
	<b>Lap</b>	<b>1</b>	<b>2</b>	<b>3</b>	<b>4</b>	<b>5</b>	<b>6</b>	<b>7</b>	<b>8</b>	<b>9</b>	<b>10</b>
	1	2:00.78	1:57.43	1:53.27	1:49.82	1:49.13	1:51.80	1:50.55	1:49.58		
<b>7</b>	<b>Pete MORGAN</b>										
	<b>Lap</b>	<b>1</b>	<b>2</b>	<b>3</b>	<b>4</b>	<b>5</b>	<b>6</b>	<b>7</b>	<b>8</b>	<b>9</b>	<b>10</b>
	1	1:58.05	1:55.57	1:53.21	1:50.42	1:48.87	1:48.42	1:48.49	1:48.63		
<b>9</b>	<b>Andrew THORPE</b>										
	<b>Lap</b>	<b>1</b>	<b>2</b>	<b>3</b>	<b>4</b>	<b>5</b>	<b>6</b>	<b>7</b>	<b>8</b>	<b>9</b>	<b>10</b>
	1	1:53.15	1:49.07	1:48.45	1:48.43	1:48.03	1:48.70	1:49.10	1:48.65		
<b>10</b>	<b>Imran KHAN</b>										
	<b>Lap</b>	<b>1</b>	<b>2</b>	<b>3</b>	<b>4</b>	<b>5</b>	<b>6</b>	<b>7</b>	<b>8</b>	<b>9</b>	<b>10</b>
	1	1:58.53	1:54.83	1:52.55	1:53.01	1:51.42	1:50.18	1:49.84	1:50.67		
<b>12</b>	<b>James HASLEHURST</b>										
	<b>Lap</b>	<b>1</b>	<b>2</b>	<b>3</b>	<b>4</b>	<b>5</b>	<b>6</b>	<b>7</b>	<b>8</b>	<b>9</b>	<b>10</b>
	1	2:14.62	2:05.72	2:02.53	2:01.44	1:59.61	1:59.27	2:01.56			
<b>18</b>	<b>Darren BASSINGTHWAIGHTE</b>										
	<b>Lap</b>	<b>1</b>	<b>2</b>	<b>3</b>	<b>4</b>	<b>5</b>	<b>6</b>	<b>7</b>	<b>8</b>	<b>9</b>	<b>10</b>
	1	2:12.93	2:08.33	1:57.35	1:55.25	1:56.43	1:54.17	1:55.85	2:03.90		
<b>26</b>	<b>Paul BROCK</b>										
	<b>Lap</b>	<b>1</b>	<b>2</b>	<b>3</b>	<b>4</b>	<b>5</b>	<b>6</b>	<b>7</b>	<b>8</b>	<b>9</b>	<b>10</b>
	1	2:06.13	1:57.92	1:54.55	1:51.65	1:51.95	1:51.08	1:51.59	1:51.98		
<b>27</b>	<b>Sam HUTCHINSON</b>										
	<b>Lap</b>	<b>1</b>	<b>2</b>	<b>3</b>	<b>4</b>	<b>5</b>	<b>6</b>	<b>7</b>	<b>8</b>	<b>9</b>	<b>10</b>
	1	2:20.76	2:05.68	2:01.56	1:58.99	1:57.84	1:57.08	1:56.89			
<b>39</b>	<b>Martin RODGERS</b>										
	<b>Lap</b>	<b>1</b>	<b>2</b>	<b>3</b>	<b>4</b>	<b>5</b>	<b>6</b>	<b>7</b>	<b>8</b>	<b>9</b>	<b>10</b>
	1	1:53.40	1:49.27	1:48.99	1:49.15	1:48.60	1:48.89	1:50.28	1:53.69		
<b>41</b>	<b>Jason WOOD</b>										
	<b>Lap</b>	<b>1</b>	<b>2</b>	<b>3</b>	<b>4</b>	<b>5</b>	<b>6</b>	<b>7</b>	<b>8</b>	<b>9</b>	<b>10</b>
	1	1:53.26	1:50.40	1:49.42	1:50.23	1:49.31	1:50.04	1:49.89	1:51.77		

<b>58</b>	<b>Peter OSGERBY</b>									
<b>Lap</b>	<b>1</b>	<b>2</b>	<b>3</b>	<b>4</b>	<b>5</b>	<b>6</b>	<b>7</b>	<b>8</b>	<b>9</b>	<b>10</b>
1	2:11.25	2:01.32	2:01.73	2:00.43	1:56.00	1:54.61	1:56.11	1:59.55		
<b>62</b>	<b>Alan DULY</b>									
<b>Lap</b>	<b>1</b>	<b>2</b>	<b>3</b>	<b>4</b>	<b>5</b>	<b>6</b>	<b>7</b>	<b>8</b>	<b>9</b>	<b>10</b>
1	2:15.84	2:04.12	1:59.97	1:59.49	1:58.07	1:58.63	2:01.58			
<b>67</b>	<b>Matthew STUBINGTON</b>									
<b>Lap</b>	<b>1</b>	<b>2</b>	<b>3</b>	<b>4</b>	<b>5</b>	<b>6</b>	<b>7</b>	<b>8</b>	<b>9</b>	<b>10</b>
1	1:57.41	1:51.02	1:49.80	1:49.50	1:49.48	1:49.24	2:52.60	1:58.83		
<b>71</b>	<b>Pip HAMMOND</b>									
<b>Lap</b>	<b>1</b>	<b>2</b>	<b>3</b>	<b>4</b>	<b>5</b>	<b>6</b>	<b>7</b>	<b>8</b>	<b>9</b>	<b>10</b>
1	1:52.27	1:48.97	1:48.11	1:48.02	1:47.51	1:47.40	1:49.42	1:47.46		
<b>73</b>	<b>Jason WATKINSON</b>									
<b>Lap</b>	<b>1</b>	<b>2</b>	<b>3</b>	<b>4</b>	<b>5</b>	<b>6</b>	<b>7</b>	<b>8</b>	<b>9</b>	<b>10</b>
1	2:06.19	1:57.94	1:57.60	1:51.83	1:52.53	1:50.95	1:51.30	1:51.54		
<b>77</b>	<b>Derek ROZIER</b>									
<b>Lap</b>	<b>1</b>	<b>2</b>	<b>3</b>	<b>4</b>	<b>5</b>	<b>6</b>	<b>7</b>	<b>8</b>	<b>9</b>	<b>10</b>
1	2:01.59	1:54.44	1:55.28	1:53.84	1:54.62	1:53.46	1:53.38	1:53.73		
<b>87</b>	<b>Stewart PLACE</b>									
<b>Lap</b>	<b>1</b>	<b>2</b>	<b>3</b>	<b>4</b>	<b>5</b>	<b>6</b>	<b>7</b>	<b>8</b>	<b>9</b>	<b>10</b>
1	1:58.15	1:52.96	1:51.99	1:51.52	1:50.69	1:50.16	1:49.70	1:50.16		
<b>89</b>	<b>Richard KELSALL</b>									
<b>Lap</b>	<b>1</b>	<b>2</b>	<b>3</b>	<b>4</b>	<b>5</b>	<b>6</b>	<b>7</b>	<b>8</b>	<b>9</b>	<b>10</b>
1	2:08.03	1:58.87	1:55.73	1:52.54	1:51.78	1:52.62	1:51.32	1:53.07		
<b>92</b>	<b>Rick GROOM</b>									
<b>Lap</b>	<b>1</b>	<b>2</b>	<b>3</b>	<b>4</b>	<b>5</b>	<b>6</b>	<b>7</b>	<b>8</b>	<b>9</b>	<b>10</b>
1	2:05.04	2:00.14	1:57.83	1:58.20	1:56.74	1:55.08	1:55.29	1:55.54		
<b>99</b>	<b>Scott WARD</b>									
<b>Lap</b>	<b>1</b>	<b>2</b>	<b>3</b>	<b>4</b>	<b>5</b>	<b>6</b>	<b>7</b>	<b>8</b>	<b>9</b>	<b>10</b>
1	2:08.47	1:57.88	1:58.84	1:53.84	1:52.24	1:54.78	1:56.13	1:51.00		



# RACE GRID



## Demon Tweeks / Yokohama Classic Stock Hatch Championship

### Race 3

ROW 12		<b>12</b> 01:59.270 James HASLEHURST
ROW 11	<b>62</b> 01:58.070 Alan DULY	<b>27</b> 01:56.890 Sam HUTCHINSON
ROW 10	<b>92</b> 01:55.080 Rick GROOM	<b>58</b> 01:54.610 Peter OSGERBY
ROW 9	<b>18</b> 01:54.170 Darren BASSINGTHWAIG	<b>77</b> 01:53.380 Derek ROZIER
ROW 8	<b>89</b> 01:51.320 Richard KELSALL	<b>26</b> 01:51.080 Paul BROCK
ROW 7	<b>99</b> 01:51.000 Scott WARD	<b>73</b> 01:50.950 Jason WATKINSON
ROW 6	<b>4</b> 01:50.670 Edward COOPER	<b>10</b> 01:49.840 Imran KHAN
ROW 5	<b>87</b> 01:49.700 Stewart PLACE	<b>41</b> 01:49.310 Jason WOOD
ROW 4	<b>67</b> 01:49.240 Matthew STUBINGTON	<b>6</b> 01:49.130 Andy PHILPOTTS
ROW 3	<b>2</b> 01:49.040 Matt ROZIER	<b>39</b> 01:48.600 Martin RODGERS
ROW 2	<b>1</b> 01:48.590 Lee SCOTT	<b>7</b> 01:48.420 Pete MORGAN
ROW 1	<b>9</b> 01:48.030 Andrew THORPE	<b>71</b> 01:47.400 Pip HAMMOND

**POLE**



# Classic Stock Hatch Championship

## Provisional Results - Race 3

Pl	No	Cl	Name	Car	Laps	Time	Behind	MPH	Best Lap on	MPH
1	71		Pip HAMMOND	Vauxhall Nova GTE	8	15:57.64		65.77	1:51.72	2 70.47
2	7		Pete MORGAN	Ford Fiesta XR2	8	15:58.19	0.55	65.73	1:51.54	2 70.59
3	2		Matt ROZIER	Peugeot 205 GTi	8	16:05.57	7.93	65.23	1:52.79	2 69.80
4	1		Lee SCOTT	Ford Fiesta XR2i	8	16:06.72	9.08	65.15	1:53.17	2 69.57
5	39		Martin RODGERS	Peugeot 205 GTi	8	16:19.21	21.57	64.32	1:51.86	2 70.38
6	6		Andy PHILPOTTS	Ford Fiesta XR2i	8	16:20.04	22.40	64.27	1:51.99	2 70.30
7	67		Matthew STUBINGTON	Peugeot 205 GTi	8	16:20.43	22.79	64.24	1:52.38	2 70.06
8	10		Imran KHAN	Vauxhall Nova	8	16:20.56	22.92	64.23	1:52.54	2 69.96
9	4		Edward COOPER	Vauxhall Nova GSi	8	16:21.09	23.45	64.20	1:51.98	2 70.31
10	41		Jason WOOD	Vauxhall Nova GTE	8	16:21.94	24.30	64.14	1:52.05	2 70.27
11	87		Stewart PLACE	Peugeot 205 GTi	8	16:47.23	49.59	62.53	1:52.14	2 70.21
12	26		Paul BROCK	Ford Fiesta XR2i	8	16:47.75	50.11	62.50	1:54.48	2 68.77
13	77		Derek ROZIER	Ford Fiesta XR2i	8	16:48.16	50.52	62.48	1:54.48	2 68.77
14	12		James HASLEHURST	Peugeot 205 GTi	8	16:50.15	52.51	62.35	1:57.32	2 67.11
15	89		Richard KELSALL	Ford Fiesta XR2i	8	16:51.60	53.96	62.26	1:54.05	2 69.03
16	92		Rick GROOM	Ford Fiesta XR2	8	17:13.53	1:15.89	60.94	2:01.57	2 64.76
17	73		Jason WATKINSON	Ford Fiesta XR2i	8	17:21.68	1:24.04	60.47	1:57.68	2 66.90
18	99		Scott WARD	Ford Fiesta XR2i	8	17:22.45	1:24.81	60.42	1:59.59	2 65.83
19	27		Sam HUTCHINSON	Ford Fiesta XR2i	8	17:26.13	1:28.49	60.21	2:03.39	3 63.81
20	18		Darren BASSINGTHWAIGHTE	Peugeot 205 GTi	8	17:27.07	1:29.43	60.15	2:02.59	2 64.22
21	58		Peter OSGERBY	Vauxhall Nova GTE	8	17:42.14	1:44.50	59.30	2:03.41	2 63.80
22	62		Alan DULY	Ford Fiesta XR2i	7	16:00.45	1 Lap	57.38	2:04.15	2 63.42

### Not-Classified

9	Andrew THORPE	Citroen AX GTi	3	5:52.60	DNF	66.99	1:51.38	2	70.69
---	---------------	----------------	---	---------	-----	-------	---------	---	-------

### Fastest Lap

9	Andrew THORPE	Citroen AX GTi					1:51.38	2	70.69
---	---------------	----------------	--	--	--	--	---------	---	-------

No 7 - 5s penalty - track limits

Weather / Track: Started dry, then wet

Start Time : 14:18

Cadwell Park Full

20 Jul 19 14:37

Clerk of Course :	Time Issued :	Chief Timekeeper : Terry Stevens
-------------------	---------------	----------------------------------

THESE RESULTS REMAIN PROVISIONAL FOR A MINIMUM OF 30 MINUTES FROM THE TIME OF ISSUE AND UNTIL ALL JUDICIAL AND TECHNICAL MATTERS HAVE BEEN SETTLED.

# Lap Chart

## Demon Tweeks / Yokohama Classic Stock Hatch Championship - Race 3

Lap 1		Lap 2		Lap 3		Lap 4		Lap 5		Lap 6		Lap 7		Lap 8		Lap 9		Lap 10			
No	Time	No	Time	No	Time	No	Time	No	Time	No	Time	No	Time	No	Time	No	Time	No	Time		
71	1:59.47	71	3:51.19	7	5:47.14	7	7:46.00	7	9:47.69	7	11:48.74	7	13:49.30	71	15:57.64						
9	2:00.65	9	3:52.03	71	5:48.56	71	7:47.09	71	9:48.27	71	11:52.73	71	13:55.02	7	15:58.19						
7	2:01.07	7	3:52.61	9	5:52.60	1	7:54.95	1	9:58.42	1	12:00.14	2	14:03.61	62	16:00.45 *1						
1	2:01.69	1	3:54.86	1	5:53.14	2	7:55.79	2	9:59.02	2	12:00.91	2	14:04.13	2	16:05.57						
2	2:02.22	2	3:55.01	2	5:53.86	6	7:59.01	6	10:05.09	39	12:08.35	39	14:12.44	1	16:06.72						
6	2:03.21	6	3:55.20	6	5:54.60	39	7:59.34	39	10:05.66	6	12:09.84	6	14:14.16	39	16:19.21						
39	2:03.83	39	3:55.69	39	5:54.96	41	8:00.13	67	10:06.17	67	12:10.76	67	14:15.22	6	16:20.04						
41	2:04.20	41	3:56.25	41	5:55.52	67	8:00.79	41	10:06.68	41	12:11.33	10	14:15.74	67	16:20.43						
67	2:04.55	67	3:56.93	67	5:56.28	4	8:01.55	4	10:07.37	10	12:11.98	4	14:17.12	10	16:20.56						
4	2:05.18	4	3:57.16	4	5:56.83	10	8:02.79	10	10:07.66	4	12:12.14	41	14:17.30	4	16:21.09						
10	2:05.75	10	3:58.29	87	5:58.44	87	8:04.01	87	10:08.24	87	12:12.24	26	14:37.10	41	16:21.94						
87	2:06.44	87	3:58.58	10	5:59.06	26	8:09.96	26	10:19.20	89	12:26.08	77	14:37.55	87	16:47.23						
26	2:07.41	26	4:01.89	26	6:02.87	89	8:10.54	89	10:19.69	26	12:27.95	87	14:37.73	26	16:47.75						
77	2:08.24	77	4:02.72	77	6:03.36	77	8:15.49	77	10:21.63	77	12:28.31	12	14:43.77	77	16:48.16						
89	2:09.29	89	4:03.34	89	6:04.16	12	8:22.80	12	10:30.17	12	12:36.65	89	14:45.41	12	16:50.15						
99	2:12.80	99	4:12.39	12	6:14.64	73	8:25.76	73	10:37.70	73	12:47.71	73	14:56.59	89	16:51.60						
58	2:15.65	12	4:13.47	73	6:18.58	92	8:31.98	92	10:42.30	92	12:51.61	92	15:00.37	92	17:13.53						
92	2:15.85	73	4:14.92	99	6:19.14	99	8:33.48	99	10:49.73	99	13:01.87	99	15:13.46	73	17:21.68						
12	2:16.15	92	4:17.42	92	6:20.76	18	8:41.73	18	10:54.62	18	13:05.37	27	15:15.60	99	17:22.45						
18	2:16.94	58	4:19.06	18	6:25.93	27	8:42.28	27	10:54.78	27	13:05.57	18	15:16.92	27	17:26.13						
73	2:17.24	18	4:19.53	58	6:27.71	58	8:45.76	58	11:00.02	58	13:13.54	58	15:27.40	18	17:27.07						
62	2:20.54	62	4:24.69	27	6:28.91	62	8:50.98	62	11:08.39	62	13:37.46			58	17:42.14						
27	2:21.64	27	4:25.52	62	6:34.35																

# Demon Tweeks / Yokohama Classic Stock Hatch Championship

## LAP TIMES - Race 3

<b>1</b>	<b>Lee SCOTT</b>										
	<b>Lap</b>	<b>1</b>	<b>2</b>	<b>3</b>	<b>4</b>	<b>5</b>	<b>6</b>	<b>7</b>	<b>8</b>	<b>9</b>	<b>10</b>
	1	1:58.40	1:53.17	1:58.28	2:01.81	2:03.47	2:01.72	2:03.99	2:02.59		
<b>2</b>	<b>Matt ROZIER</b>										
	<b>Lap</b>	<b>1</b>	<b>2</b>	<b>3</b>	<b>4</b>	<b>5</b>	<b>6</b>	<b>7</b>	<b>8</b>	<b>9</b>	<b>10</b>
	1	1:58.43	1:52.79	1:58.85	2:01.93	2:03.23	2:01.89	2:02.70	2:01.96		
<b>4</b>	<b>Edward COOPER</b>										
	<b>Lap</b>	<b>1</b>	<b>2</b>	<b>3</b>	<b>4</b>	<b>5</b>	<b>6</b>	<b>7</b>	<b>8</b>	<b>9</b>	<b>10</b>
	1	1:59.91	1:51.98	1:59.67	2:04.72	2:05.82	2:04.77	2:04.98	2:03.97		
<b>6</b>	<b>Andy PHILPOTTS</b>										
	<b>Lap</b>	<b>1</b>	<b>2</b>	<b>3</b>	<b>4</b>	<b>5</b>	<b>6</b>	<b>7</b>	<b>8</b>	<b>9</b>	<b>10</b>
	1	1:58.97	1:51.99	1:59.40	2:04.41	2:06.08	2:04.75	2:04.32	2:05.88		
<b>7</b>	<b>Pete MORGAN</b>										
	<b>Lap</b>	<b>1</b>	<b>2</b>	<b>3</b>	<b>4</b>	<b>5</b>	<b>6</b>	<b>7</b>	<b>8</b>	<b>9</b>	<b>10</b>
	1	1:57.89	1:51.54	1:54.53	1:58.86	2:01.69	2:01.05	2:00.56	2:03.89		
<b>9</b>	<b>Andrew THORPE</b>										
	<b>Lap</b>	<b>1</b>	<b>2</b>	<b>3</b>	<b>4</b>	<b>5</b>	<b>6</b>	<b>7</b>	<b>8</b>	<b>9</b>	<b>10</b>
	1	1:57.90	1:51.38	2:00.57							
<b>10</b>	<b>Imran KHAN</b>										
	<b>Lap</b>	<b>1</b>	<b>2</b>	<b>3</b>	<b>4</b>	<b>5</b>	<b>6</b>	<b>7</b>	<b>8</b>	<b>9</b>	<b>10</b>
	1	2:00.26	1:52.54	2:00.77	2:03.73	2:04.87	2:04.32	2:03.76	2:04.82		
<b>12</b>	<b>James HASLEHURST</b>										
	<b>Lap</b>	<b>1</b>	<b>2</b>	<b>3</b>	<b>4</b>	<b>5</b>	<b>6</b>	<b>7</b>	<b>8</b>	<b>9</b>	<b>10</b>
	1	2:07.53	1:57.32	2:01.17	2:08.16	2:07.37	2:06.48	2:07.12	2:06.38		
<b>18</b>	<b>Darren BASSINGTHWAIGHTE</b>										
	<b>Lap</b>	<b>1</b>	<b>2</b>	<b>3</b>	<b>4</b>	<b>5</b>	<b>6</b>	<b>7</b>	<b>8</b>	<b>9</b>	<b>10</b>
	1	2:09.54	2:02.59	2:06.40	2:15.80	2:12.89	2:10.75	2:11.55	2:10.15		
<b>26</b>	<b>Paul BROCK</b>										
	<b>Lap</b>	<b>1</b>	<b>2</b>	<b>3</b>	<b>4</b>	<b>5</b>	<b>6</b>	<b>7</b>	<b>8</b>	<b>9</b>	<b>10</b>
	1	2:01.23	1:54.48	2:00.98	2:07.09	2:09.24	2:08.75	2:09.15	2:10.65		
<b>27</b>	<b>Sam HUTCHINSON</b>										
	<b>Lap</b>	<b>1</b>	<b>2</b>	<b>3</b>	<b>4</b>	<b>5</b>	<b>6</b>	<b>7</b>	<b>8</b>	<b>9</b>	<b>10</b>
	1	2:13.32	2:03.88	2:03.39	2:13.37	2:12.50	2:10.79	2:10.03	2:10.53		
<b>39</b>	<b>Martin RODGERS</b>										
	<b>Lap</b>	<b>1</b>	<b>2</b>	<b>3</b>	<b>4</b>	<b>5</b>	<b>6</b>	<b>7</b>	<b>8</b>	<b>9</b>	<b>10</b>
	1	2:00.10	1:51.86	1:59.27	2:04.38	2:06.32	2:02.69	2:04.09	2:06.77		
<b>41</b>	<b>Jason WOOD</b>										
	<b>Lap</b>	<b>1</b>	<b>2</b>	<b>3</b>	<b>4</b>	<b>5</b>	<b>6</b>	<b>7</b>	<b>8</b>	<b>9</b>	<b>10</b>
	1	1:59.44	1:52.05	1:59.27	2:04.61	2:06.55	2:04.65	2:05.97	2:04.64		

<b>58</b>	<b>Peter OSGERBY</b>										
	<b>Lap</b>	<b>1</b>	<b>2</b>	<b>3</b>	<b>4</b>	<b>5</b>	<b>6</b>	<b>7</b>	<b>8</b>	<b>9</b>	<b>10</b>
	1	2:08.03	2:03.41	2:08.65	2:18.05	2:14.26	2:13.52	2:13.86	2:14.74		
<b>62</b>	<b>Alan DULY</b>										
	<b>Lap</b>	<b>1</b>	<b>2</b>	<b>3</b>	<b>4</b>	<b>5</b>	<b>6</b>	<b>7</b>	<b>8</b>	<b>9</b>	<b>10</b>
	1	2:12.61	2:04.15	2:09.66	2:16.63	2:17.41	2:29.07	2:22.99			
<b>67</b>	<b>Matthew STUBINGTON</b>										
	<b>Lap</b>	<b>1</b>	<b>2</b>	<b>3</b>	<b>4</b>	<b>5</b>	<b>6</b>	<b>7</b>	<b>8</b>	<b>9</b>	<b>10</b>
	1	2:00.15	1:52.38	1:59.35	2:04.51	2:05.38	2:04.59	2:04.46	2:05.21		
<b>71</b>	<b>Pip HAMMOND</b>										
	<b>Lap</b>	<b>1</b>	<b>2</b>	<b>3</b>	<b>4</b>	<b>5</b>	<b>6</b>	<b>7</b>	<b>8</b>	<b>9</b>	<b>10</b>
	1	1:57.12	1:51.72	1:57.37	1:58.53	2:01.18	2:04.46	2:02.29	2:02.62		
<b>73</b>	<b>Jason WATKINSON</b>										
	<b>Lap</b>	<b>1</b>	<b>2</b>	<b>3</b>	<b>4</b>	<b>5</b>	<b>6</b>	<b>7</b>	<b>8</b>	<b>9</b>	<b>10</b>
	1	2:11.60	1:57.68	2:03.66	2:07.18	2:11.94	2:10.01	2:08.88	2:25.09		
<b>77</b>	<b>Derek ROZIER</b>										
	<b>Lap</b>	<b>1</b>	<b>2</b>	<b>3</b>	<b>4</b>	<b>5</b>	<b>6</b>	<b>7</b>	<b>8</b>	<b>9</b>	<b>10</b>
	1	2:01.67	1:54.48	2:00.64	2:12.13	2:06.14	2:06.68	2:09.24	2:10.61		
<b>87</b>	<b>Stewart PLACE</b>										
	<b>Lap</b>	<b>1</b>	<b>2</b>	<b>3</b>	<b>4</b>	<b>5</b>	<b>6</b>	<b>7</b>	<b>8</b>	<b>9</b>	<b>10</b>
	1	2:01.66	1:52.14	1:59.86	2:05.57	2:04.23	2:04.00	2:25.49	2:09.50		
<b>89</b>	<b>Richard KELSALL</b>										
	<b>Lap</b>	<b>1</b>	<b>2</b>	<b>3</b>	<b>4</b>	<b>5</b>	<b>6</b>	<b>7</b>	<b>8</b>	<b>9</b>	<b>10</b>
	1	2:02.76	1:54.05	2:00.82	2:06.38	2:09.15	2:06.39	2:19.33	2:06.19		
<b>92</b>	<b>Rick GROOM</b>										
	<b>Lap</b>	<b>1</b>	<b>2</b>	<b>3</b>	<b>4</b>	<b>5</b>	<b>6</b>	<b>7</b>	<b>8</b>	<b>9</b>	<b>10</b>
	1	2:08.49	2:01.57	2:03.34	2:11.22	2:10.32	2:09.31	2:08.76	2:13.16		
<b>99</b>	<b>Scott WARD</b>										
	<b>Lap</b>	<b>1</b>	<b>2</b>	<b>3</b>	<b>4</b>	<b>5</b>	<b>6</b>	<b>7</b>	<b>8</b>	<b>9</b>	<b>10</b>
	1	2:07.08	1:59.59	2:06.75	2:14.34	2:16.25	2:12.14	2:11.59	2:08.99		



## Classic Stock Hatch Championship

### Qualifying 3

#### 2nd Best Times

Pl	No	Cl	Name	Car	Laps	2nd Best on Lap
1	71		Pip HAMMOND	Vauxhall Nova GTE	8	1:47.46 8
2	9		Andrew THORPE	Citroen AX GTi	8	1:48.43 4
3	7		Pete MORGAN	Ford Fiesta XR2	8	1:48.49 7
4	39		Martin RODGERS	Peugeot 205 GTi	8	1:48.89 6
5	1		Lee SCOTT	Ford Fiesta XR2i	8	1:48.91 7
6	2		Matt ROZIER	Peugeot 205 GTi	8	1:49.19 8
7	41		Jason WOOD	Vauxhall Nova GTE	8	1:49.42 3
8	67		Matthew STUBINGTON	Peugeot 205 GTi	8	1:49.48 5
9	6		Andy PHILPOTTS	Ford Fiesta XR2i	8	1:49.58 8
10	87		Stewart PLACE	Peugeot 205 GTi	8	1:50.16 6
11	10		Imran KHAN	Vauxhall Nova	8	1:50.18 6
12	4		Edward COOPER	Vauxhall Nova GSi	5	1:50.91 3
13	73		Jason WATKINSON	Ford Fiesta XR2i	8	1:51.30 7
14	26		Paul BROCK	Ford Fiesta XR2i	8	1:51.59 7
15	89		Richard KELSALL	Ford Fiesta XR2i	8	1:51.78 5
16	99		Scott WARD	Ford Fiesta XR2i	8	1:52.24 5
17	77		Derek ROZIER	Ford Fiesta XR2i	8	1:53.46 6
18	18		Darren BASSINGTHWAIGHTE	Peugeot 205 GTi	8	1:55.25 4
19	92		Rick GROOM	Ford Fiesta XR2	8	1:55.29 7
20	58		Peter OSGERBY	Vauxhall Nova GTE	8	1:56.00 5
21	27		Sam HUTCHINSON	Ford Fiesta XR2i	7	1:57.08 6
22	62		Alan DULY	Ford Fiesta XR2i	7	1:58.63 6
23	12		James HASLEHURST	Peugeot 205 GTi	7	1:59.61 5

Weather / Track:

Start Time : 09:43


Cadwell Park Full

20 Jul 19 10:04


Clerk of Course :	Time Issued :	Chief Timekeeper : Terry Stevens
-------------------	---------------	----------------------------------

THESE RESULTS REMAIN PROVISIONAL FOR A MINIMUM OF 30 MINUTES FROM THE TIME OF ISSUE AND UNTIL ALL JUDICIAL AND TECHNICAL MATTERS HAVE BEEN SETTLED.

Results produced on HS Sports Timing and Results Systems. Results online at [www.750MC.co.uk](http://www.750MC.co.uk)



# RACE GRID



## Demon Tweeks / Yokohama Classic Stock Hatch Championship

### Race 16

ROW 12		<b>12</b> 01:59.610 James HASLEHURST	
ROW 11	<b>62</b> 01:58.630 Alan DULY		<b>27</b> 01:57.080 Sam HUTCHINSON
ROW 10	<b>58</b> 01:56.000 Peter OSGERBY	<b>92</b> 01:55.290 Rick GROOM	
ROW 9		<b>18</b> 01:55.250 Darren BASSINGTHWAIG	<b>77</b> 01:53.460 Derek ROZIER
ROW 8	<b>99</b> 01:52.240 Scott WARD	<b>89</b> 01:51.780 Richard KELSALL	
ROW 7		<b>26</b> 01:51.590 Paul BROCK	<b>73</b> 01:51.300 Jason WATKINSON
ROW 6	<b>4</b> 01:50.910 Edward COOPER	<b>10</b> 01:50.180 Imran KHAN	
ROW 5		<b>87</b> 01:50.160 Stewart PLACE	<b>6</b> 01:49.580 Andy PHILPOTTS
ROW 4	<b>67</b> 01:49.480 Matthew STUBINGTON	<b>41</b> 01:49.420 Jason WOOD	
ROW 3		<b>2</b> 01:49.190 Matt ROZIER	<b>1</b> 01:48.910 Lee SCOTT
ROW 2	<b>39</b> 01:48.890 Martin RODGERS	<b>7</b> 01:48.490 Pete MORGAN	
ROW 1		<b>9</b> 01:48.430 Andrew THORPE	<b>71</b> 01:47.460 Pip HAMMOND

**POLE**



# Classic Stock Hatch Championship

## Provisional Results - Race 16

Pl	No	Cl	Name	Car	Laps	Time	Behind	MPH	Best Lap on	MPH
1	71		Pip HAMMOND	Vauxhall Nova GTE	8	14:41.07		71.49	1:47.87	4 72.99
2	9		Andrew THORPE	Citroen AX GTi	8	14:43.09	2.02	71.32	1:48.29	3 72.70
3	1		Lee SCOTT	Ford Fiesta XR2i	8	14:44.06	2.99	71.25	1:48.53	5 72.54
4	2		Matt ROZIER	Peugeot 205 GTi	8	14:44.46	3.39	71.21	1:48.15	8 72.80
5	6		Andy PHILPOTTS	Ford Fiesta XR2i	8	14:58.76	17.69	70.08	1:49.82	4 71.69
6	41		Jason WOOD	Vauxhall Nova GTE	8	14:59.41	18.34	70.03	1:49.45	4 71.93
7	67		Matthew STUBINGTON	Peugeot 205 GTi	8	14:59.85	18.78	70.00	1:49.64	4 71.81
8	4		Edward COOPER	Vauxhall Nova GSi	8	15:00.02	18.95	69.98	1:49.51	4 71.89
9	10		Imran KHAN	Vauxhall Nova	8	15:00.79	19.72	69.92	1:49.29	4 72.04
10	87		Stewart PLACE	Peugeot 205 GTi	8	15:00.80	19.73	69.92	1:49.48	4 71.91
11	26		Paul BROCK	Ford Fiesta XR2i	8	15:15.23	34.16	68.82	1:50.60	2 71.19
12	12		James HASLEHURST	Peugeot 205 GTi	8	15:15.88	34.81	68.77	1:50.38	4 71.33
13	73		Jason WATKINSON	Ford Fiesta XR2i	8	15:16.50	35.43	68.72	1:51.51	4 70.61
14	99		Scott WARD	Ford Fiesta XR2i	8	15:28.88	47.81	67.81	1:51.92	5 70.35
15	39		Martin RODGERS	Peugeot 205 GTi	8	15:43.51	1:02.44	66.76	1:50.81	4 71.05
16	58		Peter OSGERBY	Vauxhall Nova GTE	8	16:00.24	1:19.17	65.59	1:55.36	3 68.25
17	62		Alan DULY	Ford Fiesta XR2i	8	16:27.08	1:46.01	63.81	1:59.15	4 66.08

### Not-Classified

7	Pete MORGAN	Ford Fiesta XR2	7	13:02.17	DNF	70.46	1:47.94	5 72.94
27	Sam HUTCHINSON	Ford Fiesta XR2i	6	12:02.60	DNF	65.37	1:55.10	2 68.40
18	Darren BASSINGTHWAIGHTE	Peugeot 205 GTi	4	7:49.44	DNF	67.09	1:53.34	3 69.47
89	Richard KELSALL	Ford Fiesta XR2i	3	6:01.36	DNF	65.36	1:54.82	2 68.57
77	Derek ROZIER	Ford Fiesta XR2i	0		Starter			
92	Rick GROOM	Ford Fiesta XR2	0		Starter			

### Fastest Lap

71	Pip HAMMOND	Vauxhall Nova GTE					1:47.87	4 72.99
----	-------------	-------------------	--	--	--	--	---------	---------

Weather / Track:

Start Time : 12:46

Cadwell Park Full

21 Jul 19 13:04

Clerk of Course :	Time Issued :	Chief Timekeeper : Terry Stevens
-------------------	---------------	----------------------------------

THESE RESULTS REMAIN PROVISIONAL FOR A MINIMUM OF 30 MINUTES FROM THE TIME OF ISSUE AND UNTIL ALL JUDICIAL AND TECHNICAL MATTERS HAVE BEEN SETTLED.

# Lap Chart

## Demon Tweeks / Yokohama Classic Stock Hatch Championship - Race 16

Lap 1		Lap 2		Lap 3		Lap 4		Lap 5		Lap 6		Lap 7		Lap 8		Lap 9		Lap 10	
No	Time	No	Time	No	Time	No	Time	No	Time	No	Time	No	Time	No	Time	No	Time	No	Time
71	1:57.99	71	3:46.37	71	5:34.51	71	7:22.38	71	9:10.88	71	11:00.70	71	12:50.28	71	14:41.07				
9	1:58.85	9	3:47.67	9	5:35.96	9	7:24.37	9	9:13.72	9	11:04.63	9	12:53.67	9	14:43.09				
39	1:59.68	39	3:50.73	1	5:39.37	1	7:28.06	1	9:16.59	1	11:06.19	1	12:54.85	1	14:44.06				
1	2:00.01	1	3:50.83	2	5:40.45	2	7:28.87	2	9:17.10	2	11:06.97	2	12:56.31	2	14:44.46				
2	2:00.81	2	3:51.57	39	5:41.61	7	7:30.13	7	9:18.07	7	11:07.39	7	13:02.17	6	14:58.76				
7	2:01.27	41	3:52.18	7	5:41.85	39	7:32.42	41	9:22.93	6	11:15.62	6	13:07.09	41	14:59.41				
41	2:02.04	7	3:52.23	41	5:43.58	41	7:33.03	39	9:23.37	41	11:15.91	41	13:08.14	67	14:59.85				
67	2:03.12	67	3:53.27	67	5:43.91	67	7:33.55	67	9:23.75	67	11:16.40	67	13:08.75	4	15:00.02				
6	2:03.30	6	3:53.76	6	5:44.21	6	7:34.03	6	9:24.01	4	11:16.69	4	13:08.95	10	15:00.79				
87	2:04.03	4	3:54.60	4	5:44.91	4	7:34.42	4	9:24.59	87	11:17.36	10	13:09.48	87	15:00.80				
4	2:04.49	87	3:54.88	87	5:45.67	87	7:35.15	87	9:25.22	10	11:17.79	87	13:10.08	26	15:15.23				
10	2:04.98	10	3:55.30	10	5:46.13	10	7:35.42	10	9:25.76	26	11:24.74	26	13:19.79	12	15:15.88				
26	2:05.66	26	3:56.26	26	5:47.67	26	7:38.38	26	9:30.12	12	11:27.99	12	13:20.39	73	15:16.50				
99	2:06.11	73	3:59.58	73	5:51.34	73	7:42.85	73	9:34.64	73	11:29.26	73	13:22.69	99	15:28.88				
73	2:06.63	99	4:00.71	12	5:54.41	12	7:44.79	12	9:35.22	99	11:37.15	99	13:32.63	39	15:43.51				
18	2:07.61	18	4:01.68	99	5:55.00	99	7:48.63	99	9:40.55	39	11:44.98	39	13:42.56	58	16:00.24				
89	2:08.01	12	4:02.05	18	5:55.02	18	7:49.44	58	10:01.33	58	12:01.57	58	13:58.68	62	16:27.08				
12	2:08.75	89	4:02.83	89	6:01.36	58	8:00.34	27	10:06.58	27	12:02.60	62	14:23.60						
58	2:13.00	58	4:09.13	58	6:04.49	27	8:00.80	62	10:18.52	62	12:21.35								
27	2:14.55	27	4:09.65	27	6:05.21	62	8:15.07												
62	2:16.64	62	4:16.45	62	6:15.92														

# Demon Tweeks / Yokohama Classic Stock Hatch Championship

## LAP TIMES - Race 16

<b>1</b>	<b>Lee SCOTT</b>										
	<b>Lap</b>	<b>1</b>	<b>2</b>	<b>3</b>	<b>4</b>	<b>5</b>	<b>6</b>	<b>7</b>	<b>8</b>	<b>9</b>	<b>10</b>
	1	1:56.32	1:50.82	1:48.54	1:48.69	1:48.53	1:49.60	1:48.66	1:49.21		
<b>2</b>	<b>Matt ROZIER</b>										
	<b>Lap</b>	<b>1</b>	<b>2</b>	<b>3</b>	<b>4</b>	<b>5</b>	<b>6</b>	<b>7</b>	<b>8</b>	<b>9</b>	<b>10</b>
	1	1:57.13	1:50.76	1:48.88	1:48.42	1:48.23	1:49.87	1:49.34	1:48.15		
<b>4</b>	<b>Edward COOPER</b>										
	<b>Lap</b>	<b>1</b>	<b>2</b>	<b>3</b>	<b>4</b>	<b>5</b>	<b>6</b>	<b>7</b>	<b>8</b>	<b>9</b>	<b>10</b>
	1	1:58.99	1:50.11	1:50.31	1:49.51	1:50.17	1:52.10	1:52.26	1:51.07		
<b>6</b>	<b>Andy PHILPOTTS</b>										
	<b>Lap</b>	<b>1</b>	<b>2</b>	<b>3</b>	<b>4</b>	<b>5</b>	<b>6</b>	<b>7</b>	<b>8</b>	<b>9</b>	<b>10</b>
	1	1:58.57	1:50.46	1:50.45	1:49.82	1:49.98	1:51.61	1:51.47	1:51.67		
<b>7</b>	<b>Pete MORGAN</b>										
	<b>Lap</b>	<b>1</b>	<b>2</b>	<b>3</b>	<b>4</b>	<b>5</b>	<b>6</b>	<b>7</b>	<b>8</b>	<b>9</b>	<b>10</b>
	1	1:58.10	1:50.96	1:49.62	1:48.28	1:47.94	1:49.32	1:54.78			
<b>9</b>	<b>Andrew THORPE</b>										
	<b>Lap</b>	<b>1</b>	<b>2</b>	<b>3</b>	<b>4</b>	<b>5</b>	<b>6</b>	<b>7</b>	<b>8</b>	<b>9</b>	<b>10</b>
	1	1:56.26	1:48.82	1:48.29	1:48.41	1:49.35	1:50.91	1:49.04	1:49.42		
<b>10</b>	<b>Imran KHAN</b>										
	<b>Lap</b>	<b>1</b>	<b>2</b>	<b>3</b>	<b>4</b>	<b>5</b>	<b>6</b>	<b>7</b>	<b>8</b>	<b>9</b>	<b>10</b>
	1	1:59.70	1:50.32	1:50.83	1:49.29	1:50.34	1:52.03	1:51.69	1:51.31		
<b>12</b>	<b>James HASLEHURST</b>										
	<b>Lap</b>	<b>1</b>	<b>2</b>	<b>3</b>	<b>4</b>	<b>5</b>	<b>6</b>	<b>7</b>	<b>8</b>	<b>9</b>	<b>10</b>
	1	1:58.99	1:53.30	1:52.36	1:50.38	1:50.43	1:52.77	1:52.40	1:55.49		
<b>18</b>	<b>Darren BASSINGTHWAIGHTE</b>										
	<b>Lap</b>	<b>1</b>	<b>2</b>	<b>3</b>	<b>4</b>	<b>5</b>	<b>6</b>	<b>7</b>	<b>8</b>	<b>9</b>	<b>10</b>
	1	2:00.34	1:54.07	1:53.34	1:54.42						
<b>26</b>	<b>Paul BROCK</b>										
	<b>Lap</b>	<b>1</b>	<b>2</b>	<b>3</b>	<b>4</b>	<b>5</b>	<b>6</b>	<b>7</b>	<b>8</b>	<b>9</b>	<b>10</b>
	1	1:59.79	1:50.60	1:51.41	1:50.71	1:51.74	1:54.62	1:55.05	1:55.44		
<b>27</b>	<b>Sam HUTCHINSON</b>										
	<b>Lap</b>	<b>1</b>	<b>2</b>	<b>3</b>	<b>4</b>	<b>5</b>	<b>6</b>	<b>7</b>	<b>8</b>	<b>9</b>	<b>10</b>
	1	2:02.21	1:55.10	1:55.56	1:55.59	2:05.78	1:56.02				
<b>39</b>	<b>Martin RODGERS</b>										
	<b>Lap</b>	<b>1</b>	<b>2</b>	<b>3</b>	<b>4</b>	<b>5</b>	<b>6</b>	<b>7</b>	<b>8</b>	<b>9</b>	<b>10</b>
	1	1:56.59	1:51.05	1:50.88	1:50.81	1:50.95	2:21.61	1:57.58	2:00.95		
<b>41</b>	<b>Jason WOOD</b>										
	<b>Lap</b>	<b>1</b>	<b>2</b>	<b>3</b>	<b>4</b>	<b>5</b>	<b>6</b>	<b>7</b>	<b>8</b>	<b>9</b>	<b>10</b>
	1	1:57.75	1:50.14	1:51.40	1:49.45	1:49.90	1:52.98	1:52.23	1:51.27		

<b>58</b>	<b>Peter OSGERBY</b>									
<b>Lap</b>	<b>1</b>	<b>2</b>	<b>3</b>	<b>4</b>	<b>5</b>	<b>6</b>	<b>7</b>	<b>8</b>	<b>9</b>	<b>10</b>
1	2:04.62	1:56.13	1:55.36	1:55.85	2:00.99	2:00.24	1:57.11	2:01.56		
<b>62</b>	<b>Alan DULY</b>									
<b>Lap</b>	<b>1</b>	<b>2</b>	<b>3</b>	<b>4</b>	<b>5</b>	<b>6</b>	<b>7</b>	<b>8</b>	<b>9</b>	<b>10</b>
1	2:07.51	1:59.81	1:59.47	1:59.15	2:03.45	2:02.83	2:02.25	2:03.48		
<b>67</b>	<b>Matthew STUBINGTON</b>									
<b>Lap</b>	<b>1</b>	<b>2</b>	<b>3</b>	<b>4</b>	<b>5</b>	<b>6</b>	<b>7</b>	<b>8</b>	<b>9</b>	<b>10</b>
1	1:58.69	1:50.15	1:50.64	1:49.64	1:50.20	1:52.65	1:52.35	1:51.10		
<b>71</b>	<b>Pip HAMMOND</b>									
<b>Lap</b>	<b>1</b>	<b>2</b>	<b>3</b>	<b>4</b>	<b>5</b>	<b>6</b>	<b>7</b>	<b>8</b>	<b>9</b>	<b>10</b>
1	1:55.43	1:48.38	1:48.14	1:47.87	1:48.50	1:49.82	1:49.58	1:50.79		
<b>73</b>	<b>Jason WATKINSON</b>									
<b>Lap</b>	<b>1</b>	<b>2</b>	<b>3</b>	<b>4</b>	<b>5</b>	<b>6</b>	<b>7</b>	<b>8</b>	<b>9</b>	<b>10</b>
1	1:59.13	1:52.95	1:51.76	1:51.51	1:51.79	1:54.62	1:53.43	1:53.81		
<b>87</b>	<b>Stewart PLACE</b>									
<b>Lap</b>	<b>1</b>	<b>2</b>	<b>3</b>	<b>4</b>	<b>5</b>	<b>6</b>	<b>7</b>	<b>8</b>	<b>9</b>	<b>10</b>
1	1:59.19	1:50.85	1:50.79	1:49.48	1:50.07	1:52.14	1:52.72	1:50.72		
<b>89</b>	<b>Richard KELSALL</b>									
<b>Lap</b>	<b>1</b>	<b>2</b>	<b>3</b>	<b>4</b>	<b>5</b>	<b>6</b>	<b>7</b>	<b>8</b>	<b>9</b>	<b>10</b>
1	2:00.13	1:54.82	1:58.53							
<b>99</b>	<b>Scott WARD</b>									
<b>Lap</b>	<b>1</b>	<b>2</b>	<b>3</b>	<b>4</b>	<b>5</b>	<b>6</b>	<b>7</b>	<b>8</b>	<b>9</b>	<b>10</b>
1	1:59.99	1:54.60	1:54.29	1:53.63	1:51.92	1:56.60	1:55.48	1:56.25		