

Stock Hatch and Classic Stock Hatch Championships

Qualifying 3

Pl	No	Cl	Name	Car	Laps	Time on Lap	Behind	MPH
1	54	H	Tom BELL	Ford Fiesta ST	5	1:18.42	4	84.93
2	22	H	Alistair CAMP	Ford Fiesta ST	7	1:19.46	6	83.82
3	5		Paul JARVIS	Citroen Saxo VTR	8	1:22.91	7	80.33
4	28		Shayne DEEGAN	Citroen Saxo VTR	8	1:23.08	7	80.16
5	34		Scott SHARP	Citroen Saxo VTR	8	1:23.29	6	79.96
6	48		Lee DEEGAN	Citroen Saxo VTR	8	1:23.54	5	79.72
7	8		Steven POWLESLAND	Citroen Saxo VTR	8	1:24.30	6	79.00
8	83		James HAYDEN	Citroen Saxo VTR	8	1:24.43	6	78.88
9	36		Ryan POLLEY	Citroen Saxo VTR	8	1:24.82	6	78.52
10	55		Marcus WARD	Ford Fiesta XR2i	8	1:25.00	7	78.35
11	67		Matthew STUBINGTON	Peugeot 205GTi	8	1:25.14	6	78.22
12	70		William HUNT	Citroen Saxo VTR	8	1:25.18	6	78.19
13	21		Paul NEWTON	Citroen Saxo VTR	8	1:25.21	6	78.16
14	1		Lee SCOTT	Ford Fiesta XR2i	8	1:25.37	8	78.01
15	23		Jon HOBBS	Peugeot 106 Rallye	8	1:25.41	5	77.98
16	6		Andrew THORPE	Citroen AX GTi	7	1:25.44	7	77.95
17	99		Craig ROBERTSON	Citroen Saxo VTR	8	1:25.57	2	77.83
18	79		Martin WILSON	Citroen Saxo VTR	8	1:25.66	7	77.75
19	4		Gordon MACMILLAN	Peugeot 205 GTi	8	1:25.76	3	77.66
20	95		Edward COOPER	Vauxhall Nova GSi	8	1:25.89	6	77.54
21	74		Gary BAYTON	Citroen Saxo VTR	8	1:25.91	7	77.52
22	3		Matt ROZIER	Peugeot 205 GTi	7	1:25.93	5	77.50
23	32		Mervyn BECKETT	Vauxhall Nova GTE	8	1:26.03	6	77.41
24	50		Philip LAW	Peugeot 106 Rallye	8	1:26.08	7	77.37
25	17		Stewart PLACE	Peugeot 205 GTi	5	1:26.15	4	77.31
26	44		Andrew FELLOWS	Ford Fiesta XR2	7	1:26.62	5	76.89
27	40		Paul THORPE	Ford Fiesta XR2	8	1:27.22	5	76.36
28	35		Mark WEBSTER	Ford Fiesta XR2i	8	1:27.33	6	76.26
29	91		Steve GROOM	Ford Fiesta XR2	8	1:27.38	5	76.22
30	15	H	David ALLEN	Ford Fiesta ST	8	1:27.81	7	75.85
31	13		Michael WILLIAMSON	Ford Fiesta XR2	7	1:27.91	5	75.76
32	7		Derek ROZIER	Peugeot 205GTi	7	1:28.16	5	75.54
33	99		Gavin JOHNSON	Peugeot 205 GTi	7	1:28.21	5	75.50
34	34		Ben WARD	Ford Fiesta XR2	7	1:29.06	3	74.78
35	80		Christopher MARTIN	Ford Fiesta XR2i	4	1:29.35	2	74.54
36	88		Michael BARRETT	Citroen Saxo VTR	7	1:29.72	6	74.23
37	25		Geoff BLUFF	Peugeot 205 GTi	7	1:29.76	5	74.20
38	81		Ryan CLARKE	Peugeot 205GTi	6	1:30.29	6	73.76
39	52		Hannah NEWTON	Ford Fiesta XR2	7	1:30.40	6	73.67
40	38		Ian EMERY	Ford Fiesta XR2	7	1:33.52	6	71.21
41	66		Simon HEWITT	Citroen 106XSi	6	1:36.76	5	68.83

No 48 & 83 - fastest lap disallowed for ETL

Weather / Track: Bright / Dry

Start Time : 09:46

Silverstone International

22 Aug 15 10:22

Clerk of Course :	Time Issued :	Chief Timekeeper : Terry Stevens
-------------------	---------------	----------------------------------

THESE RESULTS REMAIN PROVISIONAL FOR A MINIMUM OF 30 MINUTES FROM THE TIME OF ISSUE AND UNTIL ALL JUDICIAL AND TECHNICAL MATTERS HAVE BEEN SETTLED.


Demon Tweeks / Yokohama Stock Hatch & Classic Stock Hatch

LAP TIMES - Qualifying 3


1	Lee SCOTT										
	Lap	1	2	3	4	5	6	7	8	9	10
	1	1:27.11	1:25.70	1:26.13	1:26.55	1:26.76	1:26.47	1:26.02	1:25.37		
3	Matt ROZIER										
	Lap	1	2	3	4	5	6	7	8	9	10
	1	1:30.05	1:31.46	2:03.26	1:28.53	1:25.93	1:42.57	1:26.78			
4	Gordon MACMILLAN										
	Lap	1	2	3	4	5	6	7	8	9	10
	1	1:29.88	1:25.89	1:25.76	1:26.10	1:26.56	1:25.85	1:25.96	1:26.42		
5	Paul JARVIS										
	Lap	1	2	3	4	5	6	7	8	9	10
	1	1:23.59	1:24.27	1:23.18	1:23.39	1:24.44	1:23.06	1:22.91	1:24.89		
6	Andrew THORPE										
	Lap	1	2	3	4	5	6	7	8	9	10
	1	1:28.69	1:27.70	1:26.12	1:25.68	1:26.69	1:25.62	1:25.44			
7	Derek ROZIER										
	Lap	1	2	3	4	5	6	7	8	9	10
	1	1:35.04	1:31.30	1:28.64	1:29.41	1:28.16	1:28.53	1:29.07			
8	Steven POWLESLAND										
	Lap	1	2	3	4	5	6	7	8	9	10
	1	1:28.95	1:25.05	1:26.11	1:24.53	1:24.43	1:24.30	1:24.99	1:26.13		
13	Michael WILLIAMSON										
	Lap	1	2	3	4	5	6	7	8	9	10
	1	1:36.66	1:31.11	1:28.95	1:28.24	1:27.91	1:28.90	1:28.14			
15	David ALLEN										
	Lap	1	2	3	4	5	6	7	8	9	10
	1	1:34.19	1:32.87	1:30.82	1:29.11	1:29.05	1:28.01	1:27.81	1:27.81		
17	Stewart PLACE										
	Lap	1	2	3	4	5	6	7	8	9	10
	1	1:28.04	1:27.60	1:27.92	1:26.15	1:34.94					
21	Paul NEWTON										
	Lap	1	2	3	4	5	6	7	8	9	10
	1	1:34.18	1:40.12	1:28.23	1:27.36	1:26.30	1:25.21	1:26.11	1:25.55		
22	Alistair CAMP										
	Lap	1	2	3	4	5	6	7	8	9	10
	1	1:24.78	1:23.70	1:21.81	1:21.97	1:21.12	1:19.46	1:27.25			
23	Jon HOBBS										
	Lap	1	2	3	4	5	6	7	8	9	10
	1	1:28.31	1:26.70	1:26.97	1:25.92	1:25.41	1:28.09	1:28.05	1:27.84		

25	Geoff BLUFF									
Lap	1	2	3	4	5	6	7	8	9	10
1	1:33.83	1:33.68	1:31.27	1:30.58	1:29.76	1:31.17	1:29.91			
28	Shayne DEEGAN									
Lap	1	2	3	4	5	6	7	8	9	10
1	1:25.75	1:25.34	1:23.82	1:24.75	1:23.12	1:23.57	1:23.08	1:23.22		
32	Mervyn BECKETT									
Lap	1	2	3	4	5	6	7	8	9	10
1	1:26.44	1:27.20	1:27.61	1:27.49	1:26.33	1:26.03	1:26.52	1:26.28		
34	Ben WARD									
Lap	1	2	3	4	5	6	7	8	9	10
1	1:37.38	1:30.35	1:29.06	1:30.01	1:29.36	1:31.27	1:29.96			
34	Scott SHARP									
Lap	1	2	3	4	5	6	7	8	9	10
1	1:25.94	1:24.34	1:23.98	1:23.32	1:23.48	1:23.29	1:23.43	1:23.52		
35	Mark WEBSTER									
Lap	1	2	3	4	5	6	7	8	9	10
1	1:30.71	1:30.36	1:30.88	1:28.49	1:28.58	1:27.33	1:29.17	1:28.12		
36	Ryan POLLEY									
Lap	1	2	3	4	5	6	7	8	9	10
1	1:29.88	1:25.37	1:27.36	1:24.97	1:25.25	1:24.82	1:26.63	1:25.16		
38	Ian EMERY									
Lap	1	2	3	4	5	6	7	8	9	10
1	1:43.89	1:39.45	1:35.39	1:33.92	1:36.48	1:33.52	1:34.98			
40	Paul THORPE									
Lap	1	2	3	4	5	6	7	8	9	10
1	1:32.63	1:29.34	1:28.65	1:27.61	1:27.22	1:28.00	1:27.32	1:28.46		
44	Andrew FELLOWS									
Lap	1	2	3	4	5	6	7	8	9	10
1	2:24.88	1:29.92	1:28.42	1:30.90	1:26.62	1:28.04	1:27.78			
48	Lee DEEGAN									
Lap	1	2	3	4	5	6	7	8	9	10
1	1:23.68	1:24.07	1:24.16	1:23.75	1:23.54	1:24.15	1:23.08	1:23.61		
50	Philip LAW									
Lap	1	2	3	4	5	6	7	8	9	10
1	1:32.06	1:27.80	1:26.61	1:27.86	1:27.38	1:27.54	1:26.08	1:26.40		
52	Hannah NEWTON									
Lap	1	2	3	4	5	6	7	8	9	10
1	1:43.79	1:36.37	1:32.79	1:31.31	1:31.74	1:30.40	1:30.86			
54	Tom BELL									
Lap	1	2	3	4	5	6	7	8	9	10
1	1:19.50	1:22.53	1:18.66	1:18.42	1:25.22					

55	Marcus WARD										
	Lap	1	2	3	4	5	6	7	8	9	10
	1	1:27.74	1:27.05	1:29.04	1:26.10	1:26.44	1:25.27	1:25.00	1:26.06		
66	Simon HEWITT										
	Lap	1	2	3	4	5	6	7	8	9	10
	1	1:47.19	2:01.12	1:37.88	1:38.10	1:36.76	1:36.79				
67	Matthew STUBINGTON										
	Lap	1	2	3	4	5	6	7	8	9	10
	1	1:27.04	1:26.43	1:26.86	1:25.53	1:25.87	1:25.14	1:26.72	1:26.45		
70	William HUNT										
	Lap	1	2	3	4	5	6	7	8	9	10
	1	1:30.63	1:27.07	1:25.97	1:25.86	1:25.46	1:25.18	1:26.02	1:26.71		
74	Gary BAYTON										
	Lap	1	2	3	4	5	6	7	8	9	10
	1	1:31.87	1:29.82	1:28.14	1:28.01	1:27.04	1:27.75	1:25.91	1:26.70		
79	Martin WILSON										
	Lap	1	2	3	4	5	6	7	8	9	10
	1	1:29.52	1:27.61	1:27.51	1:26.92	1:25.86	1:25.92	1:25.66	1:26.09		
80	Christopher MARTIN										
	Lap	1	2	3	4	5	6	7	8	9	10
	1	1:36.51	1:29.35	1:30.26	4:37.21						
81	Ryan CLARKE										
	Lap	1	2	3	4	5	6	7	8	9	10
	1	1:36.09	1:31.00	1:32.20	1:32.12	1:32.89	1:30.29				
83	James HAYDEN										
	Lap	1	2	3	4	5	6	7	8	9	10
	1	1:26.79	1:25.57	1:25.56	1:25.00	1:25.28	1:24.43	1:24.22	1:24.47		
88	Michael BARRETT										
	Lap	1	2	3	4	5	6	7	8	9	10
	1	1:37.15	1:34.99	1:32.02	1:32.56	1:30.12	1:29.72	1:30.39			
91	Steve GROOM										
	Lap	1	2	3	4	5	6	7	8	9	10
	1	1:31.76	1:29.61	1:28.70	1:28.40	1:27.38	1:27.39	1:31.16	1:27.79		
95	Edward COOPER										
	Lap	1	2	3	4	5	6	7	8	9	10
	1	1:31.94	1:28.40	1:30.40	1:27.02	1:30.53	1:25.89	1:29.66	1:27.13		
99	Gavin JOHNSON										
	Lap	1	2	3	4	5	6	7	8	9	10
	1	1:30.80	1:30.81	1:30.23	1:28.90	1:28.21	1:28.91	1:30.84			
99	Craig ROBERTSON										
	Lap	1	2	3	4	5	6	7	8	9	10
	1	1:28.89	1:25.57	1:25.58	1:25.80	1:26.64	1:25.62	1:39.44	1:28.01		




RACE GRID



Demon Tweeks / Yokohama Classic Stock Hatch Championship

Race 6

ROW 12	24		23	66	01:36.760 Simon HEWITT	
ROW 11	22	38	01:33.520 Ian EMERY	21	52	01:30.400 Hannah NEWTON
ROW 10	20	81	01:30.290 Ryan CLARKE	19	25	01:29.760 Geoff BLUFF
ROW 9	18	80	01:29.350 Christopher MARTIN	17	34	01:29.060 Ben WARD
ROW 8	16	99	01:28.210 Gavin JOHNSON	15	7	01:28.160 Derek ROZIER
ROW 7	14	13	01:27.910 Michael WILLIAMSON	13	91	01:27.380 Steve GROOM
ROW 6	12	35	01:27.330 Mark WEBSTER	11	40	01:27.220 Paul THORPE
ROW 5	10	44	01:26.620 Andrew FELLOWS	9	17	01:26.150 Stewart PLACE
ROW 4	8	32	01:26.030 Mervyn BECKETT	7	3	01:25.930 Matt ROZIER
ROW 3	6	95	01:25.890 Edward COOPER	5	4	01:25.760 Gordon MACMILLAN
ROW 2	4	6	01:25.440 Andrew THORPE	3	1	01:25.370 Lee SCOTT
ROW 1	2	67	01:25.140 Matthew STUBINGTON	1	55	01:25.000 Marcus WARD
POLE						



Stock Hatch and Classic Stock Hatch Championships

Qualifying 3

2nd Best Times

Pl	No	Cl	Name	Car	Laps	2nd Best on Lap
1	54	H	Tom BELL	Ford Fiesta ST	5	1:18.66 3
2	22	H	Alistair CAMP	Ford Fiesta ST	7	1:21.12 5
3	5		Paul JARVIS	Citroen Saxo VTR	8	1:23.06 6
4	28		Shayne DEEGAN	Citroen Saxo VTR	8	1:23.12 5
5	34		Scott SHARP	Citroen Saxo VTR	8	1:23.32 4
6	48		Lee DEEGAN	Citroen Saxo VTR	8	1:23.61 8
7	8		Steven POWLESLAND	Citroen Saxo VTR	8	1:24.43 5
8	83		James HAYDEN	Citroen Saxo VTR	8	1:24.47 8
9	36		Ryan POLLEY	Citroen Saxo VTR	8	1:24.97 4
10	55		Marcus WARD	Ford Fiesta XR2i	8	1:25.27 6
11	70		William HUNT	Citroen Saxo VTR	8	1:25.46 5
12	67		Matthew STUBINGTON	Peugeot 205GTi	8	1:25.53 4
13	21		Paul NEWTON	Citroen Saxo VTR	8	1:25.55 8
14	99		Craig ROBERTSON	Citroen Saxo VTR	8	1:25.58 3
15	6		Andrew THORPE	Citroen AX GTi	7	1:25.62 6
16	1		Lee SCOTT	Ford Fiesta XR2i	8	1:25.70 2
17	4		Gordon MACMILLAN	Peugeot 205 GTi	8	1:25.85 6
18	79		Martin WILSON	Citroen Saxo VTR	8	1:25.86 5
19	23		Jon HOBBS	Peugeot 106 Rallye	8	1:25.92 4
20	32		Mervyn BECKETT	Vauxhall Nova GTE	8	1:26.28 8
21	50		Philip LAW	Peugeot 106 Rallye	8	1:26.40 8
22	74		Gary BAYTON	Citroen Saxo VTR	8	1:26.70 8
23	3		Matt ROZIER	Peugeot 205 GTi	7	1:26.78 7
24	95		Edward COOPER	Vauxhall Nova GSi	8	1:27.02 4
25	40		Paul THORPE	Ford Fiesta XR2	8	1:27.32 7
26	91		Steve GROOM	Ford Fiesta XR2	8	1:27.39 6
27	17		Stewart PLACE	Peugeot 205 GTi	5	1:27.60 2
28	44		Andrew FELLOWS	Ford Fiesta XR2	7	1:27.78 7
29	15	H	David ALLEN	Ford Fiesta ST	8	1:27.81 8
30	35		Mark WEBSTER	Ford Fiesta XR2i	8	1:28.12 8
31	13		Michael WILLIAMSON	Ford Fiesta XR2	7	1:28.14 7
32	7		Derek ROZIER	Peugeot 205GTi	7	1:28.53 6
33	99		Gavin JOHNSON	Peugeot 205 GTi	7	1:28.90 4
34	34		Ben WARD	Ford Fiesta XR2	7	1:29.36 5
35	25		Geoff BLUFF	Peugeot 205 GTi	7	1:29.91 7
36	88		Michael BARRETT	Citroen Saxo VTR	7	1:30.12 5
37	80		Christopher MARTIN	Ford Fiesta XR2i	4	1:30.26 3
38	52		Hannah NEWTON	Ford Fiesta XR2	7	1:30.86 7
39	81		Ryan CLARKE	Peugeot 205GTi	6	1:31.00 2
40	38		Ian EMERY	Ford Fiesta XR2	7	1:33.92 4
41	66		Simon HEWITT	Citroen 106XSi	6	1:36.79 6

No 48 & 83 - fastest lap disallowed for ETL

Weather / Track: Bright / Dry

Start Time : 09:46


Silverstone International

22 Aug 15 10:24


Clerk of Course :	Time Issued :	Chief Timekeeper : Terry Stevens
-------------------	---------------	----------------------------------

THESE RESULTS REMAIN PROVISIONAL FOR A MINIMUM OF 30 MINUTES FROM THE TIME OF ISSUE AND UNTIL ALL JUDICIAL AND TECHNICAL MATTERS HAVE BEEN SETTLED.

Results produced on HS Sports Timing and Results Systems. Results online at www.750MC.co.uk




RACE GRID



Demon Tweeks / Yokohama Classic Stock Hatch Championship

Race 18

ROW 12	24		23	66	01:36.790 Simon HEWITT	
ROW 11	22	38	01:33.920 Ian EMERY	21	81	01:31.000 Ryan CLARKE
ROW 10	20	52	01:30.860 Hannah NEWTON	19	80	01:30.260 Christopher MARTIN
ROW 9	18	25	01:29.910 Geoff BLUFF	17	34	01:29.360 Ben WARD
ROW 8	16	99	01:28.900 Gavin JOHNSON	15	7	01:28.530 Derek ROZIER
ROW 7	14	13	01:28.140 Michael WILLIAMSON	13	35	01:28.120 Mark WEBSTER
ROW 6	12	44	01:27.780 Andrew FELLOWS	11	17	01:27.600 Stewart PLACE
ROW 5	10	91	01:27.390 Steve GROOM	9	40	01:27.320 Paul THORPE
ROW 4	8	95	01:27.020 Edward COOPER	7	3	01:26.780 Matt ROZIER
ROW 3	6	32	01:26.280 Mervyn BECKETT	5	4	01:25.850 Gordon MACMILLAN
ROW 2	4	1	01:25.700 Lee SCOTT	3	6	01:25.620 Andrew THORPE
ROW 1	2	67	01:25.530 Matthew STUBINGTON	1	55	01:25.270 Marcus WARD
POLE						



Classic Stock Hatch Championship

Provisional Results - Race 6

Pl	No	Cl	Name	Car	Laps	Time	Behind	MPH	Best Lap on	MPH
1	4		Gordon MACMILLAN	Peugeot 205 GTi	10	14:26.94		76.82	1:25.34	4 78.04
2	1		Lee SCOTT	Ford Fiesta XR2i	10	14:27.39	0.45	76.78	1:25.14	6 78.22
3	55		Marcus WARD	Ford Fiesta XR2i	10	14:27.77	0.83	76.75	1:25.51	4 77.89
4	67		Matthew STUBINGTON	Peugeot 205GTi	10	14:28.08	1.14	76.72	1:25.27	8 78.10
5	6		Andrew THORPE	Citroen AX GTi	10	14:31.14	4.20	76.45	1:25.83	3 77.60
6	17		Stewart PLACE	Peugeot 205 GTi	10	14:32.07	5.13	76.37	1:25.51	6 77.89
7	95		Edward COOPER	Vauxhall Nova GSi	10	14:33.37	6.43	76.26	1:25.51	6 77.89
8	3		Matt ROZIER	Peugeot 205 GTi	10	14:40.50	13.56	75.64	1:25.92	4 77.51
9	32		Mervyn BECKETT	Vauxhall Nova GTE	10	14:40.92	13.98	75.60	1:26.53	10 76.97
10	40		Paul THORPE	Ford Fiesta XR2	10	14:42.23	15.29	75.49	1:26.78	4 76.75
11	7		Derek ROZIER	Peugeot 205GTi	10	14:46.15	19.21	75.16	1:26.76	9 76.76
12	44		Andrew FELLOWS	Ford Fiesta XR2	10	14:47.44	20.50	75.05	1:27.00	9 76.55
13	13		Michael WILLIAMSON	Ford Fiesta XR2	10	14:48.02	21.08	75.00	1:27.26	9 76.32
14	35		Mark WEBSTER	Ford Fiesta XR2i	10	14:50.61	23.67	74.78	1:27.11	6 76.46
15	34		Ben WARD	Ford Fiesta XR2	10	14:52.16	25.22	74.65	1:26.65	5 76.86
16	81		Ryan CLARKE	Peugeot 205GTi	10	15:02.49	35.55	73.80	1:28.18	3 75.53
17	99		Gavin JOHNSON	Peugeot 205 GTi	10	15:06.59	39.65	73.46	1:27.93	10 75.74
18	25		Geoff BLUFF	Peugeot 205 GTi	10	15:12.05	45.11	73.02	1:29.20	7 74.66
19	52		Hannah NEWTON	Ford Fiesta XR2	10	15:14.57	47.63	72.82	1:29.32	4 74.56
20	38		Ian EMERY	Ford Fiesta XR2	10	15:54.35	1:27.41	69.79	1:32.88	10 71.71
21	66		Simon HEWITT	Citroen 106XSi	9	15:16.89	1 Lap	65.37	1:36.68	5 68.89

Not-Classified

91	Steve GROOM	Ford Fiesta XR2	1	1:42.15	DNF	65.20		0	0.00
80	Christopher MARTIN	Ford Fiesta XR2i	0		Starter				

Fastest Lap

1	Lee SCOTT	Ford Fiesta XR2i					1:25.14	6	78.22
---	-----------	------------------	--	--	--	--	---------	---	-------

Weather / Track:

Start Time : 14:38

Silverstone International

22 Aug 15 14:55

Clerk of Course :	Time Issued :	Chief Timekeeper : Terry Stevens
-------------------	---------------	----------------------------------

THESE RESULTS REMAIN PROVISIONAL FOR A MINIMUM OF 30 MINUTES FROM THE TIME OF ISSUE AND UNTIL ALL JUDICIAL AND TECHNICAL MATTERS HAVE BEEN SETTLED.

Lap Chart

Demon Tweeks / Yokohama Classic Stock Hatch Championship - Race 6

Lap 1		Lap 2		Lap 3		Lap 4		Lap 5		Lap 6		Lap 7		Lap 8		Lap 9		Lap 10	
No	Time	No	Time	No	Time	No	Time	No	Time	No	Time	No	Time	No	Time	No	Time	No	Time
67	1:31.16	55	2:58.73	55	4:24.76	55	5:50.27	55	7:15.85	55	8:41.81	55	10:07.42	4	11:33.94	4	13:00.61	4	14:26.94
55	1:31.23	4	3:00.03	4	4:25.66	4	5:51.00	4	7:16.35	4	8:42.36	4	10:07.99	55	11:34.25	1	13:01.37	1	14:27.39
6	1:32.44	6	3:00.49	6	4:26.32	6	5:52.33	6	7:18.25	1	8:43.88	1	10:09.74	1	11:35.12	55	13:01.81	55	14:27.77
4	1:32.61	1	3:00.92	1	4:26.80	67	5:52.52	1	7:18.74	6	8:44.67	67	10:11.78	67	11:37.05	67	13:02.56	67	14:28.08
1	1:32.78	67	3:01.22	67	4:27.04	1	5:52.67	67	7:19.47	67	8:44.87	6	10:12.17	6	11:38.56	6	13:04.91	6	14:31.14
32	1:33.42	32	3:01.34	32	4:27.92	3	5:54.57	95	7:20.85	95	8:46.36	95	10:12.45	95	11:39.32	17	13:06.02	17	14:32.07
3	1:34.35	95	3:01.85	95	4:28.34	95	5:55.17	17	7:22.14	17	8:47.65	17	10:13.44	17	11:39.65	95	13:06.64	95	14:33.37
95	1:34.68	3	3:02.29	3	4:28.65	32	5:55.68	32	7:23.28	32	8:50.07	66	10:14.73 *1	32	11:45.94	3	13:13.71	3	14:40.50
40	1:35.22	40	3:02.74	17	4:29.33	17	5:55.92	40	7:23.84	40	8:50.63	32	10:18.31	3	11:46.17	32	13:14.39	32	14:40.92
17	1:35.99	17	3:03.12	40	4:30.02	40	5:56.80	3	7:25.88	3	8:52.10	40	10:18.99	40	11:46.61	40	13:15.17	40	14:42.23
44	1:36.38	44	3:04.60	44	4:33.06	44	6:00.93	44	7:28.14	44	8:56.46	3	10:19.14	7	11:51.66	7	13:18.42	7	14:46.15
13	1:36.60	13	3:05.39	13	4:33.65	13	6:01.27	13	7:28.79	7	8:56.94	7	10:24.33	44	11:53.02	44	13:20.02	44	14:47.44
35	1:36.96	35	3:06.12	35	4:35.35	7	6:02.97	7	7:29.78	13	8:57.31	44	10:25.56	13	11:53.49	13	13:20.75	13	14:48.02
34	1:37.48	7	3:06.29	7	4:35.55	35	6:03.61	35	7:31.00	35	8:58.11	13	10:25.59	35	11:54.34	35	13:21.70	35	14:50.61
7	1:38.19	34	3:06.92	34	4:36.01	34	6:04.53	34	7:31.18	34	8:58.44	35	10:26.35	34	11:54.47	34	13:21.81	34	14:52.16
81	1:38.83	81	3:08.42	81	4:36.60	81	6:05.06	81	7:33.65	81	9:03.63	34	10:26.56	66	11:58.93 *1	81	13:33.16	81	15:02.49
99	1:40.36	25	3:12.57	25	4:43.09	25	6:12.39	25	7:42.96	99	9:12.94	81	10:33.18	81	12:02.76	66	13:38.10 *1	99	15:06.59
25	1:40.77	52	3:13.90	52	4:43.71	52	6:13.03	99	7:43.75	25	9:13.32	99	10:41.83	99	12:10.39	99	13:38.66	25	15:12.05
91	1:42.15	99	3:14.26	99	4:44.91	99	6:13.64	52	7:44.63	52	9:13.95	25	10:42.52	25	12:12.06	25	13:41.76	52	15:14.57
52	1:42.59	38	3:18.33	38	4:53.48	38	6:27.09	38	8:01.72	38	9:37.84	52	10:43.48	52	12:12.98	52	13:43.69	66	15:16.89 *1
38	1:44.29	66	3:39.68	66	5:17.67	66	6:54.62	66	8:31.30			38	11:12.45	38	12:47.57	38	14:21.47	38	15:54.35
66	1:44.77																		

Demon Tweeks / Yokohama Classic Stock Hatch Championship

LAP TIMES - Race 6

1	Lee SCOTT										
	Lap	1	2	3	4	5	6	7	8	9	10
	1	1:32.78	1:28.14	1:25.88	1:25.87	1:26.07	1:25.14	1:25.86	1:25.38	1:26.25	1:26.02
3	Matt ROZIER										
	Lap	1	2	3	4	5	6	7	8	9	10
	1	1:34.35	1:27.94	1:26.36	1:25.92	1:31.31	1:26.22	1:27.04	1:27.03	1:27.54	1:26.79
4	Gordon MACMILLAN										
	Lap	1	2	3	4	5	6	7	8	9	10
	1	1:32.61	1:27.42	1:25.63	1:25.34	1:25.35	1:26.01	1:25.63	1:25.95	1:26.67	1:26.33
6	Andrew THORPE										
	Lap	1	2	3	4	5	6	7	8	9	10
	1	1:32.44	1:28.05	1:25.83	1:26.01	1:25.92	1:26.42	1:27.50	1:26.39	1:26.35	1:26.23
7	Derek ROZIER										
	Lap	1	2	3	4	5	6	7	8	9	10
	1	1:38.19	1:28.10	1:29.26	1:27.42	1:26.81	1:27.16	1:27.39	1:27.33	1:26.76	1:27.73
13	Michael WILLIAMSON										
	Lap	1	2	3	4	5	6	7	8	9	10
	1	1:36.60	1:28.79	1:28.26	1:27.62	1:27.52	1:28.52	1:28.28	1:27.90	1:27.26	1:27.27
17	Stewart PLACE										
	Lap	1	2	3	4	5	6	7	8	9	10
	1	1:35.99	1:27.13	1:26.21	1:26.59	1:26.22	1:25.51	1:25.79	1:26.21	1:26.37	1:26.05
25	Geoff BLUFF										
	Lap	1	2	3	4	5	6	7	8	9	10
	1	1:40.77	1:31.80	1:30.52	1:29.30	1:30.57	1:30.36	1:29.20	1:29.54	1:29.70	1:30.29
32	Mervyn BECKETT										
	Lap	1	2	3	4	5	6	7	8	9	10
	1	1:33.42	1:27.92	1:26.58	1:27.76	1:27.60	1:26.79	1:28.24	1:27.63	1:28.45	1:26.53
34	Ben WARD										
	Lap	1	2	3	4	5	6	7	8	9	10
	1	1:37.48	1:29.44	1:29.09	1:28.52	1:26.65	1:27.26	1:28.12	1:27.91	1:27.34	1:30.35
35	Mark WEBSTER										
	Lap	1	2	3	4	5	6	7	8	9	10
	1	1:36.96	1:29.16	1:29.23	1:28.26	1:27.39	1:27.11	1:28.24	1:27.99	1:27.36	1:28.91
38	Ian EMERY										
	Lap	1	2	3	4	5	6	7	8	9	10
	1	1:44.29	1:34.04	1:35.15	1:33.61	1:34.63	1:36.12	1:34.61	1:35.12	1:33.90	1:32.88
40	Paul THORPE										
	Lap	1	2	3	4	5	6	7	8	9	10
	1	1:35.22	1:27.52	1:27.28	1:26.78	1:27.04	1:26.79	1:28.36	1:27.62	1:28.56	1:27.06

44 Andrew FELLOWS

Lap	1	2	3	4	5	6	7	8	9	10
1	1:36.38	1:28.22	1:28.46	1:27.87	1:27.21	1:28.32	1:29.10	1:27.46	1:27.00	1:27.42

52 Hannah NEWTON

Lap	1	2	3	4	5	6	7	8	9	10
1	1:42.59	1:31.31	1:29.81	1:29.32	1:31.60	1:29.32	1:29.53	1:29.50	1:30.71	1:30.88

55 Marcus WARD

Lap	1	2	3	4	5	6	7	8	9	10
1	1:31.23	1:27.50	1:26.03	1:25.51	1:25.58	1:25.96	1:25.61	1:26.83	1:27.56	1:25.96

66 Simon HEWITT

Lap	1	2	3	4	5	6	7	8	9	10
1	1:44.77	1:54.91	1:37.99	1:36.95	1:36.68	1:43.43	1:44.20	1:39.17	1:38.79	

67 Matthew STUBINGTON

Lap	1	2	3	4	5	6	7	8	9	10
1	1:31.16	1:30.06	1:25.82	1:25.48	1:26.95	1:25.40	1:26.91	1:25.27	1:25.51	1:25.52

81 Ryan CLARKE

Lap	1	2	3	4	5	6	7	8	9	10
1	1:38.83	1:29.59	1:28.18	1:28.46	1:28.59	1:29.98	1:29.55	1:29.58	1:30.40	1:29.33

91 Steve GROOM

Lap	1	2	3	4	5	6	7	8	9	10
1	1:42.15									

95 Edward COOPER

Lap	1	2	3	4	5	6	7	8	9	10
1	1:34.68	1:27.17	1:26.49	1:26.83	1:25.68	1:25.51	1:26.09	1:26.87	1:27.32	1:26.73

99 Gavin JOHNSON

Lap	1	2	3	4	5	6	7	8	9	10
1	1:40.36	1:33.90	1:30.65	1:28.73	1:30.11	1:29.19	1:28.89	1:28.56	1:28.27	1:27.93

Classic Stock Hatch Championship

Provisional Results - Race 18 (Amended)

Pl	No	Cl	Name	Car	Laps	Time	Behind	MPH	Best Lap on	MPH
1	1		Lee SCOTT	Ford Fiesta XR2i	9	15:00.23		66.58	1:38.16	8 67.85
2	6		Andrew THORPE	Citroen AX GTi	9	15:00.98	0.75	66.53	1:37.65	8 68.20
3	3		Matt ROZIER	Peugeot 205 GTi	9	15:03.41	3.18	66.35	1:38.00	7 67.96
4	67		Matthew STUBINGTON	Peugeot 205GTi	9	15:16.47	16.24	65.40	1:39.25	8 67.10
5	55		Marcus WARD	Ford Fiesta XR2i	9	15:22.18	21.95	65.00	1:40.04	9 66.57
6	40		Paul THORPE	Ford Fiesta XR2	9	15:23.70	23.47	64.89	1:40.72	8 66.12
7	32		Mervyn BECKETT	Vauxhall Nova GTE	9	15:31.35	31.12	64.36	1:40.70	7 66.14
8	17		Stewart PLACE	Peugeot 205 GTi	9	15:37.75	37.52	63.92	1:41.53	6 65.60
9	95		Edward COOPER	Vauxhall Nova GSi	9	15:38.03	37.80	63.90	1:41.89	5 65.36
10	13		Michael WILLIAMSON	Ford Fiesta XR2	9	15:56.12	55.89	62.69	1:41.91	8 65.35
11	44		Andrew FELLOWS	Ford Fiesta XR2	9	16:03.16	1:02.93	62.23	1:41.36	7 65.71
12	34		Ben WARD	Ford Fiesta XR2	9	16:03.40	1:03.17	62.22	1:42.07	7 65.25
13	35		Mark WEBSTER	Ford Fiesta XR2i	9	16:04.40	1:04.17	62.15	1:42.95	7 64.69
14	80		Christopher MARTIN	Ford Fiesta XR2i	9	16:10.25	1:10.02	61.78	1:42.43	9 65.02
15	99		Gavin JOHNSON	Peugeot 205 GTi	9	16:14.00	1:13.77	61.54	1:43.99	9 64.04
16	52		Hannah NEWTON	Ford Fiesta XR2	9	16:14.72	1:14.49	61.49	1:44.15	4 63.95
17	7		Derek ROZIER	Peugeot 205GTi	9	16:18.20	1:17.97	61.28	1:42.30	9 65.10
18	81		Ryan CLARKE	Peugeot 205GTi	9	16:25.18	1:24.95	60.84	1:44.27	8 63.87
19	25		Geoff BLUFF	Peugeot 205 GTi	9	16:30.42	1:30.19	60.52	1:45.30	8 63.25
20	38		Ian EMERY	Ford Fiesta XR2	9	16:33.50	1:33.27	60.33	1:46.34	6 62.63

Not-Classified

66	Simon HEWITT	Citroen 106XSi	6	11:45.78	DNF	56.62	1:52.80	5	59.04
----	--------------	----------------	---	----------	-----	-------	---------	---	-------

Exclusions

4	Gordon MACMILLAN	Peugeot 205 GTi	C1.1.2/H32.1.8 - Gearbox non-compliant						
91	Steve GROOM	Ford Fiesta XR2	C1.1.2 / H32.1.8 - Gearbox non-compliant						

Fastest Lap

6	Andrew THORPE	Citroen AX GTi					1:37.65	8	68.20
---	---------------	----------------	--	--	--	--	---------	---	-------

Weather / Track: Overcast / Wet

Start Time : 14:27

Silverstone International

23 Aug 15 17:14

Clerk of Course :	Time Issued :	Chief Timekeeper : Terry Stevens
-------------------	---------------	----------------------------------

THESE RESULTS REMAIN PROVISIONAL FOR A MINIMUM OF 30 MINUTES FROM THE TIME OF ISSUE AND UNTIL ALL JUDICIAL AND TECHNICAL MATTERS HAVE BEEN SETTLED.

Results produced on HS Sports Timing and Results Systems

Lap Chart

Demon Tweeks / Yokohama Classic Stock Hatch Championship - Race 18

Lap 1		Lap 2		Lap 3		Lap 4		Lap 5		Lap 6		Lap 7		Lap 8		Lap 9		Lap 10	
No	Time	No	Time	No	Time	No	Time	No	Time	No	Time	No	Time	No	Time	No	Time	No	Time
4	1:46.10	4	3:26.80	4	5:05.58	4	6:44.37	4	8:22.86	4	10:01.30	4	11:39.18	4	13:17.89	4	14:56.83		
67	1:47.85	1	3:28.48	1	5:08.00	1	6:47.07	1	8:25.83	1	10:04.47	1	11:42.90	1	13:21.06	1	15:00.23		
1	1:47.96	3	3:29.36	6	5:10.26	6	6:49.55	6	8:28.32	6	10:06.52	6	11:44.85	6	13:22.50	6	15:00.98		
3	1:48.23	6	3:30.49	3	5:10.50	3	6:50.28	3	8:29.73	3	10:08.60	66	11:45.78 *1	3	13:24.89	3	15:03.41		
6	1:48.90	67	3:32.18	67	5:13.38	67	6:53.71	67	8:33.52	67	10:13.73	3	11:46.60	67	13:32.93	67	15:16.47		
40	1:49.48	40	3:33.09	40	5:16.35	40	6:57.47	40	8:38.26	40	10:19.64	67	11:53.68	40	13:41.88	55	15:22.18		
55	1:51.81	55	3:36.02	55	5:18.56	55	6:59.70	55	8:40.19	55	10:20.34	40	12:01.16	55	13:42.14	40	15:23.70		
95	1:52.18	95	3:37.59	95	5:20.62	95	7:03.70	95	8:45.59	32	10:28.04	55	12:01.44	32	13:49.84	32	15:31.35		
91	1:53.14	17	3:39.19	17	5:22.03	32	7:05.72	32	8:47.19	95	10:29.13	32	12:08.74	17	13:55.25	17	15:37.75		
32	1:53.39	32	3:40.93	32	5:22.67	17	7:06.19	17	8:47.84	17	10:29.37	17	12:12.62	95	13:56.05	95	15:38.03		
17	1:54.18	91	3:43.34	91	5:31.73	91	7:18.67	13	9:05.48	13	10:48.39	95	12:12.89	13	14:13.07	13	15:56.12		
35	1:56.69	80	3:46.04	80	5:33.22	80	7:20.24	80	9:05.71	80	10:49.17	13	12:31.16	44	14:19.84	44	16:03.16		
80	1:57.96	44	3:47.19	44	5:33.51	44	7:20.73	35	9:07.11	35	10:52.30	80	12:34.67	35	14:20.28	34	16:03.40		
44	1:58.85	35	3:48.34	13	5:35.71	13	7:21.51	44	9:08.04	34	10:53.82	35	12:35.25	34	14:20.70	35	16:04.40		
13	2:00.06	13	3:48.80	35	5:38.43	35	7:23.33	34	9:08.53	44	10:54.83	34	12:35.89	91	14:26.68	91	16:08.01		
34	2:01.86	34	3:51.40	34	5:38.91	34	7:24.27	99	9:11.56	99	10:57.85	44	12:36.19	80	14:27.82	80	16:10.25		
7	2:02.60	99	3:52.16	99	5:40.76	99	7:26.06	91	9:12.69	91	10:58.84	91	12:43.27	99	14:30.01	99	16:14.00		
99	2:03.60	7	3:53.78	7	5:44.33	52	7:29.50	52	9:15.60	52	11:01.17	99	12:44.73	52	14:30.55	52	16:14.72		
25	2:05.14	25	3:54.83	52	5:45.35	7	7:34.32	7	9:21.40	7	11:06.43	52	12:45.58	7	14:35.90	7	16:18.20		
52	2:05.60	52	3:55.61	25	5:45.93	25	7:35.01	25	9:22.34	81	11:10.03	7	12:51.43	81	14:39.69	81	16:25.18		
81	2:07.94	38	3:58.79	38	5:46.99	81	7:36.06	81	9:23.46	25	11:10.45	81	12:55.42	25	14:43.60	25	16:30.42		
38	2:08.26	81	4:00.45	81	5:49.31	38	7:36.67	38	9:24.72	38	11:11.06	25	12:58.30	38	14:45.91	38	16:33.50		
66	2:09.86	66	4:04.74	66	6:01.50	66	7:55.00	66	9:47.80			38	12:59.47						

Demon Tweeks / Yokohama Classic Stock Hatch Championship

LAP TIMES - Race 18

1	Lee SCOTT										
	Lap	1	2	3	4	5	6	7	8	9	10
	1	1:47.96	1:40.52	1:39.52	1:39.07	1:38.76	1:38.64	1:38.43	1:38.16	1:39.17	
3	Matt ROZIER										
	Lap	1	2	3	4	5	6	7	8	9	10
	1	1:48.23	1:41.13	1:41.14	1:39.78	1:39.45	1:38.87	1:38.00	1:38.29	1:38.52	
4	Gordon MACMILLAN										
	Lap	1	2	3	4	5	6	7	8	9	10
	1	1:46.10	1:40.70	1:38.78	1:38.79	1:38.49	1:38.44	1:37.88	1:38.71	1:38.94	
6	Andrew THORPE										
	Lap	1	2	3	4	5	6	7	8	9	10
	1	1:48.90	1:41.59	1:39.77	1:39.29	1:38.77	1:38.20	1:38.33	1:37.65	1:38.48	
7	Derek ROZIER										
	Lap	1	2	3	4	5	6	7	8	9	10
	1	2:02.60	1:51.18	1:50.55	1:49.99	1:47.08	1:45.03	1:45.00	1:44.47	1:42.30	
13	Michael WILLIAMSON										
	Lap	1	2	3	4	5	6	7	8	9	10
	1	2:00.06	1:48.74	1:46.91	1:45.80	1:43.97	1:42.91	1:42.77	1:41.91	1:43.05	
17	Stewart PLACE										
	Lap	1	2	3	4	5	6	7	8	9	10
	1	1:54.18	1:45.01	1:42.84	1:44.16	1:41.65	1:41.53	1:43.25	1:42.63	1:42.50	
25	Geoff BLUFF										
	Lap	1	2	3	4	5	6	7	8	9	10
	1	2:05.14	1:49.69	1:51.10	1:49.08	1:47.33	1:48.11	1:47.85	1:45.30	1:46.82	
32	Mervyn BECKETT										
	Lap	1	2	3	4	5	6	7	8	9	10
	1	1:53.39	1:47.54	1:41.74	1:43.05	1:41.47	1:40.85	1:40.70	1:41.10	1:41.51	
34	Ben WARD										
	Lap	1	2	3	4	5	6	7	8	9	10
	1	2:01.86	1:49.54	1:47.51	1:45.36	1:44.26	1:45.29	1:42.07	1:44.81	1:42.70	
35	Mark WEBSTER										
	Lap	1	2	3	4	5	6	7	8	9	10
	1	1:56.69	1:51.65	1:50.09	1:44.90	1:43.78	1:45.19	1:42.95	1:45.03	1:44.12	
38	Ian EMERY										
	Lap	1	2	3	4	5	6	7	8	9	10
	1	2:08.26	1:50.53	1:48.20	1:49.68	1:48.05	1:46.34	1:48.41	1:46.44	1:47.59	
40	Paul THORPE										
	Lap	1	2	3	4	5	6	7	8	9	10
	1	1:49.48	1:43.61	1:43.26	1:41.12	1:40.79	1:41.38	1:41.52	1:40.72	1:41.82	

44	Andrew FELLOWS									
Lap	1	2	3	4	5	6	7	8	9	10
1	1:58.85	1:48.34	1:46.32	1:47.22	1:47.31	1:46.79	1:41.36	1:43.65	1:43.32	
52	Hannah NEWTON									
Lap	1	2	3	4	5	6	7	8	9	10
1	2:05.60	1:50.01	1:49.74	1:44.15	1:46.10	1:45.57	1:44.41	1:44.97	1:44.17	
55	Marcus WARD									
Lap	1	2	3	4	5	6	7	8	9	10
1	1:51.81	1:44.21	1:42.54	1:41.14	1:40.49	1:40.15	1:41.10	1:40.70	1:40.04	
66	Simon HEWITT									
Lap	1	2	3	4	5	6	7	8	9	10
1	2:09.86	1:54.88	1:56.76	1:53.50	1:52.80	1:57.98				
67	Matthew STUBINGTON									
Lap	1	2	3	4	5	6	7	8	9	10
1	1:47.85	1:44.33	1:41.20	1:40.33	1:39.81	1:40.21	1:39.95	1:39.25	1:43.54	
80	Christopher MARTIN									
Lap	1	2	3	4	5	6	7	8	9	10
1	1:57.96	1:48.08	1:47.18	1:47.02	1:45.47	1:43.46	1:45.50	1:53.15	1:42.43	
81	Ryan CLARKE									
Lap	1	2	3	4	5	6	7	8	9	10
1	2:07.94	1:52.51	1:48.86	1:46.75	1:47.40	1:46.57	1:45.39	1:44.27	1:45.49	
91	Steve GROOM									
Lap	1	2	3	4	5	6	7	8	9	10
1	1:53.14	1:50.20	1:48.39	1:46.94	1:54.02	1:46.15	1:44.43	1:43.41	1:41.33	
95	Edward COOPER									
Lap	1	2	3	4	5	6	7	8	9	10
1	1:52.18	1:45.41	1:43.03	1:43.08	1:41.89	1:43.54	1:43.76	1:43.16	1:41.98	
99	Gavin JOHNSON									
Lap	1	2	3	4	5	6	7	8	9	10
1	2:03.60	1:48.56	1:48.60	1:45.30	1:45.50	1:46.29	1:46.88	1:45.28	1:43.99	