



P6 - Provisional Qualifying Times for Races 6 & 14

Demon Tweeks / Yokohama Classic Stock Hatch Championship

Pl	No	Cl	Name	Car	Laps	Time on Lap	Behind	MPH
1	59		Daniel GIBSON	Ford Fiesta XR2	9	1:28.75	8	80.27
2	40		Paul THORPE	Ford Fiesta XR2i	9	1:28.78	8	80.25
3	42		Lee SCOTT	Ford Fiesta XR2i	9	1:28.94	9	80.10
4	32		Mervyn BECKETT	Vauxhall Nova GTE	9	1:29.40	8	79.69
5	6		Andy PHILPOTTS	Ford Fiesta XR2i	9	1:29.74	5	79.39
6	22		Ryan LOWRY	Ford Fiesta XR2i	9	1:29.88	4	79.27
7	1		Damien COTTRELL/No Transponder	Ford Fiesta XR2	6	1:29.94	6	79.21
8	2		Matt ROZIER	Peugeot 205 GTi	9	1:29.94	9	79.21
9	42		Keith RICHARDS	Locost	9	1:30.25	8	78.94
10	62		James MILLMAN	Locost	9	1:30.31	8	78.89
11	52		Andrew THORPE	Ford Fiesta XR2	8	1:30.41	5	78.80
12	57		Anthony MAY	Locost	9	1:30.62	9	78.62
13	88		Martin CAYZER	Ford Fiesta XR2i	8	1:31.11	8	78.20
14	46		Jon PEERLESS	Peugeot 205 GTi	9	1:31.28	9	78.05
15	46		Adam PARSONAGE	Locost	9	1:31.44	8	77.91
16	29		Gregory DOWIE	Ford Fiesta XR2	9	1:31.58	9	77.79
17	7		Derek ROZIER	Peugeot 205 GTi	9	1:31.72	9	77.68
18	18		Michael WILLIAMSON/NO TRANSPONDER	Ford Fiesta XR2	9	1:31.83	8	77.58
19	69		Phil WILSON	Ford Fiesta XR2	9	1:32.79	9	76.78
20	34		Ben WARD	Ford Fiesta XR2	8	1:32.90	5	76.69
21	56		Philip BURDEN	Ford Fiesta XR2	9	1:33.15	8	76.48
22	97		Ted SHEPHERD	Locost	9	1:33.82	9	75.94
23	35		Mark WEBSTER/No transponder	Ford Fiesta XR2i	8	1:34.10	8	75.71
24	41		Alan DULY	Ford Fiesta XR2i	8	1:34.29	8	75.56
25	90		Nigel TERRY	Locost	8	1:35.78	8	74.38
26	80		John HILL/No Transponder	Peugeot 205 GTi	8	1:40.21	7	71.09
27	64		Bill PARIERA	Citroen AX GTi	2	2:12.08	1	43.33

Not-Seen

37	Keith MORGAN	Suzuki Swift GTI
----	--------------	------------------

Weather / Track: Cloudy / Damp

Start Time : 10:57

Donington Park National

21 Sep 13 11:13

Clerk of Course :	Time Issued :	Chief Timekeeper : Terry Stevens
-------------------	---------------	----------------------------------

THESE RESULTS REMAIN PROVISIONAL FOR A MINIMUM OF 30 MINUTES FROM THE TIME OF ISSUE AND UNTIL ALL JUDICIAL AND TECHNICAL MATTERS HAVE BEEN SETTLED.

Results produced on HS Sports Timing and Results Systems. Results online at www.750MC.co.uk

Demon Tweeks / Yokohama Classic Stock Hatch Championship


LAP TIMES - P6 - Provisional Qualifying Times for Races 6 & 14

1	Damien COTTRELL										
Lap	1	2	3	4	5	6	7	8	9	10	
1	1:44.12	3:05.94	1:33.03	1:47.44	1:32.80	1:29.94					
2	Matt ROZIER										
Lap	1	2	3	4	5	6	7	8	9	10	
1	1:45.64	1:38.51	1:31.98	1:29.95	1:30.82	1:31.71	1:30.58	1:43.63	1:29.94		
6	Andy PHILPOTTS										
Lap	1	2	3	4	5	6	7	8	9	10	
1	1:50.28	1:34.98	1:33.01	1:30.99	1:29.74	1:31.78	1:30.52	1:29.80	1:32.93		
7	Derek ROZIER										
Lap	1	2	3	4	5	6	7	8	9	10	
1	1:44.37	1:35.08	1:33.13	1:33.32	1:32.68	1:33.13	1:35.94	1:34.07	1:31.72		
18	Michael WILLIAMSON										
Lap	1	2	3	4	5	6	7	8	9	10	
1	1:50.53	1:38.72	1:36.44	1:34.92	1:35.61	1:32.94	1:34.96	1:31.83	1:32.23		
22	Ryan LOWRY										
Lap	1	2	3	4	5	6	7	8	9	10	
1	1:48.08	1:36.33	1:32.21	1:29.88	1:32.12	1:35.86	1:33.27	1:29.88	1:33.70		
29	Gregory DOWIE										
Lap	1	2	3	4	5	6	7	8	9	10	
1	1:52.63	1:40.30	1:37.17	1:36.07	1:35.92	1:34.51	1:33.95	1:31.66	1:31.58		
32	Mervyn BECKETT										
Lap	1	2	3	4	5	6	7	8	9	10	
1	1:52.69	1:34.64	1:31.06	1:30.09	1:30.66	1:35.59	1:32.05	1:29.40	1:29.45		
34	Ben WARD										
Lap	1	2	3	4	5	6	7	8	9	10	
1	1:55.60	1:40.04	1:37.89	1:40.61	1:32.90	2:08.96	1:33.98	1:33.73			
35	Mark WEBSTER										
Lap	1	2	3	4	5	6	7	8	9	10	
1	1:54.92	1:37.66	1:35.85	1:46.34	1:34.94	1:48.04	1:35.63	1:34.10			
40	Paul THORPE										
Lap	1	2	3	4	5	6	7	8	9	10	
1	1:48.93	1:34.50	1:31.75	1:30.62	1:30.59	1:31.69	1:30.30	1:28.78	1:32.23		
41	Alan DULY										
Lap	1	2	3	4	5	6	7	8	9	10	
1	2:14.05	1:38.44	1:38.11	1:36.36	1:38.13	1:35.35	1:36.64	1:34.29			
42	Lee SCOTT										
Lap	1	2	3	4	5	6	7	8	9	10	
1	1:55.15	1:37.14	1:32.17	1:31.12	1:30.56	1:31.03	1:31.41	1:29.96	1:28.94		

42	Keith RICHARDS										
	Lap	1	2	3	4	5	6	7	8	9	10
	1	1:52.02	1:34.41	1:32.09	1:31.28	1:31.21	1:40.11	1:36.66	1:30.25	1:30.52	
46	Jon PEERLESS										
	Lap	1	2	3	4	5	6	7	8	9	10
	1	1:47.70	1:35.51	1:37.06	1:32.94	1:32.65	1:31.85	1:33.24	1:32.24	1:31.28	
46	Adam PARSONAGE										
	Lap	1	2	3	4	5	6	7	8	9	10
	1	1:51.47	1:37.24	1:31.82	1:31.81	1:35.41	1:34.53	1:34.49	1:31.44	1:33.80	
52	Andrew THORPE										
	Lap	1	2	3	4	5	6	7	8	9	10
	1	1:39.84	1:33.21	1:31.64	1:31.64	1:30.41	1:34.40	1:31.08	1:30.99		
56	Philip BURDEN										
	Lap	1	2	3	4	5	6	7	8	9	10
	1	1:53.24	1:41.77	1:40.18	1:34.85	1:35.76	1:33.99	1:46.80	1:33.15	1:34.34	
57	Anthony MAY										
	Lap	1	2	3	4	5	6	7	8	9	10
	1	1:50.40	1:37.01	1:32.69	1:31.27	1:33.14	1:36.78	1:32.98	1:31.04	1:30.62	
59	Daniel GIBSON										
	Lap	1	2	3	4	5	6	7	8	9	10
	1	1:45.48	1:33.43	1:31.09	1:29.70	1:47.58	1:31.13	1:29.61	1:28.75	1:30.27	
62	James MILLMAN										
	Lap	1	2	3	4	5	6	7	8	9	10
	1	1:53.13	1:38.55	1:33.72	1:32.02	1:32.94	1:36.01	1:33.72	1:30.31	1:30.38	
64	Bill PARIERA										
	Lap	1	2	3	4	5	6	7	8	9	10
	1	2:12.08	6:49.88								
69	Phil WILSON										
	Lap	1	2	3	4	5	6	7	8	9	10
	1	1:52.90	1:39.96	1:37.40	1:36.15	1:36.04	1:34.42	1:37.89	1:34.69	1:32.79	
80	John HILL										
	Lap	1	2	3	4	5	6	7	8	9	10
	1	1:55.77	1:44.06	1:42.66	1:43.08	1:45.01	1:42.84	1:40.21	1:43.02		
88	Martin CAYZER										
	Lap	1	2	3	4	5	6	7	8	9	10
	1	2:10.77	1:53.10	1:38.84	1:32.73	1:32.61	1:38.74	1:32.93	1:31.11		
90	Nigel TERRY										
	Lap	1	2	3	4	5	6	7	8	9	10
	1	1:58.51	1:45.01	1:40.14	1:37.56	1:39.16	1:45.64	1:40.66	1:35.78		
97	Ted SHEPHERD										
	Lap	1	2	3	4	5	6	7	8	9	10
	1	1:56.05	1:39.32	1:38.51	1:35.82	1:36.85	1:34.31	1:36.71	1:34.98	1:33.82	



RACE GRID



Demon Tweeks / Yokohama Classic Stock Hatch Championship

Race 6

ROW 12							
			23			24	
ROW 11	64	02:12.080 Bill PARIERA					
	21			22			
ROW 10			41	01:34.290 Alan DULY		80	01:40.210 John HILL
			19			20	
ROW 9	56	01:33.150 Philip BURDEN			35	01:34.100 Mark WEBSTER	
	17			18			
ROW 8			69	01:32.790 Phil WILSON		34	01:32.900 Ben WARD
			15			16	
ROW 7	7	01:31.720 Derek ROZIER			18	01:31.830 Michael WILLIAMSON	
	13			14			
ROW 6			46	01:31.280 Jon PEERLESS		29	01:31.580 Gregory DOWIE
			11			12	
ROW 5	52	01:30.410 Andrew THORPE			88	01:31.110 Martin CAYZER	
	9			10			
ROW 4			1	01:29.940 Damien COTTRELL		2	01:29.940 Matt ROZIER
			7			8	
ROW 3	6	01:29.740 Andy PHILPOTTS			22	01:29.880 Ryan LOWRY	
	5			6			
ROW 2			42	01:28.940 Lee SCOTT		32	01:29.400 Mervyn BECKETT
			3			4	
ROW 1	59	01:28.750 Daniel GIBSON			40	01:28.780 Paul THORPE	
	1			2			
	POLE						



Provisional Results - Race 6

Demon Tweeks / Yokohama Classic Stock Hatch Championship

Pl	No	Cl	Name	Car	Laps	Time	Behind	MPH	Best Lap on	MPH
1	42		Lee SCOTT	Ford Fiesta XR2i	10	15:01.59		79.02	1:28.72	9 80.30
2	59		Daniel GIBSON	Ford Fiesta XR2	10	15:04.22	2.63	78.79	1:28.72	6 80.30
3	6		Andy PHILPOTTS	Ford Fiesta XR2i	10	15:10.88	9.29	78.21	1:29.05	3 80.00
4	32		Mervyn BECKETT	Vauxhall Nova GTE	10	15:11.33	9.74	78.18	1:29.29	2 79.79
5	2		Matt ROZIER	Peugeot 205 GTi	10	15:12.89	11.30	78.04	1:29.19	2 79.88
6	22		Ryan LOWRY	Ford Fiesta XR2i	10	15:14.48	12.89	77.91	1:29.39	2 79.70
7	7		Derek ROZIER	Peugeot 205 GTi	10	15:15.40	13.81	77.83	1:29.60	8 79.51
8	52		Andrew THORPE	Ford Fiesta XR2	10	15:16.02	14.43	77.78	1:29.29	7 79.79
9	88		Martin CAYZER	Ford Fiesta XR2i	10	15:23.22	21.63	77.17	1:28.29	6 80.69
10	34		Ben WARD	Ford Fiesta XR2	10	15:32.54	30.95	76.40	1:30.74	5 78.51
11	18		Michael WILLIAMSON	Ford Fiesta XR2	10	15:33.77	32.18	76.30	1:31.41	9 77.94
12	69		Phil WILSON	Ford Fiesta XR2	10	15:39.20	37.61	75.86	1:31.79	9 77.62
13	56		Philip BURDEN	Ford Fiesta XR2	10	15:39.86	38.27	75.80	1:31.89	9 77.53
14	41		Alan DULY	Ford Fiesta XR2i	10	15:46.21	44.62	75.29	1:32.70	6 76.85
15	64		Bill PARIERA	Citroen AX GTi	10	16:33.10	1:31.51	71.74	1:34.28	9 75.57
16	80		John HILL	Peugeot 205 GTi	9	15:14.89	1 Lap	70.08	1:36.33	8 73.96

Not-Classified

40	Paul THORPE	Ford Fiesta XR2i	9	13:31.05	DNF	79.06	1:28.53	8 80.47
1	Damien COTTRELL	Ford Fiesta XR2	8	12:50.93	DNF	73.93	1:28.14	4 80.83
35	Mark WEBSTER	Ford Fiesta XR2i	5	8:26.23	DNF	70.37	1:32.24	3 77.24
29	Gregory DOWIE	Ford Fiesta XR2	0		Starter			
46	Jon PEERLESS	Peugeot 205 GTi	0		Starter			

Fastest Lap

1	Damien COTTRELL	Ford Fiesta XR2					1:28.14	4 80.83
---	-----------------	-----------------	--	--	--	--	---------	---------

Weather / Track: Bright / Dry

Start Time : 15:59

Donington Park National

21 Sep 13 16:19

Clerk of Course :	Time Issued :	Chief Timekeeper : Terry Stevens
-------------------	---------------	----------------------------------

THESE RESULTS REMAIN PROVISIONAL FOR A MINIMUM OF 30 MINUTES FROM THE TIME OF ISSUE AND UNTIL ALL JUDICIAL AND TECHNICAL MATTERS HAVE BEEN SETTLED.

Results produced on HS Sports Timing and Results Systems

Lap Chart

Demon Tweeks / Yokohama Classic Stock Hatch Championship - Race 6

Lap 1		Lap 2		Lap 3		Lap 4		Lap 5		Lap 6		Lap 7		Lap 8		Lap 9		Lap 10	
No	Time	No	Time	No	Time	No	Time	No	Time	No	Time	No	Time	No	Time	No	Time	No	Time
59	1:35.81	59	3:05.43	59	4:34.82	40	6:04.47	42	7:34.06	42	9:03.28	42	10:32.18	42	12:01.24	42	13:29.96	42	15:01.59
40	1:36.44	40	3:05.63	40	4:35.05	42	6:04.68	59	7:34.87	59	9:03.59	59	10:32.41	59	12:01.53	59	13:30.38	59	15:04.22
42	1:37.21	42	3:06.34	42	4:35.35	59	6:05.06	40	7:35.11	40	9:03.91	88	10:33.24	88	12:01.72	88	13:30.50	6	15:10.88
22	1:37.48	22	3:06.87	22	4:36.85	1	6:05.81	1	7:35.77	1	9:04.20	40	10:33.50	40	12:02.03	40	13:31.05	32	15:11.33
32	1:37.97	32	3:07.26	32	4:37.22	88	6:06.43	88	7:36.54	88	9:04.83	6	10:38.47	32	12:09.63	32	13:41.07	2	15:12.89
1	1:38.84	1	3:07.66	88	4:37.37	2	6:08.60	6	7:38.87	6	9:08.77	1	10:38.61	2	12:09.97	6	13:41.16	22	15:14.48
2	1:39.11	2	3:08.30	2	4:37.63	6	6:09.00	2	7:39.17	32	9:09.12	32	10:38.65	6	12:10.02	2	13:41.48	80	15:14.89 *1
88	1:39.46	88	3:08.58	1	4:37.67	32	6:09.62	32	7:39.35	2	9:09.50	2	10:39.50	22	12:12.37	22	13:43.34	7	15:15.40
6	1:39.90	6	3:08.96	6	4:38.01	22	6:09.90	22	7:39.95	22	9:10.50	22	10:41.39	7	12:13.25	7	13:43.69	52	15:16.02
52	1:40.58	7	3:10.91	7	4:41.52	7	6:11.62	7	7:43.33	7	9:13.88	7	10:43.65	52	12:13.78	52	13:43.98	88	15:23.22
7	1:40.79	52	3:11.10	52	4:42.25	52	6:11.82	52	7:44.68	52	9:14.84	52	10:44.13	34	12:27.55	34	13:59.34	34	15:32.54
18	1:41.28	18	3:12.75	18	4:45.03	18	6:17.16	18	7:49.10	34	9:21.90	34	10:53.55	18	12:29.60	18	14:01.01	18	15:33.77
69	1:43.35	69	3:15.95	34	4:48.58	34	6:20.11	34	7:50.85	18	9:22.08	18	10:54.14	69	12:34.10	69	14:05.89	69	15:39.20
34	1:44.30	34	3:16.35	69	4:49.49	69	6:23.74	69	7:56.15	69	9:28.53	69	11:01.22	56	12:34.65	56	14:06.54	56	15:39.86
56	1:45.30	35	3:17.95	35	4:50.19	56	6:24.56	56	7:56.64	56	9:29.05	56	11:01.80	41	12:40.33	41	14:13.20	41	15:46.21
35	1:45.65	56	3:18.15	56	4:52.06	35	6:24.58	41	8:01.10	41	9:33.80	41	11:07.15	1	12:50.93	64	14:52.28	64	16:33.10
41	1:47.21	41	3:20.61	41	4:54.46	41	6:27.45	35	8:26.23	64	10:07.13	64	11:42.58	64	13:18.00				
80	1:52.70	80	3:34.53	80	5:14.97	64	6:54.05	64	8:31.31	80	10:10.57	80	11:47.42	80	13:23.75				
64	1:54.43	64	3:35.38	64	5:15.40	80	6:55.06	80	8:33.70										

Demon Tweeks / Yokohama Classic Stock Hatch Championship

LAP TIMES - Race 6

1	Damien COTTRELL										
	Lap	1	2	3	4	5	6	7	8	9	10
	1	1:38.84	1:28.82	1:30.01	1:28.14	1:29.96	1:28.43	1:34.41	2:12.32		
2	Matt ROZIER										
	Lap	1	2	3	4	5	6	7	8	9	10
	1	1:39.11	1:29.19	1:29.33	1:30.97	1:30.57	1:30.33	1:30.00	1:30.47	1:31.51	1:31.41
6	Andy PHILPOTTS										
	Lap	1	2	3	4	5	6	7	8	9	10
	1	1:39.90	1:29.06	1:29.05	1:30.99	1:29.87	1:29.90	1:29.70	1:31.55	1:31.14	1:29.72
7	Derek ROZIER										
	Lap	1	2	3	4	5	6	7	8	9	10
	1	1:40.79	1:30.12	1:30.61	1:30.10	1:31.71	1:30.55	1:29.77	1:29.60	1:30.44	1:31.71
18	Michael WILLIAMSON										
	Lap	1	2	3	4	5	6	7	8	9	10
	1	1:41.28	1:31.47	1:32.28	1:32.13	1:31.94	1:32.98	1:32.06	1:35.46	1:31.41	1:32.76
22	Ryan LOWRY										
	Lap	1	2	3	4	5	6	7	8	9	10
	1	1:37.48	1:29.39	1:29.98	1:33.05	1:30.05	1:30.55	1:30.89	1:30.98	1:30.97	1:31.14
32	Mervyn BECKETT										
	Lap	1	2	3	4	5	6	7	8	9	10
	1	1:37.97	1:29.29	1:29.96	1:32.40	1:29.73	1:29.77	1:29.53	1:30.98	1:31.44	1:30.26
34	Ben WARD										
	Lap	1	2	3	4	5	6	7	8	9	10
	1	1:44.30	1:32.05	1:32.23	1:31.53	1:30.74	1:31.05	1:31.65	1:34.00	1:31.79	1:33.20
35	Mark WEBSTER										
	Lap	1	2	3	4	5	6	7	8	9	10
	1	1:45.65	1:32.30	1:32.24	1:34.39	2:01.65					
40	Paul THORPE										
	Lap	1	2	3	4	5	6	7	8	9	10
	1	1:36.44	1:29.19	1:29.42	1:29.42	1:30.64	1:28.80	1:29.59	1:28.53	1:29.02	
41	Alan DULY										
	Lap	1	2	3	4	5	6	7	8	9	10
	1	1:47.21	1:33.40	1:33.85	1:32.99	1:33.65	1:32.70	1:33.35	1:33.18	1:32.87	1:33.01
42	Lee SCOTT										
	Lap	1	2	3	4	5	6	7	8	9	10
	1	1:37.21	1:29.13	1:29.01	1:29.33	1:29.38	1:29.22	1:28.90	1:29.06	1:28.72	1:31.63
52	Andrew THORPE										
	Lap	1	2	3	4	5	6	7	8	9	10
	1	1:40.58	1:30.52	1:31.15	1:29.57	1:32.86	1:30.16	1:29.29	1:29.65	1:30.20	1:32.04

56	Philip BURDEN									
Lap	1	2	3	4	5	6	7	8	9	10
1	1:45.30	1:32.85	1:33.91	1:32.50	1:32.08	1:32.41	1:32.75	1:32.85	1:31.89	1:33.32
59	Daniel GIBSON									
Lap	1	2	3	4	5	6	7	8	9	10
1	1:35.81	1:29.62	1:29.39	1:30.24	1:29.81	1:28.72	1:28.82	1:29.12	1:28.85	1:33.84
64	Bill PARIERA									
Lap	1	2	3	4	5	6	7	8	9	10
1	1:54.43	1:40.95	1:40.02	1:38.65	1:37.26	1:35.82	1:35.45	1:35.42	1:34.28	1:40.82
69	Phil WILSON									
Lap	1	2	3	4	5	6	7	8	9	10
1	1:43.35	1:32.60	1:33.54	1:34.25	1:32.41	1:32.38	1:32.69	1:32.88	1:31.79	1:33.31
80	John HILL									
Lap	1	2	3	4	5	6	7	8	9	10
1	1:52.70	1:41.83	1:40.44	1:40.09	1:38.64	1:36.87	1:36.85	1:36.33	1:51.14	
88	Martin CAYZER									
Lap	1	2	3	4	5	6	7	8	9	10
1	1:39.46	1:29.12	1:28.79	1:29.06	1:30.11	1:28.29	1:28.41	1:28.48	1:28.78	1:52.72

P6 - Provisional Qualifying Times for Races 6 & 14



Demon Tweeks / Yokohama Classic Stock Hatch Championship

2nd Best Times

Pl	No	Cl	Name	Car	Laps	2nd Best on Lap
1	32		Mervyn BECKETT	Vauxhall Nova GTE	9	1:29.45 9
2	59		Daniel GIBSON	Ford Fiesta XR2	9	1:29.61 7
3	6		Andy PHILPOTTS	Ford Fiesta XR2i	9	1:29.80 8
4	22		Ryan LOWRY	Ford Fiesta XR2i	9	1:29.88 8
5	2		Matt ROZIER	Peugeot 205 GTi	9	1:29.95 4
6	42		Lee SCOTT	Ford Fiesta XR2i	9	1:29.96 8
7	40		Paul THORPE	Ford Fiesta XR2i	9	1:30.30 7
8	62		James MILLMAN	Locost	9	1:30.38 9
9	42		Keith RICHARDS	Locost	9	1:30.52 9
10	52		Andrew THORPE	Ford Fiesta XR2	8	1:30.99 8
11	57		Anthony MAY	Locost	9	1:31.04 8
12	29		Gregory DOWIE	Ford Fiesta XR2	9	1:31.66 8
13	46		Adam PARSONAGE	Locost	9	1:31.81 4
14	46		Jon PEERLESS	Peugeot 205 GTi	9	1:31.85 6
15	18		Michael WILLIAMSON/NO TRANSPONDER	Ford Fiesta XR2	9	1:32.23 9
16	88		Martin CAYZER	Ford Fiesta XR2i	8	1:32.61 5
17	7		Derek ROZIER	Peugeot 205 GTi	9	1:32.68 5
18	1		Damien COTTRELL/No Transponder	Ford Fiesta XR2	6	1:32.80 5
19	34		Ben WARD	Ford Fiesta XR2	8	1:33.73 8
20	56		Philip BURDEN	Ford Fiesta XR2	9	1:33.99 6
21	97		Ted SHEPHERD	Locost	9	1:34.31 6
22	69		Phil WILSON	Ford Fiesta XR2	9	1:34.42 6
23	35		Mark WEBSTER/No transponder	Ford Fiesta XR2i	8	1:34.94 5
24	41		Alan DULY	Ford Fiesta XR2i	8	1:35.35 6
25	90		Nigel TERRY	Locost	8	1:37.56 4
26	80		John HILL/No Transponder	Peugeot 205 GTi	8	1:42.66 3
27	64		Bill PARIERA	Citroen AX GTi	2	6:49.88 2

Not-Seen

37 Keith MORGAN Suzuki Swift GTI

Weather / Track: Cloudy / Damp

Start Time : 10:57


Donington Park National

21 Sep 13 11:15


Clerk of Course :	Time Issued :	Chief Timekeeper : Terry Stevens
-------------------	---------------	----------------------------------

THESE RESULTS REMAIN PROVISIONAL FOR A MINIMUM OF 30 MINUTES FROM THE TIME OF ISSUE AND UNTIL ALL JUDICIAL AND TECHNICAL MATTERS HAVE BEEN SETTLED.

Results produced on HS Sports Timing and Results Systems. Results online at www.750MC.co.uk



RACE GRID



Demon Tweeks / Yokohama Classic Stock Hatch Championship

Race 14

ROW 12					
		23		24	
ROW 11	64	06:49.880 Bill PARIERA			
	21		22		
ROW 10		41	01:35.350 Alan DULY	80	01:42.660 John HILL
		19		20	
ROW 9	69	01:34.420 Phil WILSON	35	01:34.940 Mark WEBSTER	
	17		18		
ROW 8		34	01:33.730 Ben WARD	56	01:33.990 Philip BURDEN
		15		16	
ROW 7	7	01:32.680 Derek ROZIER	1	01:32.800 Damien COTTRELL	
	13		14		
ROW 6		18	01:32.230 Michael WILLIAMSON	88	01:32.610 Martin CAYZER
		11		12	
ROW 5	29	01:31.660 Gregory DOWIE	46	01:31.850 Jon PEERLESS	
	9		10		
ROW 4		40	01:30.300 Paul THORPE	52	01:30.990 Andrew THORPE
		7		8	
ROW 3	2	01:29.950 Matt ROZIER	42	01:29.960 Lee SCOTT	
	5		6		
ROW 2		6	01:29.800 Andy PHILPOTTS	22	01:29.880 Ryan LOWRY
		3		4	
ROW 1	32	01:29.450 Mervyn BECKETT	59	01:29.610 Daniel GIBSON	
	1		2		
	POLE				



Provisional Results - Race 14

Demon Tweeks / Yokohama Classic Stock Hatch Championship

PI	No	Cl	Name	Car	Laps	Time	Behind	MPH	Best Lap on	MPH
1	1		Damien COTTRELL	Ford Fiesta XR2	10	15:12.45		78.08	1:29.27	5 79.81
2	42		Lee SCOTT	Ford Fiesta XR2i	10	15:13.89	1.44	77.96	1:29.39	4 79.70
3	88		Martin CAYZER	Ford Fiesta XR2i	10	15:14.83	2.38	77.88	1:28.79	8 80.24
4	32		Mervyn BECKETT	Vauxhall Nova GTE	10	15:15.23	2.78	77.84	1:29.53	4 79.58
5	59		Daniel GIBSON	Ford Fiesta XR2	10	15:16.05	3.60	77.77	1:29.77	3 79.36
6	2		Matt ROZIER	Peugeot 205 GTi	10	15:16.11	3.66	77.77	1:29.11	9 79.95
7	7		Derek ROZIER	Peugeot 205 GTi	10	15:16.44	3.99	77.74	1:29.36	9 79.73
8	34		Ben WARD	Ford Fiesta XR2	10	15:33.41	20.96	76.33	1:30.04	7 79.12
9	18		Michael WILLIAMSON	Ford Fiesta XR2	10	15:34.25	21.80	76.26	1:31.78	5 77.62
10	6		Andy PHILPOTTS	Ford Fiesta XR2i	10	15:42.58	30.13	75.58	1:29.72	3 79.41
11	56		Philip BURDEN	Ford Fiesta XR2	10	15:47.76	35.31	75.17	1:32.20	7 77.27
12	64		Bill PARIERA	Citroen AX GTi	10	15:59.11	46.66	74.28	1:33.16	8 76.47
13	41		Alan DULY	Ford Fiesta XR2i	10	16:00.01	47.56	74.21	1:32.87	10 76.71
14	35		Mark WEBSTER	Ford Fiesta XR2i	10	16:09.27	56.82	73.50	1:33.13	4 76.50
15	69		Phil WILSON	Ford Fiesta XR2	10	16:29.72	1:17.27	71.98	1:32.68	5 76.87
Not-Classified										
	22		Ryan LOWRY	Ford Fiesta XR2i	7	10:46.88	DNF	77.09	1:29.97	6 79.19
	46		Jon PEERLESS	Peugeot 205 GTi	4	6:16.74	DNF	75.64	1:31.70	3 77.69
	29		Gregory DOWIE	Ford Fiesta XR2	0		Starter			
Non-Starters										
	40		Paul THORPE	Ford Fiesta XR2i						
	52		Andrew THORPE	Ford Fiesta XR2						
	80		John HILL	Peugeot 205 GTi						
Fastest Lap										
	88		Martin CAYZER	Ford Fiesta XR2i					1:28.79	8 80.24

Weather / Track:

Start Time : 12:06

Donington Park National

22 Sep 13 12:29

Clerk of Course :	Time Issued :	Chief Timekeeper : Terry Stevens
-------------------	---------------	----------------------------------

THESE RESULTS REMAIN PROVISIONAL FOR A MINIMUM OF 30 MINUTES FROM THE TIME OF ISSUE AND UNTIL ALL JUDICIAL AND TECHNICAL MATTERS HAVE BEEN SETTLED.

Results produced on HS Sports Timing and Results Systems

Lap Chart

Demon Tweeks / Yokohama Classic Stock Hatch Championship - Race 14

Lap 1		Lap 2		Lap 3		Lap 4		Lap 5		Lap 6		Lap 7		Lap 8		Lap 9		Lap 10	
No	Time	No	Time	No	Time	No	Time	No	Time	No	Time	No	Time	No	Time	No	Time	No	Time
6	1:36.38	6	3:07.37	6	4:37.09	6	6:07.63	6	7:38.87	6	9:10.30	59	10:40.64	59	12:11.71	1	13:42.50	1	15:12.45
32	1:36.94	59	3:07.72	59	4:37.49	59	6:07.92	32	7:39.02	59	9:10.32	1	10:40.91	1	12:12.19	32	13:43.60	42	15:13.89
59	1:37.38	32	3:08.34	32	4:38.57	32	6:08.10	1	7:39.79	32	9:10.90	32	10:41.37	32	12:12.44	42	13:44.04	88	15:14.83
2	1:37.75	42	3:08.98	42	4:39.24	42	6:08.63	59	7:39.81	42	9:11.31	42	10:42.66	42	12:13.05	88	13:44.73	32	15:15.23
42	1:37.99	22	3:09.35	22	4:40.25	1	6:10.52	42	7:39.84	1	9:11.35	2	10:45.64	88	12:15.20	2	13:44.74	59	15:16.05
22	1:38.27	2	3:10.11	2	4:40.87	22	6:11.61	2	7:41.97	22	9:12.01	88	10:46.41	2	12:15.63	59	13:44.78	2	15:16.11
46	1:39.95	1	3:11.33	1	4:41.21	2	6:11.97	22	7:42.04	2	9:14.39	22	10:46.88	7	12:16.61	7	13:45.97	7	15:16.44
88	1:40.04	46	3:12.80	46	4:44.50	7	6:16.29	7	7:47.12	7	9:17.24	7	10:47.04	6	12:26.03	34	14:01.69	34	15:33.41
1	1:40.59	7	3:13.33	7	4:44.81	46	6:16.74	88	7:47.90	88	9:17.28	6	10:48.14	18	12:28.69	18	14:02.13	18	15:34.25
7	1:41.44	88	3:13.91	18	4:47.32	88	6:18.46	18	7:50.91	18	9:23.57	18	10:56.38	34	12:29.23	6	14:03.00	6	15:42.58
18	1:41.76	18	3:14.95	88	4:48.37	18	6:19.13	34	7:57.82	34	9:28.42	34	10:58.46	56	12:40.98	56	14:14.64	56	15:47.76
34	1:48.96	34	3:22.78	34	4:54.86	34	6:26.56	56	8:03.80	56	9:36.13	56	11:08.33	64	12:51.50	64	14:25.74	64	15:59.11
35	1:48.97	56	3:25.53	56	4:58.66	56	6:30.97	35	8:07.63	64	9:42.30	64	11:18.34	35	12:52.79	35	14:26.74	41	16:00.01
41	1:49.63	35	3:25.90	35	4:59.53	35	6:32.66	64	8:08.59	35	9:43.16	35	11:18.82	41	12:53.12	41	14:27.14	35	16:09.27
64	1:49.67	64	3:26.75	64	5:01.00	64	6:34.27	41	8:10.89	41	9:44.80	41	11:19.54	69	13:15.81	69	14:53.11	69	16:29.72
56	1:49.75	41	3:29.30	41	5:03.83	41	6:37.31	69	8:25.62	69	9:58.72	69	11:36.93						
69	2:13.11	69	3:47.23	69	5:20.05	69	6:52.94												

Demon Tweeks / Yokohama Classic Stock Hatch Championship

LAP TIMES - Race 14

1	Damien COTTRELL										
	Lap	1	2	3	4	5	6	7	8	9	10
	1	1:40.59	1:30.74	1:29.88	1:29.31	1:29.27	1:31.56	1:29.56	1:31.28	1:30.31	1:29.95
2	Matt ROZIER										
	Lap	1	2	3	4	5	6	7	8	9	10
	1	1:37.75	1:32.36	1:30.76	1:31.10	1:30.00	1:32.42	1:31.25	1:29.99	1:29.11	1:31.37
6	Andy PHILPOTTS										
	Lap	1	2	3	4	5	6	7	8	9	10
	1	1:36.38	1:30.99	1:29.72	1:30.54	1:31.24	1:31.43	1:37.84	1:37.89	1:36.97	1:39.58
7	Derek ROZIER										
	Lap	1	2	3	4	5	6	7	8	9	10
	1	1:41.44	1:31.89	1:31.48	1:31.48	1:30.83	1:30.12	1:29.80	1:29.57	1:29.36	1:30.47
18	Michael WILLIAMSON										
	Lap	1	2	3	4	5	6	7	8	9	10
	1	1:41.76	1:33.19	1:32.37	1:31.81	1:31.78	1:32.66	1:32.81	1:32.31	1:33.44	1:32.12
22	Ryan LOWRY										
	Lap	1	2	3	4	5	6	7	8	9	10
	1	1:38.27	1:31.08	1:30.90	1:31.36	1:30.43	1:29.97	1:34.87			
32	Mervyn BECKETT										
	Lap	1	2	3	4	5	6	7	8	9	10
	1	1:36.94	1:31.40	1:30.23	1:29.53	1:30.92	1:31.88	1:30.47	1:31.07	1:31.16	1:31.63
34	Ben WARD										
	Lap	1	2	3	4	5	6	7	8	9	10
	1	1:48.96	1:33.82	1:32.08	1:31.70	1:31.26	1:30.60	1:30.04	1:30.77	1:32.46	1:31.72
35	Mark WEBSTER										
	Lap	1	2	3	4	5	6	7	8	9	10
	1	1:48.97	1:36.93	1:33.63	1:33.13	1:34.97	1:35.53	1:35.66	1:33.97	1:33.95	1:42.53
41	Alan DULY										
	Lap	1	2	3	4	5	6	7	8	9	10
	1	1:49.63	1:39.67	1:34.53	1:33.48	1:33.58	1:33.91	1:34.74	1:33.58	1:34.02	1:32.87
42	Lee SCOTT										
	Lap	1	2	3	4	5	6	7	8	9	10
	1	1:37.99	1:30.99	1:30.26	1:29.39	1:31.21	1:31.47	1:31.35	1:30.39	1:30.99	1:29.85
46	Jon PEERLESS										
	Lap	1	2	3	4	5	6	7	8	9	10
	1	1:39.95	1:32.85	1:31.70	1:32.24						
56	Philip BURDEN										
	Lap	1	2	3	4	5	6	7	8	9	10
	1	1:49.75	1:35.78	1:33.13	1:32.31	1:32.83	1:32.33	1:32.20	1:32.65	1:33.66	1:33.12

59 Daniel GIBSON

Lap	1	2	3	4	5	6	7	8	9	10
1	1:37.38	1:30.34	1:29.77	1:30.43	1:31.89	1:30.51	1:30.32	1:31.07	1:33.07	1:31.27

64 Bill PARIERA

Lap	1	2	3	4	5	6	7	8	9	10
1	1:49.67	1:37.08	1:34.25	1:33.27	1:34.32	1:33.71	1:36.04	1:33.16	1:34.24	1:33.37

69 Phil WILSON

Lap	1	2	3	4	5	6	7	8	9	10
1	2:13.11	1:34.12	1:32.82	1:32.89	1:32.68	1:33.10	1:38.21	1:38.88	1:37.30	1:36.61

88 Martin CAYZER

Lap	1	2	3	4	5	6	7	8	9	10
1	1:40.04	1:33.87	1:34.46	1:30.09	1:29.44	1:29.38	1:29.13	1:28.79	1:29.53	1:30.10