

**Croft**

**18<sup>th</sup> / 19<sup>th</sup> May 2019**

**Darlington and District Motor Club**



**S.M.A.R.T.**

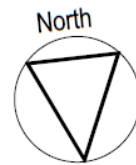
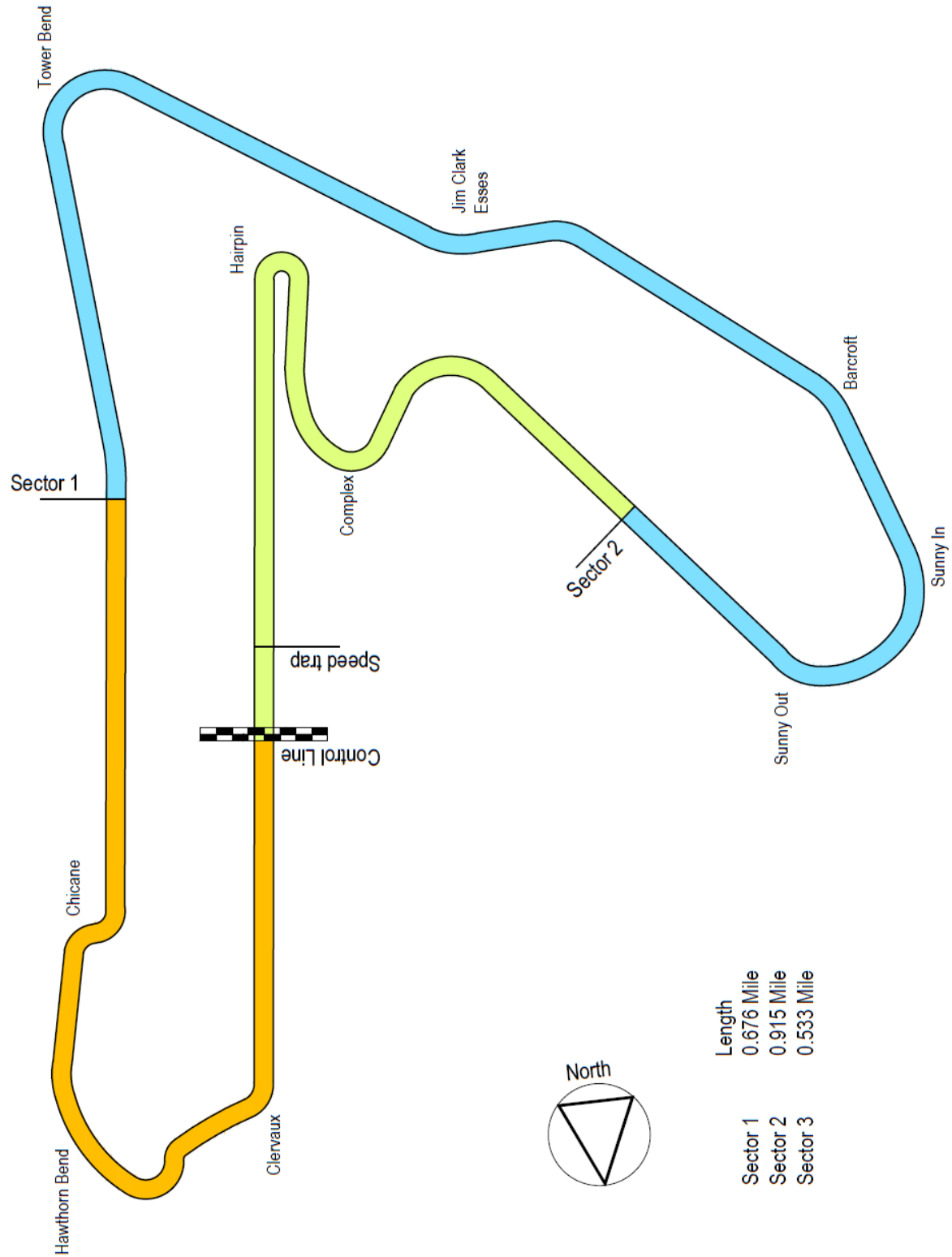

**Scottish Motorsports Automatic Race Timing**

Ravenslea, Melrose Road, Galashiels, TD1 2AT

Telephone : 01896 – 752447

# Scottish Motorsports Automatic Race Timing

Address : Ravenslea, 63 Melrose Road, Galashiels, TD1 2AT  
 Telephone : 01896 752447 Mobile : 07732 573655  
 E-Mail : davidbsharp@btinternet.com



## DDMC Saloon Car Festival

Sorted on best lap time

MG Cockshoot Cup

Croft 2.125 miles

Qualifying

18/05/2019 09:30

Practice (15:00 Time) started at 9:30:07

Pos	No.	Name	Make/Model	CC	Class Code	Laps	Best Tm	Diff	Best Speed	2nd Best
1	3	Paul R CLACKETT	MG ZS 180	1800	C	8	<b>1:46.460</b>		71.858	1:47.430
2	5	Paul WIGNALL	MG ZR	1800	A	8	<b>1:47.574</b>	1.114	71.114	1:48.432
3	4	Keith EGAR	MG Midget	1800	C	9	<b>1:47.716</b>	1.256	71.020	1:47.855
4	40	Colin STUBBS	MG ZR	1800	B	8	<b>1:47.761</b>	1.301	70.990	1:48.156
5	78	Ian WRIGHT	MG Midget	1330	A	8	<b>1:47.900</b>	1.440	70.899	1:48.357
6	48	James JOHNSON	MG ZR170	1796	B	8	<b>1:48.061</b>	1.601	70.793	1:49.242
7	69	Peter BRAMBLE	MGB Roadster	1950	C	9	<b>1:48.488</b>	2.028	70.515	1:48.682
8	47	Brian BUTLER	MGF	1800	F	9	<b>1:48.727</b>	2.267	70.360	1:49.572
9	87	Ian WHITT	MG Midget	1380	B	8	<b>1:50.315</b>	3.855	69.347	1:52.351
10	14	Phil STANDISH	MG TF	1800	C	2	<b>1:51.603</b>	5.143	68.547	
11	61	Ian COCHRANE	MG ZS 180	2497	C	8	<b>1:53.868</b>	7.408	67.183	1:54.501
12	30	Karl GREEN	MG ZS	1800	B	8	<b>1:55.157</b>	8.697	66.431	1:55.334
13	19	Chris GREENBANK	MG-F	1800	F	7	<b>1:55.986</b>	9.526	65.956	1:58.697
14	11	Michael ASHCROFT	MG ZR190	1796	C	7	<b>2:02.948</b>	16.488	62.221	2:04.446

Clerk of the Course.

Orbits

Sig : Time :

Chief Timekeeper : Ian Sharp (SMART Timing)

Results available at [www.speedhive.com](http://www.speedhive.com) and [www.smart-timing.co.uk](http://www.smart-timing.co.uk)

Printed: 18/05/2019 10:01:59



## DDMC Saloon Car Festival

### MG Cockshoot Cup

Croft 2.125 miles

### Qualifying

18/05/2019 09:30

Practice (15:00 Time) started at 9:30:07

Lap	Time of Day	Lap Tm	S1	S2	S3
<b>(3) Paul R CLACKETT</b>					
1	9:32:24.458			59.282	34.754
2	9:34:19.961	<b>1:55.503</b>	36.233	48.021	31.249
3	9:36:08.882	<b>1:48.921</b>	33.166	45.395	30.360
4	9:37:58.957	<b>1:50.075</b>	33.039	46.037	30.999
5	9:39:46.686	<b>1:47.729</b>	33.074	44.960	29.695
6	9:41:34.116	<b>1:47.430</b>	32.554	45.229	29.647
7	9:43:20.576	<b>1:46.460</b>	<b>32.430</b>	<b>44.599</b>	<b>29.431</b>
8	9:45:09.845	<b>1:49.269</b>	34.107	45.311	29.851

<b>(5) Paul WIGNALL</b>					
1	9:32:47.499			1:08.439	38.352
2	9:34:49.224	<b>2:01.725</b>	38.159	50.668	32.898
3	9:36:44.693	<b>1:55.469</b>	36.775	47.593	31.101
4	9:38:34.777	<b>1:50.084</b>	33.030	46.511	30.543
5	9:40:22.351	<b>1:47.574</b>	<b>32.815</b>	<b>44.532</b>	<b>30.227</b>
6	9:42:10.783	<b>1:48.432</b>	32.900	45.196	30.336
7	9:44:13.090	<b>2:02.307</b>	39.008	50.744	32.555
8	9:46:06.439	<b>1:53.349</b>	35.982	46.552	30.815

<b>(4) Keith EGAR</b>					
1	9:31:58.065			55.820	32.955
2	9:33:49.187	<b>1:51.122</b>	34.847	46.348	29.927
3	9:35:39.143	<b>1:49.956</b>	33.524	46.717	29.715
4	9:37:28.326	<b>1:49.183</b>	34.223	45.800	<b>29.160</b>
5	9:39:18.494	<b>1:50.168</b>	33.362	47.097	29.709
6	9:41:09.085	<b>1:50.591</b>	34.885	46.160	29.546
7	9:42:57.993	<b>1:48.908</b>	33.484	45.987	29.437
8	9:44:45.848	<b>1:47.855</b>	<b>33.098</b>	45.523	29.234
9	9:46:33.564	<b>1:47.716</b>	33.191	<b>45.250</b>	29.275

<b>(40) Colin STUBBS</b>					
1	9:32:47.704			1:08.838	37.254
2	9:34:48.590	<b>2:00.886</b>	39.390	50.384	31.112
3	9:36:43.819	<b>1:55.229</b>	36.639	47.819	30.771
4	9:38:32.355	<b>1:48.536</b>	33.417	45.677	29.442
5	9:40:20.116	<b>1:47.761</b>	33.327	<b>45.105</b>	29.329
6	9:42:08.272	<b>1:48.156</b>	32.818	46.025	<b>29.313</b>
7	9:43:58.873	<b>1:50.601</b>	<b>32.589</b>	47.666	30.346
8	9:45:47.186	<b>1:48.313</b>	33.213	45.388	29.712

<b>(78) Ian WRIGHT</b>					
1	9:32:46.655			1:08.549	38.033
2	9:34:47.817	<b>2:01.162</b>	38.350	50.656	32.156
3	9:36:46.158	<b>1:58.341</b>	38.487	48.466	31.388
4	9:38:39.955	<b>1:53.797</b>	35.223	45.828	32.746
5	9:40:38.014	<b>1:58.059</b>	38.989	47.479	31.591
6	9:42:26.974	<b>1:48.960</b>	34.135	44.698	<b>30.127</b>
7	9:44:15.331	<b>1:48.357</b>	<b>33.433</b>	44.474	30.450
8	9:46:03.231	<b>1:47.900</b>	33.486	<b>44.082</b>	30.332

<b>(48) James JOHNSON</b>					
1	9:32:45.745			1:08.527	38.119
2	9:34:51.384	<b>2:05.639</b>	38.621	55.057	31.961
3	9:36:48.535	<b>1:57.151</b>	36.146	49.671	31.334
4	9:38:40.276	<b>1:51.741</b>	34.612	46.251	30.878
5	9:40:31.543	<b>1:51.267</b>	34.981	46.009	30.277
6	9:42:21.921	<b>1:50.378</b>	34.070	46.009	30.299
7	9:44:09.982	<b>1:48.061</b>	<b>33.499</b>	<b>44.837</b>	<b>29.725</b>
8	9:45:59.224	<b>1:49.242</b>	33.882	45.187	30.173

<b>(69) Peter BRAMBLE</b>					
1	9:31:56.565			51.238	31.505
2	9:33:46.791	<b>1:50.226</b>	34.358	45.055	30.813
3	9:35:36.624	<b>1:49.833</b>	33.691	45.416	30.726

4	9:37:25.995	<b>1:49.371</b>	33.642	44.985	30.744
5	9:39:15.464	<b>1:49.469</b>	<b>33.125</b>	45.405	30.939
6	9:41:05.916	<b>1:50.452</b>	34.757	45.001	30.694
7	9:42:54.832	<b>1:48.916</b>	33.838	<b>44.539</b>	30.539
8	9:44:43.514	<b>1:48.682</b>	33.227	44.877	30.578
9	9:46:32.002	<b>1:48.488</b>	33.373	44.684	<b>30.431</b>

<b>(47) Brian BUTLER</b>					
1	9:32:00.570			51.493	32.722
2	9:33:52.685	<b>1:52.115</b>	34.917	46.656	30.542
3	9:35:44.317	<b>1:51.632</b>	34.451	47.266	29.915
4	9:37:34.451	<b>1:50.134</b>	34.067	46.651	29.416
5	9:39:24.023	<b>1:49.572</b>	33.659	46.150	29.763
6	9:41:15.359	<b>1:51.336</b>	33.466	47.670	30.200
7	9:43:06.137	<b>1:50.778</b>	33.751	46.536	30.491
8	9:44:55.715	<b>1:49.578</b>	33.438	46.298	29.842
9	9:46:44.442	<b>1:48.727</b>	<b>33.424</b>	<b>46.069</b>	<b>29.234</b>

<b>(87) Ian WHITT</b>					
1	9:32:02.074			54.436	34.625
2	9:33:58.480	<b>1:56.406</b>	36.392	48.241	31.773
3	9:35:53.026	<b>1:54.546</b>	35.223	48.009	31.314
4	9:37:46.086	<b>1:53.060</b>	34.964	46.821	31.275
5	9:39:39.723	<b>1:53.637</b>	34.946	46.799	31.892
6	9:41:32.074	<b>1:52.351</b>	34.431	46.492	31.428
7	9:43:25.498	<b>1:53.424</b>	35.245	47.029	31.150
8	9:45:15.813	<b>1:50.315</b>	<b>33.949</b>	<b>45.664</b>	<b>30.702</b>

<b>(14) Phil STANDISH</b>					
1	9:31:51.833			50.846	31.292
2	9:33:43.436	<b>1:51.603</b>	35.351	<b>45.440</b>	<b>30.812</b>

<b>(61) Ian COCHRANE</b>					
1	9:32:51.980			1:06.406	39.743
2	9:34:56.492	<b>2:04.512</b>	40.287	51.674	32.551
3	9:36:54.888	<b>1:58.396</b>	37.562	49.625	31.209
4	9:38:50.694	<b>1:55.806</b>	36.163	48.362	31.281
5	9:40:46.573	<b>1:55.879</b>	35.872	48.568	31.439
6	9:42:41.564	<b>1:54.991</b>	35.628	48.399	<b>30.964</b>
7	9:44:36.065	<b>1:54.501</b>	35.664	47.533	31.304
8	9:46:29.933	<b>1:53.868</b>	<b>35.368</b>	<b>47.226</b>	31.274

<b>(30) Karl GREEN</b>					
1	9:32:23.979			59.951	35.082
2	9:34:22.662	<b>1:58.683</b>	38.669	48.475	31.539
3	9:36:17.819	<b>1:55.157</b>	35.470	48.038	31.649
4	9:38:13.398	<b>1:55.579</b>	35.933	48.399	31.247
5	9:40:08.732	<b>1:55.334</b>	36.188	48.009	31.137
6	9:42:04.548	<b>1:55.816</b>	35.468	49.228	<b>31.120</b>
7	9:43:59.890	<b>1:55.342</b>	35.667	47.989	31.686
p8	9:45:57.926	<b>1:58.036</b>	<b>33.980</b>	<b>45.842</b>	

<b>(19) Chris GREENBANK</b>					
1	9:32:49.888			1:08.156	38.839
2	9:35:05.482	<b>2:15.594</b>	42.336	58.798	34.460
3	9:37:11.078	<b>2:05.596</b>	40.371	53.283	31.942
4	9:39:13.980	<b>2:02.902</b>	38.291	52.096	32.515
5	9:41:16.729	<b>2:02.749</b>	40.154	50.716	31.879
6	9:43:15.426	<b>1:58.697</b>	36.277	51.299	<b>31.121</b>
7	9:45:11.412	<b>1:55.986</b>	<b>35.640</b>	<b>49.023</b>	31.323

<b>(11) Michael ASHCROFT</b>					
1	9:32:45.790			1:08.657	39.001
2	9:35:04.477	<b>2:18.687</b>	45.984	58.488	34.215
3	9:37:14.689	<b>2:10.212</b>	41.672	55.016	33.524
4	9:39:23.969	<b>2:09.280</b>	39.894	54.525	34.861

Clerk of the Course.

Sig : Time :

Chief Timekeeper : Ian Sharp (SMART Timing)

Results available at [www.speedhive.com](http://www.speedhive.com) and [www.smart-timing.co.uk](http://www.smart-timing.co.uk)

Orbits



## DDMC Saloon Car Festival

MG Cockshoot Cup

Croft 2.125 miles

Qualifying

18/05/2019 09:30

Practice (15:00 Time) started at 9:30:07

Lap	Time of Day	Lap Tm	S1	S2	S3	Lap	Time of Day	Lap Tm	S1	S2	S3
5	9:41:33.509	<b>2:09.540</b>	40.745	54.597	34.198						
6	9:43:37.955	<b>2:04.446</b>	39.382	53.040	<b>32.024</b>						
7	9:45:40.903	<b>2:02.948</b>	<b>38.160</b>	<b>52.183</b>	32.605						

Clerk of the Course.

Orbits

Sig : Time :

Chief Timekeeper : Ian Sharp (SMART Timing)

Results available at [www.speedhive.com](http://www.speedhive.com) and [www.smart-timing.co.uk](http://www.smart-timing.co.uk)

Printed: 18/05/2019 10:03:13



## DDMC Saloon Car Festival


MG Cockshoot Cup

Croft 2.125 miles

Race 1 - 1st Race

18/05/2019 11:30

Race (20:00 Time)



POLE POSITION

<b>2</b>
5 Paul WIGNALL 1:47.574
<b>4</b>
40 Colin STUBBS 1:47.761
<b>6</b>
48 James JOHNSON 1:48.061
<b>8</b>
47 Brian BUTLER 1:48.727
<b>10</b>
14 Phil STANDISH 1:51.603
<b>12</b>
30 Karl GREEN 1:55.157
<b>14</b>
11 Michael ASHCROFT 2:02.948

<b>1</b>
3 Paul R CLACKETT 1:46.460
<b>3</b>
4 Keith EGAR 1:47.716
<b>5</b>
78 Ian WRIGHT 1:47.900
<b>7</b>
69 Peter BRAMBLE 1:48.488
<b>9</b>
87 Ian WHITT 1:50.315
<b>11</b>
61 Ian COCHRANE 1:53.868
<b>13</b>
19 Chris GREENBANK 1:55.986

**1**  
**2**  
**3**  
**4**  
**5**  
**6**  
**7**

Clerk of the Course.

Orbits

Sig :                      Time :  
Chief Timekeeper : Ian Sharp (SMART Timing)  
Results available at [www.speedhive.com](http://www.speedhive.com) and [www.smart-timing.co.uk](http://www.smart-timing.co.uk)



## DDMC Saloon Car Festival

Sorted on best lap time

Fun Cup

Croft 2.125 miles

Qualifying

18/05/2019 09:50

Practice (45:00 Time) started at 9:55:12

Pos	No.	Team	Make/Model	CC	Class Code	Laps	Best Tm	Diff	Best Speed	2nd Best
1	214	RAW Motorsports	Fun Cup	1800	FC	16	1:38.292		77.829	1:38.490
2	107	IF Motorsport	Fun Cup	1800	FC	21	1:38.511	0.219	77.656	1:39.783
3	97	JPR - GT Radial	Fun Cup	1800	FC	19	1:38.911	0.619	77.342	1:44.228
4	249	Team 7 Car 249	Fun Cup	1800	FC	23	1:38.982	0.690	77.287	1:39.109
5	104	Team Kennedy 104	Fun Cup	1800	FC	18	1:39.390	1.098	76.970	1:40.131
6	170	Truman's	Fun Cup	1800	FC	21	1:39.423	1.131	76.944	1:40.051
7	207	TheTrack.life	Fun Cup	1800	FC	24	1:39.697	1.405	76.732	1:40.467
8	221	Despatchbay.com	Fun Cup	1800	FC	23	1:40.055	1.763	76.458	1:40.366
9	110	Viking Self-Storage	Fun Cup	1800	FC	19	1:40.111	1.819	76.415	1:42.274
10	111	GCI Racing	Fun Cup	1800	FC	22	1:40.138	1.846	76.395	1:41.229
11	171	Agua Caliente	Fun Cup	1800	FC	22	1:40.287	1.995	76.281	1:40.895
12	220	Apollo Motorsports 220	Fun Cup	1800	FC	20	1:40.438	2.146	76.166	1:41.314
13	125	Greensall Motorsport	Fun Cup	1800	FC	25	1:40.474	2.182	76.139	1:40.569
14	222	Crossacre	Fun Cup	1800	FC	22	1:40.866	2.574	75.843	1:41.098
15	1	2 Rent Dominos	Fun Cup	1800	FC	13	1:41.130	2.838	75.645	1:42.178
16	195	Team 7 : Fun Bikes	Fun Cup	1800	FC	19	1:41.430	3.138	75.421	1:42.967
17	212	FNS	Fun Cup	1800	FC	20	1:41.547	3.255	75.335	1:41.717
18	146	JPR PLR Racing	Fun Cup	1800	FC	13	1:41.782	3.490	75.161	1:42.155
19	49	TFL Racing	Fun Cup	1800	FC	24	1:42.947	4.655	74.310	1:43.283
20	267	Axiometrics	Fun Cup	1800	FC	22	1:43.699	5.407	73.771	1:45.405
21	99	JPR Alpha Racing	Fun Cup	1800	FC	21	1:44.373	6.081	73.295	1:44.971
22	188	TFL Racing	Fun Cup	1800	FC	23	1:44.919	6.627	72.913	1:45.556
23	225	JPR - Uvio	Fun Cup	1800	FC	9	1:46.036	7.744	72.145	1:46.334
24	61	PT Motorsport	Fun Cup	1800	FC	10	1:46.327	8.035	71.948	1:47.742
25	251	Team 7 Hawthorns	Fun Cup	1800	FC	16	1:47.613	9.321	71.088	1:48.513

Clerk of the Course.

Orbits

Sig :

Time :

Chief Timekeeper : Ian Sharp (SMART Timing)

Results available at [www.speedhive.com](http://www.speedhive.com) and [www.smart-timing.co.uk](http://www.smart-timing.co.uk)

Printed: 18/05/2019 12:33:40





## DDMC Saloon Car Festival

Fun Cup

Croft 2.125 miles

Qualifying

18/05/2019 09:50

Practice (45:00 Time) started at 9:55:12

Lap	Time of Day	Lap Tm	S1	S2	S3	Lap	Time of Day	Lap Tm	S1	S2	S3
(214) Alex MacLEOD / Paul RIVETT						3	10:01:05.837	<b>1:49.633</b>	34.287	45.878	29.468
1	9:57:42.419				30.882	4	10:02:52.266	<b>1:46.429</b>	33.110	43.578	29.741
2	9:59:35.455	<b>1:53.036</b>	35.655	47.356	30.025	p5	10:04:36.835	<b>1:44.569</b>	33.103	44.494	
3	10:01:28.576	<b>1:53.121</b>	34.056	48.622	30.443	6	10:08:13.342	<b>3:36.507</b>		48.269	32.496
p4	10:03:17.752	<b>1:49.176</b>	32.875	45.452		7	10:10:05.757	<b>1:52.415</b>	34.252	45.653	32.510
5	10:20:11.228	<b>16:53.476</b>		45.145	29.462	8	10:11:55.314	<b>1:49.557</b>	33.872	45.979	29.706
6	10:21:56.901	<b>1:45.673</b>	32.502	43.556	29.615	9	10:13:42.024	<b>1:46.710</b>	32.667	44.434	29.609
7	10:23:42.343	<b>1:45.442</b>	31.875	44.323	29.244	p10	10:15:25.907	<b>1:43.883</b>	32.142	43.320	
8	10:25:26.122	<b>1:43.779</b>	31.600	42.538	29.641	11	10:18:49.734	<b>3:23.827</b>		42.158	28.913
p9	10:27:45.726	<b>2:19.604</b>	31.773	1:20.747		12	10:20:31.795	<b>1:42.061</b>	30.663	42.715	28.683
10	10:30:46.714	<b>3:00.988</b>		41.947	28.318	13	10:22:11.465	<b>1:39.670</b>	30.663	41.159	27.848
11	10:32:26.951	<b>1:40.237</b>	30.721	40.691	28.825	14	10:23:54.482	<b>1:43.017</b>	30.521	43.154	29.342
12	10:34:06.396	<b>1:39.445</b>	30.778	40.698	27.969	15	10:25:34.108	<b>1:39.626</b>	30.638	<b>40.844</b>	28.144
13	10:35:45.026	<b>1:38.630</b>	30.522	40.664	27.444	16	10:27:13.090	<b>1:38.982</b>	<b>30.486</b>	40.885	27.611
14	10:37:23.318	<b>1:38.292</b>	30.417	<b>40.607</b>	27.268	p17	10:28:51.980	<b>1:38.890</b>	30.924	41.706	
15	10:39:02.723	<b>1:39.405</b>	<b>30.276</b>	41.095	28.034	p18	10:32:13.408	<b>3:21.428</b>		41.592	
16	10:40:41.213	<b>1:38.490</b>	30.522	40.821	<b>27.147</b>	19	10:34:38.406	<b>2:24.998</b>		41.712	28.237
(107) Andrew DUNN / Allan DALLAS						20	10:36:34.265	<b>1:55.859</b>	31.198	56.090	28.571
1	9:57:13.922			50.418	31.739	21	10:38:15.011	<b>1:40.746</b>	30.933	41.389	28.424
2	9:59:05.995	<b>1:52.073</b>	35.084	46.914	30.075	22	10:39:54.120	<b>1:39.109</b>	30.621	41.097	<b>27.391</b>
3	10:00:53.573	<b>1:47.578</b>	32.882	44.821	29.875	p23	10:41:33.750	<b>1:39.630</b>	30.510	41.408	
p4	10:02:34.386	<b>1:40.813</b>	32.226	42.938		(104) Rob CROYDON / Charlie KENNEDY					
5	10:06:07.414	<b>3:33.028</b>		49.328	30.910	1	9:57:24.671			46.787	31.101
6	10:07:58.917	<b>1:51.503</b>	33.894	47.517	30.092	2	9:59:16.254	<b>1:51.583</b>	34.220	46.965	30.398
7	10:09:52.665	<b>1:53.748</b>	35.041	47.170	31.537	3	10:01:04.811	<b>1:48.557</b>	33.539	44.962	30.056
p8	10:11:43.124	<b>1:50.459</b>	34.334	47.253		4	10:02:51.692	<b>1:46.881</b>	32.841	44.265	29.775
9	10:14:58.163	<b>3:15.039</b>		44.067	29.911	5	10:04:40.046	<b>1:48.354</b>	34.322	44.216	29.816
10	10:16:40.766	<b>1:42.603</b>	31.023	42.747	28.833	6	10:06:29.174	<b>1:49.128</b>	32.358	47.028	29.742
11	10:18:21.907	<b>1:41.141</b>	30.633	42.226	28.282	7	10:08:15.102	<b>1:45.928</b>	32.191	44.168	29.569
p12	10:20:26.728	<b>2:04.821</b>	31.422	1:04.661		8	10:10:04.008	<b>1:48.906</b>	32.768	45.756	30.382
13	10:23:57.164	<b>3:30.436</b>		47.793	29.625	9	10:11:50.322	<b>1:46.314</b>	32.286	44.078	29.950
14	10:25:41.135	<b>1:43.971</b>	32.202	42.972	28.797	p10	10:13:33.027	<b>1:42.705</b>	31.835	43.873	
15	10:27:23.461	<b>1:42.326</b>	31.608	42.437	28.281	11	10:16:27.293	<b>2:54.266</b>		43.857	29.684
16	10:29:05.216	<b>1:41.755</b>	31.422	41.515	28.818	12	10:18:08.673	<b>1:41.380</b>	30.756	41.477	29.147
p17	10:30:43.981	<b>1:38.765</b>	31.176	41.141		13	10:19:49.076	<b>1:40.403</b>	30.442	41.371	28.590
18	10:34:00.745	<b>3:16.764</b>		41.468	28.033	14	10:21:29.641	<b>1:40.565</b>	30.561	41.050	28.954
19	10:35:39.256	<b>1:38.511</b>	30.619	<b>40.595</b>	<b>27.297</b>	15	10:23:09.775	<b>1:40.134</b>	30.532	41.174	28.428
20	10:37:19.039	<b>1:39.783</b>	<b>30.450</b>	40.630	28.703	16	10:24:49.906	<b>1:40.131</b>	30.632	41.262	28.237
p21	10:38:55.095	<b>1:36.056</b>	30.762	40.766		17	10:26:29.296	<b>1:39.390</b>	30.256	<b>40.912</b>	<b>28.222</b>
(97) Ellis HADLEY / Stuart OLIVER / Martin GIBSON						p18	10:28:08.003	<b>1:38.707</b>	<b>30.219</b>	41.046	
1	9:57:02.130			48.528	29.826	(170) KINGSWORTH / BRICKNELL / HOAD / WEBB					
2	9:58:51.649	<b>1:49.519</b>	33.840	45.036	30.643	1	9:57:16.234			47.169	29.510
3	10:00:38.497	<b>1:46.848</b>	33.031	44.588	29.229	2	9:59:03.572	<b>1:47.338</b>	32.911	45.400	29.027
4	10:02:25.090	<b>1:46.593</b>	33.153	44.268	29.172	3	10:00:47.663	<b>1:44.091</b>	32.513	43.130	28.448
p5	10:04:09.986	<b>1:44.896</b>	32.970	44.170		4	10:02:31.670	<b>1:44.007</b>	32.361	42.855	28.791
6	10:07:01.468	<b>2:51.482</b>		45.124	29.691	5	10:04:15.140	<b>1:43.470</b>	31.738	42.772	28.960
7	10:08:49.559	<b>1:48.091</b>	32.712	44.904	30.475	p6	10:05:55.988	<b>1:40.848</b>	31.689	42.849	
8	10:10:36.228	<b>1:46.669</b>	32.178	44.480	30.011	7	10:11:04.653	<b>5:08.665</b>		46.214	30.504
9	10:12:22.409	<b>1:46.181</b>	32.635	44.208	29.338	8	10:12:52.949	<b>1:48.296</b>	33.453	44.714	30.129
p10	10:14:08.124	<b>1:45.715</b>	33.075	44.522		9	10:14:38.982	<b>1:46.033</b>	32.236	44.281	29.516
11	10:17:01.765	<b>2:53.641</b>		45.612	30.025	10	10:16:24.570	<b>1:45.588</b>	32.381	43.847	29.360
12	10:18:47.683	<b>1:45.918</b>	31.798	44.451	29.669	11	10:18:08.361	<b>1:43.791</b>	31.860	42.739	29.192
13	10:20:33.873	<b>1:46.190</b>	32.209	44.352	29.629	12	10:19:51.839	<b>1:43.478</b>	32.194	42.141	29.143
14	10:22:18.101	<b>1:44.228</b>	32.065	42.814	29.349	p13	10:21:48.988	<b>1:57.149</b>	36.532	49.715	
15	10:24:03.704	<b>1:45.603</b>	32.381	43.749	29.473	14	10:24:08.789	<b>2:19.801</b>		40.815	28.531
p16	10:25:51.725	<b>1:48.021</b>	32.594	45.167		15	10:25:50.346	<b>1:41.557</b>	<b>30.037</b>	42.658	28.862
17	10:29:22.742	<b>3:31.017</b>		41.228	27.870	16	10:27:29.769	<b>1:39.423</b>	30.205	<b>40.813</b>	28.405
18	10:31:01.653	<b>1:38.911</b>	<b>30.522</b>	<b>40.735</b>	<b>27.654</b>	p17	10:29:10.038	<b>1:40.269</b>	31.448	42.010	
p19	10:32:38.233	<b>1:36.580</b>	30.579	40.766		18	10:31:27.456	<b>2:17.418</b>		42.014	29.170
(249) Rory BROWN / Alan BROWN Sam BROWN						19	10:33:08.893	<b>1:41.437</b>	31.401	41.503	28.533
1	9:57:24.028			48.475	31.764	20	10:34:48.944	<b>1:40.051</b>	30.850	41.104	<b>28.097</b>
2	9:59:16.204	<b>1:52.176</b>	34.431	47.175	30.570	p21	10:36:37.659	<b>1:48.715</b>	32.982	46.673	
(207) Gary BATE / Simon SMITH											

Clerk of the Course.

Sig : Time :

Chief Timekeeper : Ian Sharp (SMART Timing)

Results available at [www.speedhive.com](http://www.speedhive.com) and [www.smart-timing.co.uk](http://www.smart-timing.co.uk)

Printed: 18/05/2019 12:35:10

Orbits





## DDMC Saloon Car Festival

Fun Cup

Croft 2.125 miles

Qualifying

18/05/2019 09:50

Practice (45:00 Time) started at 9:55:12

Lap	Time of Day	Lap Tm	S1	S2	S3	Lap	Time of Day	Lap Tm	S1	S2	S3
1	9:57:52.496			51.266	31.052	16	10:25:49.304	<b>1:42.516</b>	<b>30.594</b>	43.878	<b>28.044</b>
2	9:59:47.759	<b>1:55.263</b>	35.323	49.141	30.799	17	10:27:29.415	<b>1:40.111</b>	30.639		
3	10:01:39.885	<b>1:52.126</b>	34.172	47.818	30.136	18	10:29:12.235	<b>1:42.820</b>	31.634		
4	10:03:34.206	<b>1:54.321</b>	35.238	47.914	31.169	p19	10:30:50.565	<b>1:38.330</b>	30.834		
p5	10:05:27.436	<b>1:53.230</b>	35.435	48.978		(111) Craig BUTTERWORTH / Ian WOOD / Grahame BUTTERWORTH					
6	10:09:20.476	<b>3:53.040</b>		50.347	30.997	1	9:57:22.386			50.818	31.269
7	10:11:11.117	<b>1:50.641</b>	34.150	46.324	30.167	2	9:59:11.844	<b>1:49.458</b>	34.245	45.110	30.103
8	10:12:59.420	<b>1:48.303</b>	33.471	45.223	29.609	3	10:01:01.303	<b>1:49.459</b>	34.772	45.042	29.645
9	10:14:45.825	<b>1:46.405</b>	32.745	44.333	29.327	4	10:02:48.686	<b>1:47.383</b>	33.315	44.102	29.966
10	10:16:31.691	<b>1:45.866</b>	32.863	43.773	29.230	5	10:04:34.698	<b>1:46.012</b>	33.318	43.429	29.265
11	10:18:15.739	<b>1:44.048</b>	31.844	43.209	28.995	6	10:06:20.014	<b>1:45.316</b>	32.618	43.419	29.279
12	10:20:01.097	<b>1:45.358</b>	31.447	43.738	30.173	p7	10:08:07.533	<b>1:47.519</b>	32.882	48.023	
p13	10:21:45.149	<b>1:44.052</b>	31.813	44.586		8	10:11:56.624	<b>3:49.091</b>		46.415	30.907
14	10:24:35.726	<b>2:50.577</b>		44.623	28.699	9	10:13:43.211	<b>1:46.587</b>	32.336	44.058	30.193
15	10:26:19.988	<b>1:44.262</b>	32.417	43.423	28.422	10	10:15:28.030	<b>1:44.819</b>	32.096	43.449	29.274
16	10:28:02.887	<b>1:42.899</b>	31.505	42.270	29.124	11	10:17:13.244	<b>1:45.214</b>	32.502	43.132	29.580
17	10:29:45.381	<b>1:42.494</b>	31.686	42.124	28.684	12	10:18:58.062	<b>1:44.818</b>	32.324	43.714	28.780
18	10:31:27.870	<b>1:42.489</b>	31.303	42.152	29.034	13	10:20:39.819	<b>1:41.757</b>	30.980	42.257	28.520
19	10:33:09.661	<b>1:41.791</b>	31.220	41.947	28.624	14	10:22:21.048	<b>1:41.229</b>	<b>30.721</b>	41.517	28.991
20	10:34:50.496	<b>1:40.835</b>	30.821	41.713	28.301	15	10:24:07.605	<b>1:46.557</b>	30.767	43.630	32.160
21	10:36:31.763	<b>1:41.267</b>	31.038	41.816	28.413	16	10:25:51.350	<b>1:43.745</b>	30.851	43.868	29.026
22	10:38:12.414	<b>1:40.651</b>	31.116	41.523	28.012	p17	10:27:30.805	<b>1:39.455</b>	31.208	42.402	
23	10:39:52.881	<b>1:40.467</b>	30.988	41.800	<b>27.679</b>	18	10:30:12.550	<b>2:41.745</b>		41.495	28.383
24	10:41:32.578	<b>1:39.697</b>	<b>30.709</b>	<b>41.223</b>	27.765	19	10:31:52.688	<b>1:40.138</b>	31.010	<b>41.047</b>	<b>28.081</b>
(221) Andy BICKNELL / Harry MAILER / Riley PHILLIPS											
1	9:57:30.492			46.058	30.003	p20	10:33:30.377	<b>1:37.689</b>	31.138	41.464	
2	9:59:17.751	<b>1:47.259</b>	33.644	44.436	29.179	p21	10:36:03.720	<b>2:33.343</b>		41.935	
3	10:01:04.539	<b>1:46.788</b>	32.942	44.791	29.055	p22	10:38:49.102	<b>2:45.382</b>		41.762	
p4	10:02:46.082	<b>1:41.543</b>	32.246	43.360		(171) Derek BASHAM / Rob PERRY					
5	10:06:11.380	<b>3:25.298</b>		45.062	29.246	1	9:57:44.471			48.918	31.347
6	10:07:59.403	<b>1:48.023</b>	32.592	45.688	29.743	2	9:59:39.822	<b>1:55.351</b>	34.449	48.628	32.274
7	10:09:45.855	<b>1:46.452</b>	32.892	44.749	28.811	3	10:01:27.613	<b>1:47.791</b>	33.085	44.848	29.858
8	10:11:30.554	<b>1:44.699</b>	32.035	43.955	28.709	4	10:03:18.268	<b>1:50.655</b>	32.428	47.338	30.889
p9	10:13:11.508	<b>1:40.954</b>	31.465	43.447		p5	10:05:06.906	<b>1:48.638</b>	33.816	45.604	
10	10:16:02.300	<b>2:50.792</b>		43.142	29.182	6	10:08:22.450	<b>3:15.544</b>		45.011	29.914
11	10:17:44.455	<b>1:42.155</b>	31.209	42.503	28.443	7	10:10:12.075	<b>1:49.625</b>	32.723	46.794	30.108
12	10:19:25.600	<b>1:41.145</b>	30.848	42.055	28.242	8	10:12:00.476	<b>1:48.401</b>	32.273	45.211	30.917
13	10:21:07.482	<b>1:41.882</b>	30.906	42.173	28.803	p9	10:13:48.957	<b>1:48.481</b>	32.628	45.824	
p14	10:22:45.353	<b>1:37.871</b>	31.904	41.576		10	10:17:07.374	<b>3:18.417</b>		44.523	29.266
15	10:26:03.086	<b>3:17.733</b>		42.602	29.176	11	10:18:51.853	<b>1:44.479</b>	32.102	43.527	28.850
16	10:27:46.873	<b>1:43.787</b>	31.282	43.289	29.216	12	10:20:36.503	<b>1:44.650</b>	32.400	43.509	28.741
17	10:29:28.174	<b>1:41.301</b>	31.155	41.615	28.531	13	10:22:19.514	<b>1:43.011</b>	31.700	42.661	28.650
18	10:31:10.012	<b>1:41.838</b>	30.896	41.467	29.475	p14	10:24:02.802	<b>1:43.288</b>	31.486	43.616	
19	10:32:51.121	<b>1:41.109</b>	31.068	41.403	28.638	15	10:27:19.130	<b>3:16.328</b>		42.227	28.249
20	10:34:31.487	<b>1:40.366</b>	30.725	41.252	28.389	16	10:29:01.421	<b>1:42.291</b>	31.279	42.566	28.446
21	10:36:11.542	<b>1:40.055</b>	30.948	<b>40.990</b>	<b>28.117</b>	17	10:30:44.255	<b>1:42.834</b>	32.092	42.266	28.476
22	10:37:52.383	<b>1:40.841</b>	<b>30.703</b>	41.215	28.923	18	10:32:26.756	<b>1:42.501</b>	31.300	42.286	28.915
p23	10:39:30.137	<b>1:37.754</b>	31.732	41.229		19	10:34:08.408	<b>1:41.652</b>	31.974	41.622	28.056
(110) Mark HOLME / Nick NUNN											
1	9:57:08.312			48.062	30.695	20	10:35:48.695	<b>1:40.287</b>	<b>30.816</b>	<b>41.306</b>	28.165
2	9:58:57.827	<b>1:49.515</b>	34.131			21	10:37:29.590	<b>1:40.895</b>	31.097	41.754	<b>28.044</b>
3	10:00:46.774	<b>1:48.947</b>	33.456	46.148	29.343	p22	10:39:09.889	<b>1:40.299</b>	31.396	42.466	
4	10:02:34.359	<b>1:47.585</b>	33.413			(220) Zoe WENHAM / Ryan BURKE / Guy WENHAM					
5	10:04:21.543	<b>1:47.184</b>	33.826			1	9:57:45.112			48.900	30.550
6	10:06:07.957	<b>1:46.414</b>	33.144	43.992	29.278	2	9:59:42.709	<b>1:57.597</b>	34.371	48.660	34.566
p7	10:07:57.416	<b>1:49.459</b>	33.611			3	10:01:31.326	<b>1:48.617</b>	34.130	45.601	28.886
8	10:10:45.634	<b>2:48.218</b>		44.886	29.222	4	10:03:18.292	<b>1:46.966</b>	33.334	43.415	30.217
9	10:12:29.472	<b>1:43.838</b>	31.614	43.649	28.575	5	10:05:04.388	<b>1:46.096</b>	33.576	42.774	29.746
10	10:14:16.049	<b>1:46.577</b>	31.348	44.410	30.819	p6	10:06:45.815	<b>1:41.427</b>	32.045	43.476	
11	10:16:09.902	<b>1:53.853</b>	32.317	42.951	38.585	7	10:09:56.129	<b>3:10.314</b>		46.458	30.427
12	10:17:54.949	<b>1:45.047</b>	31.411	44.302	29.334	8	10:11:45.628	<b>1:49.499</b>	32.604	45.941	30.954
13	10:19:37.223	<b>1:42.274</b>	31.174	42.555	28.545	9	10:13:33.250	<b>1:47.622</b>	33.403	44.681	29.538
p14	10:21:16.188	<b>1:38.965</b>	30.889	<b>42.096</b>		10	10:15:18.722	<b>1:45.472</b>	32.043	44.142	29.287
15	10:24:06.788	<b>2:50.600</b>			3:16.580	11	10:17:02.797	<b>1:44.075</b>	31.647	43.175	29.253
						p12	10:18:47.741	<b>1:44.944</b>	31.291	46.447	

Clerk of the Course.

Sig : Time :

Chief Timekeeper : Ian Sharp (SMART Timing)

Results available at [www.speedhive.com](http://www.speedhive.com) and [www.smart-timing.co.uk](http://www.smart-timing.co.uk)

Printed: 18/05/2019 12:35:10

Orbits



## DDMC Saloon Car Festival

Fun Cup

Croft 2.125 miles

Qualifying

18/05/2019 09:50

Practice (45:00 Time) started at 9:55:12

Lap	Time of Day	Lap Tm	S1	S2	S3	Lap	Time of Day	Lap Tm	S1	S2	S3
13	10:21:39.613	<b>2:51.872</b>		44.979	29.342	p6	10:06:00.779	<b>1:42.237</b>	31.343	42.975	
14	10:23:25.031	<b>1:45.418</b>	31.818	44.342	29.258	7	10:09:01.057	<b>3:00.278</b>		44.758	29.143
15	10:25:13.240	<b>1:48.209</b>	31.890	44.045	32.274	8	10:10:44.200	<b>1:43.143</b>	31.000	43.350	28.793
16	10:26:59.981	<b>1:46.741</b>	31.417	45.064	30.260	9	10:12:27.239	<b>1:43.039</b>	30.664	43.167	29.208
17	10:28:41.295	<b>1:41.314</b>	31.109	41.531	28.674	10	10:14:10.952	<b>1:43.713</b>	31.429	42.730	29.554
18	10:30:28.573	<b>1:47.278</b>	34.160	44.540	28.578	11	10:15:53.130	<b>1:42.178</b>	30.998	42.389	28.791
19	10:32:09.011	<b>1:40.438</b>	<b>30.891</b>	<b>41.302</b>	<b>28.245</b>	12	10:17:34.260	<b>1:41.130</b>	<b>30.630</b>	<b>42.068</b>	<b>28.432</b>
p20	10:33:49.280	<b>1:40.269</b>	32.300	42.785		p13	10:19:21.582	<b>1:47.322</b>	35.425	44.952	

(125) Paul LEWIS / Ryan LEWIS

1	9:57:43.684		50.887	31.285	
2	9:59:36.896	<b>1:53.212</b>	35.157	47.291	30.764
3	10:01:25.288	<b>1:48.392</b>	33.476	45.669	29.247
4	10:03:11.787	<b>1:46.499</b>	33.192	43.888	29.419
5	10:04:59.338	<b>1:47.551</b>	33.143	45.181	29.227
6	10:06:45.354	<b>1:46.016</b>	33.103	43.606	29.307
7	10:08:30.987	<b>1:45.633</b>	32.499	43.873	29.261
8	10:10:16.333	<b>1:45.346</b>	32.395	43.757	29.194
9	10:12:01.687	<b>1:45.354</b>	31.872	43.209	30.273
10	10:13:49.367	<b>1:47.680</b>	31.825	45.820	30.035
11	10:15:33.912	<b>1:44.545</b>	31.606	43.864	29.075
12	10:17:16.179	<b>1:42.267</b>	31.432	42.054	28.781
p13	10:18:58.632	<b>1:42.453</b>	31.441	43.712	
14	10:22:03.660	<b>3:05.028</b>		42.162	29.219
15	10:23:46.122	<b>1:42.462</b>	31.718	41.399	29.345
16	10:25:28.079	<b>1:41.957</b>	31.061	41.753	29.143
17	10:27:10.927	<b>1:42.848</b>	30.960	43.028	28.860
18	10:28:52.209	<b>1:41.282</b>	31.445	41.363	28.474
19	10:30:33.341	<b>1:41.132</b>	31.096	41.568	28.468
20	10:32:15.108	<b>1:41.767</b>	31.293	41.684	28.790
21	10:33:55.853	<b>1:40.745</b>	30.925	41.209	28.611
22	10:35:36.422	<b>1:40.569</b>	30.964	41.253	28.352
23	10:37:18.859	<b>1:42.437</b>	<b>30.798</b>	42.861	28.778
24	10:38:59.333	<b>1:40.474</b>	31.462	<b>40.815</b>	28.197
25	10:40:40.070	<b>1:40.737</b>	30.901	41.854	<b>27.982</b>

(195) Edward BRIDLE / Christopher BRIDLE / Jon KING

1	9:57:23.058		52.174	31.895	
2	9:59:17.008	<b>1:53.950</b>	34.736	47.791	31.423
3	10:01:06.882	<b>1:49.874</b>	35.206	45.037	29.631
4	10:02:53.222	<b>1:46.340</b>	33.230	44.049	29.061
5	10:04:40.472	<b>1:47.250</b>	33.662	43.709	29.879
6	10:06:29.604	<b>1:49.132</b>	32.912	46.385	29.835
7	10:08:15.504	<b>1:45.900</b>	32.406	44.085	29.409
p8	10:10:01.688	<b>1:46.184</b>	33.474	45.528	
9	10:13:21.447	<b>3:19.759</b>		45.754	29.854
10	10:15:06.333	<b>1:44.886</b>	32.035	43.367	29.484
11	10:16:50.046	<b>1:43.713</b>	31.389	43.190	29.134
12	10:18:33.790	<b>1:43.744</b>	31.560	42.990	29.194
p13	10:20:13.743	<b>1:39.953</b>	31.130	42.945	
14	10:23:43.721	<b>3:29.978</b>		46.055	29.786
15	10:25:27.596	<b>1:43.875</b>	31.755	42.983	29.137
16	10:27:10.563	<b>1:42.967</b>	<b>30.988</b>	43.019	28.960
17	10:28:53.622	<b>1:43.059</b>	31.731	42.250	29.078
18	10:30:35.052	<b>1:41.430</b>	31.040	<b>41.687</b>	<b>28.703</b>
p19	10:32:17.372	<b>1:42.320</b>	31.783	43.426	

(212) Steve WALTON / Greg EVANS

1	9:57:14.654		50.515	31.798	
2	9:59:04.232	<b>1:49.578</b>	34.354	46.036	29.188
3	10:00:52.859	<b>1:48.627</b>	32.826	45.987	29.814
4	10:02:39.504	<b>1:46.645</b>	32.725	44.311	29.609
5	10:04:27.330	<b>1:47.826</b>	33.166	44.757	29.903
p6	10:06:11.357	<b>1:44.027</b>	32.591	44.480	
7	10:09:18.942	<b>3:07.585</b>		46.985	29.587
8	10:11:04.807	<b>1:45.865</b>	31.949	44.334	29.582
9	10:12:49.344	<b>1:44.537</b>	31.908	43.575	29.054
p10	10:14:30.012	<b>1:40.668</b>	31.672	43.447	
11	10:16:56.916	<b>2:26.904</b>		43.219	29.496
12	10:18:39.765	<b>1:42.849</b>	31.264	42.846	28.739
13	10:20:21.482	<b>1:41.717</b>	30.764	42.081	28.872
14	10:22:03.029	<b>1:41.547</b>	<b>30.744</b>	<b>41.822</b>	28.981
p15	10:23:42.607	<b>1:39.578</b>	31.579	41.896	
16	10:26:20.363	<b>2:37.756</b>		42.888	<b>28.520</b>
17	10:28:03.985	<b>1:43.622</b>	31.463	43.236	28.923
18	10:29:45.878	<b>1:41.893</b>	30.979	42.391	28.523
19	10:31:28.196	<b>1:42.318</b>	31.022	42.349	28.947
p20	10:33:06.636	<b>1:38.440</b>	31.150	42.428	

(146) Neil PLIMMER / Ben PITCH

1	9:56:58.596		48.741	29.744	
2	9:58:44.026	<b>1:45.430</b>	32.858	43.727	28.845
3	10:00:28.923	<b>1:44.897</b>	32.867	43.097	28.933
4	10:02:13.957	<b>1:45.034</b>	32.516	43.535	28.983
p5	10:03:57.488	<b>1:43.531</b>	32.407	43.903	
6	10:07:21.695	<b>3:24.207</b>		46.933	29.798
7	10:09:11.858	<b>1:50.163</b>	34.284	46.160	29.719
8	10:11:02.027	<b>1:50.169</b>	35.175	45.487	29.507
p9	10:12:45.078	<b>1:43.051</b>	32.197	44.462	
10	10:17:14.814	<b>4:29.736</b>		43.630	28.790
11	10:18:56.969	<b>1:42.155</b>	30.912	42.889	<b>28.354</b>
12	10:20:38.751	<b>1:41.782</b>	<b>30.526</b>	42.412	28.844
p13	10:22:17.336	<b>1:38.585</b>	30.696	<b>42.111</b>	

(1) Neil BURROUGHS / Chris HART

1	9:57:20.936		44.667	29.772	
2	9:59:06.961	<b>1:46.025</b>	32.386	44.695	28.944
3	10:00:51.702	<b>1:44.741</b>	32.117	43.388	29.236
4	10:02:34.820	<b>1:43.118</b>	31.712	42.574	28.832
5	10:04:18.542	<b>1:43.722</b>	31.986	42.781	28.955

Clerk of the Course.

Sig : Time :

Chief Timekeeper : Ian Sharp (SMART Timing)

Results available at [www.speedhive.com](http://www.speedhive.com) and [www.smart-timing.co.uk](http://www.smart-timing.co.uk)

Printed: 18/05/2019 12:35:10

Orbits



## DDMC Saloon Car Festival

Fun Cup

Croft 2.125 miles

Qualifying

18/05/2019 09:50

Practice (45:00 Time) started at 9:55:12

Lap	Time of Day	Lap Tm	S1	S2	S3	Lap	Time of Day	Lap Tm	S1	S2	S3
<b>(49) Jack MEINS / Richard MEINS / Max LYNN / Andrew BENTLEY</b>											
1	9:57:36.862			46.742	29.741	15	10:29:59.783	<b>3:28.993</b>		44.539	30.319
2	9:59:23.621	<b>1:46.759</b>	33.331	43.880	29.548	16	10:31:45.376	<b>1:45.593</b>	33.138	43.172	29.283
3	10:01:10.881	<b>1:47.260</b>	34.466	43.783	29.011	17	10:33:29.749	<b>1:44.373</b>	32.415	42.997	<b>28.961</b>
4	10:02:56.505	<b>1:45.624</b>	32.663	44.157	28.804	p18	10:35:10.019	<b>1:40.270</b>	<b>32.144</b>	<b>42.428</b>	
p5	10:04:37.807	<b>1:41.302</b>	32.132	43.295		19	10:38:03.409	<b>2:53.390</b>			3:19.088
6	10:07:45.638	<b>3:07.831</b>		46.558	31.222	20	10:39:48.380	<b>1:44.971</b>			
7	10:09:33.905	<b>1:48.267</b>	33.144	45.266	29.857	21	10:41:35.027	<b>1:46.647</b>			
8	10:11:21.459	<b>1:47.554</b>	32.691	44.980	29.883	<b>(188) John ALVEY / James ABRAM</b>					
9	10:13:07.756	<b>1:46.297</b>	32.129	44.546	29.622	1	9:57:39.816			52.806	32.476
10	10:14:53.728	<b>1:45.972</b>	31.915	44.429	29.628	2	9:59:39.589	<b>1:59.773</b>	37.109	50.434	32.230
11	10:16:37.878	<b>1:44.150</b>	31.676	43.385	29.089	3	10:01:37.849	<b>1:58.260</b>	36.658	49.803	31.799
12	10:18:20.825	<b>1:42.947</b>	31.441	42.754	<b>28.752</b>	4	10:03:33.787	<b>1:55.938</b>	36.188	48.683	31.067
p13	10:20:07.040	<b>1:46.215</b>	33.636	44.985		5	10:05:29.181	<b>1:55.394</b>	35.663	48.747	30.984
14	10:23:24.082	<b>3:17.042</b>		44.122	31.228	6	10:07:25.385	<b>1:56.204</b>	35.565	48.829	31.810
15	10:25:10.738	<b>1:46.656</b>	32.669	43.926	30.061	p7	10:09:21.258	<b>1:55.873</b>	35.193	50.697	
16	10:26:56.270	<b>1:45.532</b>	33.020	42.735	29.777	8	10:13:15.958	<b>3:54.700</b>		46.977	31.138
17	10:28:39.589	<b>1:43.319</b>	31.660	42.393	29.266	9	10:15:08.432	<b>1:52.474</b>	34.490	46.183	31.801
18	10:30:23.194	<b>1:43.605</b>	31.761	42.448	29.396	10	10:16:59.036	<b>1:50.604</b>	33.270	45.675	31.659
19	10:32:08.188	<b>1:44.994</b>	32.382	42.563	30.049	11	10:18:49.968	<b>1:50.932</b>	33.573	46.917	30.442
20	10:33:51.758	<b>1:43.570</b>	31.565	<b>42.240</b>	29.765	12	10:20:43.998	<b>1:54.030</b>	34.087	49.147	30.796
21	10:35:35.087	<b>1:43.329</b>	31.459	42.420	29.450	13	10:22:32.943	<b>1:48.945</b>	33.482	45.118	30.345
22	10:37:21.412	<b>1:46.325</b>	31.428	43.452	31.445	14	10:24:19.927	<b>1:46.984</b>	32.942	44.163	29.879
23	10:39:04.695	<b>1:43.283</b>	<b>31.283</b>	42.693	29.307	15	10:26:07.398	<b>1:47.471</b>	33.742	43.986	29.743
p24	10:40:49.119	<b>1:44.424</b>	34.108	43.131		16	10:27:52.954	<b>1:45.556</b>	32.523	43.511	29.522
<b>(267) Kristian ROSE / Chris WEATHERALL / Chris DOVELL</b>											
1	9:57:01.766			48.618	30.257	17	10:29:38.535	<b>1:45.581</b>	32.708	43.457	29.416
2	9:58:48.809	<b>1:47.043</b>	33.796	44.083	29.164	18	10:31:23.454	<b>1:44.919</b>	32.586	<b>43.177</b>	<b>29.156</b>
3	10:00:34.214	<b>1:45.405</b>	32.852	43.318	29.235	p19	10:33:05.371	<b>1:41.917</b>	<b>32.378</b>	43.539	
p4	10:02:18.112	<b>1:43.898</b>	33.384	44.660		20	10:36:03.313	<b>2:57.942</b>		45.738	30.891
5	10:04:46.082	<b>2:27.970</b>		44.488	29.353	21	10:37:51.573	<b>1:48.260</b>	33.157	45.136	29.967
6	10:06:32.195	<b>1:46.113</b>	32.350	44.226	29.537	22	10:39:39.227	<b>1:47.654</b>	32.597	45.264	29.793
7	10:08:18.930	<b>1:46.735</b>	31.868	44.979	29.888	23	10:41:27.484	<b>1:48.257</b>	32.980	44.210	31.067
8	10:10:07.547	<b>1:48.617</b>	32.591	45.036	30.990	<b>(225) Fabio RANDACCIO / Farquini DEOTT</b>					
p9	10:11:53.148	<b>1:45.601</b>	33.989	45.233		1	9:57:03.627			47.903	29.486
10	10:14:31.672	<b>2:38.524</b>		46.709	30.220	2	9:58:51.152	<b>1:47.525</b>	33.040	44.567	29.918
11	10:16:18.053	<b>1:46.381</b>	33.051	43.460	29.870	3	10:00:37.917	<b>1:46.765</b>	33.066	44.463	29.236
12	10:18:01.752	<b>1:43.699</b>	31.973	42.683	29.043	4	10:02:24.459	<b>1:46.542</b>	33.010	44.298	<b>29.234</b>
p13	10:19:42.871	<b>1:41.119</b>	31.987	43.360		p5	10:04:09.014	<b>1:44.555</b>	32.941	44.406	
14	10:22:04.651	<b>2:21.780</b>		41.579	<b>28.526</b>	6	10:07:02.605	<b>2:53.591</b>		44.955	30.151
p15	10:23:43.722	<b>1:39.071</b>	<b>31.026</b>	41.364		7	10:08:48.939	<b>1:46.334</b>	32.341	44.409	29.584
p16	10:26:47.596	<b>3:03.874</b>		41.969		8	10:10:34.975	<b>1:46.036</b>	32.105	44.457	29.474
p17	10:29:10.958	<b>2:23.362</b>		43.046		p9	10:12:16.092	<b>1:41.117</b>	<b>31.649</b>	<b>43.750</b>	
p18	10:31:27.924	<b>2:16.966</b>		43.721		<b>(61) Harry SENIOR / Paul VOAKES</b>					
p19	10:34:02.482	<b>2:34.558</b>		41.316		1	9:57:46.206			46.462	30.723
p20	10:37:18.305	<b>3:15.823</b>		<b>40.633</b>		2	9:59:39.332	<b>1:53.126</b>	33.757	48.006	31.363
p21	10:39:33.644	<b>2:15.339</b>		40.871		3	10:01:27.074	<b>1:47.742</b>	33.246	44.990	29.506
p22	10:42:03.172	<b>2:29.528</b>		54.575		4	10:03:13.401	<b>1:46.327</b>	32.837	<b>44.337</b>	<b>29.153</b>
<b>(99) Jonathan CURRIE / Morgan TILLBROOK</b>											
1	9:57:09.294			55.896	34.043	p5	10:05:00.143	<b>1:46.742</b>	<b>32.352</b>	45.494	
2	9:59:10.534	<b>2:01.240</b>	37.281	51.687	32.272	6	10:08:12.748	<b>3:12.605</b>		49.767	32.193
3	10:01:09.286	<b>1:58.752</b>	35.820	51.087	31.845	7	10:10:07.124	<b>1:54.376</b>	34.990	48.567	30.819
4	10:03:05.778	<b>1:56.492</b>	35.785	48.538	32.169	8	10:11:59.783	<b>1:52.659</b>	34.700	47.561	30.398
p5	10:05:01.691	<b>1:55.913</b>	34.935	50.364		9	10:13:55.299	<b>1:55.516</b>	33.305	48.919	33.292
p6	10:09:00.590	<b>3:58.899</b>		49.018		p10	10:15:49.186	<b>1:53.887</b>	36.210	48.096	
7	10:11:57.954	<b>2:57.364</b>		47.845	30.046	<b>(251) WORTHINGTON / SHEPHERD / BARRETT / ILEY</b>					
8	10:14:16.819	<b>2:18.865</b>	33.286	45.856	59.723	1	9:57:30.344			51.952	31.600
9	10:16:06.664	<b>1:49.845</b>	33.282	45.435	31.128	2	9:59:23.035	<b>1:52.691</b>	35.925	46.104	30.662
p10	10:17:54.896	<b>1:48.232</b>	33.345	45.306		3	10:01:18.261	<b>1:55.226</b>	36.127	48.329	30.770
11	10:21:06.438	<b>3:11.542</b>		48.491	31.480	4	10:03:10.814	<b>1:52.553</b>	34.696	47.548	30.309
12	10:22:56.567	<b>1:50.129</b>	34.396	45.570	30.163	p5	10:05:05.529	<b>1:54.715</b>	34.122	49.245	
13	10:24:45.223	<b>1:48.656</b>	33.617	44.863	30.176	6	10:08:43.322	<b>3:37.793</b>		48.471	30.317
p14	10:26:30.790	<b>1:45.567</b>	33.315	45.202		7	10:10:36.099	<b>1:52.777</b>	34.411	47.736	30.630
						8	10:12:26.123	<b>1:50.024</b>	34.370	46.067	<b>29.587</b>
						9	10:14:15.649	<b>1:49.526</b>	33.666	45.219	30.641

Clerk of the Course.

Sig : \_\_\_\_\_ Time : \_\_\_\_\_  
 Chief Timekeeper : Ian Sharp (SMART Timing)

Results available at [www.speedhive.com](http://www.speedhive.com) and [www.smart-timing.co.uk](http://www.smart-timing.co.uk)

Printed: 18/05/2019 12:35:10

Orbits



## DDMC Saloon Car Festival

Fun Cup

Croft 2.125 miles

Qualifying

18/05/2019 09:50

Practice (45:00 Time) started at 9:55:12

Lap	Time of Day	Lap Tm	S1	S2	S3	Lap	Time of Day	Lap Tm	S1	S2	S3
10	10:16:03.262	<b>1:47.613</b>	<b>32.534</b>	44.885	30.194						
p11	10:17:47.012	<b>1:43.750</b>	32.702	44.377							
12	10:21:07.462	<b>3:20.450</b>		48.994	32.842						
13	10:22:57.682	<b>1:50.220</b>	34.655	45.082	30.483						
14	10:24:46.235	<b>1:48.553</b>	33.885	<b>44.130</b>	30.538						
15	10:26:34.748	<b>1:48.513</b>	34.042	44.243	30.228						
p16	10:28:27.561	<b>1:52.813</b>	33.678	47.348							

Clerk of the Course.

Orbits

Sig : Time :

Chief Timekeeper : Ian Sharp (SMART Timing)

Results available at [www.speedhive.com](http://www.speedhive.com) and [www.smart-timing.co.uk](http://www.smart-timing.co.uk)

Printed: 18/05/2019 12:35:10



## DDMC Saloon Car Festival

Fun Cup

Croft 2.125 miles

Race 2 - AMENDED GRID

18/05/2019 12:57

Race (5:00:00 Time)



Car No's 222, 195, 212, 1 - Pit Lane +10 Seconds

POLE POSITION

<b>2</b>	<b>1</b>	<b>1</b>
125 Paul LEWIS / Ryan LEWIS 1:40.474	225 Fabio RANDACCIO / Farquini DEOTT 1:46.036	
<b>4</b>	<b>3</b>	<b>2</b>
49 J. Max LYNN / Andrew BENTLEY 1:42.947	220 Zoe WENHAM / Ryan BURKE / Guy WENHAM 1:40.438	
<b>6</b>	<b>5</b>	<b>3</b>
207 Gary BATE / Simon SMITH 1:39.697	97 Ellis HADLEY / Stuart OLIVER / Martin GIBSON 1:38.911	
<b>8</b>	<b>7</b>	<b>4</b>
146 Neil PLIMMER / Ben PITCH 1:41.782	171 Derek BASHAM / Rob PERRY 1:40.287	
<b>10</b>	<b>9</b>	<b>5</b>
107 Andrew DUNN / Allan DALLAS 1:38.511	188 John ALVEY / James ABRAM 1:44.919	
<b>12</b>	<b>11</b>	<b>6</b>
267 . WEATHERALL / Chris DOVELL 1:43.699	170 KINGSWORTH / BRICKNELL / HOAD / WEBB 1:39.423	
<b>14</b>	<b>13</b>	<b>7</b>
214 Alex MacLEOD / Paul RIVETT 1:38.292	61 Harry SENIOR / Paul VOAKES 1:46.327	
<b>16</b>	<b>15</b>	<b>8</b>
111 C. Grahame BUTTERWORTH 1:40.138	251 WORTHINGTON / SHEPHERD / BARRETT / ILEY 1:47.613	
<b>18</b>	<b>17</b>	<b>9</b>
249 Rory BROWN / Alan BROWN Sam BROWN 1:38.982	110 Mark HOLME / Nick NUNN 1:40.111	
<b>20</b>	<b>19</b>	<b>10</b>
221 A. Riley PHILLIPS 1:40.055	104 Rob CROYDON / Charlie KENNEDY 1:39.390	

Clerk of the Course.

Orbits

Sig : Time :

Chief Timekeeper : Ian Sharp (SMART Timing)

Results available at [www.speedhive.com](http://www.speedhive.com) and [www.smart-timing.co.uk](http://www.smart-timing.co.uk)

## DDMC Saloon Car Festival


Fun Cup

Croft 2.125 miles

Race 2 - AMENDED GRID

18/05/2019 12:57

Race (5:00:00 Time)



**22**

222 Adrian WATT / Jack WATT / Joseph WATT  
Pit Lane +10s

**21**

99 Jonathan CURRIE / Morgan TILLBROOK  
1:44.373

**11**

**24**

212 Steve WALTON / Greg EVANS  
Pit Lane +10s

**23**

195 E. BRIDLE / Jon KING  
Pit Lane +10s

**12**

**25**

1 Neil BURROUGHS / Chris HART  
Pit Lane +10s

**13**

Clerk of the Course.

Orbits

Sig :                      Time :

Chief Timekeeper : Ian Sharp (SMART Timing)

Results available at [www.speedhive.com](http://www.speedhive.com) and [www.smart-timing.co.uk](http://www.smart-timing.co.uk)

Printed: 18/05/2019 12:32:06





## DDMC Saloon Car Festival

Sorted on best lap time

Northern Saloons & Sportscars Championship

Croft 2.125 miles

Qualifying

18/05/2019 10:45

Practice (15:00 Time) started at 10:50:19

Pos	No.	Name	Make/Model	CC	Class Code	Laps	Best Tm	Diff	Best Speed	2nd Best
1	79	Paul BRYDON	Solution F BMW	3500	A1	5	1:28.113		86.820	1:30.768
2	94	Jon WOOLFIT	MK Indy	1475	A1	5	1:29.569	1.456	85.409	1:31.255
3	2	Matty COBB	Lotus Elise	2400	A1	5	1:29.794	1.681	85.195	1:31.186
4	95	Paul WOOLFIT	Lotus Exige	1340SC	A1	5	1:32.421	4.308	82.773	1:32.920
5	77	Mark LEYBOURNE	Westfield FW	999	E2	6	1:33.791	5.678	81.564	1:35.436
6	28	Ross MURRAY	Caterham C400	2000	E1	6	1:35.746	7.633	79.899	1:35.761
7	65	Ian TOWERS	Raw Striker	998	E2	6	1:36.600	8.487	79.193	1:37.670
8	53	Neil FINNIGHAN	Caterham R400	2300	A1	5	1:36.832	8.719	79.003	1:36.916
9	19	Kirk ARMITAGE	Ford Escort	3000	A1	5	1:37.147	9.034	78.747	1:41.139
10	49	Mike WILLIAMSON	Mitsubishi EVO4	2000	B	5	1:37.214	9.101	78.692	1:40.006
11	40	Neil CLAXTON	Suzuki SC100	1300	A2	5	1:37.398	9.285	78.544	1:37.976
12	59	Damien McKAY	Ginetta G20	1600	E1	5	1:37.598	9.485	78.383	1:41.849
13	12	Scott HUBEL	Peugeot 205 T16	2000	A2	6	1:38.325	10.212	77.803	1:40.149
14	89	Dan KELL	Ford Sierra XR 4x4	1993T	B	5	1:39.708	11.595	76.724	1:41.292
15	16	Jonathan SWIFT	Honda Civic	2000	C	5	1:40.327	12.214	76.251	1:42.118
16	23	Kelly BRABBIN	Toyota Celica	1800	C	6	1:40.370	12.257	76.218	1:41.095
17	83	Lee UNDERWOOD	Honda Civic	1998	C	5	1:41.114	13.001	75.657	1:41.450
18	1	Simon SHERIDAN	Honda Civic	1600	D	5	1:41.233	13.120	75.568	1:42.353
19	15	David COX	Peugeot 205 GTi	2000	C	5	1:41.263	13.150	75.546	1:41.664
20	62	Paul RANKIN	Westfield	2000	E1	5	1:41.881	13.768	75.088	1:45.620
21	141	Ben GRIFFITHS	Honda Civic	1998	C	5	1:42.712	14.599	74.480	1:44.840
22	33	Simon BAKER	Ford Fiesta Mk2	1600	D	5	1:42.769	14.656	74.439	1:47.203
23	36	Clinton EWEN	BMW M3 E36	2998	B	5	1:42.874	14.761	74.363	1:43.146
24	3	Peter HOUSE	VW Beetle		B	5	1:42.940	14.827	74.315	1:43.324
25	30	Paul LIGHTBURN	BMW E36	2800	B	5	1:44.976	16.863	72.874	1:45.278
26	32	Derek LINLEY	Locost Yama Loco	1000	E2	5	1:48.761	20.648	70.338	1:52.066
27	38	Peter COOKE	Ginetta G40	1800	A2	5	1:48.845	20.732	70.283	1:56.993
28	57	Phil JORDAN	Ginetta G50	3500	A1	5	1:49.851	21.738	69.640	1:50.184
29	25	Bob CLAXTON	VW Golf	1800	C	5	1:50.868	22.755	69.001	1:53.264
30	58	Jon GREENWOOD	Ginetta G40	1800	A2	5	1:51.064	22.951	68.879	1:52.439
31	91	Drew MYERSCOUGH	Caterham CSR	2300	A1	2	1:57.705	29.592	64.993	
32	14	Louise CLAXTON	Peugeot Rally 106	1600	D	3			-	

Clerk of the Course.

Orbits

Sig :                      Time :  
 Chief Timekeeper : Ian Sharp (SMART Timing)  
 Results available at [www.speedhive.com](http://www.speedhive.com) and [www.smart-timing.co.uk](http://www.smart-timing.co.uk)







## DDMC Saloon Car Festival

## Northern Saloons &amp; Sportscars Championship

Croft 2.125 miles

## Qualifying

18/05/2019 10:45

Practice (15:00 Time) started at 10:50:19

Lap	Time of Day	Lap Tm	S1	S2	S3
(79) Paul BRYDON					
1	10:52:22.312		39.814	26.074	
2	10:53:56.993	<b>1:34.681</b>	29.480	40.016	25.185
3	10:55:25.106	<b>1:28.113</b>	<b>26.446</b>	<b>37.545</b>	<b>24.122</b>
4	10:56:55.874	<b>1:30.768</b>	28.212	37.602	24.954
p5	10:58:44.656	<b>1:48.782</b>	26.498	55.594	

Lap	Time of Day	Lap Tm	S1	S2	S3
(94) Jon WOOLFIT					
1	10:53:11.761		58.070	30.413	
2	10:54:41.330	<b>1:29.569</b>	<b>26.734</b>	<b>38.312</b>	24.523
3	10:56:12.585	<b>1:31.255</b>	27.904	38.947	<b>24.404</b>
4	10:57:50.688	<b>1:38.103</b>	28.442	42.021	27.640
5	10:59:39.651	<b>1:48.963</b>	30.012	48.876	30.075

Lap	Time of Day	Lap Tm	S1	S2	S3
(2) Matty COBB					
1	10:51:56.082		43.674	26.019	
2	10:53:27.268	<b>1:31.186</b>	28.107	37.884	25.195
3	10:55:00.486	<b>1:33.218</b>	26.930	38.942	27.346
4	10:56:30.280	<b>1:29.794</b>	<b>26.757</b>	38.053	<b>24.984</b>
p5	10:58:01.186	<b>1:30.906</b>	29.105	<b>37.380</b>	

Lap	Time of Day	Lap Tm	S1	S2	S3
(95) Paul WOOLFIT					
1	10:53:18.875		33.337		
2	10:54:57.445	<b>1:38.570</b>			
3	10:56:29.866	<b>1:32.421</b>			
4	10:58:02.786	<b>1:32.920</b>			
5	10:59:43.014	<b>1:40.228</b>	<b>27.821</b>		

Lap	Time of Day	Lap Tm	S1	S2	S3
(77) Mark LEYBOURNE					
1	10:51:57.576		41.108	26.999	
2	10:53:31.367	<b>1:33.791</b>	29.125	<b>38.681</b>	<b>25.985</b>
3	10:55:06.803	<b>1:35.436</b>	<b>28.391</b>	40.581	26.464
4	10:56:43.882	<b>1:37.079</b>	29.150	41.228	26.701
5	10:58:23.290	<b>1:39.408</b>	29.618	41.548	28.242
6	11:00:06.301	<b>1:43.011</b>	30.097	44.782	28.132

Lap	Time of Day	Lap Tm	S1	S2	S3
(28) Ross MURRAY					
1	10:52:36.196		44.218	26.691	
2	10:54:14.771	<b>1:38.514</b>	29.261	42.631	26.622
3	10:55:50.471	<b>1:35.761</b>	30.750	<b>39.224</b>	<b>25.787</b>
4	10:57:26.217	<b>1:35.746</b>	29.134	40.491	26.121
5	10:59:03.589	<b>1:37.372</b>	<b>28.009</b>	42.761	26.602
6	11:00:45.767	<b>1:42.178</b>	30.254	43.197	28.727

Lap	Time of Day	Lap Tm	S1	S2	S3
(65) Ian TOWERS					
1	10:52:25.315		41.196	27.223	
2	10:54:05.388	<b>1:40.073</b>	30.485	42.550	27.038
3	10:55:43.058	<b>1:37.670</b>	29.604	41.379	26.687
4	10:57:19.658	<b>1:36.600</b>	29.684	<b>40.513</b>	<b>26.403</b>
5	10:58:59.299	<b>1:39.641</b>	<b>29.467</b>	42.762	27.412
6	11:00:43.652	<b>1:44.353</b>	31.791	44.077	28.485

Lap	Time of Day	Lap Tm	S1	S2	S3
(53) Neil FINNIGHAN					
1	10:52:15.068		42.672	27.715	
2	10:53:51.900	<b>1:36.832</b>	<b>28.643</b>	40.979	27.210
3	10:55:28.816	<b>1:36.916</b>	29.035	40.965	<b>26.916</b>
4	10:57:05.755	<b>1:36.939</b>	29.299	<b>40.407</b>	27.233
5	10:58:48.020	<b>1:42.265</b>	29.096	44.276	28.893

Lap	Time of Day	Lap Tm	S1	S2	S3
(19) Kirk ARMITAGE					
1	10:52:43.046		42.251	30.961	
2	10:54:24.185	<b>1:41.139</b>	31.464	42.230	27.445
3	10:56:01.332	<b>1:37.147</b>	29.727	<b>40.425</b>	<b>26.995</b>
4	10:57:53.386	<b>1:52.054</b>	<b>29.483</b>	51.513	31.058
p5	11:00:04.935	<b>2:11.549</b>	35.451	1:02.984	

Lap	Time of Day	Lap Tm	S1	S2	S3
(49) Mike WILLIAMSON					
1	10:52:04.807				
2	10:54:09.157	<b>2:04.350</b>	<b>28.838</b>		
3	10:55:49.163	<b>1:40.006</b>	30.805		
4	10:57:26.377	<b>1:37.214</b>	29.395		
5	10:59:07.739	<b>1:41.362</b>	29.392		

Lap	Time of Day	Lap Tm	S1	S2	S3
(40) Neil CLAXTON					
1	10:52:04.603		43.142	28.599	
2	10:53:44.177	<b>1:39.574</b>	30.665	40.828	28.081
3	10:55:22.153	<b>1:37.976</b>	30.785	<b>40.421</b>	<b>26.770</b>
4	10:56:59.551	<b>1:37.398</b>	30.092	40.438	26.868
p5	10:59:05.736	<b>2:06.185</b>	<b>29.807</b>	1:06.594	

Lap	Time of Day	Lap Tm	S1	S2	S3
(59) Damien McKAY					
1	10:53:19.019		53.905	30.179	
2	10:55:00.868	<b>1:41.849</b>	30.726	42.811	28.312
3	10:56:38.466	<b>1:37.598</b>	<b>29.439</b>	<b>41.698</b>	<b>26.461</b>
4	10:58:22.389	<b>1:43.923</b>	30.584	42.699	30.640
5	11:00:05.970	<b>1:43.581</b>	30.411	43.159	30.011

Lap	Time of Day	Lap Tm	S1	S2	S3
(12) Scott HUBEL					
1	10:52:02.762		42.681	26.965	
2	10:53:43.508	<b>1:40.746</b>	<b>29.811</b>	42.524	28.411
3	10:55:23.657	<b>1:40.149</b>	30.477	42.850	26.822
4	10:57:01.982	<b>1:38.325</b>	30.028	<b>41.551</b>	<b>26.746</b>
5	10:58:47.059	<b>1:45.077</b>	30.028	46.778	28.271
6	11:00:28.842	<b>1:41.783</b>	30.590	43.191	28.002

Lap	Time of Day	Lap Tm	S1	S2	S3
(89) Dan KELL					
1	10:52:21.698		43.741	28.777	
2	10:54:08.204	<b>1:46.506</b>	32.123	45.601	28.782
3	10:55:49.496	<b>1:41.292</b>	30.866	42.669	<b>27.757</b>
4	10:57:29.204	<b>1:39.708</b>	30.408	<b>41.496</b>	27.804
5	10:59:12.110	<b>1:42.906</b>	<b>29.893</b>	42.756	30.257

Lap	Time of Day	Lap Tm	S1	S2	S3
(16) Jonathan SWIFT					
1	10:52:29.986		45.219	27.904	
2	10:54:13.670	<b>1:43.684</b>	31.524	43.098	29.062
3	10:55:55.788	<b>1:42.118</b>	31.297	<b>42.390</b>	28.431
4	10:57:36.115	<b>1:40.327</b>	30.461	42.425	<b>27.441</b>
5	10:59:19.354	<b>1:43.239</b>	<b>30.434</b>	44.027	28.778

Lap	Time of Day	Lap Tm	S1	S2	S3
(23) Kelly ROBBIN					
1	10:52:10.244		43.928	28.813	
2	10:53:52.461	<b>1:42.217</b>	<b>30.789</b>	42.798	28.630
3	10:55:33.556	<b>1:41.095</b>	30.906	42.149	28.040
4	10:57:13.926	<b>1:40.370</b>	30.895	<b>41.719</b>	<b>27.756</b>
5	10:58:58.381	<b>1:44.455</b>	32.476	43.127	28.852
6	11:00:42.649	<b>1:44.268</b>	31.252	44.002	29.014

Lap	Time of Day	Lap Tm	S1	S2	S3
(83) Lee UNDERWOOD					
1	10:52:36.221		31.116		
2	10:54:18.091	<b>1:41.870</b>			
3	10:55:59.205	<b>1:41.114</b>			
4	10:57:40.655	<b>1:41.450</b>			
5	10:59:26.679	<b>1:46.024</b>	<b>30.046</b>		

Lap	Time of Day	Lap Tm	S1	S2	S3
(1) Simon SHERIDAN					
1	10:52:31.875		43.708	28.760	
2	10:54:14.598	<b>1:42.723</b>	31.635	42.488	28.600
3	10:55:59.011	<b>1:44.413</b>	32.068	44.023	28.322
4	10:57:40.244	<b>1:41.233</b>	31.166	<b>42.117</b>	<b>27.950</b>
5	10:59:22.597	<b>1:42.353</b>	<b>30.574</b>	43.300	28.479

Clerk of the Course.

Sig : Time :

Chief Timekeeper : Ian Sharp (SMART Timing)

Results available at [www.speedhive.com](http://www.speedhive.com) and [www.smart-timing.co.uk](http://www.smart-timing.co.uk)

Printed: 18/05/2019 11:48:25

Orbits





## DDMC Saloon Car Festival

## Northern Saloons &amp; Sportscars Championship

Croft 2.125 miles

## Qualifying

18/05/2019 10:45

Practice (15:00 Time) started at 10:50:19

Lap	Time of Day	Lap Tm	S1	S2	S3
(15) David COX					
1	10:52:00.266			46.450	29.616
2	10:53:43.188	<b>1:42.922</b>	31.220	42.527	29.175
3	10:55:24.852	<b>1:41.664</b>	31.253	42.647	<b>27.764</b>
4	10:57:06.115	<b>1:41.263</b>	30.816	<b>42.384</b>	28.063
p5	10:59:12.053	<b>2:05.938</b>	<b>30.585</b>	1:02.723	

(62) Paul RANKIN					
1	10:52:47.234			<b>43.757</b>	31.839
2	10:54:32.854	<b>1:45.620</b>	31.983	45.420	28.217
3	10:56:14.735	<b>1:41.881</b>	31.706	43.895	<b>26.280</b>
4	10:58:08.358	<b>1:53.623</b>	<b>31.687</b>	49.817	32.119
5	10:59:57.256	<b>1:48.898</b>	33.179	46.880	28.839

(141) Ben GRIFFITHS					
1	10:52:30.666			43.581	<b>28.130</b>
2	10:54:15.506	<b>1:44.840</b>	31.172	44.950	28.718
3	10:56:01.688	<b>1:46.182</b>	35.133	<b>42.280</b>	28.769
4	10:57:44.400	<b>1:42.712</b>	<b>30.307</b>	43.965	28.440
5	10:59:29.408	<b>1:45.008</b>	31.844	44.070	29.094

(33) Simon BAKER					
1	10:52:47.629			43.445	33.183
2	10:54:34.832	<b>1:47.203</b>	32.965	44.508	29.730
3	10:56:17.601	<b>1:42.769</b>	<b>31.404</b>	<b>42.971</b>	<b>28.394</b>
4	10:58:06.768	<b>1:49.167</b>	32.566	46.517	30.084
5	10:59:55.308	<b>1:48.540</b>	32.143	46.265	30.132

(36) Clinton EWEN					
1	10:52:44.752			46.354	32.980
2	10:54:30.348	<b>1:45.596</b>	32.198	43.514	29.884
3	10:56:13.494	<b>1:43.146</b>	31.576	<b>42.066</b>	29.504
4	10:57:56.368	<b>1:42.874</b>	<b>31.246</b>	42.538	<b>29.090</b>
5	10:59:54.291	<b>1:57.923</b>	31.334	55.261	31.328

(3) Peter HOUSE					
1	10:52:02.026			44.854	28.081
2	10:53:46.203	<b>1:44.177</b>	32.489	43.848	27.840
3	10:55:29.143	<b>1:42.940</b>	31.483	<b>43.705</b>	<b>27.752</b>
4	10:57:12.467	<b>1:43.324</b>	<b>31.095</b>	44.258	27.971
5	10:59:02.283	<b>1:49.816</b>	34.386	46.210	29.220

(30) Paul LIGHTBURN					
1	10:52:23.510			44.794	30.655
2	10:54:13.551	<b>1:50.041</b>	33.859	45.951	30.231
3	10:56:01.381	<b>1:47.830</b>	32.627	44.459	30.744
4	10:57:46.357	<b>1:44.976</b>	32.347	<b>43.477</b>	<b>29.152</b>
5	10:59:31.635	<b>1:45.278</b>	<b>30.799</b>	44.457	30.022

(32) Derek LINLEY					
1	10:52:48.437				
2	10:54:37.198	<b>1:48.761</b>	<b>32.952</b>		
3	10:56:29.264	<b>1:52.066</b>	34.111		
4	10:58:24.685	<b>1:55.421</b>	35.435		
5	11:00:22.529	<b>1:57.844</b>	35.614		

(38) Peter COOKE					
1	10:52:18.096			<b>48.334</b>	<b>36.500</b>
2	10:54:49.001	<b>2:30.905</b>	42.366	1:05.539	43.000
3	10:56:53.537	<b>2:04.536</b>	39.253		
4	10:58:50.530	<b>1:56.993</b>	39.705		
5	11:00:39.375	<b>1:48.845</b>	<b>33.690</b>		

(57) Phil JORDAN					
1	10:52:55.507			45.720	<b>28.811</b>
2	10:54:45.691	<b>1:50.184</b>	<b>32.315</b>	47.634	30.235

Lap	Time of Day	Lap Tm	S1	S2	S3
3	10:56:35.542	<b>1:49.851</b>	33.862	<b>45.403</b>	30.586
4	10:58:25.838	<b>1:50.296</b>	34.007	46.570	29.719
5	11:00:19.437	<b>1:53.599</b>	34.091	48.327	31.181

(25) Bob CLAXTON					
1	10:52:43.150			<b>46.390</b>	31.841
2	10:54:36.414	<b>1:53.264</b>	33.953	47.376	31.935
3	10:56:27.282	<b>1:50.868</b>	<b>33.720</b>	46.962	<b>30.186</b>
4	10:58:23.921	<b>1:56.639</b>	36.473	48.823	31.343
5	11:00:20.968	<b>1:57.047</b>	34.971	49.348	32.728

(58) Jon GREENWOOD					
1	10:52:50.993			<b>46.782</b>	29.386
2	10:54:47.293	<b>1:56.300</b>	36.224	49.854	30.222
3	10:56:38.357	<b>1:51.064</b>	33.830	47.937	<b>29.297</b>
4	10:58:30.796	<b>1:52.439</b>	<b>32.987</b>	49.186	30.266
5	11:00:26.083	<b>1:55.287</b>	34.378	49.696	31.213

(91) Drew MYERSCOUGH					
1	10:58:08.190			51.623	32.331
2	11:00:05.895	<b>1:57.705</b>	<b>35.803</b>	<b>49.743</b>	<b>32.159</b>

(14) Louise CLAXTON					
1	10:52:48.239			54.847	37.567
p2	10:54:55.592	<b>2:07.353</b>	41.272	54.223	
3	10:59:16.130	<b>4:20.538</b>		55.081	<b>33.887</b>

Clerk of the Course.

Sig : Time :

Chief Timekeeper : Ian Sharp (SMART Timing)

Results available at [www.speedhive.com](http://www.speedhive.com) and [www.smart-timing.co.uk](http://www.smart-timing.co.uk)

Printed: 18/05/2019 11:48:25

Orbits



## DDMC Saloon Car Festival


Northern Saloons & Sportscars Championship

Croft 2.125 miles

Race 5 - Classes A & E - 1st Race

19/05/2019 13:57

Race (15:00 and 1 Laps)



POLE POSITION

		POLE POSITION		
<b>2</b>	94 Jon WOOLFIT 1:29.569	<b>1</b>	79 Paul BRYDON 1:28.113	<b>1</b>
<b>4</b>	95 Paul WOOLFIT 1:32.421	<b>3</b>	2 Matty COBB 1:29.794	<b>2</b>
<b>6</b>	28 Ross MURRAY 1:35.746	<b>5</b>	77 Mark LEYBOURNE 1:33.791	<b>3</b>
<b>8</b>	53 Neil FINNIGHAN 1:36.832	<b>7</b>	65 Ian TOWERS 1:36.600	<b>4</b>
<b>10</b>	40 Neil CLAXTON 1:37.398	<b>9</b>	19 Kirk ARMITAGE 1:37.147	<b>5</b>
<b>12</b>	12 Scott HUBEL 1:38.325	<b>11</b>	59 Damien McKAY 1:37.598	<b>6</b>
<b>14</b>	32 Derek LINLEY 1:48.761	<b>13</b>	62 Paul RANKIN 1:41.881	<b>7</b>
<b>16</b>	57 Phil JORDAN 1:49.851	<b>15</b>	38 Peter COOKE 1:48.845	<b>8</b>
<b>18</b>	91 Drew MYERSCOUGH 1:57.705	<b>17</b>	58 Jon GREENWOOD 1:51.064	<b>9</b>

Clerk of the Course.

Orbits

Sig :                      Time :  
Chief Timekeeper : Ian Sharp (SMART Timing)  
Results available at [www.speedhive.com](http://www.speedhive.com) and [www.smart-timing.co.uk](http://www.smart-timing.co.uk)



## DDMC Saloon Car Festival


Northern Saloons & Sportscars Championship

Croft 2.125 miles

Race 6 - Classes B, C & D - 1st Race

19/05/2019 14:55

Race (15:00 and 1 Laps)



POLE POSITION

<b>2</b>
89 Dan KELL 1:39.708
<b>4</b>
23 Kelly BRABBIN 1:40.370
<b>6</b>
1 Simon SHERIDAN 1:41.233
<b>8</b>
141 Ben GRIFFITHS 1:42.712
<b>10</b>
36 Clinton EWEN 1:42.874
<b>12</b>
30 Paul LIGHTBURN 1:44.976
<b>14</b>
14 Louise CLAXTON

<b>1</b>
49 Mike WILLIAMSON 1:37.214
<b>3</b>
16 Jonathan SWIFT 1:40.327
<b>5</b>
83 Lee UNDERWOOD 1:41.114
<b>7</b>
15 David COX 1:41.263
<b>9</b>
33 Simon BAKER 1:42.769
<b>11</b>
3 Peter HOUSE 1:42.940
<b>13</b>
25 Bob CLAXTON 1:50.868

**1**  
**2**  
**3**  
**4**  
**5**  
**6**  
**7**

Clerk of the Course.

Sig : Time :

Chief Timekeeper : Ian Sharp (SMART Timing)

Results available at [www.speedhive.com](http://www.speedhive.com) and [www.smart-timing.co.uk](http://www.smart-timing.co.uk)

Printed: 18/05/2019 12:23:38

Orbits



## DDMC Saloon Car Festival


Northern Saloons & Sportscars Championship

Croft 2.125 miles

Race 8 - Classes A & E - 2nd Race

19/05/2019 15:53

Race (15:00 and 1 Laps)



POLE POSITION

		POLE POSITION		
<b>2</b>	<b>2</b>	<b>1</b>	<b>1</b>	<b>1</b>
	2 Matty COBB 1:31.186		79 Paul BRYDON 1:30.768	
<b>4</b>	<b>4</b>	<b>3</b>	<b>3</b>	<b>2</b>
	95 Paul WOOLFIT 1:32.920		94 Jon WOOLFIT 1:31.255	
<b>6</b>	<b>6</b>	<b>5</b>	<b>5</b>	<b>3</b>
	28 Ross MURRAY 1:35.761		77 Mark LEYBOURNE 1:35.436	
<b>8</b>	<b>8</b>	<b>7</b>	<b>7</b>	<b>4</b>
	65 Ian TOWERS 1:37.670		53 Neil FINNIGHAN 1:36.916	
<b>10</b>	<b>10</b>	<b>9</b>	<b>9</b>	<b>5</b>
	12 Scott HUBEL 1:40.149		40 Neil CLAXTON 1:37.976	
<b>12</b>	<b>12</b>	<b>11</b>	<b>11</b>	<b>6</b>
	59 Damien McKAY 1:41.849		19 Kirk ARMITAGE 1:41.139	
<b>14</b>	<b>14</b>	<b>13</b>	<b>13</b>	<b>7</b>
	57 Phil JORDAN 1:50.184		62 Paul RANKIN 1:45.620	
<b>16</b>	<b>16</b>	<b>15</b>	<b>15</b>	<b>8</b>
	58 Jon GREENWOOD 1:52.439		32 Derek LINLEY 1:52.066	
<b>18</b>	<b>18</b>	<b>17</b>	<b>17</b>	<b>9</b>
	91 Drew MYERSCOUGH		38 Peter COOKE 1:56.993	

Clerk of the Course.

Orbits

Sig :                      Time :  
Chief Timekeeper : Ian Sharp (SMART Timing)  
Results available at [www.speedhive.com](http://www.speedhive.com) and [www.smart-timing.co.uk](http://www.smart-timing.co.uk)



## DDMC Saloon Car Festival


Northern Saloons & Sportscars Championship

Croft 2.125 miles

Race 9 - Classes B, C & D - 2nd Race

19/05/2019 16:41

Race (15:00 and 1 Laps)



POLE POSITION

<b>2</b>	23 Kelly BRABBIN 1:41.095
<b>4</b>	83 Lee UNDERWOOD 1:41.450
<b>6</b>	16 Jonathan SWIFT 1:42.118
<b>8</b>	36 Clinton EWEN 1:43.146
<b>10</b>	141 Ben GRIFFITHS 1:44.840
<b>12</b>	33 Simon BAKER 1:47.203
<b>14</b>	14 Louise CLAXTON

<b>1</b>	49 Mike WILLIAMSON 1:40.006
<b>3</b>	89 Dan KELL 1:41.292
<b>5</b>	15 David COX 1:41.664
<b>7</b>	1 Simon SHERIDAN 1:42.353
<b>9</b>	3 Peter HOUSE 1:43.324
<b>11</b>	30 Paul LIGHTBURN 1:45.278
<b>13</b>	25 Bob CLAXTON 1:53.264

1  
2  
3  
4  
5  
6  
7

Clerk of the Course.

Orbits

Sig :                      Time :  
Chief Timekeeper : Ian Sharp (SMART Timing)

Results available at [www.speedhive.com](http://www.speedhive.com) and [www.smart-timing.co.uk](http://www.smart-timing.co.uk)



# Qualifying Results

Bulletin No. \_\_\_\_\_



## DDMC Saloon Car Festival

Sorted on best lap time

Mazda MX5

Croft 2.125 miles

Qualifying

18/05/2019 11:05

Practice started at 11:18:13

Pos	No.	Name	Make/Model	CC	Class Code	Laps	Best Tm	Diff	Best Speed	2nd Best
1	40	Ben HANCY	Mazda MX5	1600	MX5	9	1:46.541		71.803	1:47.176
2	77	Steve FODEN	Mazda MX5	1600	MX5	9	1:46.558	0.017	71.792	1:47.403
3	93	Dan ABBITT	Mazda MX5	1600	MX5	9	1:46.759	0.218	71.657	1:49.098
4	9	Ian TOMLINSON	Mazda MX5	1600	MX5	9	1:47.129	0.588	71.409	1:47.353
5	42	Paul BATEMAN	Mazda MX5	1600	MX5	9	1:47.439	0.898	71.203	1:47.934
6	192	Jordan JOHNSON	Mazda MX5	1600	MX5	8	1:49.232	2.691	70.034	1:49.493
7	29	Graeme CHATTEN	Mazda MX5	1600	MX5	8	1:49.305	2.764	69.988	1:50.742
8	47	Stephen CRAGGS	Mazda MX5	1600	MX5	8	1:49.959	3.418	69.571	1:51.533
9	14	Lloyd HUGGINS	Mazda Mx5	1600	MX5	7	1:51.086	4.545	68.866	1:51.426
10	22	Adrian JOHNSON	Mazda MX5	1600	MX5	8	1:51.402	4.861	68.670	1:52.602
11	27	Dan BLAKE	Mazda MX5	1600	MX5	8	1:51.587	5.046	68.556	1:52.958
12	17	Howard LANCASHIRE	Mazda MX5	1600	MX5	8	1:52.867	6.326	67.779	1:55.620
13	117	Andrew MacGREGOR	Mazda MX5	1600	MX5	8	1:52.952	6.411	67.728	1:56.256
14	118	Duguld MacGREGOR	Mazda MX5	1600	MX5	8	1:52.992	6.451	67.704	1:55.850
15	11	Stephen ROBINSON	Mazda MX5	1600	MX5	7	1:53.346	6.805	67.492	1:54.022
16	64	Philip DOUTHWAITE	Mazda MX5	1600	MX5	8	1:54.141	7.600	67.022	1:55.683
17	191	Andrew BARRETT	Mazda MX5	1600	MX5	8	1:56.370	9.829	65.739	1:59.699
18	55	Ian Van REENEN	Mazda MX5	1600	MX5	8	1:56.391	9.850	65.727	1:59.878
19	23	Stephen REECE	Mazda MX5	1600	MX5	7	1:56.935	10.394	65.421	1:57.627
20	70	Jeremy RIVERS-FLETCHER	Mazda MX5	1600	MX5	7	1:59.290	12.749	64.129	2:00.428
21	46	Nicola FAVOT	Mazda MX5	1600	MX5	6	2:01.433	14.892	62.998	2:01.837
22	53	Stephen REED	Mazda MX5	1600	MX5	7	2:03.055	16.514	62.167	2:03.254
23	96	Sam MOODY	Mazda MX5	1600	MX5	2	2:05.895	19.354	60.765	
24	10	Stephen HORNER	Mazda MX5	1600	MX5	1			-	

### Announcements

Car No.22 - No working transponder - Please fix before 1st Race.

Clerk of the Course.

Orbits

Sig : Time :

Chief Timekeeper : Ian Sharp (SMART Timing)

Results available at [www.speedhive.com](http://www.speedhive.com) and [www.smart-timing.co.uk](http://www.smart-timing.co.uk)

Printed: 19/05/2019 09:18:38







## DDMC Saloon Car Festival

Mazda MX5

Croft 2.125 miles

Qualifying

18/05/2019 11:05

Practice started at 11:18:13

Lap	Time of Day	Lap Tm	S1	S2	S3	Lap	Time of Day	Lap Tm	S1	S2	S3
<b>(40) Ben HANCY</b>						<b>(29) Graeme CHATTEN</b>					
1	11:19:33.210				30.958	1	11:20:06.689			52.680	33.166
2	11:21:24.766	<b>1:51.556</b>	34.062	46.959	30.535	2	11:22:05.471	<b>1:58.782</b>	36.313	50.271	32.198
3	11:23:14.184	<b>1:49.418</b>	33.360	45.464	30.594	3	11:24:00.801	<b>1:55.330</b>	35.345	47.651	32.334
4	11:25:04.103	<b>1:49.919</b>	34.045	45.921	29.953	4	11:25:54.799	<b>1:53.998</b>	35.074	47.739	31.185
5	11:26:51.279	<b>1:47.176</b>	32.737	44.624	<b>29.815</b>	5	11:27:46.560	<b>1:51.761</b>	34.260	46.403	31.098
6	11:28:43.574	<b>1:52.295</b>	34.265	46.625	31.405	6	11:29:38.580	<b>1:52.020</b>	34.234	46.823	30.963
7	11:30:33.886	<b>1:50.312</b>	33.662	46.275	30.375	7	11:31:29.322	<b>1:50.742</b>	34.103	45.865	30.774
8	11:32:26.728	<b>1:52.842</b>	36.003	46.776	30.063	8	11:33:18.627	<b>1:49.305</b>	<b>33.669</b>	<b>45.143</b>	<b>30.493</b>
9	11:34:13.269	<b>1:46.541</b>	<b>32.368</b>	<b>44.306</b>	29.867	<b>(47) Stephen CRAGGS</b>					
<b>(77) Steve FODEN</b>						1	11:19:40.048			51.760	32.862
1	11:19:38.643			50.176	32.547	2	11:21:35.156	<b>1:55.108</b>	35.299	47.670	32.139
2	11:21:31.203	<b>1:52.560</b>	35.400	46.205	30.955	3	11:23:28.533	<b>1:53.377</b>	34.557	47.278	31.542
3	11:23:20.405	<b>1:49.202</b>	34.357	44.838	30.007	4	11:25:21.616	<b>1:53.083</b>	34.328	47.198	31.557
4	11:25:08.990	<b>1:48.585</b>	33.509	44.221	30.855	5	11:27:13.681	<b>1:52.065</b>	34.368	46.140	31.557
5	11:26:56.393	<b>1:47.403</b>	33.706	43.835	<b>29.862</b>	6	11:29:05.248	<b>1:51.567</b>	34.042	46.361	31.164
6	11:28:49.311	<b>1:52.918</b>	33.846	47.995	31.077	7	11:30:56.781	<b>1:51.533</b>	33.653	<b>45.655</b>	32.225
7	11:30:38.659	<b>1:49.348</b>	35.356	44.123	29.869	8	11:32:46.740	<b>1:49.959</b>	<b>33.277</b>	45.788	<b>30.894</b>
8	11:32:27.609	<b>1:48.950</b>	32.936	45.184	30.830	<b>(14) Lloyd HUGGINS</b>					
9	11:34:14.167	<b>1:46.558</b>	<b>32.710</b>	<b>43.739</b>	30.109	1	11:19:56.502			50.718	32.897
<b>(93) Dan ABBITT</b>						2	11:21:55.577	<b>1:59.075</b>	37.838	49.473	31.764
1	11:19:38.797			49.289	32.279	3	11:23:50.474	<b>1:54.897</b>	35.365	48.215	31.317
2	11:21:32.067	<b>1:53.270</b>	36.205	46.530	30.535	4	11:25:44.590	<b>1:54.116</b>	35.833	47.078	31.205
3	11:23:21.447	<b>1:49.380</b>	33.832	44.955	30.593	5	11:27:36.462	<b>1:51.872</b>	34.705	46.576	30.591
4	11:25:13.965	<b>1:52.518</b>	33.419	48.494	30.605	6	11:29:27.888	<b>1:51.426</b>	<b>34.240</b>	<b>46.338</b>	30.848
5	11:27:06.414	<b>1:52.449</b>	36.841	45.523	30.085	7	11:31:18.974	<b>1:51.086</b>	34.362	46.398	<b>30.326</b>
6	11:28:55.512	<b>1:49.098</b>	33.559	45.264	30.275	<b>(22) Adrian JOHNSON</b>					
7	11:30:46.405	<b>1:50.893</b>	36.045	44.868	<b>29.980</b>	1	11:20:07.679				
8	11:32:44.416	<b>1:58.011</b>	34.084	53.615	30.312	2	11:22:04.360	<b>1:56.681</b>			
9	11:34:31.175	<b>1:46.759</b>	<b>32.561</b>	<b>44.151</b>	30.047	3	11:24:00.258	<b>1:55.898</b>			
<b>(9) Ian TOMLINSON</b>						4	11:25:56.262	<b>1:56.004</b>			
1	11:20:04.985			51.183	30.960	5	11:27:48.864	<b>1:52.602</b>			
2	11:21:55.977	<b>1:50.992</b>	34.451	46.286	30.255	6	11:29:42.522	<b>1:53.658</b>			
3	11:23:45.305	<b>1:49.328</b>	33.752	45.230	30.346	7	11:31:35.407	<b>1:52.885</b>			
4	11:25:32.760	<b>1:47.455</b>	33.032	44.357	30.066	8	11:33:26.809	<b>1:51.402</b>			
5	11:27:20.113	<b>1:47.353</b>	32.795	44.916	<b>29.642</b>	<b>(27) Dan BLAKE</b>					
6	11:29:07.619	<b>1:47.506</b>	33.204	44.551	29.751	1	11:20:12.524			<b>57.057</b>	<b>36.695</b>
7	11:30:56.169	<b>1:48.550</b>	33.113	<b>44.198</b>	31.239	2	11:22:17.912	<b>2:05.388</b>	40.617		
8	11:32:43.298	<b>1:47.129</b>	<b>32.619</b>	44.820	29.690	3	11:24:17.373	<b>1:59.461</b>	37.172		
9	11:34:30.893	<b>1:47.595</b>	32.793	44.684	30.118	4	11:26:12.975	<b>1:55.602</b>	35.862		
<b>(42) Paul BATEMAN</b>						5	11:28:07.193	<b>1:54.218</b>	35.260		
1	11:19:38.702			47.902	31.261	6	11:30:19.980	<b>2:12.787</b>	34.735		
2	11:21:30.476	<b>1:51.774</b>	35.319	45.940	30.515	7	11:32:12.938	<b>1:52.958</b>	34.973		
3	11:23:19.661	<b>1:49.185</b>	34.201	45.096	29.888	8	11:34:04.525	<b>1:51.587</b>	<b>34.246</b>		
4	11:25:08.096	<b>1:48.435</b>	33.656	44.445	30.334	<b>(17) Howard LANCASHIRE</b>					
5	11:26:55.535	<b>1:47.439</b>	33.337	<b>44.431</b>	<b>29.671</b>	1	11:20:23.855			59.120	35.011
6	11:28:43.611	<b>1:48.076</b>	<b>32.983</b>	45.123	29.970	2	11:22:30.295	<b>2:06.440</b>	39.723	53.691	33.026
7	11:30:33.277	<b>1:49.666</b>	33.305	46.294	30.067	3	11:24:33.164	<b>2:02.869</b>	38.228	51.969	32.672
8	11:32:25.826	<b>1:52.549</b>	36.470	45.419	30.660	4	11:26:35.613	<b>2:02.449</b>	37.638	51.646	33.165
9	11:34:13.760	<b>1:47.934</b>	33.227	44.635	30.072	5	11:28:38.485	<b>2:02.872</b>	37.562	52.867	32.443
<b>(192) Jordan JOHNSON</b>						6	11:30:35.797	<b>1:57.312</b>	36.022	48.553	32.737
1	11:19:50.012			52.994	32.891	7	11:32:31.417	<b>1:55.620</b>	35.428	48.532	31.660
2	11:21:45.729	<b>1:55.717</b>	36.071	48.075	31.571	8	11:34:24.284	<b>1:52.867</b>	<b>34.706</b>	<b>46.985</b>	<b>31.176</b>
3	11:23:38.764	<b>1:53.035</b>	34.524	47.309	31.202	<b>(117) Andrew MacGREGOR</b>					
4	11:25:31.157	<b>1:52.393</b>	34.707	47.066	30.620	1	11:20:29.890			54.747	36.442
5	11:27:22.107	<b>1:50.950</b>	34.056	46.516	30.378	2	11:22:36.004	<b>2:06.114</b>	36.628	56.026	33.460
6	11:29:13.609	<b>1:51.502</b>	33.901	47.177	30.424	3	11:24:36.588	<b>2:00.584</b>	38.916	48.447	33.221
7	11:31:03.102	<b>1:49.493</b>	33.657	45.856	<b>29.980</b>	4	11:26:36.196	<b>1:59.608</b>	37.841	48.863	32.904
8	11:32:52.334	<b>1:49.232</b>	<b>33.303</b>	<b>45.381</b>	30.548	5	11:28:35.892	<b>1:59.696</b>	37.469	50.043	32.184
						6	11:30:32.148	<b>1:56.256</b>	36.554	47.668	32.034

Clerk of the Course.

Sig : Time :

Chief Timekeeper : Ian Sharp (SMART Timing)

Results available at [www.speedhive.com](http://www.speedhive.com) and [www.smart-timing.co.uk](http://www.smart-timing.co.uk)

Printed: 19/05/2019 09:25:08

Orbits





## DDMC Saloon Car Festival

Mazda MX5

Croft 2.125 miles

Qualifying

18/05/2019 11:05

Practice started at 11:18:13

Lap	Time of Day	Lap Tm	S1	S2	S3
7	11:32:28.799	1:56.651	36.440	48.509	31.702
8	11:34:21.751	1:52.952	34.844	46.484	31.624

(118) Duguld MacGREGOR

1	11:20:30.705			55.975	34.813
2	11:22:36.818	2:06.113	37.623	54.041	34.449
3	11:24:37.438	2:00.620	38.766	48.789	33.065
4	11:26:37.549	2:00.111	37.880	49.101	33.130
5	11:28:37.467	1:59.918	37.204	50.548	32.166
6	11:30:33.317	1:55.850	35.811	47.952	32.087
7	11:32:32.889	1:59.572	37.314	50.051	32.207
8	11:34:25.881	1:52.992	35.202	46.365	31.425

(11) Stephen ROBINSON

1	11:20:30.129		1:01.486		38.058
2	11:22:38.068	2:07.939	40.710	52.825	34.404
3	11:24:56.049	2:17.981	38.897	1:06.306	32.778
4	11:26:52.197	1:56.148	36.093	48.236	31.819
5	11:29:05.881	2:13.684	37.324	57.491	38.869
6	11:30:59.227	1:53.346	34.919	47.141	31.286
7	11:32:53.249	1:54.022	35.454	46.869	31.699

(64) Philip DOUTHWAITE

1	11:20:27.476			58.708	35.654
2	11:22:34.651	2:07.175	38.244	53.470	35.461
3	11:24:35.584	2:00.933	37.098	50.192	33.643
4	11:26:39.361	2:03.777	39.357	50.888	33.532
5	11:28:39.865	2:00.504	36.800	50.555	33.149
6	11:30:40.325	2:00.460	36.149	50.640	33.671
7	11:32:34.466	1:54.141	35.198		
8	11:34:30.149	1:55.683	35.539	47.745	32.399

(191) Andrew BARRETT

1	11:20:11.500		1:00.656		37.548
2	11:22:21.627	2:10.127	41.254	54.744	34.129
3	11:24:26.558	2:04.931	39.139	52.211	33.581
4	11:26:30.552	2:03.994	38.439	51.642	33.913
5	11:28:30.971	2:00.419	38.474	49.620	32.325
6	11:30:30.670	1:59.699	36.632	50.976	32.091
7	11:32:35.583	2:04.913	40.974	50.994	32.945
8	11:34:31.953	1:56.370	35.881	47.525	32.964

(55) Ian Van REENEN

1	11:20:10.103				
2	11:22:10.829	2:00.726	37.924		
3	11:24:10.906	2:00.077	37.954		
4	11:26:30.196	2:19.290	36.670		
5	11:28:30.074	1:59.878	37.905		
6	11:30:32.067	2:01.993	37.823		
7	11:32:32.791	2:00.724	38.031		
8	11:34:29.182	1:56.391	36.841		

(23) Stephen REECE

1	11:20:46.530		1:00.481		35.685
2	11:23:02.525	2:15.995	43.257	57.220	35.518
3	11:25:12.019	2:09.494	41.482	53.473	34.539
4	11:27:15.873	2:03.854	39.356	50.528	33.970
5	11:29:16.476	2:00.603	37.888	49.839	32.876
6	11:31:14.103	1:57.627	36.751	48.353	32.523
7	11:33:11.038	1:56.935	36.293	47.662	32.980

(70) Jeremy RIVERS-FLETCHER

1	11:20:34.034		56.971		36.082
2	11:22:39.697	2:05.663	40.234	52.842	32.587
3	11:24:43.775	2:04.078	38.909	52.103	33.066
4	11:26:47.649	2:03.874	39.148	52.008	32.718

Lap	Time of Day	Lap Tm	S1	S2	S3
5	11:28:48.077	2:00.428	38.386	50.113	31.929
6	11:30:47.367	1:59.290	37.499	49.336	32.455
7	11:32:48.107	2:00.740	36.589	49.475	34.676

(46) Nicola FAVOT

1	11:20:39.278			59.040	36.708
2	11:22:43.608	2:04.330	37.920	51.166	35.244
3	11:24:45.445	2:01.837	37.217	51.144	33.476
4	11:26:46.878	2:01.433	38.291	50.313	32.829
5	11:31:46.927	5:00.049	36.523	3:48.173	35.353
6	11:33:54.911	2:07.984	40.207	53.411	34.366

(53) Stephen REED

1	11:20:21.505				
2	11:22:34.166	2:12.661	40.317		
3	11:24:43.485	2:09.319	41.005		
4	11:26:50.785	2:07.300	40.626		
5	11:28:53.840	2:03.055	37.109		
6	11:30:57.683	2:03.843	38.253		
7	11:33:00.937	2:03.254	38.853		

(96) Sam MOODY

1	11:20:25.340			58.876	35.611
2	11:22:31.235	2:05.895	38.538	54.523	32.834

(10) Stephen HORNER

1	11:20:33.596			58.054	36.257
---	--------------	--	--	--------	--------

Clerk of the Course.

Sig : Time :  
 Chief Timekeeper : Ian Sharp (SMART Timing)  
 Results available at [www.speedhive.com](http://www.speedhive.com) and [www.smart-timing.co.uk](http://www.smart-timing.co.uk)

Printed: 19/05/2019 09:25:08

Orbits





## DDMC Saloon Car Festival


Mazda MX5

Croft 2.125 miles

Race 3 - 1st Race

19/05/2019 12:56

Race (20:00 Time)



POLE POSITION

<b>2</b> 77 Steve FODEN 1:46.558
<b>4</b> 9 Ian TOMLINSON 1:47.129
<b>6</b> 192 Jordan JOHNSON 1:49.232
<b>8</b> 47 Stephen CRAGGS 1:49.959
<b>10</b> 22 Adrian JOHNSON 1:51.402
<b>12</b> 17 Howard LANCASHIRE 1:52.867
<b>14</b> 118 Duguid MacGREGOR 1:52.992
<b>16</b> 64 Philip DOUTHWAITE 1:54.141
<b>18</b> 55 Ian Van REENEN 1:56.391
<b>20</b> 70 Jeremy RIVERS-FLETCHER 1:59.290

<b>1</b> 40 Ben HANCY 1:46.541
<b>3</b> 93 Dan ABBITT 1:46.759
<b>5</b> 42 Paul BATEMAN 1:47.439
<b>7</b> 29 Graeme CHATTEN 1:49.305
<b>9</b> 14 Lloyd HUGGINS 1:51.086
<b>11</b> 27 Dan BLAKE 1:51.587
<b>13</b> 117 Andrew MacGREGOR 1:52.952
<b>15</b> 11 Stephen ROBINSON 1:53.346
<b>17</b> 191 Andrew BARRETT 1:56.370
<b>19</b> 23 Stephen REECE 1:56.935

1  
2  
3  
4  
5  
6  
7  
8  
9  
10

Clerk of the Course.

Orbits

Sig : Time :

Chief Timekeeper : Ian Sharp (SMART Timing)

Results available at [www.speedhive.com](http://www.speedhive.com) and [www.smart-timing.co.uk](http://www.smart-timing.co.uk)



## DDMC Saloon Car Festival


Mazda MX5

Croft 2.125 miles

Race 3 - 1st Race

19/05/2019 12:56

Race (20:00 Time)



**22**

53 Stephen REED  
2:03.055

**21**

46 Nicola FAVOT  
2:01.433

**11**

**24**

10 Stephen HORNER

**23**

96 Sam MOODY  
2:05.895

**12**



## DDMC Saloon Car Festival

Sorted on Laps

MG Cockshoot Cup

Croft 2.125 miles

Race 1 - 1st Race

18/05/2019 11:30

Race (20:00 Time) started at 11:43:53

Pos	No.	Name	Make/Model	CC	Class Code	Laps	Total Tm	Diff	Best Tm	In Lap	2nd Best
1	3	Paul R CLACKETT	MG ZS 180	1800	C	11	20:39.687		1:41.218	10	1:42.627
2	14	Phil STANDISH	MG TF	1800	C	11	20:40.515	0.828	1:43.148	9	1:43.465
3	40	Colin STUBBS	MG ZR	1800	B	11	20:52.447	12.760	1:45.169	9	1:46.473
4	30	Karl GREEN	MG ZS	1800	B	11	20:58.061	18.374	1:46.720	5	1:46.832
5	4	Keith EGAR	MG Midget	1800	C	11	20:59.958	20.271	1:47.830	10	1:48.247
6	47	Brian BUTLER	MGF	1800	F	11	21:00.882	21.195	1:47.308	6	1:47.384
7	48	James JOHNSON	MG ZR170	1796	B	11	21:03.322	23.635	1:47.987	6	1:48.138
8	5	Paul WIGNALL	MG ZR	1800	A	11	21:08.341	28.654	1:49.109	9	1:49.702
9	87	Ian WHITT	MG Midget	1380	B	11	21:10.305	30.618	1:48.371	9	1:49.320
10	11	Michael ASHCROFT	MG ZR190	1796	C	11	21:17.355	37.668	1:51.114	10	1:51.473
11	19	Chris GREENBANK	MG-F	1800	F	11	21:18.485	38.798	1:49.180	10	1:50.591
12	78	Ian WRIGHT	MG Midget	1330	A	11	21:26.845	47.158	1:49.267	9	1:50.183
13	61	Ian COCHRANE	MG ZS 180	2497	C	11	21:40.569	1:00.882	1:52.323	6	1:52.817
Not classified											
DNF	69	Peter BRAMBLE	MGB Roadster	1950	C	5	9:23.797	DNF	1:49.898	5	1:50.229

Margin of Victory	Avg. Speed	Best Lap Tm	Best Speed	Best Lap by
0.828	67.880	1:41.218	75.579	3 - Paul R CLACKETT

Clerk of the Course.

Orbits

Sig : Time :

Chief Timekeeper : Ian Sharp (SMART Timing)

Results available at [www.speedhive.com](http://www.speedhive.com) and [www.smart-timing.co.uk](http://www.smart-timing.co.uk)



## DDMC Saloon Car Festival

### MG Cockshoot Cup

Croft 2.125 miles

#### Race 1 - 1st Race

18/05/2019 11:30

#### Race (20:00 Time) started at 11:43:53

Lap	Time of Day	Lap Tm	S1	S2	S3
<b>(3) Paul R CLACKETT</b>					
1	11:45:45.868	<b>1:51.851</b>	38.600	44.431	28.820
2	11:47:31.770	<b>1:45.902</b>	32.214	44.292	29.396
3	11:49:17.641	<b>1:45.871</b>	32.250	44.244	29.377
4	11:51:02.618	<b>1:44.977</b>	31.919	43.733	29.325
5	11:52:48.174	<b>1:45.556</b>	31.931	44.292	29.333
6	11:54:31.264	<b>1:43.090</b>	31.431	42.853	28.806
7	11:56:15.272	<b>1:44.008</b>	31.433	43.398	29.177
8	11:59:22.611	<b>3:07.339</b>	59.816	1:37.216	30.307
9	12:01:09.411	<b>1:46.800</b>	31.304	47.052	28.444
10	12:02:50.629	<b>1:41.218</b>	<b>31.093</b>	<b>41.933</b>	<b>28.192</b>
11	12:04:33.256	<b>1:42.627</b>	31.821	42.575	28.231

Lap	Time of Day	Lap Tm	S1	S2	S3
<b>(14) Phil STANDISH</b>					
1	11:45:47.399	<b>1:50.130</b>	35.933	44.799	29.398
2	11:47:34.322	<b>1:46.923</b>	33.051	44.070	29.802
3	11:49:20.790	<b>1:46.468</b>	32.966	43.644	29.858
4	11:51:05.958	<b>1:45.168</b>	32.759	43.572	28.837
5	11:52:51.236	<b>1:45.278</b>	32.471	43.768	29.039
6	11:54:35.643	<b>1:44.407</b>	32.105	43.472	28.830
7	11:56:21.013	<b>1:45.370</b>	32.311	43.611	29.448
8	11:59:23.766	<b>3:02.753</b>	55.140	1:36.857	30.756
9	12:01:06.914	<b>1:43.148</b>	<b>31.374</b>	43.010	<b>28.764</b>
10	12:02:50.379	<b>1:43.465</b>	31.998	<b>42.660</b>	28.807
11	12:04:34.084	<b>1:43.705</b>	32.138	42.770	28.797

Lap	Time of Day	Lap Tm	S1	S2	S3
<b>(40) Colin STUBBS</b>					
1	11:45:48.295	<b>1:52.267</b>	37.724	45.455	<b>29.088</b>
2	11:47:34.768	<b>1:46.473</b>	32.636	44.301	29.536
3	11:49:21.244	<b>1:46.476</b>	32.960	43.882	29.634
4	11:51:08.059	<b>1:46.815</b>	32.856	44.635	29.324
5	11:52:56.607	<b>1:48.548</b>	32.373	47.066	29.109
6	11:54:43.976	<b>1:47.369</b>	<b>32.155</b>	45.601	29.613
7	11:56:33.468	<b>1:49.492</b>	32.774	46.549	30.169
8	11:59:26.246	<b>2:52.778</b>	43.544	1:36.799	32.435
9	12:01:11.415	<b>1:45.169</b>	32.460	<b>43.309</b>	29.400
10	12:02:58.512	<b>1:47.097</b>	32.288	45.026	29.783
11	12:04:46.016	<b>1:47.504</b>	33.203		

Lap	Time of Day	Lap Tm	S1	S2	S3
<b>(30) Karl GREEN</b>					
1	11:45:53.859	<b>1:55.410</b>	38.687	46.158	30.565
2	11:47:45.575	<b>1:51.716</b>	33.455	47.780	30.481
3	11:49:34.264	<b>1:48.689</b>	33.789	44.997	29.903
4	11:51:21.098	<b>1:46.834</b>	33.276	44.114	29.444
5	11:53:07.818	<b>1:46.720</b>	33.217	43.958	29.545
6	11:54:54.650	<b>1:46.832</b>	<b>32.807</b>	44.824	<b>29.201</b>
7	11:56:42.892	<b>1:48.242</b>	34.289	44.612	29.341
8	11:59:26.719	<b>2:43.827</b>	38.634	1:32.955	32.238
9	12:01:13.571	<b>1:46.852</b>	33.293	<b>43.283</b>	30.276
10	12:03:04.055	<b>1:50.484</b>	35.309	45.324	29.851
11	12:04:51.630	<b>1:47.575</b>	33.550	44.116	29.909

Lap	Time of Day	Lap Tm	S1	S2	S3
<b>(4) Keith EGAR</b>					
1	11:45:50.271	<b>1:54.543</b>	36.804	48.349	29.390
2	11:47:39.565	<b>1:49.294</b>	33.825	46.115	29.354
3	11:49:27.949	<b>1:48.384</b>	33.401	45.990	<b>28.993</b>
4	11:51:17.376	<b>1:49.427</b>	33.491	46.883	29.053
5	11:53:06.839	<b>1:49.463</b>	33.685	46.437	29.341
6	11:54:56.882	<b>1:50.043</b>	33.131	47.797	29.115
7	11:56:46.284	<b>1:49.402</b>	33.625	46.426	29.351
8	11:59:28.967	<b>2:42.683</b>	37.783	1:31.871	33.029
9	12:01:17.450	<b>1:48.483</b>	33.711	45.713	29.059
10	12:03:05.280	<b>1:47.830</b>	<b>33.124</b>	45.652	29.054
11	12:04:53.527	<b>1:48.247</b>	33.297	<b>45.465</b>	29.485

Lap	Time of Day	Lap Tm	S1	S2	S3
<b>(47) Brian BUTLER</b>					
1	11:45:53.505	<b>1:56.575</b>	38.307	47.202	31.066
2	11:47:45.928	<b>1:52.423</b>	33.159	48.800	30.464
3	11:49:35.852	<b>1:49.924</b>	33.835	45.667	30.422
4	11:51:23.793	<b>1:47.941</b>	33.707	44.823	29.411
5	11:53:11.177	<b>1:47.384</b>	32.950	45.171	<b>29.263</b>
6	11:54:58.485	<b>1:47.308</b>	33.358	<b>44.319</b>	29.631
7	11:56:46.916	<b>1:48.431</b>	33.364	45.565	29.502
8	11:59:30.095	<b>2:43.179</b>	38.239	1:31.581	33.359
9	12:01:18.456	<b>1:48.361</b>	33.323	45.535	29.503
10	12:03:06.442	<b>1:47.986</b>	<b>32.719</b>	45.513	29.754
11	12:04:54.451	<b>1:48.009</b>	32.841	45.111	30.057

Lap	Time of Day	Lap Tm	S1	S2	S3
<b>(48) James JOHNSON</b>					
1	11:45:56.082	<b>1:59.003</b>	40.531	47.500	30.972
2	11:47:48.069	<b>1:51.987</b>	34.359	46.699	30.929
3	11:49:37.883	<b>1:49.814</b>	34.032	45.339	30.443
4	11:51:28.063	<b>1:50.180</b>	33.602	45.569	31.009
5	11:53:18.875	<b>1:50.812</b>	33.873	45.985	30.954
6	11:55:06.862	<b>1:47.987</b>	<b>33.059</b>	45.142	<b>29.786</b>
7	11:56:56.704	<b>1:49.842</b>	33.201	45.903	30.738
8	11:59:31.855	<b>2:35.151</b>	35.744	1:25.603	33.804
9	12:01:19.993	<b>1:48.138</b>	33.214	44.560	30.364
10	12:03:08.315	<b>1:48.322</b>	33.540	<b>44.235</b>	30.547
11	12:04:56.891	<b>1:48.576</b>	33.128	44.903	30.545

Lap	Time of Day	Lap Tm	S1	S2	S3
<b>(5) Paul WIGNALL</b>					
1	11:45:53.546	<b>1:59.061</b>	40.387	47.741	30.933
2	11:47:45.280	<b>1:51.734</b>	34.220	46.285	31.229
3	11:49:35.934	<b>1:50.654</b>	<b>33.125</b>	45.684	31.845
4	11:51:27.392	<b>1:51.458</b>	34.323	45.492	31.643
5	11:53:19.612	<b>1:52.220</b>	33.942	46.394	31.884
6	11:55:09.314	<b>1:49.702</b>	33.179	45.689	30.834
7	11:56:59.537	<b>1:50.223</b>	33.190	46.035	30.998
8	11:59:33.023	<b>2:33.486</b>	34.436	1:26.092	32.958
9	12:01:22.132	<b>1:49.109</b>	33.168	<b>45.198</b>	<b>30.743</b>
10	12:03:12.090	<b>1:49.958</b>	33.154	45.621	31.183
11	12:05:01.910	<b>1:49.820</b>	33.378	45.357	31.085

Lap	Time of Day	Lap Tm	S1	S2	S3
<b>(87) Ian WHITT</b>					
1	11:45:56.962	<b>1:59.056</b>	40.319	47.821	30.916
2	11:47:49.344	<b>1:52.382</b>	34.649	46.676	31.057
3	11:49:39.811	<b>1:50.467</b>	34.340	45.006	31.121
4	11:51:29.131	<b>1:49.320</b>	33.296	45.633	30.391
5	11:53:20.238	<b>1:51.107</b>	34.546	45.608	30.953
6	11:55:10.147	<b>1:49.909</b>	33.924	45.292	30.693
7	11:57:01.097	<b>1:50.950</b>	33.952	46.555	30.443
8	11:59:34.284	<b>2:33.187</b>	37.177	1:22.825	33.185
9	12:01:22.655	<b>1:48.371</b>	33.424	<b>44.700</b>	<b>30.247</b>
10	12:03:13.277	<b>1:50.622</b>	33.811	46.222	30.589
11	12:05:03.874	<b>1:50.597</b>	<b>33.120</b>	46.517	30.960

Lap	Time of Day	Lap Tm	S1	S2	S3
<b>(11) Michael ASHCROFT</b>					
1	11:46:01.053	<b>2:02.263</b>	40.657	49.967	31.639
2	11:47:56.658	<b>1:55.605</b>	36.011	48.781	30.813
3	11:49:50.341	<b>1:53.683</b>	35.600	47.468	30.615
4	11:51:44.095	<b>1:53.754</b>	35.166	48.022	30.566
5	11:53:36.684	<b>1:52.589</b>	34.603	47.559	30.427
6	11:55:28.987	<b>1:52.303</b>	34.434	47.682	30.187
7	11:57:23.861	<b>1:54.874</b>	34.813	48.333	31.728
8	11:59:35.972	<b>2:12.111</b>	37.587	1:01.032	33.492
9	12:01:28.337	<b>1:52.365</b>	35.457	46.852	<b>30.056</b>
10	12:03:19.451	<b>1:51.114</b>	<b>33.977</b>	<b>46.804</b>	30.333
11	12:05:10.924	<b>1:51.473</b>	34.125	46.815	30.533

<b>(19) Chris GREENBANK</b>					
-----------------------------	--	--	--	--	--

Clerk of the Course.

Sig : Time :

Chief Timekeeper : Ian Sharp (SMART Timing)

Results available at [www.speedhive.com](http://www.speedhive.com) and [www.smart-timing.co.uk](http://www.smart-timing.co.uk)

Orbits



## DDMC Saloon Car Festival

MG Cockshoot Cup

Croft 2.125 miles

Race 1 - 1st Race

18/05/2019 11:30

Race (20:00 Time) started at 11:43:53

Lap	Time of Day	Lap Tm	S1	S2	S3	Lap	Time of Day	Lap Tm	S1	S2	S3
1	11:46:03.324	<b>2:04.463</b>	41.384	51.680	31.399						
2	11:47:59.872	<b>1:56.548</b>	35.645	48.965	31.938						
3	11:49:54.809	<b>1:54.937</b>	35.171	48.608	31.158						
4	11:51:49.605	<b>1:54.796</b>	35.087	48.034	31.675						
5	11:53:44.293	<b>1:54.688</b>	35.467	48.523	30.698						
6	11:55:37.754	<b>1:53.461</b>	35.019	47.638	30.804						
7	11:57:31.873	<b>1:54.119</b>	35.024	47.442	31.653						
8	11:59:41.128	<b>2:09.255</b>	37.977	56.272	35.006						
9	12:01:31.719	<b>1:50.591</b>	34.491	45.881	30.219						
10	12:03:20.899	<b>1:49.180</b>	<b>33.706</b>	<b>45.611</b>	<b>29.863</b>						
11	12:05:12.054	<b>1:51.155</b>	33.745	46.592	30.818						

(78) Ian WRIGHT

1	11:45:55.420	<b>1:58.946</b>	39.517	47.811	31.618
2	11:47:47.577	<b>1:52.157</b>	34.103	46.670	31.384
3	11:49:37.760	<b>1:50.183</b>	34.119	45.009	31.055
4	11:51:28.610	<b>1:50.850</b>	34.170	45.698	30.982
5	11:53:19.953	<b>1:51.343</b>	33.997	45.608	31.738
6	11:55:10.999	<b>1:51.046</b>	34.733	45.151	31.162
7	11:57:30.604	<b>2:19.605</b>	58.407	46.146	35.052
8	11:59:40.628	<b>2:10.024</b>	38.752	56.236	35.036
9	12:01:29.895	<b>1:49.267</b>	34.140	<b>44.751</b>	<b>30.376</b>
10	12:03:20.488	<b>1:50.593</b>	33.869	45.856	30.868
11	12:05:20.414	<b>1:59.926</b>	<b>33.462</b>	54.886	31.578

(61) Ian COCHRANE

1	11:46:02.559	<b>2:03.966</b>	42.545	50.289	31.132
2	11:47:57.980	<b>1:55.421</b>	35.080	48.722	31.619
3	11:49:51.775	<b>1:53.795</b>	34.997	47.821	30.977
4	11:51:45.732	<b>1:53.957</b>	34.949	47.519	31.489
5	11:53:38.549	<b>1:52.817</b>	34.969	<b>46.790</b>	31.058
6	11:55:30.872	<b>1:52.323</b>	<b>34.605</b>	46.894	30.824
7	11:57:29.921	<b>1:59.049</b>	37.504	46.845	34.700
8	11:59:39.268	<b>2:09.347</b>	38.392	55.851	35.104
9	12:01:45.787	<b>2:06.519</b>	47.505	48.289	<b>30.725</b>
10	12:03:39.580	<b>1:53.793</b>	35.003	47.906	30.884
11	12:05:34.138	<b>1:54.558</b>	35.678	47.679	31.201

(69) Peter BRAMBLE

1	11:45:55.274	<b>1:58.060</b>	38.888	47.080	32.092
2	11:47:46.950	<b>1:51.676</b>	33.794	46.629	31.253
3	11:49:37.179	<b>1:50.229</b>	33.960	<b>45.356</b>	30.913
4	11:51:27.468	<b>1:50.289</b>	33.564	46.032	30.693
5	11:53:17.366	<b>1:49.898</b>	<b>33.452</b>	45.854	<b>30.592</b>

Clerk of the Course.

Orbits

Sig : Time :  
 Chief Timekeeper : Ian Sharp (SMART Timing)  
 Results available at [www.speedhive.com](http://www.speedhive.com) and [www.smart-timing.co.uk](http://www.smart-timing.co.uk)





## DDMC Saloon Car Festival

## Lapchart

**MG Cockshoot Cup**

Croft 2.125 miles

**Race 1 - 1st Race**

18/05/2019 11:30

**Race (20:00 Time) started at 11:43:53**

Competitors	Laps												
	0	1	2	3	4	5	6	7	8	9	10	11	
Paul R CLACKETT (3)	1	3	3	3	3	3	3	3	3	3	14	14	3
Paul WIGNALL (5)	2	5	14	14	14	14	14	14	14	14	3	3	14
Keith EGAR (4)	3	4	40	40	40	40	40	40	40	40	40	40	40
Colin STUBBS (40)	4	40	4	4	4	4	30	30	30	30	30	30	30
Ian WRIGHT (78)	5	78	47	5	30	30	30	4	4	4	4	4	4
Brian BUTLER (47)	6	47	5	30	47	47	47	47	47	47	47	47	47
James JOHNSON (48)	7	48	30	47	5	5	69	48	48	48	48	48	48
Peter BRAMBLE (69)	8	69	69	69	69	69	48	5	5	5	5	5	5
Phil STANDISH (14)	9	14	78	78	78	48	5	87	87	87	87	87	87
Ian WHITT (87)	10	87	48	48	48	78	78	78	11	11	11	11	11
Karl GREEN (30)	11	30	87	87	87	87	87	11	61	61	78	78	19
Ian COCHRANE (61)	12	61	11	11	11	11	11	61	78	78	19	19	78
Michael ASHCROFT (11)	13	11	61	61	61	61	61	19	19	19	61	61	61
Chris GREENBANK (19)	14	19	19	19	19	19	19						

Clerk of the Course.

Sig : Time :

Chief Timekeeper : Ian Sharp (SMART Timing)

Results available at [www.speedhive.com](http://www.speedhive.com) and [www.smart-timing.co.uk](http://www.smart-timing.co.uk)

Printed: 18/05/2019 12:12:11

Orbits



## DDMC Saloon Car Festival


MG Cockshoot Cup

Croft 2.125 miles

Race 4 - 2nd Race

19/05/2019 13:24

Race (20:00 Time)



POLE POSITION

<b>2</b>	14 Phil STANDISH
<b>4</b>	30 Karl GREEN
<b>6</b>	47 Brian BUTLER
<b>8</b>	5 Paul WIGNALL
<b>10</b>	11 Michael ASHCROFT
<b>12</b>	78 Ian WRIGHT
<b>14</b>	69 Peter BRAMBLE

<b>1</b>	3 Paul R CLACKETT
<b>3</b>	40 Colin STUBBS
<b>5</b>	4 Keith EGAR
<b>7</b>	48 James JOHNSON
<b>9</b>	87 Ian WHITT
<b>11</b>	19 Chris GREENBANK
<b>13</b>	61 Ian COCHRANE

**1**  
**2**  
**3**  
**4**  
**5**  
**6**  
**7**

Clerk of the Course.

Sig :                      Time :

Chief Timekeeper : Ian Sharp (SMART Timing)

Results available at [www.speedhive.com](http://www.speedhive.com) and [www.smart-timing.co.uk](http://www.smart-timing.co.uk)

Printed: 18/05/2019 12:10:44

Orbits



## DDMC Saloon Car Festival

Sorted on Laps

Fun Cup

Croft 2.125 miles

Race 2

18/05/2019 12:57

Race (5:00:00 Time) started at 13:02:40

Pos	No.	Team	Make/Model	CC	Class Code	Laps	Total Tm	Diff	Best Tm	In Lap	2nd Best
1	170	Truman's	Fun Cup	1800	FC	159	5:01:04.60		1:38.340	107	1:38.371
2	1	2 Rent Dominos	Fun Cup	1800	FC	159	5:01:05.53	0.934	1:37.464	114	1:37.517
3	225	JPR - Uvio	Fun Cup	1800	FC	159	5:01:19.72	15.120	1:38.353	84	1:38.448
4	146	JPR PLR Racing	Fun Cup	1800	FC	159	5:01:21.67	17.071	1:38.234	107	1:38.487
5	267	Axiometrics	Fun Cup	1800	FC	159	5:01:25.85	21.251	1:38.628	107	1:39.090
6	111	GCI Racing	Fun Cup	1800	FC	159	5:01:32.64	28.039	1:38.421	106	1:38.448
7	104	Team Kennedy 104	Fun Cup	1800	FC	159	5:01:32.78	28.184	1:38.541	107	1:38.557
8	171	Agua Caliente	Fun Cup	1800	FC	159	5:01:42.26	37.656	1:39.164	159	1:39.426
9	195	Team 7 : Fun Bikes	Fun Cup	1800	FC	158	5:01:32.93	1 Lap	1:39.977	105	1:39.987
10	249	Team 7 : Car 249	Fun Cup	1800	FC	157	5:01:19.73	2 Laps	1:37.988	82	1:38.246
11	221	Despatchbay.com	Fun Cup	1800	FC	156	5:01:52.09	3 Laps	1:38.051	108	1:38.559
12	251	Team 7 Hawthorns	Fun Cup	1800	FC	156	5:02:31.47	3 Laps	1:40.662	111	1:41.019
13	212	FNS	Fun Cup	1800	FC	155	5:01:22.19	4 Laps	1:38.338	106	1:38.550
14	49	TFL Racing	Fun Cup	1800	FC	154	5:01:22.85	5 Laps	1:39.696	154	1:39.926
15	110	Viking Self-Storage	Fun Cup	1800	FC	152	5:01:41.73	7 Laps	1:38.511	100	1:38.684
16	99	JPR Alpha Racing	Fun Cup	1800	FC	152	5:02:37.45	7 Laps	1:40.249	111	1:41.167
17	207	TheTrack.life	Fun Cup	1800	FC	150	5:01:51.18	9 Laps	1:39.607	106	1:39.795
18	188	TFL Racing	Fun Cup	1800	FC	147	5:01:13.76	12 Laps	1:44.786	105	1:44.889
19	222	Crossacre	Fun Cup	1800	FC	145	5:01:47.24	14 Laps	1:39.268	102	1:39.999
20	220	Apollo Motorsports 220	Fun Cup	1800	FC	144	4:33:08.39	15 Laps	1:38.442	113	1:38.725
21	97	JPR - GT Radial	Fun Cup	1800	FC	143	5:02:07.80	16 Laps	1:38.450	90	1:38.531
22	107	IF Motorsport	Fun Cup	1800	FC	94	4:55:10.05	65 Laps	1:40.177	49	1:40.938
23	125	Greensall Motorsport	Fun Cup	1800	FC	93	3:25:22.66	66 Laps	1:40.182	80	1:40.327
24	61	PT Motorsport	Fun Cup	1800	FC	80	3:01:21.01	79 Laps	1:39.225	68	1:39.431
25	214	RAW Motorsports	Fun Cup	1800	FC	71	5:01:26.72	88 Laps	1:39.393	70	1:39.613

### Announcements

Stop & Go Penalty - Car No.104 - Out of position at Start.

Margin of Victory	Avg. Speed	Best Lap Tm	Best Speed	Best Lap by
0.934	67.333	1:37.464	78.491	1 - Neil BURROUGHS / Chris HAF

Clerk of the Course.

Orbits

Sig : Time :

Chief Timekeeper : Ian Sharp (SMART Timing)

Results available at [www.speedhive.com](http://www.speedhive.com) and [www.smart-timing.co.uk](http://www.smart-timing.co.uk)

Printed: 18/05/2019 18:50:57



## DDMC Saloon Car Festival

### Fun Cup

Croft 2.125 miles

### Race 2

18/05/2019 12:57

Race (5:00:00 Time) started at 13:02:40

Lap	Time of Day	Lap Tm	S1	S2	S3	Lap	Time of Day	Lap Tm	S1	S2	S3
(170) Colin KINGSNORTH / Jonathan HOAD						65	15:05:40.445	1:41.647	31.045	42.050	28.552
1	13:04:36.648	1:51.202	36.154	44.761	30.287	66	15:07:22.523	1:42.078	31.335	41.887	28.856
2	13:06:23.362	1:46.714	34.409	43.589	28.716	67	15:09:03.869	1:41.346	31.169	41.733	28.444
3	13:08:06.405	1:43.043	31.686	42.899	28.458	68	15:10:44.912	1:41.043	31.171	41.639	28.233
4	13:09:49.608	1:43.203	31.475	42.592	29.136	69	15:12:26.715	1:41.803	31.654	41.930	28.219
5	13:11:31.879	1:42.271	31.693	42.215	28.363	70	15:14:07.538	1:40.823	31.077	41.385	28.361
6	13:13:13.206	1:41.327	31.207	41.845	28.275	71	15:15:47.858	1:40.320	30.879	41.381	28.060
7	13:14:54.882	1:41.676	30.876	42.293	28.507	72	15:17:28.864	1:41.006	31.022	41.973	28.011
8	13:16:37.239	1:42.357	31.054	42.622	28.681	73	15:19:09.174	1:40.310	31.062	41.418	27.830
9	13:18:21.105	1:43.866	31.882	43.028	28.956	74	15:20:48.524	1:39.350	30.611	40.905	27.834
10	13:20:03.828	1:42.723	31.618	42.413	28.692	75	15:22:27.565	1:39.041	30.457	40.946	27.638
11	13:23:11.476	3:07.648	1:02.746	1:32.116	32.786	76	15:24:06.794	1:39.229	30.631	40.934	27.664
12	13:24:54.369	1:42.893	31.684	42.496	28.713	77	15:25:45.694	1:38.900	30.356	40.894	27.650
13	13:26:36.720	1:42.351	31.272	42.287	28.792	78	15:27:24.409	1:38.715	30.441	40.629	27.645
14	13:28:19.800	1:43.080	31.348	43.413	28.319	79	15:29:03.492	1:39.083	30.718	40.652	27.713
15	13:30:01.650	1:41.850	31.277	42.357	28.216	80	15:30:42.396	1:38.904	30.310	40.822	27.772
16	13:31:43.713	1:42.063	31.232	42.348	28.483	81	15:32:22.324	1:39.928	30.916	41.137	27.875
17	13:33:26.175	1:42.462	31.202	42.770	28.490	82	15:34:01.457	1:39.133	30.373	41.196	27.564
18	13:35:08.451	1:42.276	31.333	42.458	28.485	83	15:35:40.112	1:38.655	30.210	41.063	27.382
19	13:36:50.619	1:42.168	31.289	42.411	28.468	84	15:37:19.117	1:39.005	30.040	40.927	28.038
20	13:38:34.068	1:43.449	31.839	42.864	28.746	85	15:38:57.488	1:38.371	30.153	40.307	27.911
21	13:40:17.128	1:43.060	31.567	42.284	29.209	p86	15:40:33.013	1:35.525	30.087	41.465	
22	13:42:00.038	1:42.910	31.475	42.499	28.936	87	15:43:05.401	2:32.388		42.717	28.684
23	13:43:42.837	1:42.799	31.020	43.197	28.582	88	15:44:46.198	1:40.797	31.159	41.440	28.198
24	13:45:24.761	1:41.924	31.325	41.890	28.709	89	15:46:29.238	1:43.040	30.938	43.356	28.746
25	13:47:06.588	1:41.827	31.382	42.266	28.179	90	15:48:10.909	1:41.671	30.968	42.231	28.472
26	13:48:48.746	1:42.158	31.252	42.334	28.572	91	15:51:17.965	3:07.056	54.169	1:20.639	52.248
27	13:50:29.795	1:41.049	31.001	41.749	28.299	92	15:54:36.747	3:18.782	1:05.681	1:22.570	50.531
28	13:52:11.449	1:41.654	31.076	42.195	28.383	93	15:57:57.188	3:20.441	1:05.858	1:28.919	45.664
29	13:53:53.983	1:42.534	31.119	42.532	28.883	94	16:00:22.588	2:25.400	54.995	1:01.456	28.949
30	13:55:35.542	1:41.559	31.407	41.894	28.258	95	16:02:05.218	1:42.630	31.948	42.405	28.277
31	13:57:17.546	1:42.004	31.228	42.283	28.493	96	16:03:47.448	1:42.230	30.964	42.428	28.838
p32	13:58:56.188	1:38.642	30.918	42.387		97	16:05:27.722	1:40.274	30.996	41.127	28.151
33	14:01:54.765	2:58.577		43.076	29.012	98	16:07:19.449	1:51.727	32.532	48.606	30.589
34	14:03:38.548	1:43.783	31.947	43.064	28.772	99	16:09:41.129	2:21.680	36.197	52.313	53.170
35	14:05:22.481	1:43.933	32.510	42.354	29.069	100	16:13:06.353	3:25.224	1:05.987	1:27.232	52.005
36	14:07:06.893	1:44.412	32.007	43.555	28.850	101	16:16:34.099	3:27.746	57.339	1:32.822	57.585
37	14:08:49.797	1:42.904	31.879	42.350	28.675	102	16:19:21.859	2:47.760	1:09.670	1:09.335	28.755
38	14:10:33.026	1:43.229	32.243	42.199	28.787	103	16:21:01.972	1:40.113	30.966	41.205	27.942
39	14:12:15.228	1:42.202	32.033	42.023	28.146	104	16:22:41.552	1:39.580	30.472	41.025	28.083
40	14:13:58.550	1:43.322	31.516	42.972	28.834	105	16:24:21.667	1:40.115	30.426	42.044	27.645
41	14:15:41.727	1:43.177	32.109	41.949	29.119	106	16:26:00.726	1:39.059	30.515	40.842	27.702
42	14:17:24.908	1:43.181	31.845	42.145	29.191	107	16:27:39.066	1:38.340	30.359	40.408	27.573
43	14:19:07.565	1:42.657	31.824	42.089	28.744	p108	16:29:21.050	1:41.984	32.662	43.186	
44	14:20:49.984	1:42.419	31.762	42.046	28.611	109	16:31:45.698	2:24.648	41.638		27.496
45	14:22:32.901	1:42.917	31.568	42.739	28.610	110	16:33:25.334	1:39.636	31.444	40.868	27.324
46	14:24:19.508	1:46.607	31.449	44.745	30.413	111	16:35:04.628	1:39.294	30.482	41.168	27.644
47	14:26:03.244	1:43.736	31.726	42.572	29.438	112	16:36:48.152	1:43.524	32.092	42.598	28.834
48	14:27:45.646	1:42.402	31.719	42.109	28.574	113	16:38:27.947	1:39.795	31.284	40.780	27.731
49	14:29:27.568	1:41.922	31.441	41.818	28.663	114	16:40:08.463	1:40.516	31.194	41.180	28.142
50	14:31:09.732	1:42.164	31.479	41.967	28.718	115	16:41:47.578	1:39.115	30.832	40.797	27.486
51	14:32:51.790	1:42.058	31.347	42.122	28.589	116	16:43:28.377	1:40.799	31.015	42.183	27.601
52	14:34:37.562	1:45.772	32.423	43.674	29.675	117	16:46:44.560	3:16.183	55.458	1:25.548	55.177
53	14:37:24.535	2:46.973	36.621	1:23.757	46.595	118	16:49:03.461	2:18.901	49.773	57.734	31.394
54	14:39:51.589	2:27.054	55.647	1:01.542	29.865	119	16:50:43.745	1:40.284	32.247	40.909	27.128
55	14:41:36.797	1:45.208	32.413	43.206	29.589	120	16:52:25.499	1:41.754	31.379	41.711	28.664
56	14:44:23.927	2:47.130	49.935	1:05.629	51.566	121	16:54:05.979	1:40.480	30.754	41.405	28.321
p57	14:46:54.674	2:30.747	47.407	1:01.438		122	16:55:47.654	1:41.675	30.665	42.204	28.806
58	14:49:31.392	1:36.718		43.875	30.567	123	16:57:29.794	1:42.140	30.828	42.533	28.779
59	14:52:01.308	2:29.916	47.157	1:05.922	36.837	124	16:59:10.680	1:40.886	30.870	41.676	28.340
60	14:54:26.472	2:25.164	47.100	1:01.106	36.958	125	17:00:53.025	1:42.345	31.061	41.820	29.464
61	14:56:55.666	2:29.194	46.345	1:04.178	38.671	126	17:03:49.080	2:56.055	45.383	1:25.241	45.431
62	14:59:52.400	2:56.734	56.638	1:14.898	45.198	127	17:06:10.378	2:21.298	56.378	52.459	32.461
63	15:02:15.981	2:23.581	53.566	56.738	33.277	128	17:07:52.665	1:42.287	31.784	41.819	28.684
64	15:03:58.798	1:42.817	32.268	42.122	28.427	129	17:09:33.284	1:40.619	31.567	41.104	27.948
						130	17:11:14.626	1:41.342	31.710	41.534	28.098

Clerk of the Course.

Sig : Time :

Chief Timekeeper : Ian Sharp (SMART Timing)

Results available at [www.speedhive.com](http://www.speedhive.com) and [www.smart-timing.co.uk](http://www.smart-timing.co.uk)

Printed: 18/05/2019 18:51:25

Orbits



## DDMC Saloon Car Festival

Fun Cup

Croft 2.125 miles

Race 2

18/05/2019 12:57

Race (5:00:00 Time) started at 13:02:40

Lap	Time of Day	Lap Tm	S1	S2	S3	Lap	Time of Day	Lap Tm	S1	S2	S3
131	17:12:57.079	<b>1:42.453</b>	31.947	42.147	28.359	36	14:06:47.507	<b>1:42.898</b>	31.669	42.712	28.517
p132	17:14:38.460	<b>1:41.381</b>	32.363	43.066		37	14:08:30.765	<b>1:43.258</b>	31.996	42.872	28.390
133	17:17:01.514	<b>2:23.054</b>		42.122	28.197	38	14:10:13.101	<b>1:42.336</b>	31.738	42.246	28.352
134	17:18:42.574	<b>1:41.060</b>	30.600	42.021	28.439	39	14:11:56.385	<b>1:43.284</b>	32.230	42.363	28.691
135	17:20:24.506	<b>1:41.932</b>	31.566	42.011	28.355	40	14:13:38.709	<b>1:42.324</b>	31.670	42.388	28.266
136	17:22:05.540	<b>1:41.034</b>	30.653	42.055	28.326	41	14:15:21.597	<b>1:42.888</b>	31.865	42.776	28.247
137	17:23:46.547	<b>1:41.007</b>	30.817	41.964	28.226	42	14:17:03.677	<b>1:42.080</b>	31.586	41.792	28.702
138	17:25:27.610	<b>1:41.063</b>	30.827	42.056	28.180	43	14:18:45.518	<b>1:41.841</b>	31.427	42.136	28.278
139	17:27:08.616	<b>1:41.006</b>	30.598	41.838	28.570	44	14:20:27.673	<b>1:42.155</b>	31.691	42.143	28.321
140	17:28:50.996	<b>1:42.380</b>	30.854	42.102	29.424	45	14:22:10.424	<b>1:42.751</b>	31.717	42.684	28.350
141	17:30:32.869	<b>1:41.873</b>	30.531	42.574	28.768	46	14:23:52.534	<b>1:42.110</b>	31.435	42.253	28.422
142	17:32:13.951	<b>1:41.082</b>	30.590	42.159	28.333	47	14:25:34.222	<b>1:41.688</b>	31.534	42.016	28.138
143	17:33:54.981	<b>1:41.030</b>	30.567	41.871	28.592	48	14:27:17.122	<b>1:42.900</b>	31.462	42.910	28.528
144	17:35:36.689	<b>1:41.708</b>	30.433	42.878	28.397	49	14:28:59.340	<b>1:42.218</b>	31.517	42.246	28.455
145	17:37:18.456	<b>1:41.767</b>	30.495	42.587	28.685	50	14:30:41.556	<b>1:42.216</b>	31.581	41.899	28.736
146	17:40:47.192	<b>3:28.736</b>	1:00.315	1:32.297	56.124	51	14:32:23.438	<b>1:41.882</b>	31.528	41.919	28.435
147	17:43:31.244	<b>2:44.052</b>	1:08.673	1:05.727	29.652	52	14:34:05.656	<b>1:42.218</b>	31.447	41.851	28.920
148	17:45:13.469	<b>1:42.225</b>	31.382	42.636	28.207	53	14:37:16.534	<b>3:10.878</b>	53.008	1:32.375	45.495
149	17:46:54.764	<b>1:41.295</b>	30.950	42.180	28.165	54	14:39:46.632	<b>2:30.098</b>	56.800	1:02.846	30.452
150	17:48:35.903	<b>1:41.139</b>	30.440	42.301	28.398	55	14:41:30.921	<b>1:44.289</b>	31.663	42.482	30.144
151	17:50:17.505	<b>1:41.602</b>	30.968	42.462	28.172	56	14:44:14.283	<b>2:43.362</b>	50.348	1:06.627	46.387
152	17:51:59.216	<b>1:41.711</b>	30.711	42.560	28.440	p57	14:46:48.439	<b>2:34.156</b>	51.234	1:02.997	
153	17:53:40.610	<b>1:41.394</b>	30.597	42.386	28.411	58	14:49:35.140	<b>2:46.701</b>		43.733	30.314
154	17:55:22.122	<b>1:41.512</b>	30.459	41.921	29.132	59	14:52:03.971	<b>2:28.831</b>	46.060	1:04.891	37.880
155	17:57:02.937	<b>1:40.815</b>	30.802	41.787	28.226	60	14:54:28.266	<b>2:24.295</b>	46.230	1:01.204	36.861
156	17:58:44.026	<b>1:41.089</b>	30.313	42.337	28.439	61	14:56:57.625	<b>2:29.359</b>	45.925	1:04.133	39.301
157	18:00:24.333	<b>1:40.307</b>	<b>29.952</b>	42.197	28.158	62	14:59:54.283	<b>2:56.658</b>	56.120	1:15.015	45.523
158	18:02:04.950	<b>1:40.617</b>	31.253	41.415	27.949	63	15:02:16.568	<b>2:22.285</b>	53.533	55.836	32.916
159	18:03:45.471	<b>1:40.521</b>	30.581	41.906	28.034	64	15:03:58.355	<b>1:41.787</b>	31.705	41.877	28.205
(1) Neil BURROUGHS / Chris HART						65	15:05:40.019	<b>1:41.664</b>	31.304	41.884	28.476
1	13:04:51.524	<b>1:51.942</b>	38.690	44.151	29.101	66	15:07:22.033	<b>1:42.014</b>	31.498	41.954	28.562
2	13:06:36.401	<b>1:44.877</b>	32.157	44.015	28.705	67	15:09:03.393	<b>1:41.360</b>	31.499	41.691	28.170
3	13:08:21.018	<b>1:44.617</b>	32.023	43.404	29.190	68	15:10:45.173	<b>1:41.780</b>	31.526	42.063	28.191
4	13:10:03.849	<b>1:42.831</b>	31.790	42.471	28.570	69	15:12:26.351	<b>1:41.178</b>	31.309	41.737	28.132
5	13:11:47.018	<b>1:43.169</b>	31.892	42.519	28.758	70	15:14:07.184	<b>1:40.833</b>	31.136	41.501	28.196
6	13:13:29.351	<b>1:42.333</b>	31.161	42.718	28.454	71	15:15:47.692	<b>1:40.508</b>	31.115	41.283	28.110
7	13:15:12.446	<b>1:43.095</b>	31.219	42.133	29.743	72	15:17:28.631	<b>1:40.939</b>	30.991	41.961	27.987
8	13:16:54.691	<b>1:42.245</b>	31.332	41.963	28.950	73	15:19:11.096	<b>1:42.465</b>	31.221	43.335	27.909
9	13:18:37.457	<b>1:42.766</b>	31.489	42.272	29.005	74	15:20:53.054	<b>1:41.958</b>	31.336	42.738	27.884
10	13:20:20.955	<b>1:43.498</b>	31.516	42.992	28.990	75	15:22:32.302	<b>1:39.248</b>	30.477	41.145	27.626
11	13:23:17.063	<b>2:56.108</b>	52.900	1:30.733	32.475	76	15:24:12.508	<b>1:40.206</b>	30.815	41.107	28.284
12	13:24:59.320	<b>1:42.257</b>	31.443	42.121	28.693	77	15:25:51.849	<b>1:39.341</b>	30.408	40.853	28.080
13	13:26:41.288	<b>1:41.968</b>	31.382	41.818	28.768	78	15:27:31.052	<b>1:39.203</b>	30.657	40.727	27.819
14	13:28:23.199	<b>1:41.911</b>	31.339	41.826	28.746	79	15:29:09.466	<b>1:38.414</b>	30.375	40.480	27.559
15	13:30:04.621	<b>1:41.422</b>	30.913	41.909	28.600	80	15:30:47.837	<b>1:38.371</b>	30.056	40.766	27.549
16	13:31:46.329	<b>1:41.708</b>	31.044	42.084	28.580	81	15:32:26.177	<b>1:38.340</b>	<b>29.987</b>	40.663	27.690
17	13:33:28.481	<b>1:42.152</b>	31.230	42.444	28.478	82	15:34:05.425	<b>1:39.248</b>	30.381	40.784	28.083
18	13:35:10.544	<b>1:42.063</b>	31.309	41.658	29.096	83	15:35:43.773	<b>1:38.348</b>	30.144	40.627	27.577
19	13:36:52.266	<b>1:41.722</b>	31.007	42.131	28.584	p84	15:37:19.335	<b>1:35.562</b>	30.174	41.065	
20	13:38:35.002	<b>1:42.736</b>	31.628	42.774	28.334	85	15:39:59.667	<b>2:40.332</b>		41.356	27.768
21	13:40:17.584	<b>1:42.582</b>	31.364	42.028	29.190	86	15:41:40.212	<b>1:40.545</b>	30.941	41.694	27.910
22	13:41:59.480	<b>1:41.896</b>	31.237	41.913	28.746	87	15:43:20.656	<b>1:40.444</b>	30.757	41.083	28.604
23	13:43:41.308	<b>1:41.828</b>	31.088	42.169	28.571	88	15:45:01.790	<b>1:41.134</b>	31.310	41.475	28.349
24	13:45:23.775	<b>1:42.467</b>	31.468	42.027	28.972	89	15:46:42.057	<b>1:40.267</b>	30.694	41.457	28.116
25	13:47:05.601	<b>1:41.826</b>	31.560	41.948	28.318	90	15:48:23.940	<b>1:41.883</b>	30.679	43.039	28.165
26	13:48:47.684	<b>1:42.083</b>	31.507	42.195	28.381	91	15:51:23.517	<b>2:59.577</b>	45.835	1:20.553	53.189
27	13:50:28.642	<b>1:40.958</b>	31.126	41.634	28.198	92	15:54:40.947	<b>3:17.430</b>	1:04.040	1:23.028	50.362
28	13:52:10.047	<b>1:41.405</b>	31.378	41.755	28.272	93	15:58:01.833	<b>3:20.886</b>	1:06.050	1:27.758	47.078
29	13:53:53.315	<b>1:43.268</b>	32.188	42.603	28.477	94	16:00:25.223	<b>2:23.390</b>	53.573	1:00.260	29.557
p30	13:55:31.733	<b>1:38.418</b>	31.349	41.849		95	16:02:05.829	<b>1:40.606</b>	31.119	40.943	28.544
31	13:58:12.633	<b>2:40.900</b>		42.869	28.903	96	16:03:44.836	<b>1:39.007</b>	30.856	40.576	27.575
32	13:59:56.426	<b>1:43.793</b>	31.824	43.170	28.799	97	16:05:23.886	<b>1:39.050</b>	30.399	40.890	27.761
33	14:01:39.780	<b>1:43.354</b>	31.714	43.073	28.567	98	16:07:13.665	<b>1:49.779</b>	30.439	48.095	31.245
34	14:03:22.138	<b>1:42.358</b>	31.482	42.511	28.365	99	16:09:38.487	<b>2:24.822</b>	38.693	53.094	53.035
35	14:05:04.609	<b>1:42.471</b>	31.861	42.271	28.339	100	16:13:03.318	<b>3:24.831</b>	1:05.665	1:27.505	51.661
						101	16:16:31.329	<b>3:28.011</b>	57.543	1:33.650	56.818

Clerk of the Course.

Orbits

Sig : \_\_\_\_\_ Time : \_\_\_\_\_  
Chief Timekeeper : Ian Sharp (SMART Timing)

Results available at [www.speedhive.com](http://www.speedhive.com) and [www.smart-timing.co.uk](http://www.smart-timing.co.uk)





## DDMC Saloon Car Festival

### Fun Cup

Croft 2.125 miles

### Race 2

18/05/2019 12:57

Race (5:00:00 Time) started at 13:02:40

Lap	Time of Day	Lap Tm	S1	S2	S3	Lap	Time of Day	Lap Tm	S1	S2	S3
102	16:19:20.734	2:49.405	1:10.362	1:09.872	29.171	7	13:14:53.486	1:42.132	31.310	42.407	28.415
103	16:21:00.178	1:39.444	30.629	41.490	27.325	8	13:16:37.097	1:43.611	31.695	42.961	28.955
104	16:22:40.155	1:39.977	31.015	41.478	27.484	9	13:18:20.919	1:43.822	31.899	43.013	28.910
105	16:24:19.980	1:39.825	30.412	41.745	27.668	10	13:20:02.964	1:42.045	31.488	42.280	28.277
106	16:25:58.789	1:38.809	30.344	40.754	27.711	11	13:23:10.951	3:07.987	1:02.454	1:32.160	33.373
107	16:27:37.252	1:38.463	30.375	40.486	27.602	12	13:24:53.546	1:42.595	31.555	42.660	28.380
p108	16:29:14.475	1:37.223	31.519	40.624		13	13:26:35.880	1:42.334	31.480	42.574	28.280
109	16:31:49.285	2:34.810		40.732	27.243	14	13:28:18.877	1:42.997	31.708	42.989	28.300
110	16:33:26.802	1:37.517	30.190	40.312	27.015	15	13:30:01.093	1:42.216	31.265	42.442	28.509
111	16:35:04.903	1:38.101	30.160	40.272	27.669	16	13:31:43.181	1:42.088	31.107	42.434	28.547
112	16:36:46.860	1:41.957	31.933	41.395	28.629	17	13:33:25.769	1:42.588	31.418	42.615	28.555
113	16:38:25.232	1:38.372	30.842	40.615	26.915	18	13:35:07.795	1:42.026	31.311	42.300	28.415
114	16:40:02.696	1:37.464	30.209	40.192	27.063	19	13:36:50.796	1:43.001	31.536	42.487	28.978
115	16:41:41.268	1:38.572	30.004	40.946	27.622	20	13:38:34.259	1:43.463	31.778	42.977	28.708
116	16:43:20.224	1:38.956	30.157	40.814	27.985	21	13:40:17.264	1:43.005	31.515	42.335	29.155
117	16:46:39.559	3:19.335	59.145	1:26.250	53.940	22	13:41:59.945	1:42.681	31.939	42.274	28.468
118	16:49:00.952	2:21.393	50.551	58.659	32.183	23	13:43:42.308	1:42.363	30.958	42.981	28.424
119	16:50:40.208	1:39.256	30.699	41.113	27.444	24	13:45:23.915	1:41.607	31.202	41.739	28.666
120	16:52:19.697	1:39.489	30.709	41.287	27.493	25	13:47:06.291	1:42.376	32.225	41.998	28.153
121	16:54:00.874	1:41.177	30.794	41.761	28.622	26	13:48:48.065	1:41.774	31.055	42.533	28.186
122	16:55:42.395	1:41.521	31.186	41.763	28.572	27	13:50:29.286	1:41.221	31.026	41.955	28.240
123	16:57:23.305	1:40.910	31.043	41.562	28.305	28	13:52:10.361	1:41.075	31.061	41.918	28.096
124	16:59:04.971	1:41.666	31.113	42.180	28.373	29	13:53:52.895	1:42.534	31.781	42.510	28.243
125	17:00:45.838	1:40.867	30.875	41.724	28.268	30	13:55:35.145	1:42.250	31.806	42.225	28.219
126	17:03:45.205	2:59.367	49.746	1:24.508	45.113	31	13:57:16.784	1:41.639	31.462	41.946	28.231
127	17:06:08.684	2:23.479	57.212	53.391	32.876	32	13:58:58.770	1:41.986	31.075	42.587	28.324
128	17:07:49.731	1:41.047	31.336	41.604	28.107	33	14:00:40.092	1:41.322	31.230	41.969	28.123
129	17:09:30.646	1:40.915	31.425	41.487	28.003	34	14:02:22.889	1:42.797	31.064	43.021	28.712
130	17:11:11.299	1:40.653	31.460	41.473	27.720	p35	14:04:03.976	1:41.087	33.121	42.399	
131	17:12:53.734	1:42.435	31.799	42.617	28.019	36	14:06:54.055	2:50.079		42.959	28.795
132	17:14:34.961	1:41.227	31.201	42.070	27.956	37	14:08:37.125	1:43.070	31.686	42.219	29.165
p133	17:16:12.955	1:37.994	31.031	42.066		38	14:10:21.546	1:44.421	31.559	44.050	28.812
134	17:18:38.292	2:25.337		42.637	28.466	39	14:12:04.236	1:42.690	31.438	42.448	28.804
135	17:20:20.333	1:42.041	31.120	42.082	28.839	40	14:13:48.944	1:44.708	31.998	44.060	28.650
136	17:22:02.351	1:42.018	30.886	42.366	28.766	41	14:15:31.765	1:42.821	32.091	42.231	28.499
137	17:23:44.029	1:41.678	31.147	42.123	28.408	42	14:17:14.241	1:42.476	31.473	42.238	28.765
138	17:25:25.112	1:41.083	31.096	41.809	28.178	43	14:18:57.150	1:42.909	31.721	42.396	28.792
139	17:27:08.321	1:43.209	32.616	42.058	28.535	44	14:20:40.305	1:43.155	31.655	42.870	28.630
140	17:28:50.546	1:42.225	30.775	41.865	29.585	45	14:22:23.020	1:42.715	32.012	42.272	28.431
141	17:30:32.358	1:41.812	30.788	42.479	28.545	46	14:24:05.291	1:42.271	31.720	42.178	28.373
142	17:32:13.494	1:41.136	30.526	42.245	28.365	47	14:25:47.632	1:42.341	31.547	42.034	28.760
143	17:33:54.587	1:41.093	30.465	42.198	28.430	48	14:27:29.593	1:41.961	31.562	42.214	28.185
144	17:35:36.909	1:42.322	30.657	43.390	28.275	49	14:29:12.142	1:42.549	31.732	42.537	28.280
145	17:37:17.977	1:41.068	30.532	41.936	28.600	50	14:30:54.100	1:41.958	31.435	42.282	28.241
146	17:40:46.065	3:28.088	1:00.097	1:31.932	56.059	51	14:32:35.718	1:41.618	31.468	41.931	28.219
147	17:43:30.608	2:44.543	1:08.916	1:06.259	29.368	52	14:34:17.326	1:41.608	31.414	41.811	28.383
148	17:45:12.726	1:42.118	31.023	42.385	28.710	53	14:37:19.172	3:01.846	44.396	1:32.120	45.330
149	17:46:54.031	1:41.305	30.800	42.054	28.451	54	14:39:48.507	2:29.335	56.875	1:02.186	30.274
150	17:48:37.713	1:43.682	30.606	44.492	28.584	55	14:41:31.228	1:42.721	31.520	42.105	29.096
151	17:50:20.257	1:42.544	31.522	42.420	28.602	56	14:44:15.347	2:44.119	50.640	1:06.561	46.918
152	17:52:01.377	1:41.120	30.387	42.328	28.405	p57	14:46:49.000	2:33.653	50.782	1:02.831	
153	17:53:41.757	1:40.380	30.314	41.698	28.368	58	14:49:29.314	2:40.314		45.891	34.783
154	17:55:22.013	1:40.256	30.039	41.542	28.675	59	14:51:59.746	2:30.432	47.646	1:05.638	37.148
155	17:57:02.599	1:40.586	30.509	41.815	28.262	60	14:54:24.636	2:24.890	47.401	1:01.262	36.227
156	17:58:43.281	1:40.682	30.493	42.102	28.087	61	14:56:54.474	2:29.838	46.889	1:04.211	38.738
157	18:00:25.565	1:42.284	30.493	43.719	28.072	62	14:59:51.107	2:56.633	55.925	1:15.716	44.992
158	18:02:05.408	1:39.843	31.377	40.937	27.529	63	15:02:15.047	2:23.940	53.943	56.775	33.222
159	18:03:46.405	1:40.997	30.300	42.663	28.034	64	15:03:57.959	1:42.912	31.926	42.521	28.465
						65	15:05:40.813	1:42.854	31.524	43.024	28.306
						66	15:07:22.736	1:41.923	31.389	41.835	28.699
(225) Fabio RANDACCIO / Farquini DEOTT						67	15:09:04.199	1:41.463	31.454	41.694	28.315
1	13:04:31.918	1:49.382	35.108	44.891	29.383	68	15:10:45.690	1:41.491	31.128	42.343	28.020
2	13:06:17.921	1:46.003	32.821	44.417	28.765	69	15:12:28.217	1:42.527	31.787	42.560	28.180
3	13:08:01.747	1:43.826	32.157	43.068	28.601	70	15:14:08.927	1:40.710	31.198	41.483	28.029
4	13:09:45.104	1:43.357	31.912	42.863	28.582	71	15:15:49.265	1:40.338	30.810	41.685	27.843
5	13:11:28.368	1:43.264	31.855	42.797	28.612	72	15:17:29.163	1:39.898	30.687	41.277	27.934
6	13:13:11.354	1:42.986	31.746	42.706	28.534						

Clerk of the Course.

Sig : Time :

Chief Timekeeper : Ian Sharp (SMART Timing)

Results available at [www.speedhive.com](http://www.speedhive.com) and [www.smart-timing.co.uk](http://www.smart-timing.co.uk)

Orbits



## DDMC Saloon Car Festival

Fun Cup

Croft 2.125 miles

Race 2

18/05/2019 12:57

Race (5:00:00 Time) started at 13:02:40

Lap	Time of Day	Lap Tm	S1	S2	S3	Lap	Time of Day	Lap Tm	S1	S2	S3
73	15:19:09.914	1:40.751	31.491	41.377	27.883	139	17:28:04.126	1:41.967	30.988	42.731	28.248
74	15:20:49.572	1:39.658	30.500	41.431	27.727	140	17:29:45.403	1:41.277	30.848	42.365	28.064
75	15:22:28.787	1:39.215	30.552	40.960	27.703	141	17:31:27.364	1:41.961	31.624	42.111	28.226
76	15:24:08.278	1:39.491	30.749	41.020	27.722	142	17:33:09.039	1:41.675	30.730	42.303	28.642
77	15:25:49.277	1:40.999	31.350	41.850	27.799	143	17:34:50.322	1:41.283	30.810	42.291	28.182
78	15:27:28.880	1:39.603	30.582	41.166	27.855	144	17:36:31.349	1:41.027	30.808	41.986	28.233
79	15:29:08.115	1:39.235	30.675	40.828	27.732	145	17:38:17.059	1:45.710	34.250	42.577	28.883
80	15:30:47.035	1:38.920	30.472	40.916	27.532	146	17:41:00.895	2:43.836	34.214	1:13.844	55.778
81	15:32:25.879	1:38.844	30.311	40.799	27.734	147	17:43:41.715	2:40.820	1:08.681	1:00.948	31.191
82	15:34:04.952	1:39.073	30.364	40.661	28.048	148	17:45:24.744	1:43.029	30.851	42.787	29.391
83	15:35:43.462	1:38.510	30.264	40.734	27.512	149	17:47:06.052	1:41.308	30.845	42.355	28.108
84	15:37:21.815	1:38.353	30.188	40.681	27.484	150	17:48:47.225	1:41.173	30.139	42.081	28.953
85	15:39:01.473	1:39.658	30.036	41.623	27.999	151	17:50:29.026	1:41.801	30.526	42.174	29.101
86	15:40:40.399	1:38.926	30.469	40.882	27.575	152	17:52:10.811	1:41.785	30.716	42.378	28.691
p87	15:42:18.803	1:38.404	30.291	40.400		153	17:53:54.148	1:43.337	31.069	42.943	29.325
88	15:44:49.000	2:30.197		41.718	28.342	154	17:55:35.168	1:41.020	30.456	42.208	28.356
89	15:46:31.313	1:42.313	32.617	41.669	28.027	155	17:57:16.675	1:41.507	30.366	42.725	28.416
90	15:48:11.630	1:40.317	30.731	41.604	27.982	156	17:58:59.498	1:42.823	31.280	42.699	28.844
91	15:51:18.671	3:07.041	54.119	1:20.805	52.117	157	18:00:39.437	1:39.939	30.516	41.506	27.917
92	15:54:37.360	3:18.689	1:05.863	1:22.397	50.429	158	18:02:19.927	1:40.490	30.659	41.711	28.120
93	15:57:57.825	3:20.465	1:05.978	1:28.701	45.786	159	18:04:00.591	1:40.664	30.517	41.792	28.355
94	16:00:22.750	2:24.925	55.012	1:01.182	28.731						
95	16:02:03.156	1:40.406	31.027	41.638	27.741						
96	16:03:43.445	1:40.289	30.951	41.506	27.832	(146) Neil PLIMMER / Ben PITCH					
97	16:05:23.465	1:40.020	30.879	41.275	27.866	1	13:04:36.988	1:52.550	37.041	45.679	29.830
98	16:07:13.179	1:49.714	30.573	48.022	31.119	2	13:06:26.193	1:49.205	34.627	44.627	29.951
99	16:09:37.538	2:24.359	38.492	52.803	53.064	3	13:08:12.351	1:46.158	32.856	44.054	29.248
100	16:13:02.490	3:24.952	1:05.674	1:27.652	51.626	4	13:09:56.430	1:44.079	32.163	43.081	28.835
101	16:16:30.116	3:27.626	57.585	1:33.231	56.810	5	13:11:40.563	1:44.133	31.926	43.300	28.907
102	16:19:20.488	2:50.372	1:10.143	1:10.959	29.270	6	13:13:24.087	1:43.524	31.824	43.072	28.628
103	16:20:59.997	1:39.509	30.815	41.276	27.418	7	13:15:07.663	1:43.576	31.827	43.190	28.559
104	16:22:39.767	1:39.770	31.098	41.357	27.315	8	13:16:50.946	1:43.283	31.548	43.100	28.635
105	16:24:20.572	1:40.805	30.736	42.688	27.381	9	13:18:33.921	1:42.975	31.668	42.608	28.699
106	16:25:59.827	1:39.255	30.615	41.140	27.500	10	13:20:17.699	1:43.778	31.903	43.156	28.719
107	16:27:38.642	1:38.815	30.149	40.545	28.121	11	13:23:16.590	2:58.891	54.931	1:31.204	32.756
108	16:29:17.951	1:39.309	31.223	40.768	27.318	12	13:25:01.577	1:44.987	33.487	42.688	28.812
p109	16:30:53.266	1:35.315	30.494	41.091		13	13:26:44.092	1:42.515	31.462	42.350	28.703
110	16:33:22.544	2:29.278		40.738	27.401	14	13:28:27.550	1:43.458	31.399	43.210	28.849
111	16:35:03.933	1:41.389	30.301	41.987	29.101	15	13:30:10.938	1:43.388	31.694	42.866	28.828
112	16:36:44.800	1:40.867	31.386	42.072	27.409	16	13:31:54.460	1:43.522	31.817	42.889	28.816
113	16:38:23.642	1:38.842	30.627	41.020	27.195	17	13:33:37.192	1:42.732	31.757	42.488	28.487
114	16:40:02.181	1:38.539	30.436	40.911	27.192	18	13:35:19.756	1:42.564	31.504	42.376	28.684
115	16:41:40.629	1:38.448	30.196	41.168	27.084	19	13:37:02.490	1:42.734	31.703	42.286	28.745
116	16:43:19.711	1:39.082	30.563	40.920	27.599	20	13:38:45.607	1:43.117	32.001	42.650	28.466
117	16:46:38.320	3:18.609	58.872	1:26.235	53.502	21	13:40:30.828	1:45.221	32.767	43.402	29.052
118	16:49:00.860	2:22.540	50.348	59.407	32.785	22	13:42:14.401	1:43.573	31.576	43.383	28.614
119	16:50:40.062	1:39.202	30.560	41.233	27.409	23	13:43:56.894	1:42.493	31.360	42.520	28.613
120	16:52:20.353	1:40.291	31.002	41.675	27.614	24	13:45:39.914	1:43.020	31.819	42.634	28.567
121	16:54:00.985	1:40.632	30.369	42.087	28.176	25	13:47:22.399	1:42.485	31.317	42.799	28.369
122	16:55:42.598	1:41.613	31.215	42.071	28.327	26	13:49:06.492	1:44.093	32.446	42.989	28.658
123	16:57:23.889	1:41.291	31.035	41.926	28.330	27	13:50:49.432	1:42.940	31.866	42.622	28.452
124	16:59:06.426	1:42.537	30.808	42.673	29.056	28	13:52:32.986	1:43.554	31.924	42.987	28.643
125	17:00:47.163	1:40.737	30.582	41.774	28.381	29	13:54:16.399	1:43.413	32.029	42.828	28.556
126	17:03:46.204	2:59.041	48.956	1:24.656	45.429	30	13:55:59.117	1:42.718	31.559	42.575	28.584
127	17:06:09.401	2:23.197	56.870	53.053	33.274	31	13:57:41.670	1:42.553	31.716	42.272	28.565
128	17:08:25.743	2:16.342	31.441	41.984	1:02.917	32	13:59:24.567	1:42.897	31.764	42.552	28.581
129	17:10:08.785	1:43.042	31.517	43.436	28.089	p33	14:01:16.305	1:51.738	31.864	54.156	
130	17:11:52.094	1:43.309	32.956	42.527	27.826	34	14:03:49.100	2:32.795		42.789	28.526
131	17:13:36.060	1:43.966	31.554	43.302	29.110	35	14:05:32.131	1:43.031	31.775	42.576	28.680
p132	17:15:18.114	1:42.054	31.735	43.675		36	14:07:15.223	1:43.092	31.975	42.447	28.670
133	17:17:53.669	2:35.555		42.452	28.471	37	14:08:59.080	1:43.857	31.752	43.224	28.881
134	17:19:34.956	1:41.287	30.679	42.346	28.262	38	14:10:42.155	1:43.075	31.825	42.612	28.638
135	17:21:16.721	1:41.765	30.961	42.262	28.542	39	14:12:25.013	1:42.858	31.769	42.339	28.750
136	17:22:58.012	1:41.291	30.880	41.912	28.499	40	14:14:08.254	1:43.241	31.753	42.357	29.131
137	17:24:40.614	1:42.602	31.248	42.830	28.524	41	14:15:50.718	1:42.464	31.720	42.194	28.550
138	17:26:22.159	1:41.545	30.828	42.211	28.506	42	14:17:34.731	1:44.013	32.073	43.163	28.777
						43	14:19:18.908	1:44.177	31.612	43.632	28.933

Clerk of the Course.

Sig : Time :

Chief Timekeeper : Ian Sharp (SMART Timing)

Results available at [www.speedhive.com](http://www.speedhive.com) and [www.smart-timing.co.uk](http://www.smart-timing.co.uk)

Printed: 18/05/2019 18:51:25

Orbits





## DDMC Saloon Car Festival

Fun Cup

Croft 2.125 miles

Race 2

18/05/2019 12:57

Race (5:00:00 Time) started at 13:02:40

Lap	Time of Day	Lap Tm	S1	S2	S3	Lap	Time of Day	Lap Tm	S1	S2	S3
44	14:21:02.308	<b>1:43.400</b>	32.053	42.687	28.660	p110	16:32:56.628	<b>1:47.773</b>	30.373	40.999	
45	14:22:45.702	<b>1:43.394</b>	31.945	42.509	28.940	111	16:35:29.483	<b>2:32.855</b>		42.166	27.700
46	14:24:28.213	<b>1:42.511</b>	31.980	42.294	28.237	112	16:37:09.198	<b>1:39.715</b>	30.317	<b>40.429</b>	28.969
47	14:26:10.978	<b>1:42.765</b>	31.901	42.083	28.781	113	16:38:47.870	<b>1:38.672</b>	30.222	40.963	27.487
48	14:27:53.811	<b>1:42.833</b>	31.733	42.592	28.508	114	16:40:26.357	<b>1:38.487</b>	30.407	40.769	<b>27.311</b>
49	14:29:36.620	<b>1:42.809</b>	31.858	42.333	28.618	115	16:42:04.993	<b>1:38.636</b>	30.080	41.068	27.488
50	14:31:18.713	<b>1:42.093</b>	31.622	41.978	28.493	116	16:43:44.631	<b>1:39.638</b>	30.890	40.616	28.132
51	14:33:00.927	<b>1:42.214</b>	31.484	42.040	28.690	117	16:46:52.543	<b>3:07.912</b>	46.767	1:25.095	56.050
52	14:34:44.458	<b>1:43.531</b>	31.732	42.428	29.371	118	16:49:08.182	<b>2:15.639</b>	47.448	56.230	31.961
53	14:37:28.890	<b>2:44.432</b>	36.004	1:22.910	45.518	119	16:50:49.845	<b>1:41.663</b>	32.297	41.798	27.568
54	14:39:56.489	<b>2:27.599</b>	55.969	1:00.074	31.556	120	16:52:35.623	<b>1:45.778</b>	31.006	45.795	28.977
55	14:41:41.160	<b>1:44.671</b>	31.698	44.078	28.895	121	16:54:17.185	<b>1:41.562</b>	30.961	41.382	29.219
56	14:44:25.675	<b>2:44.515</b>	47.082	1:05.160	52.273	122	16:56:00.215	<b>1:43.030</b>	31.041	42.528	29.461
p57	14:46:57.093	<b>2:31.418</b>	48.054	1:01.222		123	16:57:43.200	<b>1:42.985</b>	30.968	42.723	29.294
58	14:49:40.351	<b>2:43.258</b>		45.027	29.333	124	16:59:24.409	<b>1:41.209</b>	30.610	41.688	28.911
59	14:52:04.954	<b>2:24.603</b>	42.308	1:04.316	37.979	125	17:01:05.183	<b>1:40.774</b>	30.378	42.118	28.278
60	14:54:29.162	<b>2:24.208</b>	45.940	1:01.302	36.966	126	17:03:55.355	<b>2:50.172</b>	40.989	1:24.515	44.668
61	14:56:58.424	<b>2:29.262</b>	45.901	1:03.941	39.420	127	17:06:15.310	<b>2:19.955</b>	57.323	50.750	31.882
62	14:59:55.012	<b>2:56.588</b>	56.241	1:14.966	45.381	128	17:07:58.629	<b>1:43.319</b>	32.576	41.669	29.074
63	15:02:17.282	<b>2:22.270</b>	53.425	55.934	32.911	129	17:09:40.598	<b>1:41.969</b>	31.445	42.221	28.303
64	15:04:01.842	<b>1:44.560</b>	32.472	43.226	28.862	130	17:11:22.685	<b>1:42.087</b>	31.526	42.217	28.344
65	15:05:43.990	<b>1:42.148</b>	31.356	41.955	28.837	131	17:13:05.376	<b>1:42.691</b>	31.067	42.661	28.963
66	15:07:26.768	<b>1:42.778</b>	31.492	41.836	29.450	132	17:14:48.068	<b>1:42.692</b>	31.983	42.125	28.584
67	15:09:09.094	<b>1:42.326</b>	31.767	41.698	28.861	133	17:16:30.670	<b>1:42.602</b>	30.875	42.934	28.793
68	15:10:51.280	<b>1:42.186</b>	31.733	41.947	28.506	134	17:18:12.817	<b>1:42.147</b>	30.628	42.385	29.134
69	15:12:32.982	<b>1:41.702</b>	31.446	42.130	28.126	135	17:19:55.908	<b>1:43.091</b>	30.769	43.449	28.873
70	15:14:13.831	<b>1:40.849</b>	31.086	41.441	28.322	p136	17:21:35.136	<b>1:39.228</b>	31.156	42.678	
71	15:15:54.959	<b>1:41.128</b>	30.981	41.821	28.326	137	17:23:52.291	<b>2:17.155</b>		42.860	28.953
72	15:17:36.299	<b>1:41.340</b>	31.050	41.385	28.905	138	17:25:35.789	<b>1:43.498</b>	31.631	42.813	29.054
73	15:19:17.136	<b>1:40.837</b>	31.173	41.435	28.229	139	17:27:18.286	<b>1:42.497</b>	31.452	42.371	28.674
74	15:20:57.953	<b>1:40.817</b>	30.946	41.679	28.192	140	17:29:00.878	<b>1:42.592</b>	31.261	42.381	28.950
75	15:22:37.917	<b>1:39.964</b>	30.654	41.274	28.036	141	17:30:42.879	<b>1:42.001</b>	31.032	42.314	28.655
76	15:24:18.907	<b>1:40.990</b>	30.767	41.397	28.826	142	17:32:24.446	<b>1:41.567</b>	30.912	42.269	28.386
77	15:25:59.033	<b>1:40.126</b>	30.804	41.159	28.163	143	17:34:06.120	<b>1:41.674</b>	30.718	42.475	28.481
78	15:27:42.061	<b>1:43.028</b>	30.790	42.427	29.811	144	17:35:49.113	<b>1:42.993</b>	31.019	42.411	29.563
79	15:29:25.447	<b>1:43.386</b>	31.165	42.066	30.155	145	17:37:31.811	<b>1:42.698</b>	31.888	42.450	28.360
80	15:31:05.045	<b>1:39.598</b>	30.655	41.014	27.929	146	17:40:49.688	<b>3:17.877</b>	49.052	1:32.940	55.885
81	15:32:44.601	<b>1:39.556</b>	30.444	41.052	28.060	147	17:43:35.714	<b>2:46.026</b>	1:09.072	1:04.983	31.971
82	15:34:25.975	<b>1:41.374</b>	30.847	42.027	28.500	148	17:45:18.434	<b>1:42.720</b>	31.253	42.529	28.938
83	15:36:05.857	<b>1:39.882</b>	30.460	41.559	27.863	149	17:47:01.588	<b>1:43.154</b>	30.970	42.720	29.464
84	15:37:44.867	<b>1:39.010</b>	30.054	40.894	28.062	150	17:48:44.663	<b>1:43.075</b>	31.447	42.566	29.062
85	15:39:24.395	<b>1:39.528</b>	<b>30.000</b>	41.241	28.287	151	17:50:27.733	<b>1:43.070</b>	31.532	42.746	28.792
p86	15:41:01.293	<b>1:36.898</b>	31.392	40.783		152	17:52:10.257	<b>1:42.524</b>	31.039	42.395	29.090
87	15:43:29.890	<b>2:28.597</b>		41.846	28.428	153	17:53:52.835	<b>1:42.578</b>	31.204	42.759	28.615
88	15:45:11.226	<b>1:41.336</b>	31.476	41.388	28.472	154	17:55:34.672	<b>1:41.837</b>	30.940	42.415	28.482
89	15:46:52.450	<b>1:41.224</b>	31.618	41.451	28.155	155	17:57:16.539	<b>1:41.867</b>	30.641	42.358	28.868
90	15:48:33.025	<b>1:40.575</b>	30.672	41.484	28.419	156	17:58:59.350	<b>1:42.811</b>	31.244	42.682	28.885
91	15:51:23.722	<b>2:50.697</b>	39.385	1:22.206	49.106	157	18:00:41.294	<b>1:41.944</b>	31.310	41.735	28.899
92	15:54:42.548	<b>3:18.826</b>	1:04.712	1:23.273	50.841	158	18:02:22.561	<b>1:41.267</b>	31.116	41.425	28.726
93	15:58:02.713	<b>3:20.165</b>	1:05.830	1:27.453	46.882	159	18:04:02.542	<b>1:39.981</b>	30.445	41.248	28.288
94	16:00:25.593	<b>2:22.880</b>	53.654	59.819	29.407						
95	16:02:06.601	<b>1:41.008</b>	31.826	40.816	28.366	(267) Kristian ROSE / Chris WEATHERALL / Chris DOVELL					
96	16:03:45.360	<b>1:38.759</b>	30.198	40.978	27.583	1	13:04:37.638	<b>1:52.158</b>	36.505	45.424	30.229
97	16:05:24.387	<b>1:39.027</b>	30.319	40.744	27.964	2	13:06:26.724	<b>1:49.086</b>	34.324	45.023	29.739
98	16:07:13.925	<b>1:49.538</b>	31.775	48.331	29.432	3	13:08:13.178	<b>1:46.454</b>	32.911	44.015	29.528
99	16:09:40.039	<b>2:26.114</b>	38.691	54.195	53.228	4	13:09:58.968	<b>1:45.790</b>	33.137	43.365	29.288
100	16:13:05.009	<b>3:24.970</b>	1:05.731	1:27.051	52.188	5	13:11:43.764	<b>1:44.796</b>	32.510	42.811	29.475
101	16:16:32.580	<b>3:27.571</b>	57.246	1:33.540	56.785	6	13:13:27.540	<b>1:43.776</b>	31.967	42.990	28.819
102	16:19:21.207	<b>2:48.627</b>	1:10.046	1:09.871	28.710	7	13:15:12.865	<b>1:45.325</b>	32.011	43.861	29.453
103	16:21:00.981	<b>1:39.774</b>	30.659	41.466	27.649	8	13:16:55.677	<b>1:42.812</b>	31.633	42.191	28.988
104	16:22:40.881	<b>1:39.900</b>	30.900	41.270	27.730	9	13:18:38.896	<b>1:43.219</b>	31.822	42.325	29.072
105	16:24:20.448	<b>1:39.567</b>	30.372	41.395	27.800	10	13:20:22.335	<b>1:43.439</b>	31.726	42.315	29.398
106	16:25:59.410	<b>1:38.962</b>	30.539	40.819	27.604	11	13:23:20.354	<b>2:58.019</b>	53.088	1:30.940	33.991
107	16:27:37.644	<b>1:38.234</b>	30.216	40.492	27.526	12	13:25:03.789	<b>1:43.435</b>	32.122	42.459	28.854
108	16:29:17.646	<b>1:40.002</b>	31.377	40.974	27.651	13	13:26:47.404	<b>1:43.615</b>	31.729	42.485	29.401
109	16:31:08.855	<b>1:51.209</b>	30.545	51.946	28.718	14	13:28:30.268	<b>1:42.864</b>	31.592	42.567	28.705

Clerk of the Course.

Sig : Time :

Chief Timekeeper : Ian Sharp (SMART Timing)

Results available at [www.speedhive.com](http://www.speedhive.com) and [www.smart-timing.co.uk](http://www.smart-timing.co.uk)

Printed: 18/05/2019 18:51:25

Orbits



## DDMC Saloon Car Festival

Fun Cup

Croft 2.125 miles

Race 2

18/05/2019 12:57

Race (5:00:00 Time) started at 13:02:40

Lap	Time of Day	Lap Tm	S1	S2	S3	Lap	Time of Day	Lap Tm	S1	S2	S3
15	13:30:14.009	1:43.741	31.907	43.011	28.823	81	15:32:59.927	1:40.298	30.868	41.242	28.188
16	13:31:58.309	1:44.300	31.577	43.700	29.023	p82	15:34:37.282	1:37.355	30.733	41.460	
17	13:33:41.351	1:43.042	31.995	42.199	28.848	83	15:37:17.658	2:40.376		40.993	27.689
18	13:35:24.883	1:43.532	32.166	42.617	28.749	84	15:38:57.768	1:40.110	30.777	41.007	28.326
19	13:37:08.325	1:43.442	32.313	42.555	28.574	85	15:40:37.008	1:39.240	30.414	41.136	27.690
20	13:38:51.315	1:42.990	31.887	42.390	28.713	86	15:42:28.942	1:51.934	30.647	40.849	40.438
21	13:40:33.978	1:42.663	31.825	42.366	28.472	87	15:44:10.189	1:41.247	32.078	41.112	28.057
22	13:42:16.658	1:42.680	31.696	42.550	28.434	88	15:45:52.458	1:42.269	30.716	43.341	28.212
23	13:43:58.840	1:42.182	31.409	42.299	28.474	89	15:47:34.330	1:41.872	30.760	42.439	28.673
24	13:45:41.123	1:42.283	31.880	41.945	28.458	90	15:49:20.066	1:45.736	30.544	42.433	32.759
25	13:47:24.611	1:43.488	31.858	42.031	29.599	91	15:51:42.468	2:22.402	38.641	49.789	53.972
26	13:49:07.291	1:42.680	31.467	42.418	28.795	92	15:54:57.286	3:14.818	1:01.625	1:21.027	52.166
27	13:50:51.802	1:44.511	32.029	42.900	29.582	93	15:58:18.010	3:20.724	1:08.432	1:23.851	48.441
28	13:52:34.766	1:42.964	31.532	42.533	28.899	94	16:00:36.748	2:18.738	51.746	57.324	29.668
29	13:54:17.092	1:42.326	31.430	42.140	28.756	95	16:02:19.915	1:43.167	32.539	42.591	28.037
30	13:55:59.792	1:42.700	31.864	42.320	28.516	96	16:04:03.348	1:43.433	32.563	41.153	29.717
31	13:57:42.100	1:42.308	31.675	41.969	28.664	97	16:05:44.230	1:40.882	31.132	41.849	27.901
32	13:59:25.019	1:42.919	31.690	42.489	28.740	98	16:07:34.513	1:50.283	31.928	46.612	31.743
33	14:01:20.422	1:55.403	31.656	54.728	29.019	99	16:09:54.849	2:20.336	32.649	49.684	58.003
p34	14:03:01.467	1:41.045	32.571	42.895		100	16:13:16.471	3:21.622	1:05.479	1:23.164	52.979
35	14:05:56.246	2:54.779		42.816	29.900	101	16:16:44.071	3:27.600	59.048	1:31.213	57.339
36	14:07:39.651	1:43.405	31.719	42.560	29.126	102	16:19:29.923	2:45.852	1:09.546	1:07.941	28.365
37	14:09:22.245	1:42.594	31.437	42.102	29.055	103	16:21:11.359	1:41.436	30.801	42.216	28.419
38	14:11:05.234	1:42.989	31.845	42.372	28.772	104	16:22:50.990	1:39.631	30.820	41.100	27.711
39	14:12:49.483	1:44.249	31.644	42.828	29.777	105	16:24:30.907	1:39.917	30.495	41.219	28.203
40	14:14:33.082	1:43.599	31.804	42.882	28.913	106	16:26:10.227	1:39.320	30.602	40.842	27.876
41	14:16:16.920	1:43.838	31.832	43.107	28.899	107	16:27:48.855	1:38.628	30.471	40.911	27.246
42	14:18:00.247	1:43.327	31.684	42.674	28.969	108	16:29:27.945	1:39.090	30.658	41.079	27.353
43	14:19:43.945	1:43.698	31.485	43.363	28.850	p109	16:31:06.483	1:38.538	32.642	41.579	
44	14:21:27.334	1:43.389	32.030	42.699	28.660	110	16:34:19.533	3:13.050		42.287	27.562
45	14:23:10.945	1:43.611	31.788	42.932	28.891	111	16:35:59.808	1:40.275	30.753	41.466	28.056
46	14:24:55.846	1:44.901	32.532	43.490	28.879	112	16:37:39.595	1:39.787	30.890	41.584	27.313
47	14:26:38.933	1:43.087	31.778	42.814	28.495	113	16:39:19.100	1:39.505	30.559	41.482	27.464
48	14:28:23.251	1:44.318	32.453	42.935	28.930	114	16:40:58.967	1:39.867	30.587	41.839	27.441
49	14:30:07.824	1:44.573	32.233	43.064	29.276	115	16:42:38.589	1:39.622	30.681	41.503	27.438
50	14:31:50.616	1:42.792	31.662	42.609	28.521	116	16:44:25.477	1:46.888	34.926	44.264	27.698
51	14:33:33.451	1:42.835	31.592	42.625	28.618	117	16:47:05.834	2:40.357	33.332	1:09.110	57.915
52	14:35:19.694	1:46.243	32.959	43.222	30.062	118	16:49:14.207	2:08.373	44.412	54.147	29.814
53	14:37:37.218	2:17.524	34.964	57.934	44.626	119	16:50:56.737	1:42.530	30.505	42.383	29.642
54	14:40:06.443	2:29.225	54.669	58.449	36.107	120	16:52:38.914	1:42.177	31.889	42.559	27.729
55	14:41:53.375	1:46.932	32.982	44.648	29.302	121	16:54:34.427	1:55.513	30.529	42.152	42.832
56	14:44:31.351	2:37.976	41.392	1:04.511	52.073	122	16:56:16.443	1:42.016	30.798	42.484	28.734
p57	14:47:03.039	2:31.688	48.992	59.654		123	16:58:01.788	1:45.345	33.406	43.201	28.738
58	14:49:44.675	2:41.636		45.099	30.367	124	16:59:45.388	1:43.600	31.110	42.914	29.576
59	14:52:06.771	2:22.096	40.949	1:03.247	37.900	125	17:01:30.235	1:44.847	31.275	44.324	29.248
60	14:54:31.261	2:24.490	45.971	1:01.180	37.339	126	17:04:00.353	2:30.118	33.893	1:13.079	43.146
61	14:57:00.485	2:29.224	45.937	1:03.656	39.631	127	17:06:18.711	2:18.358	56.846	50.777	30.735
62	14:59:56.758	2:56.273	55.577	1:15.397	45.299	128	17:08:02.713	1:44.002	31.905	42.923	29.174
63	15:02:17.794	2:21.036	53.557	55.546	31.933	129	17:09:46.148	1:43.435	32.181	42.569	28.685
64	15:04:03.869	1:46.075	32.822	43.331	29.922	130	17:11:31.514	1:45.366	32.281	43.770	29.315
65	15:05:48.319	1:44.450	32.175	42.889	29.386	131	17:13:16.790	1:45.276	32.018	44.361	28.897
66	15:07:31.950	1:43.631	31.867	42.359	29.405	132	17:15:00.290	1:43.500	31.888	43.153	28.459
67	15:09:14.905	1:42.955	31.662	41.834	29.459	133	17:16:41.889	1:41.599	31.067	42.189	28.343
68	15:10:59.575	1:44.670	31.675	43.216	29.779	134	17:18:24.442	1:42.553	31.648	42.451	28.454
69	15:12:42.040	1:42.465	31.734	41.906	28.825	135	17:20:08.406	1:43.964	32.295	42.938	28.731
70	15:14:24.604	1:42.564	31.723	42.047	28.794	p136	17:21:47.168	1:38.762	30.903	42.901	
71	15:16:06.107	1:41.503	31.227	41.636	28.640	137	17:24:06.988	2:19.820		42.877	29.170
72	15:17:47.842	1:41.735	30.631	42.765	28.339	138	17:25:51.633	1:44.645	32.288	43.391	28.966
73	15:19:28.768	1:40.926	30.794	41.799	28.333	139	17:27:35.173	1:43.540	31.380	43.164	28.996
74	15:21:10.601	1:41.833	31.267	41.921	28.645	140	17:29:17.347	1:42.174	31.011	42.351	28.812
75	15:22:51.343	1:40.742	30.645	41.658	28.439	141	17:31:00.152	1:42.805	30.910	42.956	28.939
76	15:24:32.542	1:41.199	30.590	42.103	28.506	142	17:32:42.791	1:42.639	31.509	42.365	28.765
77	15:26:16.147	1:43.605	31.775	43.126	28.704	143	17:34:26.311	1:43.520	31.906	42.312	29.302
78	15:27:58.964	1:42.817	31.114	41.884	29.819	144	17:36:09.453	1:43.142	31.458	42.622	29.062
79	15:29:39.722	1:40.758	31.284	41.257	28.217	145	17:37:52.501	1:43.048	31.482	42.495	29.071
80	15:31:19.629	1:39.907	30.655	41.360	27.892	146	17:40:52.151	2:59.650	34.246	1:30.165	55.239

Clerk of the Course.

Sig : Time :

Chief Timekeeper : Ian Sharp (SMART Timing)

Results available at [www.speedhive.com](http://www.speedhive.com) and [www.smart-timing.co.uk](http://www.smart-timing.co.uk)

Orbits



## DDMC Saloon Car Festival

Fun Cup

Croft 2.125 miles

Race 2

18/05/2019 12:57

Race (5:00:00 Time) started at 13:02:40

Lap	Time of Day	Lap Tm	S1	S2	S3	Lap	Time of Day	Lap Tm	S1	S2	S3
147	17:43:37.644	<b>2:45.493</b>	1:09.944	1:03.588	31.961	52	14:34:55.631	<b>1:45.067</b>	32.897	42.868	29.302
148	17:45:21.414	<b>1:43.770</b>	32.419	42.247	29.104	53	14:37:30.788	<b>2:35.157</b>	33.460	1:15.887	45.810
149	17:47:03.602	<b>1:42.188</b>	31.063	42.287	28.838	54	14:39:57.172	<b>2:26.384</b>	55.397	59.732	31.255
150	17:48:47.282	<b>1:43.680</b>	30.916	43.581	29.183	55	14:41:43.191	<b>1:46.019</b>	32.029	43.306	30.684
151	17:50:30.305	<b>1:43.023</b>	31.422	42.381	29.220	56	14:44:27.647	<b>2:44.456</b>	47.057	1:05.747	51.652
152	17:52:13.071	<b>1:42.766</b>	30.959	42.143	29.664	p57	14:46:59.821	<b>2:32.174</b>	48.465	1:00.548	
153	17:53:56.827	<b>1:43.756</b>	31.103	42.446	30.207	58	14:49:54.681	<b>2:54.860</b>		45.213	29.763
154	17:55:38.982	<b>1:42.155</b>	31.070	42.397	28.688	59	14:52:08.782	<b>2:14.101</b>	36.688	1:01.411	36.002
155	17:57:21.470	<b>1:42.488</b>	31.007	42.781	28.700	60	14:54:33.857	<b>2:25.075</b>	47.057	1:00.962	37.056
156	17:59:02.203	<b>1:40.733</b>	<b>30.349</b>	41.924	28.460	61	14:57:03.310	<b>2:29.453</b>	46.276	1:03.434	39.743
157	18:00:43.726	<b>1:41.523</b>	30.570	41.995	28.958	62	14:59:59.617	<b>2:56.307</b>	56.175	1:15.656	44.476
158	18:02:24.487	<b>1:40.761</b>	30.715	41.516	28.530	63	15:02:18.854	<b>2:19.237</b>	54.143	53.994	31.100
159	18:04:06.722	<b>1:42.235</b>	30.761	42.391	29.083	64	15:04:04.952	<b>1:46.098</b>	33.582	42.352	30.164
						65	15:05:49.139	<b>1:44.187</b>	31.712	43.621	28.854
						66	15:07:32.239	<b>1:43.100</b>	32.336	41.766	28.998
(111) Craig BUTTERWORTH / Ian WOOD						67	15:09:26.991	<b>1:54.752</b>	31.576	54.777	28.399
1	13:04:38.291	<b>1:52.081</b>	36.498	45.366	30.217	68	15:11:09.668	<b>1:42.677</b>	31.511	42.181	28.985
2	13:06:27.266	<b>1:48.975</b>	34.354	44.785	29.836	69	15:12:51.554	<b>1:41.886</b>	31.306	41.465	29.115
3	13:08:13.728	<b>1:46.462</b>	32.586	44.330	29.546	70	15:14:34.337	<b>1:42.783</b>	31.402	42.612	28.769
4	13:09:59.882	<b>1:46.154</b>	32.972	44.316	28.866	71	15:16:15.665	<b>1:41.328</b>	30.879	42.017	28.432
5	13:11:45.204	<b>1:45.322</b>	32.255	43.700	29.367	72	15:17:57.475	<b>1:41.810</b>	31.675	41.424	28.711
6	13:13:28.821	<b>1:43.617</b>	32.044	43.008	28.565	73	15:19:38.718	<b>1:41.243</b>	30.973	42.008	28.262
7	13:15:13.352	<b>1:44.531</b>	31.856	43.138	29.537	74	15:21:19.246	<b>1:40.528</b>	31.226	41.138	28.164
8	13:16:56.147	<b>1:42.795</b>	31.437	42.274	29.084	75	15:23:00.564	<b>1:41.318</b>	31.254	41.521	28.543
9	13:18:39.562	<b>1:43.415</b>	31.664	42.549	29.202	76	15:24:40.873	<b>1:40.309</b>	31.077	40.954	28.278
10	13:20:23.456	<b>1:43.894</b>	31.769	43.135	28.990	77	15:26:21.047	<b>1:40.174</b>	31.104	40.879	28.191
11	13:23:25.266	<b>3:01.810</b>	54.977	1:31.635	35.198	78	15:28:01.608	<b>1:40.561</b>	31.008	41.378	28.175
12	13:25:09.771	<b>1:44.505</b>	32.241	43.251	29.013	79	15:29:41.002	<b>1:39.394</b>	30.853	40.666	27.875
13	13:26:53.682	<b>1:43.911</b>	31.974	43.143	28.794	80	15:31:20.832	<b>1:39.830</b>	31.038	40.549	28.243
14	13:28:37.196	<b>1:43.514</b>	32.060	42.762	28.692	81	15:33:01.996	<b>1:41.164</b>	30.606	42.420	28.138
15	13:30:20.652	<b>1:43.456</b>	31.806	42.769	28.881	82	15:34:41.465	<b>1:39.469</b>	30.678	40.739	28.052
16	13:32:04.278	<b>1:43.626</b>	32.093	42.762	28.771	83	15:36:20.783	<b>1:39.318</b>	30.562	<b>40.508</b>	28.248
17	13:33:47.854	<b>1:43.576</b>	31.902	42.727	28.947	84	15:38:01.438	<b>1:40.655</b>	31.457	41.109	28.089
18	13:35:31.276	<b>1:43.422</b>	32.000	42.671	28.751	85	15:39:42.194	<b>1:40.756</b>	31.112	41.407	28.237
19	13:37:14.690	<b>1:43.414</b>	31.812	42.770	28.832	86	15:41:22.475	<b>1:40.281</b>	30.805	41.195	28.281
20	13:38:57.892	<b>1:43.202</b>	31.948	42.570	28.684	p87	15:43:00.895	<b>1:38.420</b>	31.529	42.231	
21	13:40:41.332	<b>1:43.440</b>	31.849	42.474	29.117	88	15:45:34.475	<b>2:33.580</b>		42.484	28.760
22	13:42:24.755	<b>1:43.423</b>	31.937	42.537	28.949	89	15:47:16.491	<b>1:42.016</b>	31.520	42.171	28.325
23	13:44:07.669	<b>1:42.914</b>	31.868	42.474	28.572	90	15:48:59.682	<b>1:43.191</b>	31.719	42.566	28.906
24	13:45:50.405	<b>1:42.736</b>	31.753	42.335	28.648	91	15:51:29.049	<b>2:29.367</b>	32.554	1:06.272	50.541
25	13:47:32.922	<b>1:42.517</b>	31.746	42.263	28.508	92	15:54:47.288	<b>3:18.239</b>	1:03.997	1:23.041	51.201
26	13:49:16.003	<b>1:43.081</b>	31.614	42.298	29.169	93	15:58:07.232	<b>3:19.944</b>	1:06.450	1:26.756	46.738
27	13:50:58.752	<b>1:42.749</b>	31.496	42.126	29.127	94	16:00:29.487	<b>2:22.255</b>	52.406	1:00.275	29.574
28	13:52:41.204	<b>1:42.452</b>	31.401	42.110	28.941	95	16:02:12.207	<b>1:42.720</b>	31.606	41.182	29.932
29	13:54:24.055	<b>1:42.851</b>	32.223	42.225	28.403	96	16:03:54.230	<b>1:42.023</b>	31.416	42.159	28.448
30	13:56:06.426	<b>1:42.371</b>	31.609	42.164	28.598	97	16:05:34.035	<b>1:39.805</b>	30.788	41.183	27.834
31	13:57:49.000	<b>1:42.574</b>	31.608	42.292	28.674	98	16:07:22.329	<b>1:48.294</b>	30.320	48.710	29.264
p32	13:59:28.702	<b>1:39.702</b>	31.771	42.492		99	16:09:47.503	<b>2:25.174</b>	35.971	53.309	55.894
33	14:02:01.334	<b>2:32.632</b>	42.793	28.791		100	16:13:10.342	<b>3:22.839</b>	1:04.870	1:26.027	51.942
34	14:03:45.387	<b>1:44.053</b>	31.935	42.913	29.205	101	16:16:38.913	<b>3:28.571</b>	57.420	1:32.545	58.606
35	14:05:30.510	<b>1:45.123</b>	32.509	43.823	28.791	102	16:19:24.333	<b>2:45.420</b>	1:08.037	1:09.097	28.286
36	14:07:15.840	<b>1:45.330</b>	32.489	43.138	29.703	103	16:21:03.955	<b>1:39.622</b>	30.406	41.270	27.946
37	14:09:00.397	<b>1:44.557</b>	31.732	43.627	29.198	104	16:22:43.286	<b>1:39.331</b>	30.373	40.828	28.130
38	14:10:43.867	<b>1:43.470</b>	31.884	42.807	28.779	105	16:24:23.238	<b>1:39.952</b>	<b>30.057</b>	41.389	28.506
39	14:12:26.940	<b>1:43.073</b>	31.671	42.371	29.031	106	16:26:01.659	<b>1:38.421</b>	30.062	40.544	27.815
40	14:14:10.923	<b>1:43.983</b>	31.750	42.862	29.371	107	16:27:40.107	<b>1:38.448</b>	30.215	40.542	<b>27.691</b>
41	14:15:54.912	<b>1:43.989</b>	31.759	43.607	28.623	108	16:29:22.574	<b>1:42.467</b>	31.974	41.969	28.524
42	14:17:37.729	<b>1:42.817</b>	31.722	42.504	28.591	109	16:31:14.724	<b>1:52.150</b>	41.870	42.188	28.092
43	14:19:22.590	<b>1:44.861</b>	31.721	43.572	29.568	110	16:32:57.149	<b>1:42.425</b>	31.238	42.155	29.032
44	14:21:05.657	<b>1:43.067</b>	32.001	42.651	28.415	p111	16:34:34.575	<b>1:37.426</b>	31.107	41.540	
45	14:22:48.732	<b>1:43.075</b>	31.691	42.885	28.499	112	16:37:08.560	<b>2:33.985</b>		41.623	28.490
46	14:24:31.380	<b>1:42.648</b>	31.768	42.378	28.502	113	16:38:55.597	<b>1:47.037</b>	30.604	48.323	28.110
47	14:26:15.296	<b>1:43.916</b>	31.567	42.333	30.016	114	16:40:36.007	<b>1:40.410</b>	30.794	41.817	27.799
48	14:28:00.167	<b>1:44.871</b>	32.876	42.817	29.178	115	16:42:15.814	<b>1:39.807</b>	30.617	41.304	27.886
49	14:29:43.565	<b>1:43.398</b>	31.958	42.424	29.016	116	16:43:59.060	<b>1:43.246</b>	31.644	42.160	29.442
50	14:31:27.352	<b>1:43.787</b>	31.665	43.030	29.092	117	16:46:56.785	<b>2:57.725</b>	37.729	1:23.165	56.831
51	14:33:10.564	<b>1:43.212</b>	31.650	42.822	28.740						

Clerk of the Course.

Orbits

Sig : Time :

Chief Timekeeper : Ian Sharp (SMART Timing)

Results available at [www.speedhive.com](http://www.speedhive.com) and [www.smart-timing.co.uk](http://www.smart-timing.co.uk)





## DDMC Saloon Car Festival

Fun Cup

Croft 2.125 miles

Race 2

18/05/2019 12:57

Race (5:00:00 Time) started at 13:02:40

Lap	Time of Day	Lap Tm	S1	S2	S3	Lap	Time of Day	Lap Tm	S1	S2	S3
89	15:47:22.124	1:40.248	30.509	41.774	27.965	155	17:57:25.712	1:43.559	31.711	42.361	29.487
90	15:49:04.023	1:41.899	31.751	41.897	28.251	156	17:59:08.268	1:42.556	31.281	42.510	28.765
91	15:51:31.716	2:27.693	30.929	1:05.206	51.558	157	18:00:50.637	1:42.369	31.154	42.243	28.972
92	15:54:48.923	3:17.207	1:02.875	1:23.660	50.672	158	18:02:32.228	1:41.591	31.170	41.705	28.716
93	15:58:09.571	3:20.648	1:08.522	1:25.294	46.832	159	18:04:13.655	1:41.427	30.929	41.882	28.616
94	16:00:30.455	2:20.884	51.287	59.745	29.852						
95	16:02:11.424	1:40.969	31.517	40.838	28.614						
96	16:03:50.253	1:38.829	30.380	40.489	27.960	(171) Derek BASHAM / Rob PERRY					
97	16:05:30.374	1:40.121	31.487	40.997	27.637	1	13:04:36.104	1:52.095	36.580	45.478	30.037
98	16:07:19.963	1:49.589	30.535	48.291	30.763	2	13:06:25.316	1:49.212	34.886	44.917	29.409
99	16:09:41.898	2:21.935	36.039	52.727	53.169	3	13:08:12.009	1:46.693	33.418	43.978	29.297
100	16:13:07.556	3:25.658	1:05.626	1:27.867	52.165	4	13:10:03.171	1:51.162	34.132	47.515	29.515
101	16:16:36.432	3:28.876	56.682	1:33.474	58.720	5	13:11:49.599	1:46.428	32.543	44.430	29.455
102	16:19:22.317	2:45.885	1:07.770	1:09.271	28.844	6	13:13:36.464	1:46.865	33.741	43.992	29.132
103	16:21:02.298	1:39.981	30.926	41.290	27.765	7	13:15:21.410	1:44.946	32.986	43.081	28.879
104	16:22:41.953	1:39.655	30.346	41.126	28.183	8	13:17:07.347	1:45.937	32.542	44.375	29.020
105	16:24:21.017	1:39.064	30.362	41.272	27.430	9	13:18:52.247	1:44.900	32.367	43.477	29.056
106	16:26:00.235	1:39.218	30.428	41.019	27.771	10	13:20:37.321	1:45.074	32.057	44.166	28.851
107	16:27:38.776	1:38.541	29.929	40.607	28.005	11	13:23:28.467	2:51.146	46.923	1:29.343	34.880
108	16:29:18.353	1:39.577	31.176	41.063	27.338	12	13:25:14.178	1:45.711	32.610	44.099	29.002
109	16:30:57.306	1:38.953	30.201	41.249	27.503	13	13:26:57.658	1:43.480	31.489	42.978	29.013
110	16:32:35.863	1:38.557	30.448	40.716	27.393	14	13:28:41.540	1:43.882	31.702	43.544	28.636
p111	16:34:11.304	1:35.441	30.350	40.694		15	13:30:24.880	1:43.340	31.650	42.747	28.943
112	16:36:46.652	2:35.348		42.723	28.755	16	13:32:08.982	1:44.102	31.773	42.964	29.365
113	16:38:26.977	1:40.325	30.974	41.431	27.920	17	13:33:51.904	1:42.922	31.824	42.394	28.704
114	16:40:07.380	1:40.403	31.048	41.403	27.952	18	13:35:36.484	1:44.580	32.322	43.340	28.918
115	16:41:46.315	1:38.935	30.593	40.963	27.379	19	13:37:20.510	1:44.026	31.862	42.969	29.195
116	16:43:26.615	1:40.300	30.815	41.027	28.458	20	13:39:04.353	1:43.843	32.060	42.411	29.372
117	16:46:41.075	3:14.460	54.586	1:25.908	53.966	21	13:40:47.790	1:43.437	31.542	42.348	29.547
118	16:49:02.008	2:20.933	50.003	58.723	32.207	22	13:42:31.438	1:43.648	31.478	42.654	29.516
119	16:50:41.557	1:39.549	31.168	40.778	27.603	23	13:44:15.036	1:43.598	32.472	42.281	28.845
120	16:52:21.420	1:39.863	30.684	41.288	27.891	24	13:45:57.821	1:42.785	31.436	42.019	29.330
121	16:54:02.215	1:40.795	30.558	41.781	28.456	25	13:47:40.555	1:42.734	31.449	42.438	28.847
122	16:55:43.744	1:41.529	31.275	41.913	28.341	26	13:49:24.419	1:43.864	32.209	42.603	29.052
123	16:57:25.582	1:41.838	30.656	42.547	28.635	27	13:51:07.078	1:42.659	31.182	42.634	28.843
124	16:59:07.126	1:41.544	30.828	41.875	28.841	28	13:52:50.305	1:43.227	31.449	43.010	28.768
125	17:00:48.524	1:41.398	30.980	41.697	28.721	29	13:54:33.194	1:42.889	32.528	41.746	28.615
126	17:03:47.973	2:59.449	48.801	1:25.183	45.465	30	13:56:16.734	1:43.540	32.005	42.651	28.884
127	17:06:10.001	2:22.028	56.433	52.416	33.179	31	13:57:59.560	1:42.826	31.988	42.344	28.494
128	17:07:51.749	1:41.748	31.439	41.977	28.332	32	13:59:42.816	1:43.256	32.171	42.675	28.410
129	17:09:32.573	1:40.824	31.375	41.531	27.918	p33	14:01:23.939	1:41.123	31.974	43.682	
130	17:11:14.027	1:41.454	31.569	41.680	28.205	34	14:04:17.049	2:53.110		48.905	30.651
131	17:12:56.183	1:42.156	31.485	42.163	28.508	35	14:06:04.613	1:47.564	33.439	45.131	28.994
132	17:14:41.082	1:44.899	32.008	43.728	29.163	36	14:07:50.524	1:45.911	32.996	44.162	28.753
133	17:16:26.174	1:45.092	31.444	44.418	29.230	37	14:09:36.718	1:46.194	32.775	44.480	28.939
p134	17:18:06.035	1:39.861	31.504	42.409		38	14:11:22.413	1:45.695	32.538	44.080	29.077
135	17:20:31.199	2:25.164		43.496	28.870	39	14:13:08.923	1:46.510	32.932	44.831	28.747
136	17:22:14.580	1:43.381	31.986	42.859	28.536	40	14:14:53.864	1:44.941	32.616	43.653	28.672
137	17:23:56.798	1:42.218	31.225	42.378	28.615	41	14:16:39.178	1:45.314	32.172	43.629	29.513
138	17:25:39.304	1:42.506	31.137	42.723	28.646	42	14:18:24.331	1:45.153	32.926	43.549	28.678
139	17:27:21.117	1:41.813	31.219	42.050	28.544	43	14:20:09.183	1:44.852	32.409	43.845	28.598
140	17:29:03.042	1:41.925	31.302	42.193	28.430	44	14:21:54.379	1:45.196	32.526	43.989	28.681
141	17:30:44.289	1:41.247	30.729	41.969	28.549	45	14:23:39.701	1:45.322	32.395	44.141	28.786
142	17:32:25.363	1:41.074	30.591	41.914	28.569	46	14:25:24.038	1:44.337	32.287	43.376	28.674
143	17:34:06.613	1:41.250	30.560	42.192	28.498	47	14:27:08.278	1:44.240	32.371	43.263	28.606
144	17:35:50.362	1:43.749	30.659	44.304	28.786	48	14:28:52.668	1:44.390	32.435	43.308	28.647
145	17:37:32.544	1:42.182	31.672	42.148	28.362	49	14:30:36.913	1:44.245	32.526	43.210	28.509
146	17:40:50.300	3:17.756	49.032	1:32.711	56.013	50	14:32:20.765	1:43.852	32.279	42.953	28.620
147	17:43:36.289	2:45.989	1:08.972	1:04.718	32.299	51	14:34:06.383	1:45.618	32.113	43.642	29.863
148	17:45:19.264	1:42.975	31.388	42.029	29.558	52	14:37:17.535	3:11.152	53.247	1:32.293	45.612
149	17:47:01.268	1:42.004	30.751	42.472	28.781	53	14:39:47.818	2:30.283	56.841	1:02.698	30.744
150	17:48:45.348	1:44.080	32.333	42.492	29.255	54	14:41:32.248	1:44.430	32.184	43.085	29.161
151	17:50:28.006	1:42.658	31.299	42.664	28.695	55	14:44:16.242	2:43.994	50.612	1:06.180	47.202
152	17:52:10.623	1:42.617	31.027	42.528	29.062	p56	14:46:49.862	2:33.620	50.571	1:02.717	
153	17:53:56.475	1:45.852	31.029	43.028	31.795	57	14:49:28.946	2:39.084		51.186	34.955
154	17:55:42.153	1:45.678	33.744	42.855	29.079	58	14:51:58.976	2:30.030	47.318	1:05.716	36.996
						59	14:54:24.049	2:25.073	47.621	1:01.282	36.170

Clerk of the Course.

Sig : Time :

Chief Timekeeper : Ian Sharp (SMART Timing)

Results available at [www.speedhive.com](http://www.speedhive.com) and [www.smart-timing.co.uk](http://www.smart-timing.co.uk)

Printed: 18/05/2019 18:51:25

Orbits



## DDMC Saloon Car Festival

Fun Cup

Croft 2.125 miles

Race 2

18/05/2019 12:57

Race (5:00:00 Time) started at 13:02:40

Lap	Time of Day	Lap Tm	S1	S2	S3	Lap	Time of Day	Lap Tm	S1	S2	S3
60	14:56:37.695	<b>2:13.646</b>	47.074	57.393	29.179	126	17:03:58.768	<b>2:32.073</b>	33.557	1:14.880	43.636
61	14:58:24.433	<b>1:46.738</b>	34.009	43.971	28.758	127	17:06:17.510	<b>2:18.742</b>	56.973	50.432	31.337
62	15:00:14.596	<b>1:50.163</b>	32.501	44.163	33.499	128	17:08:00.751	<b>1:43.241</b>	32.250	42.247	28.744
63	15:02:30.189	<b>2:15.593</b>	51.721	53.593	30.279	129	17:09:43.307	<b>1:42.556</b>	32.088	42.056	28.412
64	15:04:13.409	<b>1:43.220</b>	31.913	42.614	28.693	130	17:11:24.949	<b>1:41.642</b>	31.754	41.548	28.340
65	15:05:56.226	<b>1:42.817</b>	32.002	42.141	28.674	131	17:13:07.931	<b>1:42.982</b>	31.902	42.893	28.187
66	15:07:38.291	<b>1:42.065</b>	31.344	42.241	28.480	132	17:14:50.455	<b>1:42.524</b>	31.079	42.487	28.958
67	15:09:21.279	<b>1:42.988</b>	31.851	41.775	29.362	133	17:16:32.592	<b>1:42.137</b>	31.515	42.288	28.334
68	15:11:04.599	<b>1:43.320</b>	31.332	42.924	29.064	p134	17:18:12.183	<b>1:39.591</b>	31.335	42.770	
69	15:12:46.330	<b>1:41.731</b>	31.206	42.017	28.508	135	17:20:36.833	<b>2:24.650</b>		42.728	29.690
70	15:14:27.431	<b>1:41.101</b>	31.639	41.428	28.034	136	17:22:21.015	<b>1:44.182</b>	32.465	42.917	28.800
71	15:16:08.351	<b>1:40.920</b>	31.262	41.502	28.156	137	17:24:05.233	<b>1:44.218</b>	31.977	42.901	29.340
72	15:17:48.914	<b>1:40.563</b>	31.044	41.322	28.197	138	17:25:50.323	<b>1:45.090</b>	32.516	43.621	28.953
73	15:19:29.222	<b>1:40.308</b>	30.897	40.889	28.522	139	17:27:34.808	<b>1:44.485</b>	31.991	43.335	29.159
74	15:21:11.183	<b>1:41.961</b>	31.069	41.977	28.915	140	17:29:18.103	<b>1:43.295</b>	31.388	42.823	29.084
75	15:22:51.636	<b>1:40.453</b>	<b>30.396</b>	41.450	28.607	141	17:31:01.569	<b>1:43.466</b>	31.487	42.345	29.634
76	15:24:33.573	<b>1:41.937</b>	30.529	43.320	28.088	142	17:32:45.363	<b>1:43.794</b>	31.757	43.028	29.009
77	15:26:16.762	<b>1:43.189</b>	31.092	43.121	28.976	143	17:34:28.915	<b>1:43.552</b>	31.958	42.671	28.923
78	15:27:58.397	<b>1:41.635</b>	31.472	41.454	28.709	144	17:36:13.075	<b>1:44.160</b>	31.362	43.446	29.352
79	15:29:38.355	<b>1:39.958</b>	30.815	41.124	28.019	145	17:38:03.742	<b>1:50.667</b>	34.538	44.981	31.148
80	15:31:17.781	<b>1:39.426</b>	30.881	40.831	27.714	146	17:40:56.725	<b>2:52.983</b>	34.469	1:22.833	55.681
81	15:32:58.545	<b>1:40.764</b>	30.981	<b>40.766</b>	29.017	147	17:43:39.375	<b>2:42.650</b>	1:09.658	1:01.600	31.392
82	15:34:38.887	<b>1:40.342</b>	30.959	40.989	28.394	148	17:45:25.749	<b>1:46.374</b>	32.891	44.093	29.390
83	15:36:18.899	<b>1:40.012</b>	31.288	41.103	27.621	149	17:47:10.771	<b>1:45.022</b>	32.021	43.208	29.793
84	15:38:01.014	<b>1:42.115</b>	30.937	43.091	28.087	150	17:48:54.304	<b>1:43.533</b>	31.075	43.407	29.051
85	15:39:40.985	<b>1:39.971</b>	31.299	40.948	27.724	151	17:50:41.411	<b>1:47.107</b>	32.816	44.885	29.406
86	15:41:22.057	<b>1:41.072</b>	31.491	41.301	28.280	152	17:52:25.588	<b>1:44.177</b>	31.735	42.966	29.476
87	15:43:05.861	<b>1:43.804</b>	32.477	42.851	28.476	153	17:54:07.859	<b>1:42.271</b>	30.907	42.452	28.912
p88	15:44:46.872	<b>1:41.011</b>	32.089	41.739		154	17:55:51.235	<b>1:43.376</b>	31.459	42.400	29.517
89	15:47:29.760	<b>2:42.888</b>		44.086	28.742	155	17:57:33.985	<b>1:42.750</b>	31.427	42.372	28.951
90	15:49:18.592	<b>1:48.832</b>	31.609	44.925	32.298	156	17:59:21.169	<b>1:47.184</b>	34.402	43.570	29.212
91	15:51:41.389	<b>2:22.797</b>	38.957	49.696	54.144	157	18:01:02.517	<b>1:41.348</b>	31.473	41.798	28.077
92	15:54:56.485	<b>3:15.096</b>	1:01.520	1:21.383	52.193	158	18:02:43.963	<b>1:41.446</b>	30.684	42.725	28.037
93	15:58:16.804	<b>3:20.319</b>	1:07.952	1:24.515	47.852	159	18:04:23.127	<b>1:39.164</b>	30.413	40.813	27.938
94	16:00:36.142	<b>2:19.338</b>	51.775	57.661	29.902						
95	16:02:19.126	<b>1:42.984</b>	32.568	42.547	27.869	(195) Edward BRIDLE / Christopher BRIDLE / Jon KING					
96	16:04:02.774	<b>1:43.648</b>	32.330	41.847	29.471	1	13:04:55.425	<b>2:00.123</b>	42.965	46.653	30.505
97	16:05:45.686	<b>1:42.912</b>	31.564	42.798	28.550	2	13:06:41.669	<b>1:46.244</b>	33.108	43.753	29.383
98	16:07:35.837	<b>1:50.151</b>	32.021	46.487	31.643	3	13:08:29.196	<b>1:47.527</b>	34.057	44.442	29.028
99	16:09:56.614	<b>2:20.777</b>	33.705	48.202	58.870	4	13:10:14.027	<b>1:44.831</b>	32.500	43.224	29.107
100	16:13:17.766	<b>3:21.152</b>	1:05.099	1:22.803	53.250	5	13:11:58.736	<b>1:44.709</b>	32.284	43.217	29.208
101	16:16:44.953	<b>3:27.187</b>	58.544	1:31.329	57.314	6	13:13:43.920	<b>1:45.184</b>	32.192	43.077	29.915
102	16:19:30.767	<b>2:45.814</b>	1:09.295	1:07.791	28.728	7	13:15:28.363	<b>1:44.443</b>	32.490	43.004	28.949
103	16:21:12.437	<b>1:41.670</b>	30.921	41.736	29.013	8	13:17:12.430	<b>1:44.067</b>	32.177	42.896	28.994
104	16:22:53.343	<b>1:40.906</b>	30.907	42.038	27.961	9	13:18:56.685	<b>1:44.255</b>	32.430	42.858	28.967
105	16:24:35.005	<b>1:41.662</b>	31.172	41.893	28.597	10	13:20:40.906	<b>1:44.221</b>	32.180	43.244	28.797
106	16:26:16.127	<b>1:41.122</b>	31.246	41.999	27.877	11	13:23:31.447	<b>2:50.541</b>	46.073	1:28.376	36.092
107	16:27:58.102	<b>1:41.975</b>	30.921	42.487	28.567	12	13:25:15.367	<b>1:43.920</b>	31.838	42.921	29.161
108	16:29:41.264	<b>1:43.162</b>	32.130	42.045	28.987	13	13:26:58.821	<b>1:43.454</b>	31.658	42.738	29.058
109	16:31:26.532	<b>1:45.268</b>	32.081	44.543	28.644	14	13:28:43.805	<b>1:44.984</b>	31.702	44.491	28.791
110	16:33:06.697	<b>1:40.165</b>	30.915	41.550	27.700	15	13:30:28.552	<b>1:44.747</b>	31.999	42.956	29.792
p111	16:34:44.050	<b>1:37.353</b>	30.910	41.786		16	13:32:12.773	<b>1:44.221</b>	31.895	43.233	29.093
112	16:37:27.412	<b>2:43.362</b>		41.382	27.657	17	13:33:56.298	<b>1:43.525</b>	32.041	42.609	28.875
113	16:39:07.803	<b>1:40.391</b>	31.377	41.030	27.984	18	13:35:40.239	<b>1:43.941</b>	32.192	42.880	28.869
114	16:40:47.269	<b>1:39.466</b>	31.009	41.329	<b>27.128</b>	19	13:37:24.532	<b>1:44.293</b>	31.910	43.122	29.261
115	16:42:28.696	<b>1:41.427</b>	30.643	43.039	27.745	20	13:39:08.715	<b>1:44.183</b>	32.120	43.151	28.912
116	16:44:11.674	<b>1:42.978</b>	32.196	42.315	28.467	21	13:40:51.754	<b>1:43.039</b>	31.784	42.712	28.543
117	16:46:59.191	<b>2:47.517</b>	33.394	1:16.924	57.199	22	13:42:34.947	<b>1:43.193</b>	31.730	42.842	28.621
118	16:49:11.139	<b>2:11.948</b>	44.439	55.493	32.016	23	13:44:18.391	<b>1:43.444</b>	31.734	42.890	28.820
119	16:51:04.481	<b>1:53.342</b>	30.786	43.670	38.886	24	13:46:01.437	<b>1:43.046</b>	31.772	42.739	28.535
120	16:52:47.364	<b>1:42.883</b>	31.813	43.065	28.005	25	13:47:44.441	<b>1:43.004</b>	31.770	42.687	28.547
121	16:54:32.173	<b>1:44.809</b>	31.038	44.742	29.029	26	13:49:27.251	<b>1:42.810</b>	31.718	42.576	28.516
122	16:56:16.169	<b>1:43.996</b>	32.087	43.251	28.658	27	13:51:10.183	<b>1:42.932</b>	31.699	42.514	28.719
123	16:57:59.657	<b>1:43.488</b>	31.714	42.564	29.210	28	13:52:54.313	<b>1:44.130</b>	31.690	43.295	29.145
124	16:59:43.101	<b>1:43.444</b>	32.035	42.652	28.757	29	13:54:38.233	<b>1:43.920</b>	31.764	43.234	28.922
125	17:01:26.695	<b>1:43.594</b>	31.383	43.568	28.643	30	13:56:20.738	<b>1:42.505</b>	31.616	42.400	28.489

Clerk of the Course.

Orbits

Sig : Time :  
 Chief Timekeeper : Ian Sharp (SMART Timing)  
 Results available at [www.speedhive.com](http://www.speedhive.com) and [www.smart-timing.co.uk](http://www.smart-timing.co.uk)



## DDMC Saloon Car Festival

### Fun Cup

Croft 2.125 miles

### Race 2

18/05/2019 12:57

Race (5:00:00 Time) started at 13:02:40

Lap	Time of Day	Lap Tm	S1	S2	S3	Lap	Time of Day	Lap Tm	S1	S2	S3
31	13:58:03.162	<b>1:42.424</b>	31.637	42.348	28.439	97	16:07:31.587	<b>1:48.566</b>	32.269	46.361	29.936
p32	13:59:42.454	<b>1:39.292</b>	31.542	42.081		98	16:09:54.465	<b>2:22.878</b>	34.144	49.912	58.822
33	14:02:42.077	<b>2:59.623</b>		45.655	29.957	99	16:13:15.534	<b>3:21.069</b>	1:04.538	1:23.758	52.773
34	14:04:30.194	<b>1:48.117</b>	32.914	45.491	29.712	100	16:16:42.889	<b>3:27.355</b>	57.592	1:33.085	56.678
35	14:06:17.364	<b>1:47.170</b>	32.796	44.687	29.687	101	16:19:28.329	<b>2:45.440</b>	1:09.426	1:07.350	28.664
36	14:08:03.677	<b>1:46.313</b>	32.792	44.234	29.287	102	16:21:09.341	<b>1:41.012</b>	31.711	41.456	27.845
37	14:09:50.326	<b>1:46.649</b>	33.049	44.006	29.594	103	16:22:49.328	<b>1:39.987</b>	30.927	41.506	<b>27.554</b>
38	14:11:36.361	<b>1:46.035</b>	32.731	44.020	29.284	104	16:24:31.148	<b>1:41.820</b>	31.543	41.560	28.717
39	14:13:20.942	<b>1:44.581</b>	32.171	43.278	29.132	105	16:26:11.125	<b>1:39.977</b>	30.904	41.360	27.713
40	14:15:05.898	<b>1:44.956</b>	32.612	43.209	29.135	p106	16:27:48.868	<b>1:37.743</b>	30.644	41.464	
41	14:16:50.207	<b>1:44.309</b>	32.184	43.063	29.062	107	16:30:31.612	<b>2:42.744</b>		43.801	28.688
p42	14:18:32.772	<b>1:42.565</b>	32.318	43.246		108	16:32:14.379	<b>1:42.767</b>	31.487	42.807	28.473
43	14:20:39.924	<b>2:07.152</b>		44.732	29.657	109	16:33:57.011	<b>1:42.632</b>	31.561	42.977	28.094
44	14:22:24.508	<b>1:44.584</b>	32.304	43.379	28.901	110	16:35:39.238	<b>1:42.227</b>	31.657	42.658	27.912
45	14:24:08.718	<b>1:44.210</b>	32.240	43.105	28.865	111	16:37:21.562	<b>1:42.324</b>	31.337	42.469	28.518
46	14:25:52.727	<b>1:44.009</b>	31.995	43.052	28.962	112	16:39:04.086	<b>1:42.524</b>	31.517	42.856	28.151
47	14:27:37.141	<b>1:44.414</b>	32.186	43.354	28.874	113	16:40:46.186	<b>1:42.100</b>	31.447	42.715	27.938
48	14:29:20.928	<b>1:43.787</b>	31.760	43.118	28.909	114	16:42:28.389	<b>1:42.203</b>	31.407	43.022	27.774
49	14:31:05.205	<b>1:44.277</b>	31.913	43.343	29.021	115	16:44:16.708	<b>1:48.319</b>	34.503	45.102	28.714
50	14:32:50.646	<b>1:45.441</b>	31.689	43.944	29.808	116	16:47:02.743	<b>2:46.035</b>	34.134	1:14.692	57.209
51	14:34:38.118	<b>1:47.472</b>	33.023	44.931	29.518	117	16:49:12.552	<b>2:09.809</b>	43.242	55.327	31.240
52	14:37:25.450	<b>2:47.332</b>	36.694	1:24.272	46.366	118	16:50:56.357	<b>1:43.805</b>	31.238	42.793	29.774
53	14:39:54.809	<b>2:29.359</b>	56.324	1:00.966	32.069	119	16:52:38.237	<b>1:41.880</b>	31.554	42.390	27.936
54	14:41:41.792	<b>1:46.983</b>	33.016	44.234	29.733	120	16:54:19.974	<b>1:41.737</b>	30.680	42.331	28.726
55	14:44:26.318	<b>2:44.526</b>	47.246	1:05.655	51.625	121	16:56:10.275	<b>1:50.301</b>	31.110	42.959	36.232
p56	14:46:58.961	<b>2:32.643</b>	48.556	1:00.714		122	16:57:59.437	<b>1:49.162</b>	31.396	43.052	34.714
57	14:49:57.707	<b>2:58.746</b>		45.591	29.910	123	16:59:44.752	<b>1:45.315</b>	32.867	43.352	29.096
58	14:52:09.725	<b>2:12.018</b>	35.098	1:00.946	35.974	124	17:01:29.882	<b>1:45.130</b>	31.592	43.631	29.907
59	14:54:34.405	<b>2:24.680</b>	47.841	1:00.071	36.768	125	17:03:59.816	<b>2:29.934</b>	32.887	1:13.469	43.578
60	14:57:03.862	<b>2:29.457</b>	46.922	1:03.188	39.347	126	17:06:18.116	<b>2:18.300</b>	56.700	50.156	31.444
61	15:00:00.218	<b>2:56.356</b>	56.605	1:15.376	44.375	127	17:08:01.992	<b>1:43.876</b>	32.120	42.966	28.790
62	15:02:18.997	<b>2:18.779</b>	54.660	53.548	30.571	128	17:09:46.007	<b>1:44.015</b>	32.419	42.669	28.927
63	15:04:06.709	<b>1:47.712</b>	33.563	44.850	29.299	129	17:11:30.683	<b>1:44.676</b>	32.332	43.331	29.013
64	15:05:51.199	<b>1:44.490</b>	32.574	42.909	29.007	130	17:13:16.295	<b>1:45.612</b>	32.446	44.179	28.987
65	15:07:35.072	<b>1:43.873</b>	32.009	42.887	28.977	131	17:15:02.251	<b>1:45.956</b>	32.169	44.470	29.317
66	15:09:19.823	<b>1:44.751</b>	31.718	43.490	29.543	p132	17:16:45.108	<b>1:42.857</b>	31.959	44.420	
67	15:11:02.702	<b>1:42.879</b>	31.118	42.774	28.987	133	17:19:15.453	<b>2:30.345</b>		44.194	30.141
68	15:12:46.652	<b>1:43.950</b>	31.983	42.799	29.168	134	17:21:02.033	<b>1:46.580</b>	32.374	44.749	29.457
69	15:14:28.689	<b>1:42.037</b>	31.324	42.284	28.429	135	17:22:47.509	<b>1:45.476</b>	32.013	44.491	28.972
70	15:16:10.452	<b>1:41.763</b>	31.031	42.331	28.401	136	17:24:33.647	<b>1:46.138</b>	32.531	44.245	29.362
71	15:17:51.963	<b>1:41.511</b>	31.035	42.049	28.427	137	17:26:18.678	<b>1:45.031</b>	31.975	43.982	29.074
72	15:19:34.070	<b>1:42.107</b>	31.664	42.340	28.103	138	17:28:05.071	<b>1:46.393</b>	32.074	45.038	29.281
73	15:21:15.452	<b>1:41.382</b>	31.015	42.109	28.258	139	17:29:48.118	<b>1:43.047</b>	31.043	43.095	28.909
74	15:22:56.326	<b>1:40.874</b>	30.805	42.040	28.029	140	17:31:31.293	<b>1:43.175</b>	31.147	42.985	29.043
75	15:24:37.324	<b>1:40.998</b>	31.001	41.988	28.009	141	17:33:14.479	<b>1:43.186</b>	31.103	43.277	28.806
76	15:26:17.446	<b>1:40.122</b>	30.834	41.552	27.736	142	17:34:58.147	<b>1:43.668</b>	30.993	43.727	28.948
77	15:27:58.688	<b>1:41.242</b>	30.713	41.604	28.925	143	17:36:42.201	<b>1:44.054</b>	31.457	43.626	28.971
78	15:29:39.007	<b>1:40.319</b>	31.083	<b>41.310</b>	27.926	144	17:38:28.994	<b>1:46.793</b>	33.312	43.845	29.636
79	15:31:19.202	<b>1:40.195</b>	30.979	41.460	27.756	145	17:41:03.774	<b>2:34.780</b>	33.532	1:04.853	56.395
80	15:32:59.423	<b>1:40.221</b>	30.691	41.500	28.030	146	17:43:42.278	<b>2:38.504</b>	1:06.849	1:00.637	31.018
81	15:34:39.988	<b>1:40.565</b>	30.592	41.687	28.286	147	17:45:27.334	<b>1:45.056</b>	32.219	43.785	29.052
p82	15:36:16.552	<b>1:36.564</b>	30.866	41.317		148	17:47:11.148	<b>1:43.814</b>	31.338	43.281	29.195
83	15:38:55.452	<b>2:38.900</b>		42.589	28.154	149	17:48:54.481	<b>1:43.333</b>	30.979	43.621	28.733
84	15:40:37.877	<b>1:42.425</b>	31.548	41.917	28.960	150	17:50:38.256	<b>1:43.775</b>	31.214	43.890	28.671
85	15:42:22.064	<b>1:44.187</b>	31.024	41.596	31.567	151	17:52:21.965	<b>1:43.709</b>	31.215	43.527	28.967
86	15:44:03.701	<b>1:41.637</b>	31.345	42.178	28.114	152	17:54:04.685	<b>1:42.720</b>	31.098	42.979	28.643
87	15:45:46.363	<b>1:42.662</b>	31.700	42.473	28.489	153	17:55:46.533	<b>1:41.848</b>	<b>30.522</b>	42.901	28.425
88	15:47:30.092	<b>1:43.729</b>	31.141	44.028	28.560	154	17:57:28.810	<b>1:42.277</b>	30.760	42.898	28.619
89	15:49:17.802	<b>1:47.710</b>	31.404	43.966	32.340	155	17:59:10.348	<b>1:41.538</b>	30.717	42.319	28.502
90	15:51:39.990	<b>2:22.188</b>	38.830	49.920	53.438	156	18:00:51.369	<b>1:41.021</b>	30.761	41.969	28.291
91	15:54:55.441	<b>3:15.451</b>	1:01.736	1:21.604	52.111	157	18:02:32.451	<b>1:41.082</b>	30.567	42.081	28.434
92	15:58:15.609	<b>3:20.168</b>	1:08.235	1:24.648	47.285	158	18:04:13.802	<b>1:41.351</b>	30.789	42.414	28.148
93	16:00:35.302	<b>2:19.693</b>	52.317	57.653	29.723						
94	16:02:18.255	<b>1:42.953</b>	32.963	42.007	27.983						
95	16:04:02.344	<b>1:44.089</b>	31.537	43.229	29.323						
96	16:05:43.021	<b>1:40.677</b>	31.165	41.425	28.087						
						(249) Rory BROWN / Alan BROWN / Sam BROWN					
						1	13:04:42.373	<b>1:55.776</b>	38.495	47.523	29.758
						2	13:06:28.632	<b>1:46.259</b>	33.038	42.934	30.287

Clerk of the Course.

Orbits

Sig : Time :  
Chief Timekeeper : Ian Sharp (SMART Timing)

Results available at [www.speedhive.com](http://www.speedhive.com) and [www.smart-timing.co.uk](http://www.smart-timing.co.uk)





## DDMC Saloon Car Festival

Fun Cup

Croft 2.125 miles

Race 2

18/05/2019 12:57

Race (5:00:00 Time) started at 13:02:40

Lap	Time of Day	Lap Tm	S1	S2	S3	Lap	Time of Day	Lap Tm	S1	S2	S3
3	13:08:15.186	1:46.554	33.189	43.394	29.971	69	15:16:02.573	1:41.822	32.396	41.790	27.636
4	13:10:01.488	1:46.302	32.572	44.564	29.166	70	15:17:42.938	1:40.365	31.189	41.356	27.820
p5	13:11:45.130	1:43.642	32.791	43.834		71	15:19:22.690	1:39.752	30.948	40.994	27.810
6	13:14:30.445	2:45.315		44.119	28.915	72	15:21:02.852	1:40.162	31.599	41.071	27.492
7	13:16:15.066	1:44.621	32.276	43.582	28.763	73	15:22:41.840	1:38.988	30.480	40.911	27.597
8	13:18:00.130	1:45.064	32.651	43.556	28.857	74	15:24:21.281	1:39.441	30.846	40.830	27.765
9	13:19:44.777	1:44.647	32.276	43.300	29.071	75	15:26:00.055	1:38.774	30.759	40.462	27.553
10	13:21:29.086	1:44.309	32.157	43.171	28.981	76	15:27:40.950	1:40.895	30.506	41.854	28.535
11	13:23:41.666	2:12.580	35.022	59.890	37.668	77	15:29:20.265	1:39.315	30.867	41.020	27.428
12	13:25:27.616	1:45.950	32.969	43.698	29.283	78	15:30:58.831	1:38.566	30.517	40.646	27.403
13	13:27:33.396	2:05.780	31.794	1:03.861	30.125	79	15:32:37.218	1:38.387	30.279	40.919	27.189
14	13:29:17.687	1:44.291	32.054	43.353	28.884	80	15:34:15.603	1:38.385	30.600	40.407	27.378
15	13:31:02.285	1:44.598	32.395	43.407	28.796	81	15:35:54.304	1:38.701	30.857	40.517	27.327
16	13:32:48.350	1:46.065	33.027	43.898	29.140	82	15:37:32.292	1:37.988	30.426	40.477	27.085
17	13:34:34.093	1:45.743	32.435	43.473	29.835	83	15:39:10.538	1:38.246	30.183	40.829	27.234
18	13:36:19.715	1:45.622	33.346	43.232	29.044	p84	15:40:47.064	1:36.526	30.712	40.791	
19	13:38:04.958	1:45.243	32.783	43.174	29.286	85	15:43:40.377	2:53.313		42.674	28.490
20	13:39:49.187	1:44.229	32.322	42.884	29.023	86	15:45:23.668	1:43.291	31.898	42.492	28.901
21	13:41:33.286	1:44.099	32.434	42.722	28.943	87	15:47:29.183	2:05.515	31.514	1:04.340	29.661
22	13:43:17.985	1:44.699	32.129	42.952	29.618	88	15:49:16.595	1:47.412	31.077	44.759	31.576
23	13:45:02.323	1:44.338	32.668	43.066	28.604	89	15:51:37.684	2:21.089	38.031	50.896	52.162
24	13:46:46.395	1:44.072	32.148	43.016	28.908	90	15:54:54.032	3:16.348	1:03.003	1:21.732	51.613
25	13:48:31.284	1:44.889	32.743	43.155	28.991	91	15:58:14.631	3:20.599	1:08.833	1:24.194	47.572
26	13:50:15.037	1:43.753	32.191	42.780	28.782	92	16:00:35.174	2:20.543	51.606	58.724	30.213
27	13:51:58.370	1:43.333	32.077	42.836	28.420	93	16:02:18.014	1:42.840	32.439	42.261	28.140
28	13:53:41.996	1:43.626	31.991	43.148	28.487	94	16:03:59.358	1:41.344	31.144	41.932	28.268
p29	13:55:22.609	1:40.613	31.938	42.701		95	16:05:39.536	1:40.178	30.872	41.500	27.806
30	13:59:05.551	3:42.942		48.262	30.729	96	16:07:27.804	1:48.268	31.683	45.687	30.898
31	14:00:55.381	1:49.830	34.827	44.746	30.257	97	16:09:52.344	2:24.540	34.807	51.877	57.856
32	14:02:42.517	1:47.136	32.867	44.611	29.658	98	16:13:14.153	3:21.809	1:05.868	1:23.993	51.948
33	14:04:29.197	1:46.680	32.763	44.576	29.341	99	16:16:42.398	3:28.245	57.231	1:33.628	57.386
34	14:06:15.409	1:46.212	33.088	43.754	29.370	100	16:19:27.843	2:45.445	1:08.014	1:08.102	29.329
35	14:08:00.055	1:44.646	32.602	42.884	29.160	101	16:21:07.541	1:39.698	30.735	41.342	27.621
36	14:09:46.566	1:46.511	32.967	44.277	29.267	102	16:22:47.642	1:40.101	30.711	41.482	27.908
37	14:11:33.355	1:46.789	32.798	44.007	29.984	103	16:24:28.124	1:40.482	31.411	41.326	27.745
38	14:13:17.681	1:44.326	32.521	42.766	29.039	p104	16:26:06.132	1:38.008	30.862	42.140	
39	14:15:01.833	1:44.152	32.281	42.901	28.970	105	16:28:42.446	2:36.314		41.908	27.984
40	14:16:47.725	1:45.892	32.917	43.808	29.167	106	16:30:23.446	1:41.000	31.372	41.863	27.765
41	14:18:33.849	1:46.124	33.042	43.414	29.668	107	16:32:03.827	1:40.381	31.423	41.413	27.545
42	14:20:18.806	1:44.957	32.617	43.364	28.976	108	16:33:43.504	1:39.677	30.963	41.305	27.409
43	14:22:03.358	1:44.552	32.361	43.101	29.090	109	16:35:23.613	1:40.109	30.686	40.986	28.437
44	14:23:47.462	1:44.104	32.264	42.857	28.983	110	16:37:03.091	1:39.478	30.788	41.080	27.610
45	14:25:32.123	1:44.661	32.616	42.793	29.252	111	16:38:42.827	1:39.736	30.840	41.343	27.553
p46	14:27:17.296	1:45.173	32.786	44.260		112	16:40:22.165	1:39.338	30.729	41.247	27.362
47	14:30:03.028	2:45.732		43.223	28.766	113	16:42:01.982	1:39.817	31.186	41.066	27.565
48	14:31:48.119	1:45.091	32.082	43.716	29.293	114	16:43:43.356	1:41.374	31.638	41.336	28.400
49	14:33:33.045	1:44.926	32.779	43.265	28.882	115	16:46:50.905	3:07.549	46.538	1:25.338	55.673
50	14:35:18.480	1:45.435	32.721	43.318	29.396	116	16:49:07.661	2:16.756	48.051	56.866	31.839
51	14:37:35.846	2:17.366	35.528	57.620	44.218	117	16:50:48.670	1:41.009	31.627	41.388	27.994
52	14:40:06.342	2:30.496	55.493	58.529	36.474	118	16:52:32.196	1:43.526	31.492	43.385	28.649
53	14:41:55.395	1:49.053	33.863	44.692	30.498	119	16:54:15.484	1:43.288	32.477	42.281	28.530
54	14:44:34.517	2:39.122	41.386	1:04.809	52.927	120	16:55:59.184	1:43.700	30.897	44.096	28.707
p55	14:47:05.122	2:30.605	47.397	1:00.202		121	16:57:42.236	1:43.052	31.817	42.429	28.806
56	14:50:45.803	3:40.681		48.884	31.015	122	16:59:25.370	1:43.134	31.576	42.917	28.641
57	14:52:38.073	1:52.270	35.228	46.766	30.276	123	17:01:07.570	1:42.200	30.866	42.337	28.997
58	14:54:41.534	2:03.461	34.550	51.642	37.269	124	17:03:56.635	2:49.065	39.867	1:24.540	44.658
59	14:57:11.620	2:30.086	47.599	1:04.263	38.224	125	17:06:15.845	2:19.210	57.401	50.327	31.482
60	15:00:08.438	2:56.818	58.108	1:12.742	45.968	126	17:07:59.258	1:43.413	32.567	42.166	28.680
61	15:02:24.004	2:15.566	55.622	49.962	29.982	127	17:09:40.961	1:41.703	31.917	41.622	28.164
62	15:04:08.386	1:44.382	31.988	42.588	29.806	128	17:11:24.640	1:43.679	32.657	42.634	28.388
63	15:05:51.489	1:43.103	32.256	42.191	28.656	129	17:13:07.397	1:42.757	32.076	42.437	28.244
64	15:07:33.541	1:42.052	31.344	42.298	28.410	p130	17:14:47.635	1:40.238	31.528	42.145	
65	15:09:15.506	1:41.965	31.292	41.960	28.713	131	17:17:20.145	2:32.510		42.954	29.097
66	15:10:57.080	1:41.574	31.107	42.060	28.407	132	17:19:01.864	1:41.719	31.050	41.852	28.817
67	15:12:38.988	1:41.908	31.097	41.416	29.395	133	17:20:43.807	1:41.943	31.058	42.012	28.873
68	15:14:20.751	1:41.763	31.634	42.243	27.886	134	17:22:25.230	1:41.423	30.744	42.252	28.427

Clerk of the Course.

Sig : Time :

Chief Timekeeper : Ian Sharp (SMART Timing)

Results available at [www.speedhive.com](http://www.speedhive.com) and [www.smart-timing.co.uk](http://www.smart-timing.co.uk)

Printed: 18/05/2019 18:51:25

Orbits



## DDMC Saloon Car Festival

Fun Cup

Croft 2.125 miles

Race 2

18/05/2019 12:57

Race (5:00:00 Time) started at 13:02:40

Lap	Time of Day	Lap Tm	S1	S2	S3	Lap	Time of Day	Lap Tm	S1	S2	S3
135	17:24:07.796	1:42.566	30.751	42.385	29.430	42	14:17:15.993	1:43.128	32.099	42.350	28.679
136	17:25:51.154	1:43.358	31.426	42.522	29.410	43	14:19:00.981	1:44.988	32.600	42.985	29.403
137	17:27:32.733	1:41.579	31.162	41.986	28.431	44	14:20:45.116	1:44.135	32.569	42.742	28.824
138	17:29:14.025	1:41.292	31.105	42.027	28.160	45	14:22:28.450	1:43.334	32.098	42.499	28.737
139	17:30:55.150	1:41.125	30.821	42.142	28.162	46	14:24:11.730	1:43.280	32.129	42.292	28.859
140	17:32:35.935	1:40.785	30.485	41.878	28.422	47	14:25:55.689	1:43.959	32.433	42.772	28.754
141	17:34:16.948	1:41.013	30.564	42.120	28.329	p48	14:27:35.748	1:40.059	31.891	42.198	
142	17:35:57.462	1:40.514	30.577	41.868	28.069	49	14:32:47.125	5:11.377		42.214	28.591
143	17:37:40.017	1:42.555	32.206	42.098	28.251	50	14:34:32.470	1:45.345	33.024	42.980	29.341
144	17:40:50.984	3:10.967	43.052	1:32.210	55.705	51	14:37:23.887	2:51.417	34.077	1:29.334	48.006
145	17:43:36.322	2:45.338	1:09.334	1:04.052	31.952	52	14:39:51.254	2:27.367	55.268	1:01.467	30.632
146	17:45:19.203	1:42.881	31.906	41.818	29.157	53	14:41:36.183	1:44.929	32.534	42.854	29.541
147	17:47:01.837	1:42.634	31.436	42.518	28.680	54	14:44:20.388	2:44.205	49.582	1:05.418	49.205
148	17:48:44.817	1:42.980	31.448	42.486	29.046	p55	14:46:53.625	2:33.237	49.525	1:02.211	
149	17:50:28.273	1:43.456	31.456	43.184	28.816	56	14:49:59.250	3:05.625		43.917	29.085
150	17:52:10.945	1:42.672	30.869	43.196	28.607	57	14:52:10.493	2:11.243	34.109	1:00.883	36.251
151	17:53:55.124	1:44.179	31.231	44.011	28.937	58	14:54:35.194	2:24.701	47.557	59.969	37.175
152	17:55:37.630	1:42.506	30.453	43.359	28.694	59	14:57:04.710	2:29.516	46.961	1:02.598	39.957
153	17:57:18.510	1:40.880	30.290	41.860	28.730	60	15:00:00.829	2:56.119	56.738	1:15.283	44.098
154	17:59:00.249	1:41.739	30.337	42.432	28.970	61	15:02:19.251	2:18.422	54.425	53.405	30.592
155	18:00:41.366	1:41.117	31.089	41.162	28.866	62	15:04:05.145	1:45.894	33.127	42.544	30.223
156	18:02:21.508	1:40.142	30.741	41.269	28.132	63	15:05:48.756	1:43.611	32.084	43.224	28.303
157	18:04:00.600	1:39.092	30.113	40.892	28.087	64	15:07:31.269	1:42.513	31.697	42.204	28.612
						65	15:09:13.676	1:42.407	31.541	42.117	28.749
						66	15:10:55.510	1:41.834	31.579	41.960	28.295
						67	15:12:38.056	1:42.546	31.196	42.611	28.739
						68	15:14:19.942	1:41.886	31.624	42.130	28.132
						69	15:16:05.509	1:45.567	33.925	42.304	29.338
						70	15:17:46.531	1:41.022	30.573	42.551	27.898
						71	15:19:27.021	1:40.490	30.814	41.919	27.757
						72	15:21:07.886	1:40.865	31.200	41.799	27.866
						73	15:22:48.061	1:40.175	31.125	41.424	27.626
						74	15:24:28.235	1:40.174	30.848	41.573	27.753
						75	15:26:08.297	1:40.062	30.774	41.245	28.043
						76	15:27:48.171	1:39.874	30.879	41.429	27.566
						77	15:29:28.419	1:40.248	31.223	41.139	27.886
						78	15:31:07.220	1:38.801	30.494	40.972	27.335
						79	15:32:45.849	1:38.629	30.283	40.872	27.474
						80	15:34:25.170	1:39.321	30.316	41.404	27.601
						81	15:36:04.381	1:39.211	30.622	41.269	27.320
						82	15:37:43.281	1:38.900	30.645	41.004	27.251
						83	15:39:23.229	1:39.948	30.950	40.954	28.044
						84	15:41:02.705	1:39.476	30.815	41.165	27.496
						p85	15:42:39.004	1:36.299	30.797	41.478	
						86	15:45:24.500	2:45.496		44.464	29.279
						87	15:47:07.521	1:43.021	32.207	42.392	28.422
						88	15:48:50.398	1:42.877	32.210	42.288	28.379
						89	15:51:25.183	2:34.785	33.670	1:10.701	50.414
						90	15:54:42.921	3:17.738	1:04.115	1:22.786	50.837
						91	15:58:04.722	3:21.801	1:06.971	1:26.804	48.026
						92	16:00:26.483	2:21.761	52.165	1:00.161	29.435
						93	16:02:09.202	1:42.719	32.326	42.285	28.108
						94	16:03:50.090	1:40.888	31.170	41.486	28.232
						95	16:05:31.072	1:40.982	31.290	41.880	27.812
						96	16:07:21.467	1:50.395	30.648	49.716	30.031
						97	16:09:43.458	2:21.991	35.101	53.290	53.600
						98	16:13:08.604	3:25.146	1:04.825	1:28.096	52.225
						99	16:16:36.958	3:28.354	56.396	1:33.232	58.726
						100	16:19:22.755	2:45.797	1:07.686	1:09.267	28.844
p35	14:04:02.879	1:40.592	33.587	41.995		101	16:21:02.884	1:40.129	31.001	41.117	28.011
36	14:06:46.306	2:43.427		45.846	29.493	102	16:22:42.144	1:39.260	30.538	40.998	27.724
37	14:08:34.077	1:47.771	33.313	44.829	29.629	103	16:24:22.307	1:40.163	30.779	41.334	28.050
38	14:10:19.485	1:45.408	32.804	43.503	29.101	p104	16:25:59.822	1:37.515	31.572	40.966	
39	14:12:03.889	1:44.404	32.617	42.831	28.956	105	16:28:28.713	2:28.891		41.385	27.171
40	14:13:48.721	1:44.832	32.326	43.626	28.880	106	16:30:09.410	1:40.697	30.684	42.422	27.591
41	14:15:32.865	1:44.144	32.214	43.230	28.700	107	16:31:49.949	1:40.539	32.679	40.708	27.152

(221) Andy BICKNELL / Harry MAILER / Riley PHILLIPS

Clerk of the Course.

Sig : Time :

Chief Timekeeper : Ian Sharp (SMART Timing)

Results available at [www.speedhive.com](http://www.speedhive.com) and [www.smart-timing.co.uk](http://www.smart-timing.co.uk)

Printed: 18/05/2019 18:51:25

Orbits



## DDMC Saloon Car Festival

Fun Cup

Croft 2.125 miles

Race 2

18/05/2019 12:57

Race (5:00:00 Time) started at 13:02:40

Lap	Time of Day	Lap Tm	S1	S2	S3	Lap	Time of Day	Lap Tm	S1	S2	S3
108	16:33:28.000	<b>1:38.051</b>	30.343	40.640	<b>27.068</b>	16	13:32:36.853	<b>1:46.368</b>	33.045	44.172	29.151
109	16:35:06.559	<b>1:38.559</b>	30.405	40.941	27.213	17	13:34:23.584	<b>1:46.731</b>	32.817	43.901	30.013
110	16:36:47.641	<b>1:41.082</b>	30.528	41.497	29.057	18	13:36:10.034	<b>1:46.450</b>	33.200	44.246	29.004
111	16:38:27.467	<b>1:39.826</b>	30.919	41.024	27.883	19	13:37:57.441	<b>1:47.407</b>	33.169	44.782	29.456
112	16:40:07.887	<b>1:40.420</b>	30.849	41.507	28.064	20	13:40:08.153	<b>2:10.712</b>	55.262	46.170	29.280
113	16:41:46.861	<b>1:38.974</b>	30.615	41.013	27.346	21	13:41:55.821	<b>1:47.668</b>	33.732	44.623	29.313
114	16:43:27.615	<b>1:40.754</b>	30.871	41.630	28.253	22	13:43:47.068	<b>1:51.247</b>	33.325	46.210	31.712
115	16:46:43.312	<b>3:15.697</b>	55.022	1:25.502	55.173	23	13:45:33.768	<b>1:46.700</b>	32.878	44.676	29.146
116	16:49:02.602	<b>2:19.290</b>	49.030	58.487	31.773	24	13:47:21.751	<b>1:47.983</b>	33.903	44.902	29.178
117	16:50:41.862	<b>1:39.260</b>	31.399	<b>40.624</b>	27.237	25	13:49:10.567	<b>1:48.816</b>	34.040	45.606	29.170
118	16:52:21.660	<b>1:39.798</b>	30.493	41.570	27.735	26	13:50:59.930	<b>1:49.363</b>	33.615	45.173	30.575
119	16:54:02.393	<b>1:40.733</b>	30.667	41.652	28.414	27	13:52:49.501	<b>1:49.571</b>	34.060	45.187	30.324
120	16:55:43.959	<b>1:41.566</b>	31.561	41.710	28.295	28	13:54:40.191	<b>1:50.690</b>	34.700	45.062	30.928
121	16:57:24.892	<b>1:40.933</b>	30.514	42.063	28.356	29	13:56:29.322	<b>1:49.131</b>	34.013	44.915	30.203
122	16:59:06.577	<b>1:41.685</b>	30.650	42.191	28.844	p30	13:58:16.868	<b>1:47.546</b>	34.052	46.285	
123	17:00:47.576	<b>1:40.999</b>	30.569	41.889	28.541	31	14:01:19.575	<b>3:02.707</b>		46.912	30.105
124	17:03:47.193	<b>2:59.617</b>	49.275	1:24.732	45.610	32	14:03:07.511	<b>1:47.936</b>	33.472	45.272	29.192
125	17:06:09.646	<b>2:22.453</b>	56.474	52.782	33.197	33	14:04:56.031	<b>1:48.520</b>	33.714	45.288	29.518
126	17:07:50.988	<b>1:41.342</b>	31.237	41.969	28.136	34	14:06:44.173	<b>1:48.142</b>	33.541	45.287	29.314
127	17:09:31.728	<b>1:40.740</b>	31.454	41.770	27.516	35	14:08:33.631	<b>1:49.458</b>	35.080	44.920	29.458
128	17:11:12.195	<b>1:40.467</b>	31.630	41.480	27.357	36	14:10:23.272	<b>1:49.641</b>	34.509	45.563	29.569
p129	17:12:52.058	<b>1:39.863</b>	31.280	42.686		37	14:12:12.125	<b>1:48.853</b>	33.488	45.859	29.506
p130	17:17:39.939	<b>4:47.881</b>		42.821		38	14:14:00.574	<b>1:48.449</b>	33.747	45.314	29.388
131	17:20:06.805	<b>2:26.866</b>		42.393	28.182	39	14:15:48.111	<b>1:47.537</b>	33.235	45.077	29.225
132	17:21:50.985	<b>1:44.180</b>	32.543	43.044	28.593	40	14:17:34.649	<b>1:46.538</b>	32.752	44.459	29.327
133	17:23:33.436	<b>1:42.451</b>	30.919	43.278	28.254	41	14:19:22.438	<b>1:47.789</b>	32.743	45.459	29.587
134	17:25:17.062	<b>1:43.626</b>	32.856	42.234	28.536	42	14:21:09.643	<b>1:47.205</b>	32.984	44.625	29.596
135	17:26:59.087	<b>1:42.025</b>	31.756	42.231	28.038	43	14:22:56.334	<b>1:46.691</b>	32.983	44.269	29.439
136	17:28:41.543	<b>1:42.456</b>	32.188	42.196	28.072	44	14:24:42.854	<b>1:46.520</b>	32.888	44.376	29.256
137	17:30:22.718	<b>1:41.175</b>	30.968	41.964	28.243	45	14:26:28.882	<b>1:46.028</b>	32.794	43.933	29.301
138	17:32:03.968	<b>1:41.250</b>	30.680	42.271	28.299	46	14:28:15.677	<b>1:46.795</b>	33.989	43.647	29.159
139	17:33:44.371	<b>1:40.403</b>	30.634	41.792	27.977	47	14:30:02.234	<b>1:46.557</b>	33.143	44.063	29.351
140	17:35:26.110	<b>1:41.739</b>	31.312	42.105	28.322	48	14:31:49.278	<b>1:47.044</b>	32.815	44.675	29.554
141	17:37:08.138	<b>1:42.028</b>	30.573	42.329	29.126	49	14:33:35.165	<b>1:45.887</b>	32.952	43.697	29.238
142	17:39:00.767	<b>1:52.629</b>	36.329	44.963	31.337	50	14:35:22.276	<b>1:47.111</b>	32.835	44.313	29.963
143	17:41:14.919	<b>2:14.152</b>	32.051	43.858	58.243	51	14:37:38.102	<b>2:15.826</b>	36.081	55.389	44.356
144	17:43:45.639	<b>2:30.720</b>	1:04.975	56.248	29.497	52	14:40:07.637	<b>2:29.535</b>	54.257	58.825	36.453
145	17:45:29.177	<b>1:43.538</b>	31.637	43.413	28.488	53	14:41:56.234	<b>1:48.597</b>	34.204	44.103	30.290
146	17:47:10.537	<b>1:41.360</b>	30.366	42.529	28.465	54	14:44:34.980	<b>2:38.746</b>	41.327	1:04.398	53.021
147	17:48:50.976	<b>1:40.439</b>	30.299	41.981	28.159	p55	14:47:05.999	<b>2:31.019</b>	47.763	59.768	
148	17:50:40.380	<b>1:49.404</b>	29.996	51.041	28.367	56	14:50:45.325	<b>3:39.326</b>		48.988	30.800
149	17:52:21.858	<b>1:41.478</b>	30.428	42.395	28.655	57	14:52:36.765	<b>1:51.440</b>	35.058	46.358	30.024
150	17:54:03.856	<b>1:41.998</b>	30.930	42.623	28.445	58	14:54:40.438	<b>2:03.673</b>	34.970	51.388	37.315
151	17:55:44.566	<b>1:40.710</b>	30.485	41.822	28.403	59	14:57:10.147	<b>2:29.709</b>	47.496	1:03.673	38.540
152	17:57:25.058	<b>1:40.492</b>	30.039	41.815	28.638	60	15:00:06.907	<b>2:56.760</b>	57.588	1:13.435	45.737
153	17:59:05.102	<b>1:40.044</b>	30.334	41.768	27.942	61	15:02:23.304	<b>2:16.397</b>	55.947	49.539	30.911
154	18:00:44.922	<b>1:39.820</b>	30.156	41.350	28.314	62	15:04:11.452	<b>1:48.148</b>	34.251	43.992	29.905
p155	18:02:22.523	<b>1:37.601</b>	<b>29.903</b>	41.666		63	15:05:58.678	<b>1:47.226</b>	33.722	44.203	29.301
156	18:04:32.960	<b>2:10.437</b>		41.322	27.716	64	15:07:43.185	<b>1:44.507</b>	32.361	42.906	29.240
						65	15:09:29.082	<b>1:45.897</b>	32.877	43.837	29.183
						66	15:11:14.549	<b>1:45.467</b>	32.438	43.693	29.336
(251) Edward WORTHINGTON / Rod BARRETT / John ILEY						67	15:12:59.441	<b>1:44.892</b>	32.534	43.122	29.236
1	13:04:44.968	<b>1:58.755</b>	39.428	48.735	30.592	68	15:14:45.317	<b>1:45.876</b>	32.178	43.991	29.707
2	13:06:35.470	<b>1:50.502</b>	34.640	45.005	30.857	69	15:16:30.835	<b>1:45.518</b>	32.241	43.994	29.283
3	13:08:23.584	<b>1:48.114</b>	32.933	45.615	29.566	70	15:18:16.437	<b>1:45.602</b>	33.230	43.068	29.304
4	13:10:10.990	<b>1:47.406</b>	33.368	44.635	29.403	71	15:20:01.276	<b>1:44.839</b>	32.242	43.237	29.360
5	13:11:58.901	<b>1:47.911</b>	33.270	44.709	29.932	72	15:21:45.826	<b>1:44.550</b>	32.068	43.537	28.945
6	13:13:46.887	<b>1:47.986</b>	33.668	44.400	29.918	73	15:23:29.784	<b>1:43.958</b>	31.524	43.894	28.540
7	13:15:34.669	<b>1:47.782</b>	33.196	44.968	29.618	74	15:25:11.911	<b>1:42.127</b>	31.744	41.853	28.530
8	13:17:22.897	<b>1:48.228</b>	33.627	44.329	30.272	75	15:26:56.507	<b>1:44.596</b>	32.376	43.051	29.169
9	13:19:10.473	<b>1:47.576</b>	33.326	44.674	29.576	76	15:28:40.898	<b>1:44.391</b>	31.999	43.121	29.271
10	13:21:02.049	<b>1:51.576</b>	34.160	46.560	30.856	77	15:30:25.803	<b>1:44.905</b>	32.114	43.308	29.483
11	13:23:35.710	<b>2:33.661</b>	35.488	1:21.214	36.959	78	15:32:09.624	<b>1:43.821</b>	31.840	42.743	29.238
12	13:25:25.470	<b>1:49.760</b>	33.903	45.258	30.599	79	15:33:53.206	<b>1:43.582</b>	33.112	43.554	
13	13:27:15.175	<b>1:49.705</b>	33.482	46.208	30.015	p79	15:36:46.421	<b>2:53.215</b>		44.539	29.087
14	13:29:03.380	<b>1:48.205</b>	34.470	44.314	29.421	80	15:38:32.289	<b>1:45.868</b>	32.857	43.914	29.097
15	13:30:50.485	<b>1:47.105</b>	33.073	44.590	29.442	81					

Clerk of the Course.

Orbits

Sig :

Time :

Chief Timekeeper : Ian Sharp (SMART Timing)

Results available at [www.speedhive.com](http://www.speedhive.com) and [www.smart-timing.co.uk](http://www.smart-timing.co.uk)



## DDMC Saloon Car Festival

### Fun Cup

Croft 2.125 miles

### Race 2

18/05/2019 12:57

Race (5:00:00 Time) started at 13:02:40

Lap	Time of Day	Lap Tm	S1	S2	S3	Lap	Time of Day	Lap Tm	S1	S2	S3
82	15:40:18.982	<b>1:46.693</b>	32.690	44.294	29.709	148	17:50:56.379	<b>1:47.016</b>	32.500	44.856	29.660
83	15:42:04.950	<b>1:45.968</b>	33.269	43.791	28.908	149	17:52:43.119	<b>1:46.740</b>	32.907	44.238	29.595
84	15:43:53.047	<b>1:48.097</b>	33.174	43.875	31.048	150	17:54:31.468	<b>1:48.349</b>	33.662	44.525	30.162
85	15:45:39.084	<b>1:46.037</b>	33.403	43.617	29.017	151	17:56:19.018	<b>1:47.550</b>	32.815	44.926	29.809
86	15:47:25.664	<b>1:46.580</b>	32.796	44.667	29.117	152	17:58:06.271	<b>1:47.253</b>	32.476	44.484	30.293
87	15:49:16.030	<b>1:50.366</b>	32.717	45.849	31.800	153	17:59:53.288	<b>1:47.017</b>	32.414	44.729	29.874
88	15:51:36.599	<b>2:20.569</b>	37.752	51.179	51.638	154	18:01:39.887	<b>1:46.599</b>	32.236	44.845	29.518
89	15:54:53.533	<b>3:16.934</b>	1:02.880	1:22.236	51.818	155	18:03:25.497	<b>1:45.610</b>	32.513	43.587	29.510
90	15:58:13.478	<b>3:19.945</b>	1:07.928	1:24.707	47.310	156	18:05:12.345	<b>1:46.848</b>	32.548	44.217	30.083
91	16:00:34.393	<b>2:20.915</b>	51.904	58.802	30.209						
92	16:02:23.665	<b>1:49.272</b>	33.286	46.656	29.330						
93	16:04:10.631	<b>1:46.966</b>	32.656	45.115	29.195	(212) Steve WALTON / Greg EVANS					
94	16:06:01.092	<b>1:50.461</b>	32.896	46.778	30.787	1	13:04:54.383	<b>1:54.973</b>	39.407	45.489	30.077
95	16:09:32.859	<b>3:31.767</b>	53.221	1:44.747	53.799	2	13:06:40.986	<b>1:46.603</b>	32.581	44.583	29.439
96	16:12:58.827	<b>3:25.968</b>	1:06.115	1:28.982	50.871	3	13:08:27.491	<b>1:46.505</b>	32.902	44.317	29.286
97	16:15:14.515	<b>2:15.688</b>	56.574	48.681	30.433	4	13:10:12.278	<b>1:44.787</b>	32.406	43.502	28.879
98	16:17:06.500	<b>1:51.985</b>	35.186	46.631	30.168	5	13:11:57.255	<b>1:44.977</b>	32.073	43.944	28.960
99	16:19:38.452	<b>2:31.952</b>	56.662	1:05.912	29.378	6	13:13:41.533	<b>1:44.278</b>	31.961	43.405	28.912
100	16:21:23.153	<b>1:44.701</b>	32.340	43.720	28.641	7	13:15:26.374	<b>1:44.841</b>	32.320	43.679	28.842
101	16:23:07.870	<b>1:44.717</b>	32.557	43.630	28.530	8	13:17:11.270	<b>1:44.896</b>	32.067	43.683	29.146
p102	16:24:52.368	<b>1:44.498</b>	33.449	44.768		9	13:18:55.594	<b>1:44.324</b>	32.046	43.318	28.960
103	16:27:36.495	<b>2:44.127</b>		44.541	29.006	10	13:20:40.339	<b>1:44.745</b>	31.553	43.836	29.356
104	16:29:22.167	<b>1:45.672</b>	32.465	44.229	28.978	11	13:23:30.434	<b>2:50.095</b>	44.611	1:29.254	36.230
105	16:31:06.820	<b>1:44.653</b>	32.474	43.409	28.770	12	13:25:14.947	<b>1:44.513</b>	32.055	43.377	29.081
106	16:32:51.291	<b>1:44.471</b>	32.385	43.493	28.593	13	13:26:58.390	<b>1:43.443</b>	31.622	42.791	29.030
107	16:34:34.740	<b>1:43.449</b>	32.012	42.914	28.523	14	13:28:41.166	<b>1:42.776</b>	31.282	42.750	28.744
108	16:36:17.896	<b>1:43.156</b>	31.638	42.882	28.636	15	13:30:24.655	<b>1:43.489</b>	31.630	42.962	28.897
109	16:37:59.669	<b>1:41.773</b>	31.444	42.403	27.926	16	13:32:08.141	<b>1:43.486</b>	31.412	43.352	28.722
110	16:39:40.688	<b>1:41.019</b>	31.421	41.937	27.661	17	13:33:51.103	<b>1:42.962</b>	31.390	42.939	28.633
111	16:41:21.350	<b>1:40.662</b>	<b>31.238</b>	<b>41.841</b>	<b>27.583</b>	18	13:35:34.876	<b>1:43.773</b>	31.555	43.166	29.052
112	16:43:03.303	<b>1:41.953</b>	31.931	42.039	27.983	19	13:37:18.319	<b>1:43.443</b>	31.506	43.074	28.863
113	16:44:48.641	<b>1:45.338</b>	33.355	43.438	28.545	20	13:39:02.707	<b>1:44.388</b>	31.876	43.764	28.748
114	16:47:06.823	<b>2:18.182</b>	33.934	47.521	56.727	21	13:40:46.721	<b>1:44.014</b>	31.763	43.176	29.075
115	16:49:15.587	<b>2:08.764</b>	44.213	53.890	30.661	22	13:42:29.618	<b>1:42.897</b>	31.489	42.808	28.600
116	16:50:57.546	<b>1:41.959</b>	31.627	42.264	28.068	23	13:44:12.901	<b>1:43.283</b>	31.576	43.103	28.604
117	16:52:41.807	<b>1:44.261</b>	32.631	43.539	28.091	24	13:45:56.315	<b>1:43.414</b>	31.479	43.292	28.643
118	16:54:25.064	<b>1:43.257</b>	31.487	43.199	28.571	25	13:47:39.680	<b>1:43.365</b>	31.623	42.911	28.831
119	16:56:08.630	<b>1:43.566</b>	31.764	42.937	28.865	26	13:49:23.138	<b>1:43.458</b>	31.755	42.748	28.955
120	16:57:51.419	<b>1:42.789</b>	31.586	42.568	28.635	27	13:51:05.894	<b>1:42.756</b>	31.371	42.623	28.762
121	16:59:35.569	<b>1:44.150</b>	31.727	43.337	29.086	28	13:52:49.875	<b>1:43.981</b>	32.484	42.788	28.709
122	17:01:20.234	<b>1:44.665</b>	32.187	43.804	28.674	p29	13:54:30.555	<b>1:40.680</b>	31.868	42.288	
123	17:03:57.723	<b>2:37.489</b>	37.020	1:16.733	43.736	30	13:57:09.796	<b>2:39.241</b>		44.432	28.991
124	17:06:16.558	<b>2:18.835</b>	56.980	50.921	30.934	31	13:58:54.091	<b>1:44.295</b>	32.141	43.365	28.789
125	17:08:00.222	<b>1:43.664</b>	32.345	42.712	28.607	32	14:00:38.087	<b>1:43.996</b>	31.977	43.239	28.780
126	17:09:42.619	<b>1:42.397</b>	32.061	42.358	27.978	33	14:02:23.677	<b>1:45.590</b>	32.209	44.342	29.039
127	17:11:26.944	<b>1:44.325</b>	33.504	42.573	28.248	34	14:04:09.889	<b>1:46.212</b>	33.693	43.437	29.082
128	17:13:10.262	<b>1:43.318</b>	31.943	42.774	28.601	35	14:05:53.985	<b>1:44.096</b>	31.814	43.546	28.736
129	17:14:54.547	<b>1:44.285</b>	32.066	43.394	28.825	36	14:07:37.354	<b>1:43.369</b>	31.883	42.850	28.636
130	17:16:39.959	<b>1:45.412</b>	32.183	44.033	29.196	37	14:09:20.487	<b>1:43.133</b>	31.682	42.350	29.101
131	17:18:24.539	<b>1:44.580</b>	31.879	43.290	29.411	38	14:11:03.831	<b>1:43.344</b>	31.587	42.846	28.911
132	17:20:09.455	<b>1:44.916</b>	32.591	42.742	29.583	39	14:12:47.046	<b>1:43.215</b>	31.611	42.701	28.903
p133	17:21:51.853	<b>1:42.398</b>	32.269	44.330		40	14:14:30.870	<b>1:43.824</b>	31.822	43.161	28.841
134	17:24:43.812	<b>2:51.959</b>		47.001	30.331	41	14:16:14.362	<b>1:43.492</b>	32.060	42.732	28.700
135	17:26:34.281	<b>1:50.469</b>	33.677	45.364	31.428	42	14:17:57.889	<b>1:43.527</b>	31.808	42.844	28.875
136	17:28:22.481	<b>1:48.200</b>	33.423	45.131	29.646	43	14:19:40.924	<b>1:43.035</b>	31.626	42.706	28.703
137	17:30:10.255	<b>1:47.774</b>	32.915	44.633	30.226	44	14:21:24.065	<b>1:43.141</b>	31.850	42.664	28.627
138	17:31:56.643	<b>1:46.388</b>	32.706	43.981	29.701	45	14:23:06.913	<b>1:42.848</b>	31.832	42.352	28.664
139	17:33:42.902	<b>1:46.259</b>	32.463	44.144	29.652	46	14:24:50.457	<b>1:43.544</b>	31.940	43.309	28.295
140	17:35:29.787	<b>1:46.885</b>	32.798	44.507	29.580	47	14:26:33.288	<b>1:42.831</b>	31.637	42.740	28.454
141	17:37:16.991	<b>1:47.204</b>	32.650	44.572	29.982	48	14:28:15.718	<b>1:42.430</b>	31.467	42.593	28.370
142	17:39:31.303	<b>2:14.312</b>	54.440	48.846	31.026	49	14:29:59.888	<b>1:44.170</b>	31.902	43.710	28.558
143	17:41:24.415	<b>1:53.112</b>	35.397	47.372	30.343	50	14:31:42.945	<b>1:43.057</b>	31.765	42.561	28.731
144	17:43:47.770	<b>2:23.355</b>	57.080	55.809	30.466	51	14:33:25.841	<b>1:42.896</b>	31.696	42.349	28.851
145	17:45:35.092	<b>1:47.322</b>	32.419	45.097	29.806	52	14:35:09.898	<b>1:44.057</b>	32.037	42.887	29.133
146	17:47:22.600	<b>1:47.508</b>	33.618	44.134	29.756	53	14:37:32.804	<b>2:22.906</b>	32.333	1:04.565	46.008
147	17:49:09.363	<b>1:46.763</b>	32.628	44.311	29.824	54	14:40:02.789	<b>2:29.985</b>	54.732	59.239	36.014
						55	14:41:45.718	<b>1:42.929</b>	31.973	42.120	28.836

Clerk of the Course.

Sig : Time :

Chief Timekeeper : Ian Sharp (SMART Timing)

Results available at [www.speedhive.com](http://www.speedhive.com) and [www.smart-timing.co.uk](http://www.smart-timing.co.uk)



## DDMC Saloon Car Festival

Fun Cup

Croft 2.125 miles

Race 2

18/05/2019 12:57

Race (5:00:00 Time) started at 13:02:40

Lap	Time of Day	Lap Tm	S1	S2	S3	Lap	Time of Day	Lap Tm	S1	S2	S3
56	14:44:29.289	<b>2:43.571</b>	47.764	1:03.834	51.973	122	16:55:47.187	<b>1:41.822</b>	30.907	42.111	28.804
p57	14:47:02.244	<b>2:32.955</b>	48.715	1:00.646		123	16:57:30.572	<b>1:43.385</b>	30.975	42.386	30.024
58	14:49:45.135	<b>2:42.891</b>		45.578	29.683	p124	17:00:17.100	<b>2:46.528</b>	39.031	44.047	
59	14:52:07.040	<b>2:21.905</b>	41.235	1:03.010	37.660	125	17:09:21.303	<b>9:04.203</b>		47.082	31.136
60	14:54:31.663	<b>2:24.623</b>	46.292	1:01.077	37.254	126	17:11:08.457	<b>1:47.154</b>	33.356	44.459	29.339
61	14:57:00.937	<b>2:29.274</b>	45.865	1:03.684	39.725	127	17:12:55.561	<b>1:47.104</b>	32.984	44.275	29.845
62	14:59:57.224	<b>2:56.287</b>	55.652	1:15.679	44.956	128	17:14:40.694	<b>1:45.133</b>	32.534	43.579	29.020
63	15:02:18.046	<b>2:20.822</b>	53.589	55.288	31.945	p129	17:16:22.299	<b>1:41.605</b>		31.742	
64	15:04:03.290	<b>1:45.244</b>	32.021	43.518	29.705	130	17:18:56.921	<b>2:34.622</b>		44.823	28.934
65	15:05:46.277	<b>1:42.987</b>	31.575	42.442	28.970	131	17:20:40.178	<b>1:43.257</b>	31.516	43.026	28.715
66	15:07:29.324	<b>1:43.047</b>	31.404	42.780	28.863	132	17:22:23.214	<b>1:43.036</b>	31.532	42.839	28.665
67	15:09:12.201	<b>1:42.877</b>	31.602	42.370	28.905	133	17:24:07.553	<b>1:44.339</b>	31.825	43.240	29.274
68	15:10:55.143	<b>1:42.942</b>	31.795	42.344	28.803	134	17:25:52.190	<b>1:44.637</b>	32.023	43.904	28.710
69	15:12:39.011	<b>1:43.868</b>	31.215	42.834	29.819	135	17:27:35.894	<b>1:43.704</b>	31.060	43.068	29.576
70	15:14:22.985	<b>1:43.974</b>	31.514	43.406	29.054	136	17:29:18.922	<b>1:43.028</b>	31.138	42.505	29.385
71	15:16:04.930	<b>1:41.945</b>	30.943	42.147	28.855	137	17:31:01.258	<b>1:42.336</b>	30.952	42.453	28.931
72	15:17:47.266	<b>1:42.336</b>	30.940	43.121	28.275	138	17:32:43.266	<b>1:42.008</b>	30.858	42.239	28.911
73	15:19:28.491	<b>1:41.225</b>	31.032	41.763	28.430	139	17:34:26.249	<b>1:42.983</b>	31.615	42.610	28.758
74	15:21:10.302	<b>1:41.811</b>	31.200	41.981	28.630	140	17:36:08.557	<b>1:42.308</b>	31.257	42.548	28.503
75	15:22:50.912	<b>1:40.610</b>	30.655	41.612	28.343	141	17:37:51.759	<b>1:43.202</b>	31.726	42.669	28.807
76	15:24:32.283	<b>1:41.371</b>	30.735	42.201	28.435	142	17:40:51.534	<b>2:59.775</b>	33.448	1:30.560	55.767
77	15:26:15.870	<b>1:43.587</b>	32.087	42.809	28.691	143	17:43:36.929	<b>2:45.395</b>	1:09.362	1:04.037	31.996
78	15:27:56.640	<b>1:40.770</b>	31.047	41.328	28.395	144	17:45:21.078	<b>1:44.149</b>	32.684	42.211	29.254
79	15:29:38.505	<b>1:41.865</b>	31.078	42.071	28.716	145	17:47:02.853	<b>1:41.775</b>	30.936	42.222	28.617
80	15:31:19.039	<b>1:40.534</b>	31.113	41.251	28.170	146	17:48:46.193	<b>1:43.340</b>	30.887	43.058	29.395
81	15:32:59.057	<b>1:40.018</b>	30.461	41.453	28.104	147	17:50:29.749	<b>1:43.556</b>	31.433	42.900	29.223
p82	15:34:36.398	<b>1:37.341</b>	30.731	41.564		148	17:52:12.795	<b>1:43.046</b>	30.635	42.539	29.872
83	15:37:06.197	<b>2:29.799</b>		41.739	27.741	149	17:53:55.854	<b>1:43.059</b>	30.786	42.856	29.417
84	15:38:47.152	<b>1:40.955</b>	31.038	42.202	27.715	150	17:55:37.217	<b>1:41.363</b>	30.488	42.433	28.442
85	15:40:27.847	<b>1:40.695</b>	30.880	41.766	28.049	151	17:57:18.597	<b>1:41.380</b>	30.536	41.900	28.944
86	15:42:09.396	<b>1:41.549</b>	30.983	41.586	28.980	152	17:59:00.911	<b>1:42.314</b>	30.784	42.185	29.345
87	15:43:51.231	<b>1:41.835</b>	31.051	41.789	28.995	153	18:00:42.928	<b>1:42.017</b>	30.802	42.350	28.865
88	15:45:32.596	<b>1:41.365</b>	31.183	42.013	28.169	154	18:02:23.720	<b>1:40.792</b>	30.533	41.703	28.556
89	15:47:13.849	<b>1:41.253</b>	31.248	41.733	28.272	155	18:04:03.061	<b>1:39.341</b>	30.273	41.382	27.686
90	15:48:54.989	<b>1:41.140</b>	30.802	42.174	28.164						
91	15:51:27.363	<b>2:32.374</b>	31.407	1:10.671	50.296						
92	15:54:45.717	<b>3:18.354</b>	1:03.752	1:23.417	51.185	(49) Jack MEINS / Max LYNN / Andrew BENTLEY					
93	15:58:06.135	<b>3:20.418</b>	1:06.608	1:27.088	46.722	1	13:04:32.738	<b>1:49.379</b>	35.078	44.716	29.585
94	16:00:29.109	<b>2:22.974</b>	52.345	1:00.567	30.062	2	13:06:17.475	<b>1:44.737</b>	32.045	43.808	28.884
95	16:02:12.066	<b>1:42.957</b>	31.125	41.643	30.189	3	13:08:00.945	<b>1:43.470</b>	31.884	43.037	28.549
96	16:03:52.002	<b>1:39.936</b>	30.883	41.043	28.010	4	13:09:44.187	<b>1:43.242</b>	32.087	42.805	28.350
97	16:05:31.556	<b>1:39.554</b>	30.362	41.218	27.974	5	13:11:27.627	<b>1:43.440</b>	32.111	42.628	28.701
98	16:07:21.766	<b>1:50.210</b>	30.567	49.739	29.904	6	13:13:10.416	<b>1:42.789</b>	31.815	42.606	28.368
99	16:09:44.295	<b>2:22.529</b>	35.521	53.170	53.838	7	13:14:53.008	<b>1:42.592</b>	31.567	42.587	28.438
100	16:13:09.653	<b>3:25.358</b>	1:05.667	1:27.173	52.518	8	13:16:35.214	<b>1:42.206</b>	31.323	42.505	28.378
101	16:16:37.623	<b>3:27.970</b>	56.294	1:33.092	58.584	9	13:18:17.342	<b>1:42.128</b>	31.570	42.244	28.314
102	16:19:23.182	<b>2:45.559</b>	1:07.906	1:09.228	28.425	10	13:19:59.743	<b>1:42.401</b>	31.740	42.345	28.316
103	16:21:03.283	<b>1:40.101</b>	30.709	41.549	27.843	11	13:23:10.593	<b>3:10.850</b>	1:04.903	1:32.258	33.689
104	16:22:42.872	<b>1:39.589</b>	30.258	41.140	28.191	12	13:24:53.245	<b>1:42.652</b>	31.720	42.359	28.573
105	16:24:22.688	<b>1:39.816</b>	<b>30.134</b>	41.580	28.102	13	13:26:35.611	<b>1:42.366</b>	31.627	42.322	28.417
106	16:26:01.026	<b>1:38.338</b>	30.238	<b>40.678</b>	27.422	14	13:28:18.046	<b>1:42.435</b>	31.635	42.375	28.425
107	16:27:39.576	<b>1:38.550</b>	30.188	41.051	<b>27.311</b>	15	13:30:00.541	<b>1:42.495</b>	31.952	42.218	28.325
108	16:29:21.385	<b>1:41.809</b>	32.281	41.700	27.828	16	13:31:42.656	<b>1:42.115</b>	31.528	42.198	28.389
p109	16:30:56.819	<b>1:35.434</b>	30.524	41.183		17	13:33:25.399	<b>1:42.743</b>	31.642	42.632	28.469
110	16:33:21.741	<b>2:24.922</b>		41.440	27.612	18	13:35:08.809	<b>1:43.410</b>	31.550	42.701	29.159
111	16:35:04.204	<b>1:42.463</b>	30.647	42.319	29.497	19	13:36:51.723	<b>1:42.914</b>	31.430	42.719	28.765
112	16:36:47.254	<b>1:43.050</b>	31.134	42.759	29.157	20	13:38:34.863	<b>1:43.140</b>	31.504	42.812	28.824
113	16:38:27.114	<b>1:39.860</b>	31.015	40.998	27.847	21	13:40:18.620	<b>1:43.757</b>	31.244	42.607	29.906
114	16:40:07.686	<b>1:40.572</b>	30.986	41.500	28.086	22	13:42:00.755	<b>1:42.135</b>	31.750	42.009	28.376
115	16:41:46.621	<b>1:38.935</b>	30.537	41.030	27.368	23	13:43:44.246	<b>1:43.491</b>	31.130	43.117	29.244
116	16:43:27.171	<b>1:40.550</b>	30.760	41.220	28.570	24	13:45:25.484	<b>1:41.238</b>	31.126	41.814	28.298
117	16:46:41.592	<b>3:14.421</b>	54.362	1:26.063	53.996	25	13:47:07.158	<b>1:41.674</b>	31.187	42.058	28.429
118	16:49:02.326	<b>2:20.734</b>	49.766	58.739	32.229	26	13:48:49.835	<b>1:42.677</b>	31.066	42.875	28.736
119	16:50:42.403	<b>1:40.077</b>	31.322	41.007	27.748	27	13:50:31.810	<b>1:41.975</b>	31.098	41.955	28.922
120	16:52:23.412	<b>1:41.009</b>	30.859	41.712	28.438	28	13:52:14.029	<b>1:42.219</b>	31.711	42.267	28.241
121	16:54:05.365	<b>1:41.953</b>	31.111	42.292	28.550	29	13:53:56.794	<b>1:42.765</b>	31.176	42.868	28.721
						30	13:55:37.815	<b>1:41.021</b>	30.863	41.930	28.228

Clerk of the Course.

Orbits

Sig : \_\_\_\_\_ Time : \_\_\_\_\_  
 Chief Timekeeper : Ian Sharp (SMART Timing)

Results available at [www.speedhive.com](http://www.speedhive.com) and [www.smart-timing.co.uk](http://www.smart-timing.co.uk)



## DDMC Saloon Car Festival

Fun Cup

Croft 2.125 miles

Race 2

18/05/2019 12:57

Race (5:00:00 Time) started at 13:02:40

Lap	Time of Day	Lap Tm	S1	S2	S3	Lap	Time of Day	Lap Tm	S1	S2	S3
31	13:57:20.031	<b>1:42.216</b>	31.056	41.964	29.196	97	16:16:41.424	<b>3:27.926</b>	57.076	1:33.097	57.753
32	13:59:02.265	<b>1:42.234</b>	30.843	42.911	28.480	98	16:19:27.813	<b>2:46.389</b>	1:08.080	1:08.604	29.705
33	14:00:43.566	<b>1:41.301</b>	31.076	41.804	28.421	99	16:21:11.267	<b>1:43.454</b>	32.229	42.775	28.450
34	14:02:24.562	<b>1:40.996</b>	31.045	41.804	28.147	100	16:22:52.477	<b>1:41.210</b>	31.539	41.537	28.134
p35	14:04:07.316	<b>1:42.754</b>	33.295	43.534		101	16:24:34.362	<b>1:41.885</b>	31.089	42.238	28.558
36	14:07:10.434	<b>3:03.118</b>		47.115	31.312	p102	16:26:20.912	<b>1:46.550</b>	31.590	42.094	
37	14:09:01.677	<b>1:51.243</b>	34.493	46.146	30.604	103	16:29:12.937	<b>2:52.025</b>		42.100	27.790
38	14:10:49.359	<b>1:47.682</b>	33.996	43.847	29.839	104	16:30:53.702	<b>1:40.765</b>	31.175	41.976	27.614
39	14:12:36.572	<b>1:47.213</b>	32.893	43.884	30.436	105	16:32:33.719	<b>1:40.017</b>	30.907	41.705	<b>27.405</b>
40	14:14:49.085	<b>2:12.513</b>		1:07.377	31.924	106	16:34:15.559	<b>1:41.840</b>	31.005	41.766	29.069
41	14:16:39.048	<b>1:49.963</b>	35.231	44.701	30.031	107	16:35:56.156	<b>1:40.597</b>	30.951	41.542	28.104
42	14:18:27.304	<b>1:48.256</b>	33.959	44.272	30.025	p108	16:37:51.269	<b>1:55.113</b>	34.729	51.620	
43	14:20:14.065	<b>1:46.761</b>	33.184	44.165	29.412	109	16:40:40.538	<b>2:49.269</b>		42.213	27.505
44	14:22:00.180	<b>1:46.115</b>	32.861	43.664	29.590	110	16:42:20.594	<b>1:40.056</b>	30.879	41.576	27.601
45	14:23:46.137	<b>1:45.957</b>	32.421	43.263	30.273	111	16:44:01.348	<b>1:40.754</b>	31.530	41.553	27.671
46	14:25:31.381	<b>1:45.244</b>	32.949	42.932	29.363	112	16:46:57.854	<b>2:56.506</b>	36.099	1:23.652	56.755
47	14:27:18.161	<b>1:46.780</b>	32.803	44.595	29.382	113	16:49:10.195	<b>2:12.341</b>	45.163	55.492	31.686
48	14:29:14.716	<b>1:56.555</b>	32.733	53.502	30.320	114	16:50:52.501	<b>1:42.306</b>	30.960	43.828	27.518
49	14:31:01.588	<b>1:46.872</b>	32.923	43.809	30.140	115	16:52:32.885	<b>1:40.384</b>	30.682	41.908	27.794
50	14:32:46.986	<b>1:45.398</b>	32.459	43.476	29.463	116	16:54:14.710	<b>1:41.825</b>	30.993	41.904	28.928
51	14:40:11.548	<b>7:24.562</b>	5:49.746	58.712	36.104	117	16:55:58.638	<b>1:43.928</b>	30.915	44.136	28.877
52	14:42:02.210	<b>1:50.662</b>	34.274	45.128	31.260	118	16:57:40.957	<b>1:42.319</b>	31.167	42.513	28.639
53	14:44:37.908	<b>2:35.698</b>	38.330	1:04.722	52.646	119	16:59:22.547	<b>1:41.590</b>	30.986	41.876	28.728
54	14:47:11.578	<b>2:33.670</b>	47.745	1:00.210	45.715	120	17:01:04.120	<b>1:41.573</b>	30.964	42.228	28.381
p55	14:49:25.258	<b>2:13.680</b>	40.728	1:00.731		121	17:03:54.131	<b>2:50.011</b>	40.571	1:24.834	44.606
56	14:52:37.685	<b>3:12.427</b>		46.743	30.216	122	17:06:14.551	<b>2:20.420</b>	57.245	51.322	31.853
57	14:54:40.881	<b>2:03.196</b>	34.487	51.656	37.053	123	17:07:56.478	<b>1:41.927</b>	32.300	41.666	27.961
58	14:57:10.982	<b>2:30.101</b>	47.641	1:03.624	38.836	124	17:09:39.913	<b>1:43.435</b>	32.325	43.135	27.975
59	15:00:07.571	<b>2:56.589</b>	57.959	1:13.085	45.545	125	17:11:21.601	<b>1:41.688</b>	31.775	41.973	27.940
60	15:02:23.998	<b>2:16.427</b>	55.825	50.133	30.469	126	17:13:03.384	<b>1:41.783</b>	31.125	42.327	28.331
61	15:04:11.736	<b>1:47.738</b>	33.765	44.313	29.660	127	17:14:45.283	<b>1:41.899</b>	31.135	42.021	28.743
62	15:05:56.909	<b>1:45.173</b>	32.770	42.912	29.491	128	17:16:27.880	<b>1:42.597</b>	30.826	42.136	29.635
63	15:07:40.883	<b>1:43.974</b>	31.733	43.285	28.956	129	17:18:10.626	<b>1:42.746</b>	30.882	42.949	28.915
64	15:09:25.441	<b>1:44.558</b>	31.822	43.835	28.901	130	17:19:54.226	<b>1:43.600</b>	31.208	43.150	29.242
65	15:11:10.079	<b>1:44.638</b>	32.478	42.839	29.321	131	17:21:37.392	<b>1:43.166</b>	31.028	42.962	29.176
66	15:12:52.122	<b>1:42.043</b>	31.481	42.086	28.476	p132	17:23:17.829	<b>1:40.437</b>	31.500	42.891	
67	15:14:35.485	<b>1:43.363</b>	31.048	43.793	28.522	133	17:26:04.424	<b>2:46.595</b>		42.792	28.567
68	15:16:17.816	<b>1:42.331</b>	31.282	42.051	28.998	134	17:27:46.730	<b>1:42.306</b>	31.466	42.452	28.388
69	15:18:02.585	<b>1:44.769</b>	33.970	42.301	28.498	135	17:29:28.535	<b>1:41.805</b>	31.276	42.240	28.289
70	15:19:44.443	<b>1:41.858</b>	31.198	42.486	28.174	136	17:31:09.998	<b>1:41.463</b>	30.928	42.092	28.443
71	15:21:27.898	<b>1:43.455</b>	32.398	42.532	28.525	137	17:32:51.883	<b>1:41.885</b>	30.821	42.267	28.797
72	15:23:08.907	<b>1:41.009</b>	31.110	41.386	28.513	138	17:34:33.465	<b>1:41.582</b>	31.079	42.229	28.274
73	15:24:51.185	<b>1:42.278</b>	31.512	41.860	28.906	139	17:36:15.272	<b>1:41.807</b>	31.093	42.265	28.449
74	15:26:32.456	<b>1:41.271</b>	31.687	41.543	28.041	140	17:38:01.825	<b>1:46.553</b>	32.585	43.907	30.061
75	15:28:12.948	<b>1:40.492</b>	30.942	41.618	27.932	141	17:40:55.581	<b>2:53.756</b>	33.731	1:24.583	55.442
76	15:29:53.285	<b>1:40.337</b>	30.861	41.473	28.003	142	17:43:38.685	<b>2:43.104</b>	1:09.559	1:02.084	31.461
77	15:31:33.952	<b>1:40.667</b>	30.796	41.485	28.386	143	17:45:24.994	<b>1:46.309</b>	33.592	42.951	29.766
78	15:33:14.987	<b>1:41.035</b>	31.273	41.703	28.059	144	17:47:08.157	<b>1:43.163</b>	31.165	42.585	29.413
79	15:34:54.913	<b>1:39.926</b>	30.713	<b>41.212</b>	28.001	145	17:48:49.016	<b>1:40.859</b>	30.355	42.234	28.270
80	15:36:37.757	<b>1:42.844</b>	30.862	43.735	28.247	146	17:50:30.505	<b>1:41.489</b>	30.274	42.192	29.023
81	15:38:18.928	<b>1:41.171</b>	31.055	41.777	28.339	147	17:52:13.312	<b>1:42.807</b>	31.296	42.263	29.248
82	15:40:01.256	<b>1:42.328</b>	32.426	41.490	28.412	148	17:53:57.432	<b>1:44.120</b>	31.099	42.572	30.449
83	15:41:42.582	<b>1:41.326</b>	31.014	41.501	28.811	149	17:55:39.805	<b>1:42.373</b>	31.933	41.784	28.656
p84	15:43:20.837	<b>1:38.255</b>	31.088	41.839		150	17:57:20.567	<b>1:40.762</b>	30.297	42.247	28.218
85	15:46:36.879	<b>3:16.042</b>		44.657	29.742	151	17:59:01.609	<b>1:41.042</b>	30.226	41.659	29.157
86	15:48:22.333	<b>1:45.454</b>	32.271	43.986	29.197	152	18:00:43.169	<b>1:41.560</b>	30.648	42.049	28.863
87	15:51:22.337	<b>3:00.004</b>	45.982	1:20.860	53.162	153	18:02:24.021	<b>1:40.852</b>	30.580	41.650	28.622
88	15:54:39.897	<b>3:17.560</b>	1:04.421	1:22.723	50.416	154	18:04:03.717	<b>1:39.696</b>	<b>30.120</b>	41.489	28.087
89	15:58:00.806	<b>3:20.909</b>	1:06.211	1:27.961	46.737						
90	16:00:25.142	<b>2:24.336</b>	53.981	1:00.515	29.840	(110) Mark HOLME / Nick NUNN					
91	16:02:11.879	<b>1:46.737</b>	33.374	43.275	30.088	1	13:04:45.869	<b>1:59.175</b>	39.595		
92	16:03:54.595	<b>1:42.716</b>	31.078	42.664	28.974	2	13:06:35.053	<b>1:49.184</b>	33.969	44.940	30.275
93	16:05:37.956	<b>1:43.361</b>	31.871	42.247	29.243	3	13:08:22.568	<b>1:47.515</b>	32.635		
94	16:07:26.844	<b>1:48.888</b>	32.531	45.541	30.816	4	13:10:07.817	<b>1:45.249</b>	32.238		
95	16:09:51.605	<b>2:24.761</b>	34.500	52.278	57.983	5	13:11:52.592	<b>1:44.775</b>	32.251		
96	16:13:13.498	<b>3:21.893</b>	1:05.330	1:24.565	51.998	6	13:13:37.383	<b>1:44.791</b>	32.351		

Clerk of the Course.

Orbits

Sig : Time :  
 Chief Timekeeper : Ian Sharp (SMART Timing)

Results available at [www.speedhive.com](http://www.speedhive.com) and [www.smart-timing.co.uk](http://www.smart-timing.co.uk)



## DDMC Saloon Car Festival

Fun Cup

Croft 2.125 miles

Race 2

18/05/2019 12:57

Race (5:00:00 Time) started at 13:02:40

Lap	Time of Day	Lap Tm	S1	S2	S3	Lap	Time of Day	Lap Tm	S1	S2	S3
7	13:15:21.941	1:44.558	32.385			73	15:31:33.473	1:40.779	30.874		
8	13:17:06.316	1:44.375	32.225			74	15:33:14.325	1:40.852	31.262		
9	13:18:51.374	1:45.058	32.348	43.842	28.868	75	15:34:53.966	1:39.641	30.654		
10	13:20:36.473	1:45.099	32.747			76	15:36:34.474	1:40.508	30.652		
11	13:23:27.909	2:51.436	46.047	1:30.445	34.944	77	15:38:14.773	1:40.299	31.427		
12	13:25:20.477	1:52.568	32.826			78	15:39:56.480	1:41.707	31.560	41.947	28.200
13	13:37:01.957	11:41.480	0:29.109			p79	15:41:36.548	1:40.068	31.416		
14	13:40:31.511	3:29.554	32.522			80	15:44:09.464	2:32.916		43.811	28.167
15	13:42:15.354	1:43.843	31.965			81	15:45:52.785	1:43.321	31.204	44.058	28.059
16	13:43:59.813	1:44.459	31.970			82	15:47:34.731	1:41.946	30.955	42.508	28.483
17	13:45:43.120	1:43.307	31.797	42.797	28.713	83	15:49:20.954	1:46.223	30.593	42.593	33.037
18	13:47:26.716	1:43.596	32.151			84	15:51:44.173	2:23.219	38.590	50.077	54.552
19	13:49:11.198	1:44.482	32.823			85	15:54:57.836	3:13.663	1:01.612	1:20.164	51.887
20	13:50:56.488	1:45.290	33.032			86	15:58:18.457	3:20.621	1:09.009	1:23.661	47.951
21	13:52:40.888	1:44.400	32.306			87	16:00:37.454	2:18.997	52.241	56.833	29.923
22	13:54:25.728	1:44.840	32.438			88	16:02:21.237	1:43.783	32.270	43.502	28.011
23	13:56:09.929	1:44.201	31.996			89	16:04:03.721	1:42.484	31.348	41.587	29.549
24	13:57:54.190	1:44.261	32.557	42.921	28.783	90	16:05:46.148	1:42.427	31.201	42.778	28.448
25	13:59:37.897	1:43.707	32.218	42.879	28.610	91	16:07:37.074	1:50.926	32.435		
26	14:01:21.742	1:43.845	32.251	42.732	28.862	92	16:09:58.849	2:21.775	34.141	48.915	58.719
p27	14:03:05.013	1:43.271	32.012			93	16:13:18.197	3:19.348	1:04.667	1:22.052	52.629
28	14:05:35.782	2:30.769		43.722	28.691	94	16:16:46.177	3:27.980	59.312	1:30.801	57.867
29	14:07:35.621	1:59.839	31.959	42.545	45.335	95	16:19:31.227	2:45.050			28.686
30	14:09:19.974	1:44.353	32.378	43.172	28.803	96	16:21:12.762	1:41.535	30.755	41.883	28.897
31	14:11:04.414	1:44.440	32.085	43.536	28.819	97	16:22:52.801	1:40.039	30.712	41.275	28.052
32	14:12:47.928	1:43.514	31.895	43.008	28.611	98	16:24:34.524	1:41.723	30.963	42.145	28.615
33	14:14:31.629	1:43.701	31.929	43.238	28.534	99	16:26:13.360	1:38.836	30.660	40.658	27.518
34	14:16:14.915	1:43.286	32.028	42.672	28.586	100	16:27:51.871	1:38.511	30.479	40.850	27.182
35	14:17:58.300	1:43.385	31.894	42.680	28.811	101	16:29:31.797	1:39.926	31.246	41.439	27.241
36	14:19:41.279	1:42.979	31.848	42.612	28.519	p102	16:31:07.284	1:35.487	30.698	40.664	
37	14:21:24.660	1:43.381	31.924	42.686	28.771	103	16:33:31.085	2:23.801			2:47.926
38	14:23:07.728	1:43.068	31.982	42.312	28.774	104	16:35:09.769	1:38.684	30.332		
39	14:24:51.068	1:43.340	31.726	43.088	28.526	105	16:36:48.763	1:38.994	30.536		
40	14:26:35.171	1:44.103	31.597	43.420	29.086	106	16:38:28.532	1:39.769	30.901		
41	14:28:17.852	1:42.681	31.759	42.651	28.271	107	16:40:09.611	1:41.079	31.023	41.091	28.965
42	14:30:00.855	1:43.003	31.556	43.031	28.416	108	16:41:51.160	1:41.549	32.012		
43	14:31:43.483	1:42.628	31.908	42.375	28.345	109	16:43:34.802	1:43.642	30.877	41.492	31.273
44	14:33:26.765	1:43.282	31.987	42.037	29.258	110	16:46:49.250	3:14.448	53.081	1:25.054	56.313
45	14:35:10.958	1:44.193	32.246	42.557	29.390	111	16:49:06.738	2:17.488	48.045	57.741	31.702
46	14:37:33.587	2:22.629	33.111	1:05.061	44.457	112	16:50:46.640	1:39.902	31.459		
47	14:39:59.797	2:26.210	54.647	59.485	32.078	113	16:52:27.417	1:40.777	30.373		
48	14:41:43.857	1:44.060	31.551			114	16:54:08.049	1:40.632	30.607		
49	14:44:30.499	2:46.642	49.730	1:04.642	52.270	115	16:55:49.865	1:41.816	30.817		
50	14:47:04.407	2:33.908	49.021	59.758	45.129	116	16:57:31.306	1:41.441	30.897	42.011	28.533
p51	14:49:22.408	2:18.001	46.004	1:00.953		117	16:59:14.574	1:43.268	32.445	42.376	28.447
52	14:52:11.015	2:48.607		56.986	35.977	118	17:00:56.239	1:41.665	30.791		
53	14:54:36.366	2:25.351	48.110	59.546	37.695	119	17:03:51.596	2:55.357	44.977	1:24.990	45.390
54	14:57:05.631	2:29.265	47.086	1:02.092	40.087	120	17:06:13.867	2:22.271	56.980	52.374	32.917
55	15:00:01.787	2:56.156	57.069	1:14.904	44.183	121	17:07:57.401	1:43.534	33.855	41.253	28.426
56	15:02:20.389	2:18.602	54.691	53.241	30.670	122	17:09:39.001	1:41.600	31.464		
57	15:04:07.357	1:46.968	32.716			123	17:11:20.944	1:41.943	31.811	41.979	28.153
58	15:05:52.032	1:44.675	32.514			124	17:13:02.773	1:41.829	31.419		
59	15:07:35.789	1:43.757	32.082	42.312	29.363	125	17:14:44.698	1:41.925	31.252		
60	15:09:20.634	1:44.845	31.807			126	17:16:27.196	1:42.498	30.941		
61	15:11:06.543	1:45.909	31.414	43.391	31.104	127	17:18:10.123	1:42.927	31.207	42.922	28.798
62	15:12:49.739	1:43.196	31.316	42.754	29.126	128	17:19:53.694	1:43.571	31.394		
63	15:14:30.764	1:41.025	31.034			129	17:21:37.596	1:43.902	31.303		
64	15:16:20.155	1:49.391	31.004			p130	17:23:19.015	1:41.419	31.786		
65	15:18:05.033	1:44.878	33.763	42.764	28.351	131	17:25:55.389	2:36.374		43.630	28.777
66	15:19:45.333	1:40.300	30.687			132	17:27:38.897	1:43.508	32.185	42.554	28.769
67	15:21:28.498	1:43.165	32.158			133	17:29:21.676	1:42.779	31.496	42.832	28.451
68	15:23:09.129	1:40.631	30.948			134	17:31:04.040	1:42.364	31.410	42.578	28.376
69	15:24:51.364	1:42.235	31.518			135	17:32:45.922	1:41.882	31.160	42.047	28.675
70	15:26:31.525	1:40.161	30.577			136	17:34:29.235	1:43.313	31.567	42.821	28.925
71	15:28:12.421	1:40.896	31.048			137	17:36:11.136	1:41.901	31.246	42.298	28.357
72	15:29:52.694	1:40.273	30.442			138	17:37:53.846	1:42.710	31.638	42.310	28.762

Clerk of the Course.

Sig : Time :

Chief Timekeeper : Ian Sharp (SMART Timing)

Results available at [www.speedhive.com](http://www.speedhive.com) and [www.smart-timing.co.uk](http://www.smart-timing.co.uk)

Printed: 18/05/2019 18:51:25

Orbits





## DDMC Saloon Car Festival

### Fun Cup

### Croft 2.125 miles

### Race 2

18/05/2019 12:57

Race (5:00:00 Time) started at 13:02:40

Lap	Time of Day	Lap Tm	S1	S2	S3	Lap	Time of Day	Lap Tm	S1	S2	S3
139	17:40:53.025	<b>2:59.179</b>	34.941	1:29.301	54.937	51	14:37:39.502	<b>2:07.464</b>	35.595	47.896	43.973
140	17:43:37.796	<b>2:44.771</b>	1:10.019	1:03.047	31.705	52	14:40:09.320	<b>2:29.818</b>	54.284	58.628	36.906
141	17:45:22.048	<b>1:44.252</b>	32.515	42.497	29.240	53	14:41:57.498	<b>1:48.178</b>	33.126	45.185	29.867
142	17:47:04.183	<b>1:42.135</b>	30.949	42.040	29.146	p54	14:44:29.994	<b>2:32.496</b>	42.106	1:04.492	
143	17:48:45.857	<b>1:41.674</b>	30.684	42.165	28.825	p55	14:47:33.719	<b>3:03.725</b>		47.311	
144	17:50:29.317	<b>1:43.460</b>	31.393	42.528	29.539	56	14:49:47.338	<b>2:13.619</b>		45.042	29.514
145	17:52:11.784	<b>1:42.467</b>	30.850	42.497	29.120	57	14:52:07.676	<b>2:20.338</b>	40.857	1:02.379	37.102
146	17:53:54.910	<b>1:43.126</b>	30.721	43.581	28.824	58	14:54:32.551	<b>2:24.875</b>	46.469	1:01.069	37.337
147	17:55:35.865	<b>1:40.955</b>	<b>30.297</b>	42.286	28.372	59	14:57:02.007	<b>2:29.456</b>	45.957	1:03.532	39.967
148	17:57:17.597	<b>1:41.732</b>	30.465	42.084	29.183	60	14:59:58.121	<b>2:56.114</b>	55.957	1:15.840	44.317
149	17:59:00.057	<b>1:42.460</b>	30.917	42.482	29.061	61	15:02:18.496	<b>2:20.375</b>	53.627	55.462	31.286
p150	18:00:39.536	<b>1:39.479</b>	31.226	42.516		62	15:04:06.298	<b>1:47.802</b>	33.807	44.595	29.400
151	18:02:40.353	<b>2:00.817</b>		43.102	28.108	63	15:05:54.600	<b>1:48.302</b>	33.176	45.959	29.167
152	18:04:22.604	<b>1:42.251</b>	31.194	42.480	28.577	64	15:07:40.482	<b>1:45.882</b>	32.990	43.817	29.075
						65	15:09:25.116	<b>1:44.634</b>	32.092	43.717	28.825
						66	15:11:10.769	<b>1:45.653</b>	33.297	43.394	28.962
						67	15:12:54.375	<b>1:43.606</b>	32.210	42.599	28.797
						68	15:14:37.851	<b>1:43.476</b>	32.225	42.515	28.736
						69	15:16:20.748	<b>1:42.897</b>	31.961	42.127	28.809
						70	15:18:06.990	<b>1:46.242</b>	33.659	42.531	30.052
						71	15:19:49.341	<b>1:42.351</b>	31.812	41.657	28.882
						72	15:21:31.969	<b>1:42.628</b>	31.270	42.188	29.170
						73	15:23:15.278	<b>1:43.309</b>	31.441	42.418	29.450
						74	15:24:59.350	<b>1:44.072</b>	31.865	42.770	29.437
						75	15:26:42.594	<b>1:43.244</b>	31.648	42.347	29.249
						76	15:28:25.239	<b>1:42.645</b>	31.932	41.628	29.085
						77	15:30:08.369	<b>1:43.130</b>	32.327	41.971	28.832
						78	15:31:49.565	<b>1:41.196</b>	<b>31.043</b>	41.850	28.303
						79	15:33:33.223	<b>1:43.658</b>	31.250	43.079	29.329
						p80	15:35:16.540	<b>1:43.317</b>	33.304	43.380	
						81	15:38:07.703	<b>2:51.163</b>		48.035	30.663
						82	15:39:54.895	<b>1:47.192</b>	33.272	44.774	29.146
						83	15:41:43.595	<b>1:48.700</b>	32.924	45.792	29.984
						84	15:43:30.654	<b>1:47.059</b>	32.503	44.536	30.020
						85	15:45:18.685	<b>1:48.031</b>	33.373	45.180	29.478
						86	15:47:05.195	<b>1:46.510</b>	33.477	44.020	29.013
						87	15:48:52.628	<b>1:47.433</b>	32.575	44.196	30.662
						88	15:51:26.735	<b>2:34.107</b>	33.516	1:10.028	50.563
						89	15:54:44.664	<b>3:17.929</b>	1:03.508	1:23.607	50.814
						90	15:58:05.618	<b>3:20.954</b>	1:06.815	1:27.211	46.928
						91	16:00:28.823	<b>2:23.205</b>	52.335	1:00.822	30.048
						92	16:02:16.808	<b>1:47.985</b>	34.733	44.349	28.903
						93	16:04:06.258	<b>1:49.450</b>	35.623	44.626	29.201
						94	16:05:55.261	<b>1:49.003</b>	31.889	47.532	29.582
						95	16:09:30.805	<b>3:35.544</b>	58.038	1:43.905	53.601
						96	16:12:57.437	<b>3:26.632</b>	1:07.329	1:28.602	50.701
						97	16:15:06.650	<b>2:09.213</b>	53.144	46.621	29.448
						98	16:16:55.738	<b>1:49.088</b>	33.069	44.068	31.951
						99	16:19:36.589	<b>2:40.851</b>	1:06.318	1:05.403	29.130
						100	16:21:19.469	<b>1:42.880</b>	31.636	42.673	28.571
						101	16:23:05.404	<b>1:45.935</b>	32.778	44.253	28.904
						p102	16:24:46.198	<b>1:40.794</b>	31.920	42.735	
						103	16:27:38.452	<b>2:52.254</b>		44.330	30.102
						104	16:29:24.039	<b>1:45.587</b>	32.890	43.373	29.324
						105	16:31:09.256	<b>1:45.217</b>	32.784	42.985	29.448
						106	16:32:55.204	<b>1:45.948</b>	32.501	41.875	31.572
						107	16:34:37.533	<b>1:42.329</b>	32.005	41.811	28.513
						108	16:36:19.056	<b>1:41.523</b>	32.003	41.301	28.219
						109	16:38:00.278	<b>1:41.222</b>	31.092	41.892	28.238
						110	16:39:41.445	<b>1:41.167</b>	31.104	42.251	27.812
						111	16:41:21.694	<b>1:40.249</b>	31.670	<b>41.103</b>	<b>27.476</b>
						112	16:43:03.196	<b>8:11.502</b>	6:59.575	43.052	28.875
						113	16:51:18.654	<b>1:45.458</b>	32.595	43.387	29.476
						114	16:53:03.108	<b>1:44.454</b>	32.263	43.584	28.607
						115	16:54:46.624	<b>1:43.516</b>	31.693	42.255	29.568
						116	16:56:30.016	<b>1:43.392</b>	32.534	42.178	28.680

(99) Jonathan CURRIE / Morgan TILLBROOK

Clerk of the Course.

Sig : Time :

Chief Timekeeper : Ian Sharp (SMART Timing)

Results available at [www.speedhive.com](http://www.speedhive.com) and [www.smart-timing.co.uk](http://www.smart-timing.co.uk)

Printed: 18/05/2019 18:51:25

Orbits



## DDMC Saloon Car Festival

Fun Cup

Croft 2.125 miles

Race 2

18/05/2019 12:57

Race (5:00:00 Time) started at 13:02:40

Lap	Time of Day	Lap Tm	S1	S2	S3	Lap	Time of Day	Lap Tm	S1	S2	S3
117	16:58:13.948	<b>1:43.932</b>	32.313	42.502	29.117	29	13:54:39.322	<b>1:43.733</b>	31.539	42.801	29.393
118	16:59:59.944	<b>1:45.996</b>	31.778	44.315	29.903	30	13:56:22.395	<b>1:43.073</b>	31.754	42.654	28.665
119	17:01:46.161	<b>1:46.217</b>	32.416	44.696	29.105	p31	13:58:02.401	<b>1:40.006</b>	31.785	42.525	
120	17:04:03.414	<b>2:17.253</b>	32.868	1:01.608	42.777	32	14:00:54.521	<b>2:52.120</b>		45.088	29.896
121	17:06:21.813	<b>2:18.399</b>	58.173	50.178	30.048	33	14:02:43.216	<b>1:48.695</b>	33.470	45.492	29.733
122	17:08:06.677	<b>1:44.864</b>	33.349	42.495	29.020	34	14:04:30.917	<b>1:47.701</b>	32.575	45.065	30.061
123	17:09:54.356	<b>1:47.679</b>	33.968	44.371	29.340	35	14:06:17.974	<b>1:47.057</b>	32.912	44.455	29.690
124	17:11:40.306	<b>1:45.950</b>	33.041	43.523	29.386	p36	14:08:01.610	<b>1:43.636</b>	32.498	44.253	
125	17:13:25.897	<b>1:45.591</b>	32.862	43.571	29.158	37	14:11:34.161	<b>3:32.551</b>		45.201	29.887
p126	17:15:08.243	<b>1:42.346</b>	32.618	43.503		38	14:13:19.879	<b>1:45.718</b>	32.511	44.095	29.112
127	17:18:07.034	<b>2:58.791</b>		47.195	30.345	39	14:15:04.239	<b>1:44.360</b>	32.293	43.139	28.928
128	17:19:58.974	<b>1:51.940</b>	34.787	47.514	29.639	40	14:16:48.653	<b>1:44.414</b>	32.528	42.922	28.964
129	17:21:46.086	<b>1:47.112</b>	32.693	44.757	29.662	41	14:18:34.584	<b>1:45.931</b>	32.124	43.124	30.683
130	17:23:35.428	<b>1:49.342</b>	33.945	45.093	30.304	42	14:20:19.447	<b>1:44.863</b>	32.121	43.649	29.093
131	17:25:24.279	<b>1:48.851</b>	33.265	45.503	30.083	43	14:22:04.173	<b>1:44.726</b>	31.920	43.858	28.948
132	17:27:13.767	<b>1:49.488</b>	33.635	46.077	29.776	44	14:23:48.132	<b>1:43.959</b>	31.987	42.953	29.019
133	17:29:02.909	<b>1:49.142</b>	33.027	45.133	30.982	45	14:25:32.805	<b>1:44.673</b>	32.224	43.151	29.298
134	17:30:52.038	<b>1:49.129</b>	34.546	44.956	29.627	46	14:27:20.034	<b>1:47.229</b>	32.427	44.537	30.265
135	17:32:42.089	<b>1:50.051</b>	33.820	46.200	30.031	47	14:29:03.550	<b>1:43.516</b>	31.918	42.759	28.839
136	17:34:32.816	<b>1:50.727</b>	35.859	45.389	29.479	48	14:30:47.136	<b>1:43.586</b>	31.983	42.844	28.759
137	17:36:20.460	<b>1:47.644</b>	33.167	44.680	29.797	49	14:32:31.078	<b>1:43.942</b>	32.230	42.963	28.749
138	17:38:15.000	<b>1:54.540</b>	37.946	45.665	30.929	50	14:34:14.237	<b>1:43.159</b>	32.009	42.479	28.671
139	17:41:00.355	<b>2:45.355</b>	35.539	1:13.796	56.020	51	14:37:18.581	<b>3:04.344</b>	46.673	1:32.092	45.579
140	17:43:41.545	<b>2:41.190</b>	1:08.481	1:01.087	31.622	52	14:39:48.349	<b>2:29.768</b>	56.758	1:02.255	30.755
141	17:45:34.893	<b>1:53.348</b>	33.805	48.674	30.869	53	14:41:34.761	<b>1:46.412</b>	32.522	44.561	29.329
142	17:47:23.542	<b>1:48.649</b>	33.705	45.215	29.729	54	14:44:18.137	<b>2:43.376</b>	49.229	1:06.219	47.928
143	17:49:11.156	<b>1:47.614</b>	32.645	44.783	30.186	p55	14:46:52.064	<b>2:33.927</b>	50.086	1:02.795	
144	17:50:58.349	<b>1:47.193</b>	32.952	44.388	29.853	56	14:50:13.529	<b>3:21.465</b>		44.738	29.557
145	17:52:45.781	<b>1:47.432</b>	33.198	44.451	29.783	57	14:52:13.003	<b>1:59.474</b>	33.280	49.984	36.210
146	17:54:32.985	<b>1:47.204</b>	33.230	44.164	29.810	58	14:54:37.382	<b>2:24.379</b>	48.864	58.444	37.071
147	17:56:19.803	<b>1:46.818</b>	32.821	44.379	29.618	59	14:57:07.634	<b>2:30.252</b>	48.270	1:01.813	40.169
148	17:58:06.848	<b>1:47.045</b>	32.789	43.816	30.440	60	15:00:03.591	<b>2:55.957</b>	57.678	1:14.169	44.110
149	17:59:53.996	<b>1:47.148</b>	32.971	44.322	29.855	61	15:02:21.881	<b>2:18.290</b>	56.394	51.048	30.848
150	18:01:40.670	<b>1:46.674</b>	33.279	43.956	29.439	62	15:04:08.198	<b>1:46.317</b>	32.532	43.990	29.795
151	18:03:27.040	<b>1:46.370</b>	32.485	44.391	29.494	63	15:05:55.578	<b>1:47.380</b>	32.848	45.110	29.422
152	18:05:18.324	<b>1:51.284</b>	31.996	49.313	29.975	64	15:07:38.988	<b>1:43.410</b>	31.594	42.526	29.290
(207) Gary BATE / Simon SMITH						65	15:09:22.313	<b>1:43.325</b>	31.475	42.390	29.460
1	13:04:35.891	<b>1:52.051</b>	35.983	45.899	30.169	66	15:11:06.056	<b>1:43.743</b>	31.265	42.722	29.756
2	13:06:25.058	<b>1:49.167</b>	34.420	45.132	29.615	67	15:12:50.412	<b>1:44.356</b>	31.349	42.924	30.083
3	13:08:11.611	<b>1:46.553</b>	33.025	44.376	29.152	68	15:14:31.449	<b>1:41.037</b>	30.956	41.413	28.668
4	13:09:58.694	<b>1:47.083</b>	32.950	44.840	29.293	69	15:16:13.576	<b>1:42.127</b>	31.117	41.520	29.490
5	13:11:44.550	<b>1:45.856</b>	32.671	43.733	29.452	70	15:17:56.826	<b>1:43.250</b>	31.007	42.674	29.569
6	13:13:30.825	<b>1:46.275</b>	32.681	44.586	29.008	71	15:19:39.712	<b>1:42.886</b>	31.380	43.025	28.481
7	13:15:16.133	<b>1:45.308</b>	32.392	43.810	29.106	72	15:21:24.618	<b>2:04.906</b>	31.232	1:04.461	29.213
8	13:17:01.595	<b>1:45.462</b>	32.324	43.603	29.535	p74	15:23:09.290	<b>1:44.172</b>	31.970	43.632	28.570
9	13:18:46.151	<b>1:44.556</b>	32.116	43.072	29.368	75	15:25:07.490	<b>1:38.700</b>	31.504	42.134	
10	13:20:31.599	<b>1:45.448</b>	32.247	44.232	28.969	76	15:27:06.280	<b>1:58.790</b>		42.234	28.636
11	13:22:27.621	<b>2:56.022</b>	49.620	1:30.316	36.086	77	15:29:05.471	<b>1:41.991</b>	31.564	42.028	28.399
12	13:24:13.060	<b>1:45.439</b>	32.703	43.509	29.227	78	15:31:04.642	<b>1:42.371</b>	31.375	42.434	28.562
13	13:26:00.000	<b>1:44.270</b>	32.306	42.844	29.120	79	15:33:03.154	<b>1:41.512</b>	31.241	41.779	28.492
14	13:27:48.912	<b>1:45.582</b>	32.046	44.278	29.258	80	15:35:02.111	<b>1:43.957</b>	32.001	42.324	29.632
15	13:29:38.230	<b>1:45.318</b>	31.820	43.453	30.045	81	15:37:01.115	<b>1:41.809</b>	31.508	41.882	28.419
16	13:31:27.579	<b>1:44.349</b>	32.109	43.092	29.148	82	15:39:00.115	<b>1:42.195</b>	31.574	42.334	28.287
17	13:33:17.570	<b>1:44.991</b>	32.831	43.051	29.109	p82	15:41:00.386	<b>1:38.271</b>	31.174	41.943	
18	13:35:07.265	<b>1:44.695</b>	32.500	43.315	28.880	83	15:43:00.386	<b>2:49.415</b>		42.684	28.729
19	13:37:07.268	<b>1:44.423</b>	32.387	42.926	29.110	84	15:45:00.386	<b>1:44.068</b>	32.202	42.540	29.326
20	13:39:07.270	<b>1:43.788</b>	32.039	42.890	28.859	85	15:47:00.386	<b>1:44.332</b>	32.402	42.840	29.090
21	13:41:07.271	<b>1:43.255</b>	31.999	42.675	28.581	86	15:49:00.386	<b>1:43.428</b>	32.161	42.621	28.646
22	13:43:07.272	<b>1:43.195</b>	31.713	42.621	28.861	p87	15:51:00.386	<b>1:39.173</b>	31.402	42.246	
23	13:45:07.273	<b>1:42.678</b>	31.609	42.402	28.667	88	15:53:00.386	<b>6:22.189</b>		1:18.480	52.940
24	13:47:07.274	<b>1:42.012</b>	31.744	42.614	28.654	89	15:55:00.386	<b>3:20.974</b>	1:08.857	1:22.540	49.577
25	13:49:07.275	<b>1:42.838</b>	31.825	42.254	28.759	90	15:57:00.386	<b>2:16.842</b>	50.500	56.215	30.127
26	13:51:07.276	<b>1:43.330</b>	31.833	42.972	28.525	91	16:00:00.386	<b>1:45.541</b>	32.811	43.271	29.459
27	13:53:07.277	<b>1:42.773</b>	31.759	42.464	28.550	92	16:02:00.386	<b>1:43.202</b>	32.417	42.140	28.645
28	13:55:07.278	<b>1:44.032</b>	31.732	42.647	29.653	93	16:04:00.386	<b>1:43.700</b>	31.087	42.964	29.649
						94	16:06:00.386	<b>3:36.334</b>	59.482	1:43.929	52.923

## DDMC Saloon Car Festival

Fun Cup

Croft 2.125 miles

Race 2

18/05/2019 12:57

Race (5:00:00 Time) started at 13:02:40

Lap	Time of Day	Lap Tm	S1	S2	S3	Lap	Time of Day	Lap Tm	S1	S2	S3
95	16:12:53.921	3:26.337	1:07.508	1:29.588	49.241	9	13:19:33.651	1:48.983	33.750	45.080	30.153
96	16:15:03.472	2:09.551	54.326	45.767	29.458	10	13:21:25.749	1:52.098	34.603	45.752	31.743
97	16:16:51.325	1:47.853	32.001	43.306	32.546	11	13:23:40.480	2:14.731	37.745	58.759	38.227
98	16:19:32.449	2:41.124	1:07.681	1:05.044	28.399	12	13:25:31.734	1:51.254	34.217	46.337	30.700
99	16:21:13.643	1:41.194	30.815	41.719	28.660	13	13:27:23.625	1:51.891	34.200	46.846	30.845
100	16:22:54.085	1:40.442	30.944	41.723	27.775	14	13:29:11.408	1:47.783	33.149	44.953	29.681
101	16:24:36.150	1:42.065	31.429	41.718	28.918	15	13:31:01.574	1:50.166	33.232	46.825	30.109
102	16:26:17.100	1:40.950	30.904	41.898	28.148	16	13:32:51.110	1:49.536	33.382	45.899	30.255
p103	16:27:55.902	1:38.802	30.522	42.663		17	13:34:39.270	1:48.160	33.227	45.237	29.696
104	16:30:46.023	2:50.121		44.025	28.272	18	13:36:28.391	1:49.121	33.643	44.744	30.734
105	16:32:25.870	1:39.847	30.791	41.420	27.636	19	13:38:16.801	1:48.410	33.077	45.219	30.114
106	16:34:05.477	1:39.607	30.803	41.380	27.424	20	13:40:06.154	1:49.353	34.281	45.165	29.907
p107	16:35:41.903	1:36.426	30.694	41.325		21	13:41:54.984	1:48.830	33.664	45.408	29.758
108	16:42:10.123	6:28.220		41.223	27.494	22	13:43:44.748	1:49.764	33.393	46.189	30.182
109	16:43:49.918	1:39.795	30.753	41.288	27.754	23	13:45:35.365	1:50.617	34.883	46.069	29.665
110	16:46:54.893	3:04.975	42.990	1:25.398	56.587	24	13:47:25.564	1:50.199	33.199	46.162	30.838
111	16:49:09.107	2:14.214	46.049	56.419	31.746	25	13:49:15.712	1:50.148	34.067	46.187	29.894
112	16:50:54.095	1:44.988	31.726	43.250	30.012	26	13:51:04.749	1:49.037	33.659	45.319	30.059
113	16:52:36.363	1:42.268	30.886	41.777	29.605	27	13:52:55.499	1:50.750	33.544	46.486	30.720
114	16:54:17.852	1:41.489	31.149	41.762	28.578	28	13:54:44.600	1:49.101	33.328	45.422	30.351
115	16:56:00.782	1:42.930	31.254	41.896	29.780	p29	13:56:32.249	1:47.649	33.488	45.224	
116	16:57:44.117	1:43.335	31.293	42.204	29.838	30	14:00:17.329	3:45.080		48.720	31.781
117	16:59:25.949	1:41.832	30.836	42.023	28.973	31	14:02:12.708	1:55.379	36.367	47.985	31.027
118	17:01:08.368	1:42.419	30.969	42.109	29.341	32	14:04:04.039	1:51.331	34.346	46.446	30.539
p119	17:03:50.779	2:42.411	40.143	1:24.721		33	14:05:57.337	1:53.298	34.460	46.668	32.170
120	17:09:01.974	5:11.195		44.519	28.888	34	14:07:50.282	1:52.945	35.204	46.632	31.109
121	17:10:47.773	1:45.799	33.161	43.564	29.074	35	14:09:42.691	1:52.409	34.710	46.949	30.750
122	17:12:31.653	1:43.880	32.498	42.790	28.592	36	14:11:34.126	1:51.435	34.060	46.118	31.257
123	17:14:15.559	1:43.906	31.927	42.991	28.988	37	14:13:24.888	1:50.762	34.547	45.836	30.379
124	17:15:59.429	1:43.870	31.928	43.141	28.801	38	14:15:14.935	1:50.047	34.152	45.360	30.535
p125	17:17:41.707	1:42.278	31.992	43.600		39	14:17:03.778	1:48.843	33.733	44.965	30.145
126	17:20:30.749	2:49.042		45.626	29.542	40	14:18:53.883	1:50.105	34.825	45.196	30.084
127	17:22:18.426	1:47.677	34.375	44.171	29.131	41	14:20:43.517	1:49.634	33.705	45.615	30.314
128	17:24:05.886	1:47.460	32.467	44.869	30.124	42	14:22:36.474	1:52.957	33.976	48.376	30.605
129	17:25:53.799	1:47.913	32.848	45.888	29.177	43	14:24:25.662	1:49.188	34.027	44.995	30.166
130	17:27:38.340	1:44.541	32.321	43.157	29.063	44	14:26:14.908	1:49.246	33.294	45.507	30.445
131	17:29:23.314	1:44.974	31.774	44.254	28.946	45	14:28:03.184	1:48.276	34.193	44.070	30.013
132	17:31:07.522	1:44.208	32.232	43.216	28.760	46	14:29:50.655	1:47.471	33.392	44.190	29.889
133	17:32:52.457	1:44.935	32.058	43.370	29.507	47	14:31:38.689	1:48.034	33.398	44.638	29.998
134	17:34:36.383	1:43.926	31.756	43.114	29.056	48	14:33:27.783	1:49.094	33.267	44.271	31.556
135	17:36:21.022	1:44.639	31.850	43.484	29.305	49	14:35:17.744	1:49.961	34.658	44.921	30.382
136	17:38:13.067	1:52.045	36.090	45.206	30.749	50	14:37:04.668	2:16.924	35.721	56.814	44.389
137	17:40:58.690	2:45.623	34.963	1:14.828	55.832	51	14:40:05.758	2:31.090	55.569	58.981	36.540
138	17:43:40.056	2:41.366	1:09.100	1:00.920	31.346	52	14:41:55.446	1:49.688	33.724	45.277	30.687
139	17:45:26.724	1:46.668	32.654	44.707	29.307	53	14:44:33.726	2:38.280	40.461	1:05.036	52.783
140	17:47:14.264	1:47.540	31.809	46.721	29.010	54	14:47:06.028	2:32.302	47.698	1:00.237	44.367
141	17:48:57.428	1:43.164	31.188	43.051	28.925	55	14:49:27.404	2:21.376	45.384	1:00.627	35.365
142	17:50:42.893	1:45.465	31.184	44.409	29.872	p56	14:51:53.703	2:26.299	48.011	1:05.702	
143	17:52:26.796	1:43.903	31.317	43.369	29.217	57	14:55:01.269	3:07.566		52.158	34.311
144	17:54:09.254	1:42.458	30.960	42.808	28.690	58	14:57:14.747	2:13.478	40.296	57.431	35.751
145	17:55:52.384	1:43.130	31.001	42.992	29.137	59	15:00:10.538	2:55.791	58.016	1:10.847	46.928
146	17:57:36.166	1:43.782	31.379	43.438	28.965	60	15:02:29.947	2:19.409	54.989	53.707	30.713
147	17:59:21.958	1:45.792	32.826	43.645	29.321	61	15:04:19.856	1:49.909	33.880	45.979	30.050
148	18:01:05.216	1:43.258	31.447	42.781	29.030	62	15:06:10.340	1:50.484	34.297	46.167	30.020
149	18:02:48.879	1:43.663	31.425	43.489	28.749	63	15:07:58.558	1:48.218	33.651	44.761	29.806
150	18:04:32.054	1:43.175	31.765	43.004	28.406	64	15:09:45.467	1:46.909	32.999	43.744	30.166
						65	15:11:32.253	1:46.786	33.209	43.781	29.796
						66	15:13:25.888	1:53.635	32.749	44.095	36.791
(188) John ALVEY / James ABRAM						67	15:15:12.529	1:46.641	33.379	43.254	30.008
1	13:04:46.379	2:01.114	38.977	49.766	32.371	68	15:16:59.505	1:46.976	33.751	43.583	29.642
2	13:06:39.867	1:53.488	35.197	47.674	30.617	69	15:18:44.394	1:44.889	32.156	43.165	29.568
3	13:08:32.487	1:52.620	34.120	47.987	30.513	70	15:20:31.060	1:46.666	32.109	44.764	29.793
4	13:10:24.509	1:52.022	34.004	47.154	30.864	71	15:22:18.235	1:47.175	33.082	44.144	29.949
5	13:12:16.882	1:52.373	35.183	46.812	30.378	72	15:24:06.588	1:48.353	33.712	44.000	30.641
6	13:14:06.574	1:49.692	33.527	45.977	30.188	73	15:25:54.092	1:47.504	32.758	44.364	30.382
7	13:15:55.579	1:49.005	33.056	45.955	29.994	74	15:27:43.716	1:49.624	32.530	45.303	31.791
8	13:17:44.668	1:49.089	33.738	45.562	29.789						

Clerk of the Course.

Sig : Time :

Chief Timekeeper : Ian Sharp (SMART Timing)

Results available at [www.speedhive.com](http://www.speedhive.com) and [www.smart-timing.co.uk](http://www.smart-timing.co.uk)

Orbits



## DDMC Saloon Car Festival

### Fun Cup

Croft 2.125 miles

### Race 2

18/05/2019 12:57

Race (5:00:00 Time) started at 13:02:40

Lap	Time of Day	Lap Tm	S1	S2	S3	Lap	Time of Day	Lap Tm	S1	S2	S3
75	15:29:28.972	1:45.256	32.173	43.475	29.608	141	17:52:53.350	1:49.436	33.561	45.807	30.068
76	15:31:15.808	1:46.836	32.144	44.179	30.513	142	17:54:42.194	1:48.844	33.149	45.197	30.498
77	15:33:05.394	1:49.586	33.149	46.477	29.960	143	17:56:32.298	1:50.104	33.562	46.002	30.540
78	15:34:51.128	1:45.734	32.404	43.589	29.741	144	17:58:22.780	1:50.482	33.800	45.860	30.822
79	15:36:40.981	1:49.853	32.908	46.843	30.102	145	18:00:12.740	1:49.960	33.161	46.014	30.785
80	15:38:29.717	1:48.736	32.823	45.978	29.935	146	18:02:02.409	1:49.669	33.343	45.698	30.628
81	15:40:18.737	1:49.020	32.177	46.563	30.280	147	18:03:54.632	1:52.223	35.844	45.768	30.611
p82	15:42:07.982	1:49.245	34.456	45.918							
83	15:49:15.465	7:07.483		47.920	33.411	(222) Adrian WATT / Jack WATT / Joseph WATT					
84	15:51:34.739	2:19.274	36.977	51.287	51.010	1	13:04:57.495	2:02.381	44.780	47.142	30.459
85	15:54:52.299	3:17.560	1:02.567	1:23.385	51.608	2	13:06:46.730	1:49.235	33.700	45.441	30.094
86	15:58:12.525	3:20.226	1:07.930	1:24.892	47.404	3	13:08:34.143	1:47.413	33.454	44.591	29.368
87	16:00:34.133	2:21.608	51.931	59.054	30.623	4	13:10:22.899	1:48.756	33.466	45.606	29.684
88	16:02:27.950	1:53.817	37.342	46.672	29.803	5	13:12:09.439	1:46.540	33.223	44.177	29.140
89	16:04:16.838	1:48.888	33.161	45.345	30.382	6	13:13:56.206	1:46.767	33.304	43.981	29.482
90	16:06:08.765	1:51.927	33.736	46.761	31.430	7	13:15:41.429	1:45.223	32.795	43.435	28.993
91	16:09:35.655	3:26.890	47.770	1:44.413	54.707	8	13:17:26.793	1:45.364	32.871	43.471	29.022
92	16:13:00.786	3:25.131	1:05.436	1:28.218	51.477	9	13:19:13.102	1:46.309	32.673	43.415	30.221
93	16:15:16.287	2:15.501	55.858	48.902	30.741	10	13:21:01.104	1:48.002	33.601	44.593	29.808
94	16:17:08.034	1:51.747	34.225	46.697	30.825	11	13:23:33.246	2:32.142	34.916	1:21.615	35.611
95	16:19:39.660	2:31.626	57.480	1:04.738	29.408	12	13:25:18.309	1:45.063	32.595	43.251	29.217
96	16:21:26.931	1:47.271	33.286	44.012	29.973	13	13:27:02.878	1:44.569	32.461	43.165	28.943
97	16:23:14.829	1:47.898	33.491	44.795	29.612	14	13:28:47.236	1:44.358	32.334	43.176	28.848
98	16:25:01.662	1:46.833	33.705	43.824	29.304	15	13:30:31.171	1:43.935	32.148	42.950	28.837
99	16:26:47.231	1:45.569	32.972	43.536	29.061	16	13:32:15.654	1:44.483	32.268	43.187	29.028
100	16:28:32.819	1:45.588	33.183	43.727	28.678	17	13:33:59.510	1:43.856	32.133	42.881	28.842
p101	16:30:15.437	1:42.618	32.327	44.112		18	13:35:43.543	1:44.033	32.115	43.086	28.832
102	16:34:37.410	4:21.973		46.324	31.119	19	13:37:27.672	1:44.129	32.527	42.823	28.779
103	16:36:25.102	1:47.692	33.187	44.299	30.206	20	13:39:11.607	1:43.935	32.271	43.040	28.624
104	16:38:12.115	1:47.013	32.855	44.147	30.011	21	13:40:55.372	1:43.765	31.997	42.977	28.791
105	16:39:56.901	1:44.786	32.395	43.117	29.274	22	13:42:38.868	1:43.496	31.988	42.556	28.952
106	16:41:43.645	1:46.744	32.824	43.992	29.928	23	13:44:21.990	1:43.122	31.797	42.671	28.654
107	16:43:32.924	1:49.279	33.532	45.715	30.032	24	13:46:05.208	1:43.218	31.921	42.688	28.609
108	16:46:45.652	3:12.728	52.445	1:25.222	55.061	25	13:47:48.913	1:43.705	32.523	42.597	28.585
109	16:49:05.891	2:20.239	49.930	58.115	32.194	26	13:49:33.126	1:44.213	32.093	43.275	28.845
110	16:50:55.394	1:49.503	33.554	45.988	29.961	27	13:51:17.134	1:44.008	32.071	42.816	29.121
111	16:52:45.541	1:50.147	34.873	44.941	30.333	28	13:53:00.576	1:43.442	32.038	42.826	28.578
112	16:54:35.969	1:50.428	32.520	46.360	31.548	29	13:54:44.482	1:43.906	32.161	42.762	28.983
113	16:56:23.397	1:47.428	32.654	44.372	30.402	30	13:56:28.147	1:43.665	31.919	42.794	28.952
114	16:58:11.154	1:47.757	32.349	44.881	30.527	31	13:58:13.079	1:44.932	32.121	43.344	29.467
115	17:00:01.155	1:50.001	32.917	45.769	31.315	32	13:59:57.322	1:44.243	32.197	43.378	28.668
116	17:01:50.992	1:49.837	32.867	45.617	31.353	33	14:01:40.598	1:43.276	31.923	42.676	28.677
117	17:04:05.764	2:14.772	35.357	56.651	42.764	p34	14:03:21.641	1:41.043	32.433	42.765	
118	17:06:26.989	2:21.225	57.045	53.554	30.626	35	14:06:33.385	3:11.744		45.708	29.728
119	17:08:21.532	1:54.543	34.178	47.334	33.031	36	14:08:21.034	1:47.649	33.211	44.681	29.757
120	17:10:12.670	1:51.138	34.412	46.564	30.162	37	14:10:09.285	1:48.251	33.400	44.964	29.887
121	17:12:04.035	1:51.365	33.236	47.487	30.642	38	14:11:56.837	1:47.552	33.012	44.421	30.119
122	17:13:55.022	1:50.987	33.637	46.582	30.768	39	14:13:41.848	1:45.011	32.581	43.388	29.042
p123	17:15:49.081	1:54.059	35.058	49.303		40	14:15:27.490	1:45.642	32.716	43.671	29.255
124	17:19:01.137	3:12.056		47.955	31.528	41	14:17:15.158	1:47.668	33.303	44.352	30.013
125	17:20:54.820	1:53.683	34.882	48.012	30.789	42	14:19:00.127	1:44.969	32.237	43.412	29.320
126	17:22:46.277	1:51.457	33.707	47.104	30.646	43	14:20:46.615	1:46.488	33.363	44.190	28.935
127	17:24:37.606	1:51.329	34.115	46.783	30.431	44	14:22:30.777	1:44.162	32.100	43.228	28.834
128	17:26:29.060	1:51.454	34.045	46.493	30.916	45	14:24:17.286	1:46.509	32.226	45.253	29.030
129	17:28:20.438	1:51.378	33.865	46.936	30.577	46	14:26:02.408	1:45.122	32.662	43.519	28.941
130	17:30:09.978	1:49.540	33.404	45.679	30.457	47	14:27:47.285	1:44.877	32.414	43.584	28.879
131	17:32:01.353	1:51.375	34.464	46.117	30.794	48	14:29:31.469	1:44.184	32.693	42.541	28.950
132	17:33:51.879	1:50.526	33.618	46.384	30.524	49	14:31:15.111	1:43.642	31.902	42.464	29.276
133	17:35:41.528	1:49.649	33.772	45.610	30.267	50	14:32:59.324	1:44.213	31.722	43.214	29.277
134	17:37:30.870	1:49.342	32.944	45.682	30.716	51	14:34:43.785	1:44.461	32.252	43.053	29.156
135	17:40:48.850	3:17.980	49.325	1:32.336	56.319	52	14:37:28.169	2:44.384	33.962	1:24.544	45.878
136	17:43:35.543	2:46.693	1:08.854	1:05.732	32.107	53	14:39:56.927	2:28.758	55.712	1:00.428	32.618
137	17:45:34.494	1:58.951	37.029	50.476	31.446	54	14:41:43.485	1:46.558	32.958	43.372	30.228
138	17:47:25.695	1:51.201	35.853	45.435	29.913	55	14:44:28.702	2:45.217	47.944	1:05.489	51.784
139	17:49:14.978	1:49.283	33.759	45.430	30.094	p56	14:47:01.645	2:32.943	48.613	1:00.620	
140	17:51:03.914	1:48.936	33.360	45.609	29.967	57	14:50:12.534	3:10.889		44.335	29.159

Clerk of the Course.

Sig :

Time :

Chief Timekeeper : Ian Sharp (SMART Timing)

Results available at [www.speedhive.com](http://www.speedhive.com) and [www.smart-timing.co.uk](http://www.smart-timing.co.uk)

Orbits





## DDMC Saloon Car Festival

Fun Cup

Croft 2.125 miles

Race 2

18/05/2019 12:57

Race (5:00:00 Time) started at 13:02:40

Lap	Time of Day	Lap Tm	S1	S2	S3	Lap	Time of Day	Lap Tm	S1	S2	S3
58	14:52:12.294	1:59.760	33.719	50.024	36.017	124	17:26:31.906	1:44.415	31.823	43.714	28.878
59	14:54:37.018	2:24.724	48.481	59.176	37.067	125	17:28:16.609	1:44.703	31.577	43.950	29.176
60	14:57:06.692	2:29.674	47.809	1:01.716	40.149	126	17:29:59.996	1:43.387	31.537	42.986	28.864
61	15:00:02.916	2:56.224	57.204	1:14.686	44.334	127	17:31:43.027	1:43.031	31.629	42.747	28.655
62	15:02:20.775	2:17.859	55.511	51.844	30.504	128	17:33:26.608	1:43.581	31.715	42.886	28.980
63	15:04:07.847	1:47.072	33.372	43.897	29.803	129	17:35:10.147	1:43.539	31.372	43.214	28.953
64	15:05:53.770	1:45.923	32.717	44.180	29.026	130	17:36:54.285	1:44.138	31.596	43.043	29.499
65	15:07:36.778	1:43.008	31.966	42.452	28.590	131	17:38:44.699	1:50.414	36.467	44.802	29.145
66	15:09:21.267	1:44.489	31.731	42.627	30.131	132	17:41:07.178	2:22.479	34.652	50.947	56.880
67	15:11:05.500	1:44.233	32.031	42.616	29.586	133	17:43:43.056	2:35.878	1:06.781	58.972	30.125
68	15:12:48.732	1:43.232	31.483	42.919	28.830	134	17:45:28.172	1:45.116	32.297	44.162	28.657
69	15:14:30.115	1:41.383	31.042	42.087	28.254	135	17:47:12.265	1:44.093	30.966	44.437	28.690
70	15:16:12.421	1:42.306	31.029	42.280	28.997	136	17:48:55.889	1:43.624	31.462	43.264	28.898
71	15:17:54.434	1:42.013	30.973	42.297	28.743	137	17:50:41.935	1:46.046	31.431	45.077	29.538
72	15:19:35.282	1:40.848	30.723	41.317	28.808	138	17:52:26.194	1:44.259	31.389	43.800	29.070
73	15:21:16.086	1:40.804	30.956	41.253	28.595	139	17:54:08.198	1:42.004	30.742	42.516	28.746
74	15:22:59.196	1:43.110	30.737	41.749	30.624	140	17:55:51.697	1:43.499	31.334	42.987	29.178
75	15:44:37.066	2:13.780	0:26.782	42.303	28.785	141	17:57:34.560	1:42.863	31.211	42.707	28.945
76	15:46:19.771	1:42.705	31.466	42.501	28.738	142	17:59:18.695	1:44.135	32.320	43.136	28.679
77	15:48:03.206	1:43.435	32.226	42.406	28.803	143	18:01:01.735	1:43.040	31.315	43.091	28.634
78	15:49:46.933	1:43.727	32.222	42.639	28.866	144	18:02:45.371	1:43.636	31.120	43.707	28.809
79	15:51:46.618	1:59.685	34.657	44.201	40.827	145	18:04:28.106	1:42.735	30.991	42.778	28.966
80	15:54:59.057	3:12.439	1:01.573	1:18.757	52.109						
81	15:58:19.755	3:20.698	1:09.331	1:22.690	48.677						
82	16:00:38.195	2:18.440	51.670	56.728	30.042	1	13:04:33.188	1:50.118	35.146	45.223	29.749
83	16:02:24.200	1:46.005	33.044	43.393	29.568	2	13:06:20.196	1:47.008	32.786	44.094	30.128
84	16:04:07.108	1:42.908	32.143	42.296	28.469	3	13:08:03.733	1:43.537	31.809	42.732	28.996
85	16:05:51.902	1:44.794	31.221	42.878	30.695	4	13:09:46.855	1:43.122	31.772	42.273	29.077
86	16:09:29.323	3:37.421	59.742	1:43.979	53.700	5	13:11:29.883	1:43.028	31.836	42.415	28.777
87	16:12:55.441	3:26.118	1:07.383	1:28.797	49.938	6	13:13:12.543	1:42.660	31.652	42.381	28.622
88	16:15:04.408	2:08.967	53.891	45.418	29.658	7	13:14:55.416	1:42.873	31.376	42.382	29.115
89	16:16:52.728	1:48.320	32.029	42.882	33.409	8	13:16:37.691	1:42.275	31.376	42.158	28.741
90	16:19:34.247	2:41.519	1:08.102	1:04.538	28.879	9	13:18:21.450	1:43.759	31.730	43.182	28.847
91	16:21:15.224	1:40.977	31.149	41.514	28.314	10	13:20:04.587	1:43.137	31.667	42.308	29.162
92	16:22:55.567	1:40.343	31.014	41.220	28.109	11	13:23:13.569	3:08.982	1:03.549	1:32.178	33.255
93	16:24:36.764	1:41.197	31.460	41.183	28.554	12	13:24:56.838	1:43.269	31.828	42.590	28.851
94	16:26:17.687	1:40.923	30.701	42.009	28.213	13	13:26:40.206	1:43.368	31.585	42.367	29.416
95	16:27:59.716	1:42.029	31.608	41.696	28.725	14	13:28:22.514	1:42.308	31.149	42.049	29.110
96	16:29:42.251	1:42.535	31.497	42.268	28.770	15	13:30:04.761	1:42.247	31.252	42.055	28.940
97	16:31:26.904	1:44.653	31.815	44.161	28.677	16	13:31:46.730	1:41.969	31.312	41.917	28.740
98	16:33:06.903	1:39.999	31.085	41.249	27.665	17	13:33:29.180	1:42.450	31.533	42.379	28.538
p99	16:34:44.782	1:37.879	31.062	41.832		18	13:35:11.413	1:42.233	31.373	41.989	28.871
100	16:37:27.170	2:42.388		42.012	28.071	19	13:36:54.075	1:42.662	31.805	42.351	28.506
101	16:39:09.572	1:42.402	32.761	42.021	27.620	20	13:38:36.284	1:42.209	31.461	42.115	28.633
102	16:40:48.840	1:39.268	30.942	40.893	27.433	21	13:40:19.786	1:43.502	31.676	42.296	29.530
103	16:42:29.371	1:40.531	31.278	41.250	28.003	22	13:42:03.259	1:43.473	31.711	43.181	28.581
104	16:44:13.010	1:43.639	32.870	41.649	29.120	23	13:43:46.029	1:42.770	31.662	42.014	29.094
105	16:47:01.610	2:48.600	33.394	1:17.785	57.421	24	13:45:28.653	1:42.624	32.266	41.945	28.413
106	16:49:12.064	2:10.454	43.999	54.724	31.731	25	13:47:10.438	1:41.785	31.192	42.233	28.360
107	16:50:55.518	1:43.454	31.039	42.680	29.735	26	13:48:52.341	1:41.903	31.497	42.062	28.344
108	16:52:36.650	1:41.132	31.211	41.140	28.781	27	13:50:33.869	1:41.528	31.215	42.069	28.244
109	16:54:18.517	1:41.867	31.311	42.034	28.522	28	13:52:15.298	1:41.429	31.122	42.025	28.282
110	16:56:01.246	1:42.729	31.062	41.926	29.741	29	13:53:57.947	1:42.649	31.037	42.205	29.407
111	16:57:47.161	1:45.915	31.303			30	13:55:40.051	1:42.104	31.213	42.199	28.692
112	17:04:37.555	6:50.394	31.197	5:49.007	30.190	31	13:57:21.694	1:41.643	31.318	41.921	28.404
113	17:06:27.899	1:50.344	33.110	47.347	29.887	32	13:59:03.598	1:41.904	31.462	41.973	28.469
114	17:08:17.778	1:49.879	33.552	45.479	30.848	33	14:00:47.668	1:44.070	31.203	41.810	31.057
115	17:10:02.970	1:45.192	33.116	42.955	29.121	34	14:02:29.419	1:41.751	31.399	41.987	28.365
116	17:11:46.057	1:43.087	32.317	42.699	28.071	p35	14:04:09.626	1:40.207	31.322	43.720	
117	17:13:28.243	1:42.186	31.724	42.216	28.246	36	14:06:48.777	2:39.151		44.837	29.044
p118	17:15:09.774	1:41.531	31.704	43.361		37	14:08:34.337	1:45.560	31.901	44.177	29.482
119	17:17:50.619	2:40.845		44.273	28.992	38	14:10:20.563	1:46.226	33.789	43.389	29.048
120	17:19:36.460	1:45.841	32.733	44.283	28.825	39	14:12:05.295	1:44.732	31.723	43.867	29.142
121	17:21:19.887	1:43.427	31.722	42.774	28.931	40	14:13:50.717	1:45.422	31.804	44.646	28.972
122	17:23:04.284	1:44.397	31.817	43.708	28.872	41	14:15:35.555	1:44.838	32.460	43.196	29.182
123	17:24:47.491	1:43.207	31.670	42.800	28.737	42	14:17:18.838	1:43.283	31.740	43.016	28.527

(220) Zoe WENHAM / Ryan BURKE / Guy WENHAM

Clerk of the Course.

Sig : Time :

Chief Timekeeper : Ian Sharp (SMART Timing)

Results available at [www.speedhive.com](http://www.speedhive.com) and [www.smart-timing.co.uk](http://www.smart-timing.co.uk)

Orbits



## DDMC Saloon Car Festival

Fun Cup

Croft 2.125 miles

Race 2

18/05/2019 12:57

Race (5:00:00 Time) started at 13:02:40

Lap	Time of Day	Lap Tm	S1	S2	S3	Lap	Time of Day	Lap Tm	S1	S2	S3
43	14:19:01.475	1:42.637	31.451	42.431	28.755	109	16:31:06.921	1:42.063	31.849	41.863	28.351
44	14:20:46.916	1:45.441	32.324	44.155	28.962	p110	16:32:44.332	1:37.411	31.412	41.696	
45	14:22:30.971	1:44.055	32.188	43.208	28.659	111	16:35:13.474	2:29.142	41.001	41.001	27.742
46	14:24:19.768	1:48.797	32.232	46.346	30.219	112	16:36:52.419	1:38.945	30.655	40.908	27.382
47	14:26:03.466	1:43.698	31.919	42.705	29.074	113	16:38:30.861	1:38.442	30.627	40.636	27.179
48	14:27:47.445	1:43.979	31.733	43.461	28.785	114	16:40:09.587	1:38.726	30.331	40.249	28.146
49	14:29:29.835	1:42.390	31.812	42.222	28.356	115	16:41:50.327	1:40.740	31.840	41.608	27.292
50	14:31:12.535	1:42.700	31.468	42.756	28.476	116	16:43:33.812	1:43.485	31.157	41.778	30.550
51	14:32:55.462	1:42.927	31.733	42.641	28.553	117	16:46:48.278	3:14.466	53.184	1:24.825	56.457
52	14:34:39.263	1:43.801	31.741	42.739	29.321	118	16:49:05.900	2:17.622	47.796	58.084	31.742
53	14:37:26.537	2:47.274	36.259	1:24.789	46.226	119	16:50:44.625	1:38.725	30.901	40.660	27.164
54	14:39:55.283	2:28.746	56.074	1:00.779	31.893	120	16:52:25.516	1:40.891	30.752	41.898	28.241
55	14:41:39.441	1:44.158	32.512	42.847	28.799	121	16:54:07.590	1:42.074	31.587	41.902	28.585
56	14:44:24.940	2:45.499	48.031	1:05.412	52.056	122	16:55:50.399	1:42.809	30.789	43.408	28.612
p57	14:46:55.654	2:30.714	47.493	1:01.606		123	16:57:32.251	1:41.852	30.728	42.169	28.955
58	14:49:34.788	2:39.134		45.589	30.261	124	16:59:13.564	1:41.313	31.319	41.837	28.157
59	14:52:03.465	2:28.677	45.011	1:05.968	37.698	125	17:00:55.705	1:42.141	30.996	41.974	29.171
60	14:54:27.288	2:23.823	46.019	1:01.137	36.667	126	17:03:50.713	2:55.008	44.445	1:25.023	45.540
61	14:56:56.465	2:29.177	46.655	1:03.960	38.562	127	17:06:11.039	2:20.326	56.850	51.104	32.372
62	14:59:53.117	2:56.652	56.311	1:15.079	45.262	128	17:07:53.180	1:42.141	31.622	42.311	28.208
63	15:02:16.391	2:23.274	53.810	56.460	33.004	129	17:09:34.618	1:41.438	31.477	41.908	28.053
64	15:04:03.618	1:47.227	33.128	43.937	30.162	130	17:11:16.303	1:41.685	31.983	42.175	27.527
65	15:05:48.210	1:44.592	32.297	42.847	29.448	131	17:12:58.304	1:42.001	31.881	42.331	27.789
66	15:07:33.296	1:45.086	33.058	42.878	29.150	p132	17:14:39.312	1:41.008	31.874	42.774	
67	15:09:18.610	1:45.314	32.680	42.732	29.902	133	17:17:09.558	2:30.246		41.861	28.369
68	15:11:02.482	1:43.872	31.979	42.911	28.982	134	17:18:51.297	1:41.739	31.429	41.761	28.549
69	15:12:47.205	1:44.723	32.119	43.121	29.483	135	17:20:32.796	1:41.499	31.456	41.741	28.302
70	15:14:29.758	1:42.553	31.665	42.040	28.848	136	17:22:15.202	1:42.406	30.734	42.669	29.003
71	15:16:11.934	1:42.176	31.179	42.068	28.929	137	17:23:57.152	1:41.950	30.749	42.590	28.611
72	15:17:53.889	1:41.955	31.228	42.147	28.580	138	17:25:39.594	1:42.442	30.921	42.972	28.549
73	15:19:34.956	1:41.067	30.963	41.307	28.797	139	17:27:21.386	1:41.792	31.323	41.906	28.563
74	15:21:17.147	1:42.191	31.917	41.511	28.763	140	17:29:03.597	1:42.211	31.279	42.121	28.811
75	15:22:57.645	1:40.498	30.656	41.125	28.717	141	17:30:45.861	1:42.264	31.710	42.168	28.386
76	15:24:38.572	1:40.927	31.644	41.168	28.115	142	17:32:26.706	1:40.845	30.755	41.746	28.344
77	15:26:18.044	1:39.472	30.641	40.795	28.036	143	17:34:07.348	1:40.642	30.469	41.903	28.270
78	15:27:59.274	1:41.230	30.997	41.137	29.096	144	17:35:49.265	1:41.917	30.959	41.947	29.011
79	15:29:40.332	1:41.058	31.784	40.895	28.379						
80	15:31:20.354	1:40.022	30.738	40.925	28.359						
81	15:33:02.784	1:42.430	30.851	43.626	27.953	(97) Ellis HADLEY / Stuart OLIVER / Martin GIBSON					
82	15:34:41.735	1:38.951	30.476	40.703	27.772	1	13:04:33.634	1:49.893	34.954	45.072	29.867
83	15:36:21.301	1:39.566	30.789	40.828	27.949	2	13:06:18.482	1:44.848	32.407	43.518	28.923
84	15:38:03.739	1:42.438	32.439	41.906	28.093	3	13:08:02.672	1:44.190	32.033	43.396	28.761
85	15:39:43.679	1:39.940	30.901	41.059	27.980	4	13:09:50.122	1:47.450	31.786	42.475	33.189
86	15:41:24.124	1:40.445	30.637	40.916	28.892	5	13:11:33.213	1:43.091	32.088	42.544	28.459
p87	15:43:03.087	1:38.963	30.936	42.815		6	13:13:15.901	1:42.688	31.533	42.441	28.714
88	15:45:34.195	2:31.108		42.894	28.680	7	13:14:58.613	1:42.712	31.810	42.557	28.345
89	15:47:16.180	1:41.985	31.681	41.869	28.435	8	13:16:40.304	1:41.691	31.358	42.153	28.180
90	15:49:01.059	1:44.879	32.010	43.906	28.963	9	13:18:22.392	1:42.088	31.254	42.122	28.712
91	15:51:30.322	2:29.263	32.740	1:05.602	50.921	10	13:20:05.071	1:42.679	31.365	41.985	29.329
92	15:54:48.209	3:17.887	1:03.570	1:23.239	51.078	11	13:23:14.375	3:09.304	1:03.930	1:32.179	33.195
93	15:58:08.615	3:20.406	1:06.539	1:27.048	46.819	12	13:24:57.070	1:42.695	31.365	42.802	28.528
94	16:00:30.192	2:21.577	51.561	1:00.062	29.954	13	13:26:39.444	1:42.374	31.384	41.999	28.991
95	16:02:13.638	1:43.446	33.294	41.523	28.629	14	13:28:21.547	1:42.103	31.143	42.205	28.755
96	16:03:54.625	1:40.987	30.776	41.629	28.582	15	13:30:03.805	1:42.258	31.164	42.095	28.999
97	16:05:34.648	1:40.023	31.041	41.304	27.678	16	13:31:45.668	1:41.863	31.157	42.208	28.498
98	16:07:24.563	1:49.915	31.151	48.946	29.818	17	13:33:28.130	1:42.462	31.410	42.493	28.559
99	16:09:48.709	2:24.146	35.598	52.368	56.180	18	13:35:09.663	1:41.533	31.063	42.009	28.461
100	16:13:11.836	3:23.127	1:06.716	1:24.160	52.251	19	13:36:52.084	1:42.421	31.253	42.486	28.682
101	16:16:39.817	3:27.981	57.094	1:32.524	58.363	20	13:38:35.683	1:43.599	32.020	42.875	28.704
102	16:19:24.720	2:44.903	1:07.859	1:08.693	28.351	21	13:40:19.259	1:43.576	32.115	42.042	29.419
103	16:21:04.081	1:39.361	30.565	41.251	27.545	22	13:42:02.598	1:43.339	31.922	42.738	28.679
104	16:22:43.518	1:39.437	30.719	41.029	27.689	23	13:43:45.245	1:42.647	31.635	42.004	29.008
105	16:24:23.438	1:39.920	30.485	41.133	28.302	24	13:45:27.049	1:41.804	31.233	41.881	28.690
106	16:26:03.687	1:40.249	30.645	41.305	28.299	25	13:47:08.309	1:41.260	30.933	41.776	28.551
107	16:27:43.844	1:40.157	30.543	41.362	28.252	26	13:48:50.673	1:42.364	30.985	42.136	29.243
108	16:29:24.858	1:41.014	30.710	41.442	28.862	27	13:50:32.365	1:41.692	31.463	41.822	28.407
						28	13:52:14.707	1:42.342	31.289	42.648	28.405

Clerk of the Course.

Orbits

Sig : Time :  
 Chief Timekeeper : Ian Sharp (SMART Timing)  
 Results available at [www.speedhive.com](http://www.speedhive.com) and [www.smart-timing.co.uk](http://www.smart-timing.co.uk)



## DDMC Saloon Car Festival

Fun Cup

Croft 2.125 miles

Race 2

18/05/2019 12:57

Race (5:00:00 Time) started at 13:02:40

Lap	Time of Day	Lap Tm	S1	S2	S3	Lap	Time of Day	Lap Tm	S1	S2	S3
29	13:53:56.251	1:41.544	30.771	42.319	28.454	p95	16:34:44.049	1:42.168			
30	13:55:37.475	1:41.224	31.034	41.693	28.497	96	16:37:29.200	2:45.151			
31	13:57:19.391	1:41.916	31.094	41.974	28.848	97	16:39:12.358	1:43.158			
32	13:59:01.703	1:42.312	31.040	43.021	28.251	98	16:40:51.183	1:38.825			
33	14:00:42.561	1:40.858	31.150	41.422	28.286	99	16:42:29.714	1:38.531			
34	14:02:24.131	1:41.570	31.008	41.830	28.732	100	16:44:17.372	1:47.658			
p35	14:04:06.519	1:42.388	33.497	43.439		101	16:47:02.947	2:45.575			
36	14:06:57.547	2:51.028		43.564	29.116	102	16:49:13.454	2:10.507			
37	14:08:41.561	1:44.014	32.207	43.219	28.588	103	16:50:56.387	1:42.933			
38	14:10:24.785	1:43.224	32.027	42.536	28.661	104	16:52:57.779	2:01.392			
39	14:12:07.917	1:43.132	31.948	42.561	28.623	105	16:54:39.668	1:41.889			
40	14:13:51.230	1:43.313	31.845	42.654	28.814	106	16:56:20.883	1:41.215			
41	14:15:34.444	1:43.214	31.991	42.738	28.485	107	16:58:02.242	1:41.359			
42	14:17:16.843	1:42.399	31.554	42.350	28.495	108	16:59:45.818	1:43.576			
43	14:19:00.259	1:43.416	31.489	42.813	29.114	109	17:01:31.084	1:45.266			
44	14:20:42.710	1:42.451	31.517	42.253	28.681	110	17:04:00.028	2:28.944			
45	14:22:26.844	1:44.134	31.644	44.184	28.306	111	17:06:19.303	2:19.275			
46	14:24:09.064	1:42.220	31.363	42.088	28.769	112	17:08:03.017	1:43.714			
47	14:25:52.996	1:43.932	31.760	43.235	28.937	113	17:09:46.559	1:43.542			
48	14:27:35.472	1:42.476	31.900	42.156	28.420	114	17:11:31.106	1:44.547			
49	14:29:18.217	1:42.745	31.520	42.572	28.653	115	17:13:16.250	1:45.144			
50	14:31:00.032	1:41.815	31.355	41.941	28.519	116	17:14:59.928	1:43.678			
51	14:32:42.606	1:42.574	31.597	42.354	28.623	117	17:16:42.973	1:43.045			
52	14:34:24.788	1:42.182	31.463	42.411	28.308	118	17:18:24.956	1:41.983			
53	14:37:20.847	2:56.059	37.844	1:32.173	46.042	119	17:20:09.324	1:44.368			
54	14:39:49.532	2:28.685	56.147	1:02.450	30.088	p120	17:21:50.097	1:40.773			
55	14:41:35.225	1:45.693	31.547	44.938	29.208	121	17:24:47.262	2:57.165			
56	14:44:18.860	2:43.635	49.496	1:06.064	48.075	122	17:26:34.570	1:47.308			
p57	14:46:52.963	2:34.103	50.096	1:02.651		123	17:28:21.334	1:46.764			
58	14:49:43.008	2:50.045		45.173	29.963	124	17:30:07.801	1:46.467			
59	14:52:05.607	2:22.599	40.829	1:03.896	37.874	125	17:31:53.236	1:45.435			
60	14:54:29.962	2:24.355	46.035	1:01.482	36.838	126	17:33:37.993	1:44.757			
61	14:56:59.267	2:29.305	45.851	1:03.848	39.606	127	17:35:22.066	1:44.073			
62	14:59:55.810	2:56.543	56.087	1:15.135	45.321	128	17:37:07.503	1:45.437			
63	15:02:17.741	2:21.931	53.345	55.982	32.604	129	17:38:59.101	1:51.598			
64	15:04:04.372	1:46.631	33.309	43.467	29.855	130	17:41:11.395	2:12.294			
65	15:05:50.469	1:46.097	31.956	44.843	29.298	131	17:43:45.406	2:34.011			
66	15:07:34.737	1:44.268	31.789	43.622	28.857	132	17:45:33.017	1:47.611			
67	15:09:19.271	1:44.534	31.913	43.347	29.274	133	17:47:18.644	1:45.627			
68	15:11:04.364	1:45.093	31.548	44.381	29.164	134	17:49:02.976	1:44.332			
69	15:12:50.707	1:46.343	32.045	43.982	30.316	135	17:50:47.588	1:44.612			
70	15:14:36.291	1:45.584	31.743	44.940	28.901	136	17:52:33.088	1:45.500			
71	15:16:19.123	1:42.832	31.063	42.616	29.153	137	17:54:18.590	1:45.502			
72	15:18:06.339	1:47.216	33.198	44.315	29.703	138	17:56:04.843	1:46.253			
73	15:19:48.619	1:42.280	31.049	42.497	28.734	139	17:57:51.313	1:46.470			
74	15:21:31.401	1:42.782	30.989	42.966	28.827	140	17:59:36.450	1:45.137			
75	15:23:14.714	1:43.313	31.156	43.029	29.128	141	18:01:20.879	1:44.429			
76	15:24:58.897	1:44.183	31.997	43.085	29.101	142	18:03:04.919	1:44.040			
77	15:26:42.201	1:43.304	31.458	42.724	29.122	143	18:04:48.670	1:43.751			
78	15:28:27.192	1:44.991	32.476	42.537	29.978						
79	15:30:09.940	1:42.748	31.051	42.586	29.111						
80	15:31:55.411	1:45.471	32.283	43.785	29.403	(107) Andrew DUNN / Paul STEWART / Allan DALLAS / Ali McKEVER					
81	15:33:40.565	1:45.154	32.025	43.584	29.545	1	13:04:34.638	1:49.847	35.930	44.594	29.323
82	15:35:23.422	1:42.857	32.152	43.794		2	13:06:20.019	1:45.381	32.000	43.583	29.798
83	15:38:27.334	3:03.912		44.851	28.370	3	13:08:03.439	1:43.420	31.634	42.668	29.118
84	15:40:10.501	1:43.167	31.915	42.911	28.341	4	13:09:46.635	1:43.196	31.656	42.340	29.200
85	16:17:08.948	36:58.447				5	13:11:29.400	1:42.765	31.713	42.130	28.922
86	16:19:39.879	2:30.931				6	13:13:11.978	1:42.578	31.879	41.999	28.700
87	16:21:20.350	1:40.471				7	13:14:54.147	1:42.169	31.544	42.121	28.504
88	16:22:59.074	1:38.724				8	13:16:36.949	1:42.802	31.470	42.226	29.106
89	16:24:39.654	1:40.580				9	13:18:22.411	1:45.462	31.748	44.545	29.169
90	16:26:18.104	1:38.450				10	13:20:05.435	1:43.024	31.901	42.320	28.803
91	16:27:58.399	1:40.295				11	13:23:15.535	3:10.100	1:04.612	1:32.115	33.373
92	16:29:41.858	1:43.459				12	13:24:58.225	1:42.690	31.531	42.475	28.684
93	16:31:23.991	1:42.133				13	13:26:40.535	1:42.310	31.296	42.241	28.773
94	16:33:01.881	1:37.890				14	13:28:23.481	1:42.946	31.307	42.292	29.347
						15	13:30:05.331	1:41.850	31.605	41.704	28.541

Clerk of the Course.

Sig : Time :

Chief Timekeeper : Ian Sharp (SMART Timing)

Results available at [www.speedhive.com](http://www.speedhive.com) and [www.smart-timing.co.uk](http://www.smart-timing.co.uk)

Printed: 18/05/2019 18:51:25

Orbits





## DDMC Saloon Car Festival

Fun Cup

Croft 2.125 miles

Race 2

18/05/2019 12:57

Race (5:00:00 Time) started at 13:02:40

Lap	Time of Day	Lap Tm	S1	S2	S3	Lap	Time of Day	Lap Tm	S1	S2	S3
16	13:31:47.321	1:41.990	31.380	41.998	28.612	82	17:35:09.814	1:44.231	31.540	43.361	29.330
17	13:33:29.863	1:42.542	31.320	42.351	28.871	83	17:36:54.594	1:44.780	32.320	43.127	29.333
18	13:35:11.483	1:41.620	31.139	42.013	28.468	84	17:38:50.055	1:55.461	37.686	46.613	31.162
19	13:36:52.772	1:41.289	31.408	41.467	28.414	85	17:41:09.257	2:19.202	33.088	48.938	57.176
20	13:38:35.880	1:43.108	31.880	42.604	28.624	86	17:43:44.040	2:34.783	1:05.971	58.455	30.357
21	13:40:19.765	1:43.885	31.743	41.718	30.424	87	17:45:29.471	1:45.431	31.490	44.774	29.167
22	13:42:02.428	1:42.663	31.428	42.235	29.000	88	17:47:12.904	1:43.433	30.906	43.669	28.858
23	13:43:44.648	1:42.220	31.597	41.787	28.836	89	17:48:56.508	1:43.604	31.357	43.014	29.233
24	13:45:26.421	1:41.773	31.366	41.733	28.674	90	17:50:39.980	1:43.472	30.987	43.384	29.101
25	13:47:07.608	1:41.187	31.118	41.729	28.340	91	17:52:22.700	1:42.720	30.765	43.024	28.931
26	13:48:49.154	1:41.546	31.166	42.055	28.325	92	17:54:05.658	1:42.958	30.892	42.928	29.138
27	13:50:31.017	1:41.863	31.301	41.955	28.607	93	17:55:49.673	1:44.015	31.296	43.545	29.174
28	13:52:12.345	1:41.328	30.936	41.631	28.761	p94	17:57:50.919	2:01.246	33.732	52.365	
29	13:53:54.505	1:42.160	31.151	42.041	28.968						
30	13:55:36.583	1:42.078	31.474	42.015	28.589						
31	13:57:18.500	1:41.917	31.339	41.831	28.747						
32	13:59:00.528	1:42.028	31.204	42.488	28.336						
p33	14:01:41.319	2:40.791	31.271	41.500		(125) Paul LEWIS / Ryan LEWIS					
34	15:45:09.748	1:43:28.429		42.777	28.544	1	13:04:33.193	1:50.329	34.991	45.155	30.183
35	15:46:51.532	1:41.784	31.332	42.261	28.191	2	13:06:31.050	1:57.857	44.985	43.576	29.296
36	15:48:32.668	1:41.136	30.787	41.809	28.540	3	13:08:16.329	1:45.279	32.302	43.300	29.677
p37	15:51:14.313	2:41.645	38.572	1:20.413		4	13:10:03.742	1:47.413	32.416	45.100	29.897
38	15:58:24.068	7:09.755		1:15.846	50.699	5	13:11:49.994	1:46.252	32.474	44.224	29.554
39	16:00:39.887	2:15.819	50.070	55.262	30.487	6	13:13:34.906	1:44.912	33.168	42.723	29.021
40	16:02:24.700	1:44.813	31.942	43.469	29.402	7	13:15:18.748	1:43.842	31.974	42.922	28.946
41	16:04:08.225	1:43.525	32.462	42.224	28.839	8	13:17:02.044	1:43.296	31.843	42.601	28.852
42	16:05:50.833	1:42.608	30.662	43.295	28.651	9	13:18:46.314	1:44.270	31.949	43.041	29.280
43	16:09:26.350	3:35.517	59.024	1:43.666	52.827	10	13:20:30.104	1:43.790	32.123	42.689	28.978
44	16:12:52.924	3:26.574	1:07.856	1:29.405	49.313	11	13:23:27.308	2:57.204	49.711	1:31.196	36.297
45	16:15:02.805	2:09.881	54.840	45.545	29.496	12	13:25:12.204	1:44.896	32.594	43.397	28.905
46	16:16:49.594	1:46.789	32.194	42.980	31.615	13	13:26:55.675	1:43.471	31.959	42.627	28.885
47	16:19:31.718	2:42.124	1:08.790	1:04.827	28.507	14	13:28:39.596	1:43.921	31.710	42.998	29.213
48	16:21:13.473	1:41.755	30.537	42.059	29.159	15	13:30:23.845	1:44.249	32.041	43.328	28.880
49	16:22:53.650	1:40.177	30.283	42.007	27.887	16	13:32:07.466	1:43.621	31.813	42.921	28.887
50	16:24:35.749	1:42.099	31.554	41.568	28.977	17	13:33:50.760	1:43.294	31.586	42.623	29.085
51	16:26:16.687	1:40.938	31.177	41.655	28.106	18	13:35:35.230	1:44.470	33.313	42.287	28.870
52	16:27:58.110	1:41.423	30.720	42.442	28.261	19	13:37:19.800	1:44.570	31.933	43.644	28.993
53	16:29:41.859	1:43.749	32.324	42.263	29.162	20	13:39:03.525	1:43.725	31.715	42.991	29.019
54	16:31:25.399	1:43.540	31.847	43.575	28.118	21	13:40:47.224	1:43.699	31.608	42.869	29.222
p55	16:33:01.411	1:36.012	30.312	41.308		22	13:42:30.640	1:43.416	31.458	42.751	29.207
56	16:36:33.317	3:31.906		44.356	29.095	23	13:44:13.516	1:42.876	31.506	42.519	28.851
57	16:38:15.434	1:42.117	31.866	42.477	27.774	24	13:45:57.122	1:43.606	31.589	42.881	29.136
58	16:39:56.966	1:41.532	31.299	41.531	28.702	25	13:47:40.414	1:43.292	31.386	42.586	29.320
59	16:41:37.987	1:41.021	31.596	41.659	27.766	26	13:49:23.604	1:43.190	31.831	42.159	29.200
60	16:43:24.670	1:46.683	32.390	44.620	29.673	27	13:51:07.404	1:43.800	31.542	42.191	30.067
61	16:46:40.495	3:15.825	56.124	1:25.669	54.032	28	13:52:51.474	1:44.070	31.518	43.040	29.512
62	16:49:01.692	2:21.197	50.222	58.815	32.160	29	13:54:35.621	1:44.147	32.763	42.503	28.881
63	16:50:43.423	1:41.731	33.323	41.012	27.396	30	13:56:18.436	1:42.815	31.567	42.415	28.833
64	16:52:29.664	1:46.241	32.981	44.087	29.173	31	13:58:00.799	1:42.363	31.530	42.162	28.671
p65	16:55:13.641	2:43.977	32.984	42.535		32	13:59:43.796	1:42.997	31.736	42.511	28.750
66	17:04:02.503	8:48.862		1:10.713	42.751	p33	14:01:26.004	1:42.208	31.725	43.404	
67	17:06:20.909	2:18.406	57.551	50.618	30.237	34	14:04:12.028	2:46.024			3:13.103
68	17:08:06.292	1:45.383	32.430	43.377	29.576	35	14:05:57.116	1:45.088			
69	17:09:55.487	1:49.195	34.994	44.847	29.354	36	14:07:41.926	1:44.810			
70	17:11:41.531	1:46.044	32.934	43.679	29.431	37	14:09:25.698	1:43.772			
71	17:13:26.979	1:45.448	32.711	43.992	28.745	38	14:11:10.557	1:44.859			
72	17:15:15.538	1:48.559	32.578	45.972	30.009	39	14:12:55.763	1:45.206			
73	17:17:03.478	1:47.940	33.177	44.246	30.517	40	14:14:40.774	1:45.011			
74	17:18:50.095	1:46.617	32.497	44.504	29.616	41	14:16:24.891	1:44.117			
75	17:20:39.304	1:49.209	34.350	44.685	30.174	42	14:18:09.127	1:44.236			
76	17:22:27.871	1:48.567	33.533	44.129	30.905	43	14:19:53.122	1:43.995			
p77	17:24:12.682	1:44.811	32.864	44.518		44	14:21:36.500	1:43.378			
78	17:28:08.509	3:55.827		49.842	30.466	45	14:23:20.621	1:44.121			
79	17:29:55.126	1:46.617	32.193	45.110	29.314	46	14:25:04.795	1:44.174			
80	17:31:40.807	1:45.681	32.185	44.333	29.163	47	14:26:48.948	1:44.153			
81	17:33:25.583	1:44.776	31.734	43.823	29.219	48	14:28:32.782	1:43.834			
						49	14:30:16.984	1:44.202			
						50	14:32:00.732	1:43.748			
						51	14:33:44.953	1:44.221			

Clerk of the Course. \_\_\_\_\_ Orbits \_\_\_\_\_

Sig : \_\_\_\_\_ Time : \_\_\_\_\_  
 Chief Timekeeper : Ian Sharp (SMART Timing)

Results available at [www.speedhive.com](http://www.speedhive.com) and [www.smart-timing.co.uk](http://www.smart-timing.co.uk)

## DDMC Saloon Car Festival

Fun Cup

Croft 2.125 miles

Race 2

18/05/2019 12:57

Race (5:00:00 Time) started at 13:02:40

Lap	Time of Day	Lap Tm	S1	S2	S3	Lap	Time of Day	Lap Tm	S1	S2	S3
52	14:35:32.826	1:47.873				23	13:43:56.433	1:43.505	31.924	42.873	28.708
53	14:37:41.498	2:08.672				24	13:45:40.751	1:44.318	32.314	43.106	28.898
54	14:40:09.980	2:28.482				25	13:47:23.794	1:43.043	31.527	42.537	28.979
55	14:41:56.857	1:46.877				26	13:49:07.156	1:43.362	32.002	42.377	28.983
56	14:44:36.763	2:39.906				27	13:50:52.447	1:45.291	32.405	44.072	28.814
p57	14:47:13.328	2:36.565				28	13:52:35.530	1:43.083	31.619	42.366	29.098
58	14:50:14.069	3:00.741	4:23.112	44.850	29.344	29	13:54:18.268	1:42.738	31.863	42.102	28.773
59	14:52:14.030	1:59.961	33.162	50.584	36.215	30	13:56:01.164	1:42.896	31.485	42.630	28.781
60	14:54:38.528	2:24.498	48.412	58.555	37.531	31	13:57:43.877	1:42.713	31.697	42.367	28.649
61	14:57:08.795	2:30.267	48.195	1:01.578	40.494	32	13:59:27.426	1:43.549	31.778	42.493	29.278
62	15:00:04.853	2:56.058	57.323	1:14.129	44.606	p33	14:01:11.415	1:43.989	32.168	45.046	
63	15:02:22.255	2:17.402	56.633	50.058	30.711	34	14:04:16.608	3:05.193		49.981	30.284
64	15:04:08.825	1:46.570	32.289	44.536	29.745	35	14:06:08.941	1:52.333	35.397	46.913	30.023
65	15:05:55.888	1:47.063	32.513	44.801	29.749	36	14:07:59.231	1:50.290	34.056	46.683	29.551
66	15:07:39.149	1:43.261	31.403	43.277	28.581	37	14:09:49.989	1:50.758	33.648	46.935	30.175
67	15:09:22.898	1:43.749	31.564	42.793	29.392	38	14:11:39.054	1:49.065	34.015	45.500	29.550
68	15:11:06.676	1:43.778	31.164	42.363	30.251	39	14:13:27.796	1:48.742	33.411	45.635	29.696
69	15:12:50.852	1:44.176	31.750	42.351	30.075	40	14:15:16.230	1:48.434	32.909	45.768	29.757
70	15:14:33.935	1:43.083	31.776	42.539	28.768	41	14:17:04.198	1:47.968	32.964	45.010	29.994
71	15:16:15.508	1:41.573	31.130	41.460	28.983	42	14:18:52.560	1:48.362	33.444	45.497	29.421
72	15:18:13.467	1:57.959	45.906	43.251	28.802	43	14:20:41.428	1:48.868	33.722	45.287	29.859
73	15:19:56.668	1:43.201	31.372	42.727	29.102	44	14:22:30.000	1:48.572	32.701	45.485	30.386
74	15:21:39.737	1:43.069	31.574	42.582	28.913	45	14:24:20.788	1:50.788	32.833	46.088	31.867
75	15:23:21.332	1:41.595	31.193	41.667	28.735	46	14:26:07.439	1:46.651	32.781	44.138	29.732
76	15:25:02.858	1:41.526	31.258	41.743	28.525	47	14:27:54.475	1:47.036	32.982	44.573	29.481
77	15:26:43.732	1:40.874	30.810	41.393	28.671	48	14:29:40.565	1:46.090	32.792	44.250	29.048
78	15:28:26.791	1:43.059	31.327	42.430	29.302	49	14:31:27.938	1:47.373	33.197	44.330	29.846
79	15:30:07.118	1:40.327	30.492	41.349	28.486	50	14:33:13.868	1:45.930	32.516	44.185	29.229
80	15:31:47.300	1:40.182	30.985	41.000	28.197	51	14:35:03.516	1:49.648	33.959	44.660	31.029
81	15:34:06.772	2:19.472	30.908	1:17.863	30.701	52	14:37:32.250	2:28.734	35.161	1:07.431	46.142
82	15:35:48.834	1:42.062	31.273	42.293	28.496	53	15:12:29.885	34:57.635	54.845	45.745	29.185
83	15:37:30.259	1:41.425	31.164	41.698	28.563	54	15:14:11.737	1:41.852	31.455	41.854	28.543
84	15:39:13.503	1:43.244	31.095	42.585	29.564	55	15:15:52.760	1:41.023	31.147	41.709	28.167
p85	15:40:54.291	1:40.788	32.462	42.282		56	15:17:35.709	1:42.949	31.030	42.267	29.652
86	15:43:52.008	2:57.717		43.615	29.855	57	15:19:17.651	1:41.942	31.137	42.480	28.325
87	15:45:35.135	1:43.127	31.578	42.753	28.796	58	15:20:58.536	1:40.885	30.810	41.590	28.485
88	15:47:17.342	1:42.207	31.100	42.304	28.803	59	15:22:38.384	1:39.848	30.453	41.214	28.181
p89	15:56:01.946	8:44.604	31.237	7:14.314		60	15:24:19.574	1:41.190	30.562	41.186	29.442
90	16:22:58.484	26:56.538		41.578	28.336	61	15:25:59.662	1:40.088	30.585	40.977	28.526
91	16:24:40.663	1:42.179	31.213	42.957	28.009	62	15:27:42.698	1:43.036	30.833	42.241	29.962
92	16:26:22.405	1:41.742	31.745	41.838	28.159	63	15:29:24.831	1:42.133	30.704	42.017	29.412
93	16:28:03.527	1:41.122	31.463	41.502	28.157	64	15:31:04.262	1:39.431	30.580	41.122	27.729
						65	15:32:44.080	1:39.818	30.739	41.071	28.008
						66	15:34:25.553	1:41.473	31.253	41.687	28.533
						67	15:36:05.015	1:39.462	30.381	41.491	27.590
						68	15:37:44.240	1:39.225	30.201	41.135	27.889
						69	15:39:24.063	1:39.823	30.390	40.926	28.507
						70	15:41:08.766	1:44.703	32.193	43.580	28.930
						71	15:42:50.627	1:41.861	31.252	41.619	28.990
						p72	15:44:29.178	1:38.551	31.086	41.996	
						73	15:47:21.177	2:51.999		45.289	29.920
						74	15:49:09.963	1:48.786	33.106	45.637	30.043
						75	15:51:32.987	2:23.024	34.832	56.459	51.733
						76	15:54:50.600	3:17.613	1:02.488	1:23.640	51.485
						77	15:58:10.793	3:20.193	1:08.181	1:25.057	46.955
						78	16:00:31.003	2:20.210	51.333	59.391	29.486
						79	16:02:17.067	1:46.064	33.393	43.957	28.714
						80	16:04:01.880	1:44.813	32.198	43.587	29.028

(61) Harry SENIOR / Paul VOAKES

1	13:04:37.957	1:52.110	36.506	45.234	30.370
2	13:06:26.600	1:48.643	34.243	44.282	30.118
3	13:08:12.852	1:46.252	33.186	43.513	29.553
4	13:09:57.748	1:44.896	32.748	43.233	28.915
5	13:11:43.201	1:45.453	32.922	42.829	29.702
6	13:13:26.448	1:43.247	32.162	42.539	28.546
7	13:15:11.492	1:45.044	32.490	42.996	29.558
8	13:16:54.970	1:43.478	31.647	42.311	29.520
9	13:18:38.522	1:43.552	31.634	42.633	29.285
10	13:20:21.383	1:42.861	31.504	42.167	29.190
11	13:23:17.787	2:56.404	53.258	1:30.861	32.285
12	13:25:00.438	1:42.651	31.794	41.872	28.985
13	13:26:43.508	1:43.070	31.761	42.466	28.843
14	13:28:28.147	1:44.639	31.734	42.509	30.396
15	13:30:11.905	1:43.758	31.637	42.962	29.159
16	13:31:55.079	1:43.174	31.438	42.641	29.095
17	13:33:37.883	1:42.804	31.681	42.167	28.956
18	13:35:20.498	1:42.615	31.372	42.305	28.938
19	13:37:03.224	1:42.726	31.439	42.484	28.803
20	13:38:46.567	1:43.343	31.425	43.068	28.850
21	13:40:29.790	1:43.223	31.797	42.635	28.791
22	13:42:12.928	1:43.138	31.953	42.515	28.670

(214) Alex MacLEOD / Paul RIVETT

1	13:05:01.980	2:16.257	39.015	47.555	49.687
2	13:06:52.477	1:50.497	33.777	45.975	30.745
3	13:08:41.830	1:49.353	33.868	45.520	29.965
4	13:10:30.204	1:48.374	33.261	45.081	30.032
5	13:12:20.891	1:50.687	34.309	46.841	29.537
6	13:14:07.468	1:46.577	33.185	43.839	29.553

Clerk of the Course.

Sig : Time :

Chief Timekeeper : Ian Sharp (SMART Timing)

Results available at [www.speedhive.com](http://www.speedhive.com) and [www.smart-timing.co.uk](http://www.smart-timing.co.uk)

Printed: 18/05/2019 18:51:25

Orbits



## DDMC Saloon Car Festival

Fun Cup

Croft 2.125 miles

Race 2

18/05/2019 12:57

Race (5:00:00 Time) started at 13:02:40

Lap	Time of Day	Lap Tm	S1	S2	S3	Lap	Time of Day	Lap Tm	S1	S2	S3
7	13:15:56.380	<b>1:48.912</b>	32.481	43.758	32.673						
8	15:30:52.424	<b>1:45.604</b>	33.626	49.874	29.901						
9	15:32:41.317	<b>1:48.893</b>	32.844	46.381	29.668						
10	15:34:30.387	<b>1:49.070</b>	35.660	43.913	29.497						
11	15:36:18.389	<b>1:48.002</b>	33.065	44.865	30.072						
p12	15:38:09.553	<b>1:51.164</b>	37.008	46.883							
13	15:41:29.190	<b>3:19.637</b>		41.852	27.926						
14	15:43:08.868	<b>1:39.678</b>	30.992	<b>40.680</b>	28.006						
15	15:44:50.584	<b>1:41.716</b>	30.289	40.956	30.471						
16	15:46:31.743	<b>1:41.159</b>	31.582	41.319	28.258						
17	15:48:11.895	<b>1:40.152</b>	30.406	41.777	27.969						
18	15:51:20.248	<b>3:08.353</b>	54.831	1:20.973	52.549						
19	15:54:38.541	<b>3:18.293</b>	1:05.129	1:22.644	50.520						
20	15:57:58.887	<b>3:20.346</b>	1:05.726	1:28.488	46.132						
21	16:00:23.332	<b>2:24.445</b>	54.701	1:01.081	28.663						
22	16:02:03.915	<b>1:40.583</b>	31.312	41.571	<b>27.700</b>						
p23	16:03:44.398	<b>1:40.483</b>	31.258	41.823							
24	16:29:54.757	<b>26:10.359</b>		46.841	30.224						
25	16:31:44.632	<b>1:49.875</b>	33.738	46.550	29.587						
26	16:33:35.205	<b>1:50.573</b>	34.608	47.086	28.879						
27	16:35:20.833	<b>1:45.628</b>	32.394	44.537	28.697						
28	16:37:06.603	<b>1:45.770</b>	32.303	44.819	28.648						
29	16:38:53.592	<b>1:46.989</b>	32.212	46.235	28.542						
30	16:41:19.935	<b>2:26.343</b>	32.081	1:22.563	31.699						
31	16:43:07.681	<b>1:47.746</b>	34.938	43.028	29.780						
32	16:44:55.683	<b>1:48.002</b>	33.448	44.868	29.686						
33	16:47:08.617	<b>2:12.934</b>	33.369	46.821	52.744						
34	16:49:17.264	<b>2:08.647</b>	42.801	54.309	31.537						
35	16:51:03.274	<b>1:46.010</b>	32.172	43.535	30.303						
36	16:52:52.438	<b>1:49.164</b>	34.144	45.892	29.128						
37	16:54:42.036	<b>1:49.598</b>	32.799	47.065	29.734						
38	16:56:32.081	<b>1:50.045</b>	32.339	45.130	32.576						
39	16:58:20.452	<b>1:48.371</b>	32.780	45.573	30.018						
40	17:00:11.777	<b>1:51.325</b>	33.527	46.953	30.845						
41	17:02:06.760	<b>1:54.983</b>	34.308	49.496	31.179						
42	17:04:07.382	<b>2:00.622</b>	34.436	48.646	37.540						
43	17:06:27.284	<b>2:19.902</b>	56.908	52.731	30.263						
44	17:08:19.312	<b>1:52.028</b>	33.917	45.680	32.431						
45	17:10:07.213	<b>1:47.901</b>	33.362	45.269	29.270						
46	17:11:57.708	<b>1:50.495</b>	35.001	46.159	29.335						
47	17:13:50.000	<b>1:52.292</b>	34.744	47.457	30.091						
p48	17:15:41.190	<b>1:51.190</b>	34.914	47.552							
49	17:24:58.769	<b>9:17.579</b>		43.529	29.304						
50	17:26:42.868	<b>1:44.099</b>	32.317	42.919	28.863						
51	17:28:26.087	<b>1:43.219</b>	31.816	42.694	28.709						
52	17:30:09.593	<b>1:43.506</b>	31.549	42.533	29.424						
53	17:31:53.564	<b>1:43.971</b>	31.235	43.141	29.595						
54	17:33:36.332	<b>1:42.768</b>	31.603	42.702	28.463						
55	17:35:18.791	<b>1:42.459</b>	31.497	42.532	28.430						
56	17:37:00.675	<b>1:41.884</b>	31.215	42.279	28.390						
57	17:38:57.172	<b>1:56.497</b>	38.747	47.228	30.522						
58	17:41:11.166	<b>2:13.994</b>	31.860	44.446	57.688						
59	17:43:44.441	<b>2:33.275</b>	1:05.275	57.925	30.075						
60	17:45:29.813	<b>1:45.372</b>	31.178	45.447	28.747						
61	17:47:13.179	<b>1:43.366</b>	30.921	43.740	28.705						
62	17:48:56.646	<b>1:43.467</b>	31.229	43.254	28.984						
63	17:50:42.197	<b>1:45.551</b>	30.999	44.940	29.612						
64	17:52:25.087	<b>1:42.890</b>	31.238	42.844	28.808						
65	17:54:05.953	<b>1:40.866</b>	30.402	41.962	28.502						
66	17:55:47.230	<b>1:41.277</b>	31.268	41.909	28.100						
67	17:57:27.539	<b>1:40.309</b>	<b>30.272</b>	41.714	28.323						
68	17:59:08.403	<b>1:40.864</b>	30.307	41.759	28.798						
69	18:00:48.587	<b>1:40.184</b>	30.720	41.485	27.979						
70	18:02:27.980	<b>1:39.393</b>	30.387	41.226	27.780						
71	18:04:07.593	<b>1:39.613</b>	30.320	41.020	28.273						

Clerk of the Course.

Orbits

Sig : Time :

Chief Timekeeper : Ian Sharp (SMART Timing)

Results available at [www.speedhive.com](http://www.speedhive.com) and [www.smart-timing.co.uk](http://www.smart-timing.co.uk)



## DDMC Saloon Car Festival

## Lapchart

Fun Cup

Croft 2.125 miles

Race 2

18/05/2019 12:57

Race (5:00:00 Time) started at 13:02:40

### Competitors

	Laps																	
	0	1	2	3	4	5	6	7	8	9	10	11	12	13	14	15	16	
Fabio RANDACCIO / Farquini DEOTT (225)	1	225	225	49	49	49	49	49	49	49	49	49	49	49	49	49	49	
Paul LEWIS / Ryan LEWIS (125)	2	125	49	225	225	225	225	225	225	107	225	225	225	225	225	225	225	
Zoe WENHAM / Ryan BURKE / Guy WENHAM (220)	3	220	220	97	97	107	107	107	107	225	170	170	170	170	170	170	170	
Jack MEINS / Max LYNN / Andrew BENTLEY (49)	4	49	125	107	107	220	220	220	170	170	220	220	220	97	97	97	97	
Ellis HADLEY / Stuart OLIVER / Martin GIBSON (97)	5	97	97	220	220	170	170	170	220	220	97	97	97	221	221	221	221	
Gary BATE / Simon SMITH (207)	6	207	107	170	170	97	97	97	97	97	107	107	107	221	220	220	1	1
Derek BASHAM / Rob PERRY (171)	7	171	207	207	207	146	146	146	146	146	146	221	221	107	107	1	220	220
Neil PLIMMER / Ben PITCH (146)	8	146	171	171	171	61	61	61	221	221	221	146	146	1	1	107	107	107
Andrew DUNN / Paul STEWART / Allan DALLAS / Ali McKEVER (107)	9	107	170	146	146	207	267	267	61	1	1	1	1	61	61	146	146	146
John ALVEY / James ABRAM (188)	10	188	146	61	61	267	207	221	1	61	61	61	61	146	146	61	61	61
Colin KINGSNORTH / Jonathan HOAD (170)	11	170	267	267	267	221	221	111	267	267	267	267	267	267	267	267	267	267
Kristian ROSE / Chris WEATHERALL / Chris DOVELL (267)	12	267	61	111	111	111	249	1	111	111	111	111	111	111	111	111	111	111
Alex MacLEOD / Paul RIVETT (214)	13	214	111	104	221	249	111	207	104	207	207	125	125	125	125	125	125	125
Harry SENIOR / Paul VOAKES (61)	14	61	104	221	104	104	104	104	207	125	125	207	207	207	207	212	212	212
Craig BUTTERWORTH / Ian WOOD (111)	15	111	249	249	249	171	1	125	125	110	110	110	110	171	171	171	171	171
Edward WORTHINGTON / Rod BARRETT / John ILEY (251)	16	251	221	125	125	125	171	171	171	171	171	171	171	212	212	207	104	104
Rob CROYDON / Charlie KENNEDY (104)	17	104	251	110	1	1	125	110	110	212	212	212	212	195	195	104	207	207
Rory BROWN / Alan BROWN / Sam BROWN (249)	18	249	110	251	110	110	110	212	212	195	195	195	195	104	104	195	195	195
Mark HOLME / Nick NUNN (110)	19	110	188	1	251	251	212	195	195	104	104	104	104	222	222	222	222	222
Andy BICKNELL / Harry MAILER / Riley PHILLIPS (221)	20	221	99	188	212	212	195	251	251	251	251	222	222	110	251	99	99	99
Jonathan CURRIE / Morgan TILLBROOK (99)	21	99	1	99	195	195	251	222	222	222	222	251	251	251	99	251	251	251
Adrian WATT / Jack WATT / Joseph WATT (222)	22	222	212	212	188	222	222	99	99	99	99	99	99	99	188	188	188	249
Edward BRIDLE / Christopher BRIDLE / Jon KING (195)	23	195	195	195	99	188	99	188	188	188	188	188	188	249	249	249	249	188
Steve WALTON / Greg EVANS (212)	24	212	222	222	222	99	188	214	214	249	249	249	249	188	110	110	110	110
Neil BURROUGHS / Chris HART (1)	25	1	214	214	214	214	214	249	249	214	214	214	214	214	214	214	214	214

Clerk of the Course.

Orbits

Sig : Time :  
 Chief Timekeeper : Ian Sharp (SMART Timing)  
 Results available at [www.speedhive.com](http://www.speedhive.com) and [www.smart-timing.co.uk](http://www.smart-timing.co.uk)



## DDMC Saloon Car Festival

## Lapchart

Fun Cup

Croft 2.125 miles

Race 2

18/05/2019 12:57

Race (5:00:00 Time) started at 13:02:40

### Competitors

### Laps

	17	18	19	20	21	22	23	24	25	26	27	28	29	30	31	32	33
Fabio RANDACCIO / Farquini DEOTT (225)	49	225	170	170	170	1	1	1	1	1	1	1	225	1	225	170	225
Paul LEWIS / Ryan LEWIS (125)	225	170	225	225	225	225	225	225	225	225	225	225	1	225	170	225	221
Zoe WENHAM / Ryan BURKE / Guy WENHAM (220)	170	49	221	221	1	170	170	170	170	170	170	170	170	170	221	221	97
Jack MEINS / Max LYNN / Andrew BENTLEY (49)	221	221	49	49	221	49	49	49	49	107	107	107	221	221	107	107	49
Ellis HADLEY / Stuart OLIVER / Martin GIBSON (97)	97	97	97	1	49	107	107	107	107	49	221	221	107	107	97	97	220
Gary BATE / Simon SMITH (207)	1	1	1	97	97	97	97	97	97	221	49	49	97	97	49	49	61
Derek BASHAM / Rob PERRY (171)	220	220	107	107	107	221	221	221	221	97	97	97	49	49	220	220	146
Neil PLIMMER / Ben PITCH (146)	107	107	220	220	220	220	220	220	220	220	220	220	220	220	146	146	267
Andrew DUNN / Paul STEWART / Allan DALLAS / Ali McKEVER (107)	146	146	146	146	61	61	61	146	146	146	146	146	146	146	146	267	171
John ALVEY / James ABRAM (188)	61	61	61	61	146	146	146	61	61	61	267	267	267	267	61	61	125
Colin KINGSNORTH / Jonathan HOAD (170)	267	267	267	267	267	267	267	267	267	267	61	61	61	61	111	111	1
Kristian ROSE / Chris WEATHERALL / Chris DOVELL (267)	111	111	111	111	111	111	111	111	111	111	111	111	111	111	111	104	222
Alex MacLEOD / Paul RIVETT (214)	125	212	212	104	104	104	104	104	104	104	104	104	212	104	171	195	107
Harry SENIOR / Paul VOAKES (61)	212	125	104	212	212	212	212	212	212	212	212	212	104	171	125	171	170
Craig BUTTERWORTH / Ian WOOD (111)	171	104	125	125	125	125	125	125	125	125	171	171	171	125	207	125	111
Edward WORTHINGTON / Rod BARRETT / John ILEY (251)	104	171	171	171	171	171	171	171	171	171	125	125	125	195	195	1	104
Rob CROYDON / Charlie KENNEDY (104)	195	195	195	195	195	195	195	195	195	195	195	195	195	195	207	1	222
Rory BROWN / Alan BROWN / Sam BROWN (249)	207	207	207	207	207	207	207	207	207	207	207	207	207	207	222	212	195
Mark HOLME / Nick NUNN (110)	222	222	222	222	222	222	222	222	222	222	222	222	222	222	212	212	207
Andy BICKNELL / Harry MAILER / Riley PHILLIPS (221)	251	251	251	99	99	249	249	249	249	249	249	249	249	249	251	249	249
Jonathan CURRIE / Morgan TILLBROOK (99)	99	99	99	249	249	99	99	99	99	99	99	99	99	251	249	99	99
Adrian WATT / Jack WATT / Joseph WATT (222)	249	249	249	188	188	188	251	251	251	251	251	251	188	99	251	251	251
Edward BRIDLE / Christopher BRIDLE / Jon KING (195)	188	188	188	251	251	251	188	188	188	188	188	188	99	188	188	188	188
Steve WALTON / Greg EVANS (212)	110	110	110	110	110	110	110	110	110	110	110	110	110	110	110	110	110
Neil BURROUGHS / Chris HART (1)	214	214	214	214	214	214	214	214	214	214	214	214	214	214	214	214	214

Clerk of the Course.

Orbits

Sig : Time :  
 Chief Timekeeper : Ian Sharp (SMART Timing)  
 Results available at [www.speedhive.com](http://www.speedhive.com) and [www.smart-timing.co.uk](http://www.smart-timing.co.uk)





## DDMC Saloon Car Festival

## Lapchart

Fun Cup

Croft 2.125 miles

Race 2

18/05/2019 12:57

Race (5:00:00 Time) started at 13:02:40

### Competitors

### Laps

	34	35	36	37	38	39	40	41	42	43	44	45	46	47	48	49	50
Fabio RANDACCIO / Farquini DEOTT (225)	1	221	221	221	1	1	1	1	1	1	1	1	1	1	1	1	1
Paul LEWIS / Ryan LEWIS (125)	2	225	225	1	221	221	221	225	225	225	225	225	225	225	225	225	225
Zoe WENHAM / Ryan BURKE / Guy WENHAM (220)	3	97	97	220	220	220	225	225	221	221	97	97	97	97	97	97	97
Jack MEINS / Max LYNN / Andrew BENTLEY (49)	4	49	49	225	225	225	220	220	97	97	221	221	221	221	221	104	104
Ellis HADLEY / Stuart OLIVER / Martin GIBSON (97)	5	220	220	97	97	97	97	97	220	220	220	220	220	104	104	104	170
Gary BATE / Simon SMITH (207)	6	267	1	170	170	170	170	170	170	170	170	170	170	170	170	220	220
Derek BASHAM / Rob PERRY (171)	7	222	170	49	104	104	104	104	104	104	104	104	104	220	220	220	146
Neil PLIMMER / Ben PITCH (146)	8	1	111	104	146	146	146	146	146	146	146	146	146	146	146	111	111
Andrew DUNN / Paul STEWART / Allan DALLAS / Ali McKEVER (107)	9	170	104	146	111	111	111	111	111	111	111	111	111	111	111	212	212
John ALVEY / James ABRAM (188)	10	111	146	111	49	49	49	212	212	212	212	212	212	212	212	267	267
Colin KINGSNORTH / Jonathan HOAD (170)	11	104	212	212	212	212	212	267	267	267	267	267	267	267	267	125	125
Kristian ROSE / Chris WEATHERALL / Chris DOVELL (267)	12	146	267	267	267	267	267	125	125	125	125	125	125	125	125	171	171
Alex MacLEOD / Paul RIVETT (214)	13	212	125	125	125	125	125	49	49	171	171	171	171	171	171	49	49
Harry SENIOR / Paul VOAKES (61)	14	125	171	171	171	171	171	171	49	49	49	49	49	49	49	195	195
Craig BUTTERWORTH / Ian WOOD (111)	15	61	61	61	61	195	195	195	195	195	195	195	195	195	195	222	222
Edward WORTHINGTON / Rod BARRETT / John ILEY (251)	16	171	195	207	195	61	61	61	61	61	61	61	222	222	222	61	61
Rob CROYDON / Charlie KENNEDY (104)	17	195	207	195	222	222	222	222	222	222	222	222	61	61	61	207	207
Rory BROWN / Alan BROWN / Sam BROWN (249)	18	207	222	222	249	249	249	249	249	249	249	249	249	249	207	207	221
Mark HOLME / Nick NUNN (110)	19	249	249	249	207	207	207	207	207	207	207	207	207	207	251	249	249
Andy BICKNELL / Harry MAILER / Riley PHILLIPS (221)	20	99	99	99	99	99	99	99	251	251	251	251	251	251	249	251	251
Jonathan CURRIE / Morgan TILLBROOK (99)	21	251	251	251	251	251	251	251	99	99	99	99	99	99	99	99	99
Adrian WATT / Jack WATT / Joseph WATT (222)	22	188	188	188	188	188	188	188	188	188	188	188	188	188	188	188	188
Edward BRIDLE / Christopher BRIDLE / Jon KING (195)	23	110	110	110	110	110	110	110	110	110	110	110	110	110	110	110	110
Steve WALTON / Greg EVANS (212)	24	107	107	107	107	107	107	107	107	107	107	107	107	107	107	107	107
Neil BURROUGHS / Chris HART (1)	25	214	214	214	214	214	214	214	214	214	214	214	214	214	214	214	214

Clerk of the Course.

Orbits

Sig : Time :  
 Chief Timekeeper : Ian Sharp (SMART Timing)  
 Results available at [www.speedhive.com](http://www.speedhive.com) and [www.smart-timing.co.uk](http://www.smart-timing.co.uk)





## DDMC Saloon Car Festival

## Lapchart

Fun Cup

Croft 2.125 miles

Race 2

18/05/2019 12:57

Race (5:00:00 Time) started at 13:02:40

### Competitors

### Laps

	51	52	53	54	55	56	57	58	59	60	61	62	63	64	65	66	67
Fabio RANDACCIO / Farquini DEOTT (225)	1	1	1	1	1	1	1	225	225	225	225	225	225	225	1	1	1
Paul LEWIS / Ryan LEWIS (125)	2	225	225	225	225	225	225	104	104	104	104	104	104	1	170	170	170
Zoe WENHAM / Ryan BURKE / Guy WENHAM (220)	3	97	97	97	97	104	104	104	170	170	170	170	170	170	225	225	225
Jack MEINS / Max LYNN / Andrew BENTLEY (49)	4	104	104	104	104	97	97	97	220	220	220	220	220	220	104	104	104
Ellis HADLEY / Stuart OLIVER / Martin GIBSON (97)	5	170	170	170	170	170	170	1	1	1	1	1	1	1	146	146	146
Gary BATE / Simon SMITH (207)	6	220	220	220	220	220	220	146	146	146	146	146	146	212	212	212	267
Derek BASHAM / Rob PERRY (171)	7	146	146	146	146	146	146	97	97	97	97	97	97	220	220	267	220
Neil PLIMMER / Ben PITCH (146)	8	111	111	111	111	111	111	267	267	267	267	267	267	267	267	111	97
Andrew DUNN / Paul STEWART / Allan DALLAS / Ali McKEVER (107)	9	212	212	212	212	212	212	212	212	212	212	212	212	97	111	220	171
John ALVEY / James ABRAM (188)	10	267	267	267	267	267	267	111	111	111	111	111	111	111	97	97	125
Colin KINGSNORTH / Jonathan HOAD (170)	11	125	125	125	125	125	125	125	125	125	125	125	125	125	125	171	111
Kristian ROSE / Chris WEATHERALL / Chris DOVELL (267)	12	171	171	171	171	171	171	171	171	171	171	171	171	171	171	125	104
Alex MacLEOD / Paul RIVETT (214)	13	195	195	195	195	195	195	195	195	195	195	195	195	195	195	195	195
Harry SENIOR / Paul VOAKES (61)	14	222	222	222	222	222	222	222	222	222	222	222	222	222	222	222	222
Craig BUTTERWORTH / Ian WOOD (111)	15	61	61	207	207	207	99	99	99	99	99	99	221	221	221	221	221
Edward WORTHINGTON / Rod BARRETT / John ILEY (251)	16	207	207	221	221	221	221	221	221	221	221	221	99	249	249	249	249
Rob CROYDON / Charlie KENNEDY (104)	17	221	221	249	99	249	207	207	207	207	207	207	99	207	207	207	207
Rory BROWN / Alan BROWN / Sam BROWN (249)	18	249	249	251	249	251	251	251	251	251	251	251	249	207	99	99	99
Mark HOLME / Nick NUNN (110)	19	251	251	99	251	99	249	249	249	249	249	249	251	251	251	251	251
Andy BICKNELL / Harry MAILER / Riley PHILLIPS (221)	20	99	99	188	188	49	188	49	49	49	49	49	49	49	49	49	49
Jonathan CURRIE / Morgan TILLBROOK (99)	21	188	188	49	49	188	49	188	188	188	188	188	188	188	188	188	188
Adrian WATT / Jack WATT / Joseph WATT (222)	22	49	49	110	110	110	110	110	110	110	110	110	110	110	110	110	110
Edward BRIDLE / Christopher BRIDLE / Jon KING (195)	23	110	110	61	61	61	61	61	61	61	61	61	61	61	61	61	61
Steve WALTON / Greg EVANS (212)	24	107	107	107	107	107	107	107	107	107	107	107	107	107	107	107	107
Neil BURROUGHS / Chris HART (1)	25	214	214	214	214	214	214	214	214	214	214	214	214	214	214	214	214

Clerk of the Course.

Orbits

Sig : Time :  
 Chief Timekeeper : Ian Sharp (SMART Timing)  
 Results available at [www.speedhive.com](http://www.speedhive.com) and [www.smart-timing.co.uk](http://www.smart-timing.co.uk)



## DDMC Saloon Car Festival

## Lapchart

Fun Cup

Croft 2.125 miles

Race 2

18/05/2019 12:57

Race (5:00:00 Time) started at 13:02:40

### Competitors

### Laps

	68	69	70	71	72	73	74	75	76	77	78	79	80	81	82	83	84	
Fabio RANDACCIO / Farquini DEOTT (225)	170	1	1	1	1	170	170	170	170	170	170	170	170	170	170	170	170	
Paul LEWIS / Ryan LEWIS (125)	1	170	170	170	170	225	225	225	225	225	225	225	225	225	225	225	1	
Zoe WENHAM / Ryan BURKE / Guy WENHAM (220)	225	225	225	225	225	1	1	1	1	1	1	1	1	1	1	1	225	
Jack MEINS / Max LYNN / Andrew BENTLEY (49)	146	146	146	146	146	146	146	146	146	146	146	146	146	146	146	146	146	
Ellis HADLEY / Stuart OLIVER / Martin GIBSON (97)	212	212	212	212	212	212	212	212	212	212	212	171	171	171	212	171	171	
Gary BATE / Simon SMITH (207)	267	267	267	267	267	267	267	267	267	267	171	212	212	212	267	111	111	
Derek BASHAM / Rob PERRY (171)	220	171	171	171	171	171	171	171	171	171	267	267	267	267	171	220	220	
Neil PLIMMER / Ben PITCH (146)	97	220	220	220	220	220	220	220	220	220	220	220	220	111	111	104	104	
Andrew DUNN / Paul STEWART / Allan DALLAS / Ali McKEVER (107)	171	97	125	125	111	111	111	111	111	111	111	111	111	111	220	220	212	212
John ALVEY / James ABRAM (188)	125	125	111	111	104	104	104	104	104	104	104	104	104	104	104	104	267	267
Colin KINGSNORTH / Jonathan HOAD (170)	111	111	97	97	97	97	97	97	97	97	125	125	125	97	97	125	125	
Kristian ROSE / Chris WEATHERALL / Chris DOVELL (267)	104	104	104	104	125	125	125	125	125	125	97	97	97	125	125	97	97	
Alex MacLEOD / Paul RIVETT (214)	195	195	195	195	195	195	195	195	195	195	195	195	195	195	195	195	195	
Harry SENIOR / Paul VOAKES (61)	222	222	222	222	222	222	222	249	249	249	249	249	249	249	249	249	249	
Craig BUTTERWORTH / Ian WOOD (111)	221	249	249	249	249	249	249	221	221	221	221	221	221	221	221	221	221	
Edward WORTHINGTON / Rod BARRETT / John ILEY (251)	249	221	221	221	221	221	221	99	99	99	99	99	99	99	207	207	49	49
Rob CROYDON / Charlie KENNEDY (104)	207	207	207	207	99	99	99	251	251	251	251	251	251	207	99	99	99	
Rory BROWN / Alan BROWN / Sam BROWN (249)	99	99	99	99	207	207	207	207	207	207	207	207	207	49	49	49	207	207
Mark HOLME / Nick NUNN (110)	251	251	251	251	251	251	251	49	49	49	49	49	49	251	251	251	251	
Andy BICKNELL / Harry MAILER / Riley PHILLIPS (221)	49	49	49	49	49	49	49	188	188	188	188	188	188	188	188	188	188	
Jonathan CURRIE / Morgan TILLBROOK (99)	188	188	188	188	188	188	188	110	110	110	110	110	110	110	110	110	110	
Adrian WATT / Jack WATT / Joseph WATT (222)	110	110	110	110	110	110	110	222	222	222	222	222	222	222	222	222	222	
Edward BRIDLE / Christopher BRIDLE / Jon KING (195)	61	61	61	61	61	61	61	61	61	61	61	61	61	107	107	107	107	
Steve WALTON / Greg EVANS (212)	107	107	107	107	107	107	107	107	107	107	107	107	107					
Neil BURROUGHS / Chris HART (1)	214	214	214	214														

Clerk of the Course.

Orbits

Sig : Time :  
 Chief Timekeeper : Ian Sharp (SMART Timing)  
 Results available at [www.speedhive.com](http://www.speedhive.com) and [www.smart-timing.co.uk](http://www.smart-timing.co.uk)



## DDMC Saloon Car Festival

## Lapchart

Fun Cup

Croft 2.125 miles

Race 2

18/05/2019 12:57

Race (5:00:00 Time) started at 13:02:40

### Competitors

	Laps																
	85	86	87	88	89	90	91	92	93	94	95	96	97	98	99	100	101
Fabio RANDACCIO / Farquini DEOTT (225)	1	170	170	225	170	170	170	170	170	170	225	225	225	225	225	225	225
Paul LEWIS / Ryan LEWIS (125)	2	225	225	111	171	225	225	225	225	225	170	1	1	1	1	1	1
Zoe WENHAM / Ryan BURKE / Guy WENHAM (220)	3	146	146	220	225	1	1	1	1	1	1	146	146	146	146	146	146
Jack MEINS / Max LYNN / Andrew BENTLEY (49)	4	171	171	170	1	146	146	146	146	146	146	170	170	170	170	170	170
Ellis HADLEY / Stuart OLIVER / Martin GIBSON (97)	5	111	111	171	146	212	212	212	212	212	104	104	104	104	104	104	104
Gary BATE / Simon SMITH (207)	6	220	220	1	212	220	111	111	111	111	212	212	212	212	212	212	212
Derek BASHAM / Rob PERRY (171)	7	1	1	146	220	111	220	220	220	220	111	111	111	111	111	111	111
Neil PLIMMER / Ben PITCH (146)	8	212	212	212	111	104	104	104	104	104	220	220	220	220	220	220	220
Andrew DUNN / Paul STEWART / Allan DALLAS / Ali McKEVER (107)	9	267	104	104	104	171	171	171	171	171	171	171	267	267	267	267	267
John ALVEY / James ABRAM (188)	10	104	267	267	267	267	267	267	267	267	267	267	171	171	171	171	171
Colin KINGSNORTH / Jonathan HOAD (170)	11	125	125	125	125	195	195	195	195	195	195	195	195	195	195	195	195
Kristian ROSE / Chris WEATHERALL / Chris DOVELL (267)	12	195	195	195	195	221	221	221	221	221	221	221	221	221	221	221	221
Alex MacLEOD / Paul RIVETT (214)	13	221	249	221	221	249	249	249	249	249	249	249	249	249	249	249	249
Harry SENIOR / Paul VOAKES (61)	14	249	221	249	249	99	99	99	99	99	99	99	99	99	99	99	99
Craig BUTTERWORTH / Ian WOOD (111)	15	207	207	207	99	251	251	251	251	251	251	251	251	251	251	251	251
Edward WORTHINGTON / Rod BARRETT / John ILEY (251)	16	99	99	99	251	125	49	49	49	49	49	49	49	49	49	49	49
Rob CROYDON / Charlie KENNEDY (104)	17	251	251	251	49	49	207	207	207	207	207	207	207	207	207	207	207
Rory BROWN / Alan BROWN / Sam BROWN (249)	18	49	49	49	207	207	110	110	110	110	110	110	110	110	110	110	110
Mark HOLME / Nick NUNN (110)	19	188	188	188	110	110	188	188	188	188	188	188	188	188	188	188	188
Andy BICKNELL / Harry MAILER / Riley PHILLIPS (221)	20	110	110	110	188	188	222	222	222	222	222	222	222	222	222	222	222
Jonathan CURRIE / Morgan TILLBROOK (99)	21	222	222	222	222	222	125	125	125	125	97	97	97	97	97	97	97
Adrian WATT / Jack WATT / Joseph WATT (222)	22	97	97	97	97	97	97	97	97	97	107						
Edward BRIDLE / Christopher BRIDLE / Jon KING (195)	23	107	107	107	107	107	107	107	107	107							
Steve WALTON / Greg EVANS (212)	24																
Neil BURROUGHS / Chris HART (1)	25																

Clerk of the Course.

Orbits

Sig :                      Time :  
 Chief Timekeeper : Ian Sharp (SMART Timing)  
 Results available at [www.speedhive.com](http://www.speedhive.com) and [www.smart-timing.co.uk](http://www.smart-timing.co.uk)



## DDMC Saloon Car Festival

## Lapchart

Fun Cup

Croft 2.125 miles

Race 2

18/05/2019 12:57

Race (5:00:00 Time) started at 13:02:40

### Competitors

### Laps

	102	103	104	105	106	107	108	109	110	111	112	113	114	115	116	117	118
Fabio RANDACCIO / Farquini DEOTT (225)	1	225	225	225	1	1	1	1	225	104	104	225	225	225	225	225	225
Paul LEWIS / Ryan LEWIS (125)	2	1	1	1	146	146	146	146	212	220	111	104	1	1	1	1	1
Zoe WENHAM / Ryan BURKE / Guy WENHAM (220)	3	146	146	146	225	225	225	225	104	146	171	1	104	104	104	104	104
Jack MEINS / Max LYNN / Andrew BENTLEY (49)	4	170	170	170	104	104	104	104	267	111	225	212	212	212	212	212	212
Ellis HADLEY / Stuart OLIVER / Martin GIBSON (97)	5	104	104	104	170	170	170	170	220	171	212	170	170	170	170	170	170
Gary BATE / Simon SMITH (207)	6	212	212	212	212	212	212	212	146	212	170	220	220	220	220	220	220
Derek BASHAM / Rob PERRY (171)	7	111	111	111	111	111	111	111	225	1	111	146	146	146	146	146	146
Neil PLIMMER / Ben PITCH (146)	8	220	220	220	220	220	220	220	171	170	220	146	111	111	111	111	111
Andrew DUNN / Paul STEWART / Allan DALLAS / Ali McKEVER (107)	9	267	267	267	267	267	267	267	170	1	146	171	171	171	171	171	171
John ALVEY / James ABRAM (188)	10	171	171	171	171	171	171	171	1	267	267	267	267	267	267	267	267
Colin KINGSNORTH / Jonathan HOAD (170)	11	195	195	195	195	195	195	195	195	195	195	195	195	195	195	195	195
Kristian ROSE / Chris WEATHERALL / Chris DOVELL (267)	12	221	221	221	221	221	221	221	221	221	221	221	221	221	221	221	221
Alex MacLEOD / Paul RIVETT (214)	13	249	249	249	249	249	249	249	249	249	249	249	249	249	249	249	249
Harry SENIOR / Paul VOAKES (61)	14	99	251	251	251	251	251	251	251	251	251	251	251	251	251	251	251
Craig BUTTERWORTH / Ian WOOD (111)	15	251	99	99	99	99	99	99	99	99	99	49	49	49	49	49	49
Edward WORTHINGTON / Rod BARRETT / John ILEY (251)	16	207	207	207	207	207	207	49	49	49	49	99	99	99	99	99	99
Rob CROYDON / Charlie KENNEDY (104)	17	49	49	49	49	49	49	110	110	110	110	110	110	110	110	110	110
Rory BROWN / Alan BROWN / Sam BROWN (249)	18	110	110	110	110	110	110	207	207	207	207	207	207	207	207	207	207
Mark HOLME / Nick NUNN (110)	19	188	188	188	188	188	188	188	188	188	188	188	188	188	188	188	188
Andy BICKNELL / Harry MAILER / Riley PHILLIPS (221)	20	222	222	222	222	222	222	222	222	222	222	222	222	222	222	222	222
Jonathan CURRIE / Morgan TILLBROOK (99)	21	97	97	97	97	97	97	97	97	97	97	97	97	97	97	97	97
Adrian WATT / Jack WATT / Joseph WATT (222)	22																
Edward BRIDLE / Christopher BRIDLE / Jon KING (195)	23																
Steve WALTON / Greg EVANS (212)	24																
Neil BURROUGHS / Chris HART (1)	25																

Clerk of the Course.

Orbits

Sig : Time :  
 Chief Timekeeper : Ian Sharp (SMART Timing)  
 Results available at [www.speedhive.com](http://www.speedhive.com) and [www.smart-timing.co.uk](http://www.smart-timing.co.uk)



## DDMC Saloon Car Festival

## Lapchart

Fun Cup

Croft 2.125 miles

Race 2

18/05/2019 12:57

Race (5:00:00 Time) started at 13:02:40

### Competitors

Fabio RANDACCIO / Farquini DEOTT (225)  
 Paul LEWIS / Ryan LEWIS (125)  
 Zoe WENHAM / Ryan BURKE / Guy WENHAM (220)  
 Jack MEINS / Max LYNN / Andrew BENTLEY (49)  
 Ellis HADLEY / Stuart OLIVER / Martin GIBSON (97)  
 Gary BATE / Simon SMITH (207)  
 Derek BASHAM / Rob PERRY (171)  
 Neil PLIMMER / Ben PITCH (146)  
 Andrew DUNN / Paul STEWART / Allan DALLAS / Ali McKEVER (107)  
 John ALVEY / James ABRAM (188)  
 Colin KINGSNORTH / Jonathan HOAD (170)  
 Kristian ROSE / Chris WEATHERALL / Chris DOVELL (267)  
 Alex MacLEOD / Paul RIVETT (214)  
 Harry SENIOR / Paul VOAKES (61)  
 Craig BUTTERWORTH / Ian WOOD (111)  
 Edward WORTHINGTON / Rod BARRETT / John ILEY (251)  
 Rob CROYDON / Charlie KENNEDY (104)  
 Rory BROWN / Alan BROWN / Sam BROWN (249)  
 Mark HOLME / Nick NUNN (110)  
 Andy BICKNELL / Harry MAILER / Riley PHILLIPS (221)  
 Jonathan CURRIE / Morgan TILLBROOK (99)  
 Adrian WATT / Jack WATT / Joseph WATT (222)  
 Edward BRIDLE / Christopher BRIDLE / Jon KING (195)  
 Steve WALTON / Greg EVANS (212)  
 Neil BURROUGHS / Chris HART (1)

### Laps

	119	120	121	122	123	124	125	126	127	128	129	130	131	132	133	134	135
1	225	1	1	1	1	1	1	1	1	1	1	1	1	1	1	104	111
2	1	225	225	225	225	225	225	225	225	104	104	104	104	170	104	111	146
3	104	104	104	104	104	104	104	104	104	170	170	170	170	220	111	171	267
4	212	212	212	212	170	170	170	170	170	220	220	220	220	104	146	146	1
5	170	170	170	170	212	220	220	220	220	111	111	111	111	111	171	267	170
6	220	220	220	220	220	111	111	111	111	146	146	146	146	146	267	1	104
7	111	111	111	111	111	146	146	146	146	171	171	171	171	171	171	170	220
8	146	146	146	146	146	171	171	171	171	267	267	267	267	267	220	220	171
9	267	267	171	171	171	267	267	267	267	225	225	225	225	225	225	225	225
10	171	171	267	267	267	212	195	195	195	195	195	195	195	195	195	195	195
11	195	195	195	195	195	195	221	221	221	221	221	249	249	249	249	249	249
12	221	221	221	221	221	221	249	249	249	249	249	251	251	251	251	251	251
13	249	249	249	249	249	249	251	251	251	251	251	221	221	221	221	221	221
14	251	251	251	251	251	251	212	212	212	212	212	212	212	212	212	212	212
15	49	49	49	49	49	49	49	49	49	49	49	49	49	49	49	49	49
16	99	99	99	99	99	99	99	99	99	110	110	110	99	99	99	99	99
17	207	110	110	110	110	110	110	110	110	99	99	99	110	110	110	110	110
18	110	207	207	207	207	207	207	207	207	207	207	207	207	207	207	207	207
19	188	188	188	188	188	188	188	188	188	188	188	188	188	188	188	188	188
20	222	222	222	222	222	222	222	222	222	222	222	222	222	222	222	222	222
21	97	97	97	97	97	97	97	97	97	97	97	97	97	97	97	97	97
22																	
23																	
24																	
25																	

Clerk of the Course.

Orbits

Sig :                      Time :  
 Chief Timekeeper : Ian Sharp (SMART Timing)  
 Results available at [www.speedhive.com](http://www.speedhive.com) and [www.smart-timing.co.uk](http://www.smart-timing.co.uk)





## DDMC Saloon Car Festival

## Lapchart

Fun Cup

Croft 2.125 miles

Race 2

18/05/2019 12:57

Race (5:00:00 Time) started at 13:02:40

### Competitors

### Laps

	136	137	138	139	140	141	142	143	144	145	146	147	148	149	150	151	152
Fabio RANDACCIO / Farquini DEOTT (225)	1	146	111	111	1	1	1	1	170	1	1	1	1	1	170	170	170
Paul LEWIS / Ryan LEWIS (125)	2	111	1	1	170	170	170	170	1	170	170	170	170	170	1	1	1
Zoe WENHAM / Ryan BURKE / Guy WENHAM (220)	3	267	170	170	146	146	146	146	146	146	146	146	146	104	146	146	146
Jack MEINS / Max LYNN / Andrew BENTLEY (49)	4	1	146	146	104	104	104	104	220	104	104	104	104	146	104	104	104
Ellis HADLEY / Stuart OLIVER / Martin GIBSON (97)	5	170	104	104	220	220	220	220	104	267	267	267	267	267	225	225	225
Gary BATE / Simon SMITH (207)	6	104	220	220	111	111	111	267	267	267	111	111	111	111	225	267	267
Derek BASHAM / Rob PERRY (171)	7	220	171	171	171	267	267	111	171	171	171	171	171	225	111	111	111
Neil PLIMMER / Ben PITCH (146)	8	171	267	267	267	171	171	171	111	111	225	225	225	171	171	171	171
Andrew DUNN / Paul STEWART / Allan DALLAS / Ali McKEVER (107)	9	225	225	225	225	225	225	225	225	195	195	195	195	195	195	195	195
John ALVEY / James ABRAM (188)	10	195	195	195	195	195	195	195	195	249	249	249	249	249	249	249	249
Colin KINGSNORTH / Jonathan HOAD (170)	11	249	249	249	249	249	249	249	249	221	221	221	221	221	221	221	221
Kristian ROSE / Chris WEATHERALL / Chris DOVELL (267)	12	251	251	251	251	221	221	221	221	221	251	251	251	251	251	251	251
Alex MacLEOD / Paul RIVETT (214)	13	221	221	221	221	251	251	251	251	212	212	212	212	212	212	212	212
Harry SENIOR / Paul VOAKES (61)	14	212	212	212	212	212	212	212	212	49	49	49	49	49	49	49	49
Craig BUTTERWORTH / Ian WOOD (111)	15	49	49	49	49	49	49	49	49	110	110	110	110	110	110	110	110
Edward WORTHINGTON / Rod BARRETT / John ILEY (251)	16	110	110	110	110	110	110	110	110	99	99	99	99	99	99	99	99
Rob CROYDON / Charlie KENNEDY (104)	17	99	99	99	99	99	99	99	99	207	207	207	207	207	207	207	207
Rory BROWN / Alan BROWN / Sam BROWN (249)	18	207	207	207	207	207	207	207	207	188	188	188	188	188	188	188	188
Mark HOLME / Nick NUNN (110)	19	188	188	188	188	188	188	188	188	222	222	222	222	222	222	222	222
Andy BICKNELL / Harry MAILER / Riley PHILLIPS (221)	20	222	222	222	222	222	222	222	222	222	222	222	222	222	222	222	222
Jonathan CURRIE / Morgan TILLBROOK (99)	21	97	97	97	97	97	97	97	97								
Adrian WATT / Jack WATT / Joseph WATT (222)	22																
Edward BRIDLE / Christopher BRIDLE / Jon KING (195)	23																
Steve WALTON / Greg EVANS (212)	24																
Neil BURROUGHS / Chris HART (1)	25																

Clerk of the Course.

Orbits

Sig : Time :  
 Chief Timekeeper : Ian Sharp (SMART Timing)

Results available at [www.speedhive.com](http://www.speedhive.com) and [www.smart-timing.co.uk](http://www.smart-timing.co.uk)

## DDMC Saloon Car Festival

## Lapchart

Fun Cup

Croft 2.125 miles

Race 2

18/05/2019 12:57

Race (5:00:00 Time) started at 13:02:40

### Competitors

### Laps

	153	154	155	156	157	158	159
Fabio RANDACCIO / Farquini DEOTT (225)	170	1	1	1	170	170	170
Paul LEWIS / Ryan LEWIS (125)	1	170	170	170	1	1	1
Zoe WENHAM / Ryan BURKE / Guy WENHAM (220)	146	146	146	146	225	225	225
Jack MEINS / Max LYNN / Andrew BENTLEY (49)	225	225	225	225	146	146	146
Ellis HADLEY / Stuart OLIVER / Martin GIBSON (97)	104	267	267	267	267	267	267
Gary BATE / Simon SMITH (207)	267	104	111	111	111	111	111
Derek BASHAM / Rob PERRY (171)	111	111	104	104	104	104	104
Neil PLIMMER / Ben PITCH (146)	171	171	171	171	171	171	171
Andrew DUNN / Paul STEWART / Allan DALLAS / Ali McKEVER (107)	195	195	195	195	195	195	195
John ALVEY / James ABRAM (188)	249	249	249	249	249		
Colin KINGSNORTH / Jonathan HOAD (170)	221	221	221	221			
Kristian ROSE / Chris WEATHERALL / Chris DOVELL (267)	251	251	251	251			
Alex MacLEOD / Paul RIVETT (214)	212	212	212				
Harry SENIOR / Paul VOAKES (61)	49	49					
Craig BUTTERWORTH / Ian WOOD (111)							
Edward WORTHINGTON / Rod BARRETT / John ILEY (251)							
Rob CROYDON / Charlie KENNEDY (104)							
Rory BROWN / Alan BROWN / Sam BROWN (249)							
Mark HOLME / Nick NUNN (110)							
Andy BICKNELL / Harry MAILER / Riley PHILLIPS (221)							
Jonathan CURRIE / Morgan TILLBROOK (99)							
Adrian WATT / Jack WATT / Joseph WATT (222)							
Edward BRIDLE / Christopher BRIDLE / Jon KING (195)							
Steve WALTON / Greg EVANS (212)							
Neil BURROUGHS / Chris HART (1)							

Clerk of the Course.

Sig : Time :

Chief Timekeeper : Ian Sharp (SMART Timing)

Results available at [www.speedhive.com](http://www.speedhive.com) and [www.smart-timing.co.uk](http://www.smart-timing.co.uk)

Printed: 18/05/2019 18:52:05

Orbits



## DDMC Saloon Car Festival

Sorted on best lap time

Northern Saloons & Sportscars Championship

Croft 2.125 miles

Warm Up

19/05/2019 12:00

Practice (15:00 Time) started at 12:00:06

Pos	No.	Name	Make/Model	CC	Class Code	Laps	Best Tm	Diff	Best Speed	2nd Best
1	2	Matty COBB	Lotus Elise	2400	A1	8	1:26.133		88.816	1:27.441
2	28	Ross MURRAY	Caterham C400	2000	E1	2	1:29.525	3.392	85.451	
3	91	Drew MYERSCOUGH	Caterham CSR	2300	A1	7	1:30.968	4.835	84.096	1:31.209
4	62	Paul RANKIN	Westfield	2000	E1	9	1:31.040	4.907	84.029	1:31.114
5	19	Kirk ARMITAGE	Ford Escort	3000	A1	8	1:31.194	5.061	83.887	1:31.354
6	77	Mark LEYBOURNE	Westfield FW	999	E2	9	1:32.504	6.371	82.699	1:32.531
7	65	Ian TOWERS	Raw Striker	998	E2	10	1:32.747	6.614	82.482	1:32.916
8	59	Damien McKAY	Ginetta G20	1600	E1	3	1:34.838	8.705	80.664	1:35.719
9	57	Phil JORDAN	Ginetta G50	3500	A1	9	1:35.093	8.960	80.448	1:35.366
10	7	Alan McPHERSON	MK Indy RR	998	A2	3	1:35.558	9.425	80.056	1:39.221
11	12	Scott HUBEL	Peugeot 205 T16	2000	A2	6	1:35.980	9.847	79.704	1:36.627
12	49	Mike WILLIAMSON	Mitsubishi EVO4	2000	B	8	1:36.065	9.932	79.634	1:36.745
13	16	Jonathan SWIFT	Honda Civic	2000	C	5	1:37.152	11.019	78.743	1:37.594
14	38	Peter COOKE	Ginetta G40	1800	A2	7	1:37.696	11.563	78.304	1:37.939
15	1	Simon SHERIDAN	Honda Civic	1600	D	4	1:37.967	11.834	78.088	1:39.302
16	30	Paul LIGHTBURN	BMW E36	2800	B	8	1:38.853	12.720	77.388	1:39.721
17	141	Ben GRIFFITHS	Honda Civic	1998	C	3	1:38.943	12.810	77.317	1:40.741
18	89	Dan KELL	Ford Sierra XR 4x4	1993	B	4	1:38.968	12.835	77.298	1:41.825
19	36	Clinton EWEN	BMW M3 E36	2998	B	7	1:39.355	13.222	76.997	1:40.295
20	23	Kelly ROBBIN	Toyota Celica	1800	A1	9	1:39.723	13.590	76.712	1:40.062
21	58	Jon GREENWOOD	Ginetta G40	1800	A2	9	1:40.221	14.088	76.331	1:40.297
22	15	David COX	Peugeot 205 GTi	2000	C	5	1:40.465	14.332	76.146	1:40.963
23	3	Peter HOUSE	VW Beetle		B	7	1:44.286	18.153	73.356	1:44.563
24	14	Louise CLAXTON	Peugeot Rally 106	1600	D	8	1:45.346	19.213	72.618	1:45.507

### Announcements

Car No.28 - No working transponder - Please fix before 1st Race.

Clerk of the Course.

Orbits

Sig : Time :

Chief Timekeeper : Ian Sharp (SMART Timing)

Results available at [www.speedhive.com](http://www.speedhive.com) and [www.smart-timing.co.uk](http://www.smart-timing.co.uk)

Printed: 19/05/2019 12:54:41



## DDMC Saloon Car Festival

### Northern Saloons & Sportscars Championship

Croft 2.125 miles

#### Warm Up

19/05/2019 12:00

#### Practice (15:00 Time) started at 12:00:06

Lap	Time of Day	Lap Tm	S1	S2	S3	SFSpd
(2) Matty COBB						
1	12:01:47.892			41.686	26.636	103.882
2	12:03:18.283	<b>1:30.391</b>	27.515	38.016	24.860	107.372
3	12:04:45.724	<b>1:27.441</b>	27.072	35.940	24.429	106.015
4	12:06:11.857	<b>1:26.133</b>	26.298	35.228	24.607	106.520
5	12:07:40.029	<b>1:28.172</b>	25.920	37.306	24.946	<b>107.544</b>
6	12:12:40.811	<b>5:00.782</b>	<b>25.631</b>	36.486	25.837	107.544
7	12:14:11.340	<b>1:30.529</b>	27.732	38.525	<b>24.272</b>	106.689
8	12:15:39.062	<b>1:27.722</b>	25.761	35.754	26.207	84.732

(28) Ross MURRAY						
1	12:04:32.127			<b>40.911</b>	<b>3:24.079</b>	
2	12:06:01.652	<b>1:29.525</b>				

(91) Drew MYERSCOUGH						
1	12:02:19.015			45.932	28.998	102.611
2	12:03:56.766	<b>1:37.751</b>	31.463	40.466	25.822	105.020
3	12:05:27.734	<b>1:30.968</b>	27.776	38.161	25.031	<b>106.015</b>
4	12:06:58.943	<b>1:31.209</b>	<b>27.297</b>	<b>37.467</b>	26.445	104.043
5	12:08:31.291	<b>1:32.348</b>	27.557	38.819	25.972	100.611
6	12:10:08.592	<b>1:37.301</b>	29.283	38.903	29.115	93.857
7	12:11:40.730	<b>1:32.138</b>	28.953	38.233	<b>24.952</b>	104.366

(62) Paul RANKIN						
1	12:01:42.967			41.227	25.212	101.832
2	12:03:14.081	<b>1:31.114</b>	29.071	<b>37.550</b>	<b>24.493</b>	<b>102.142</b>
3	12:04:46.528	<b>1:32.447</b>	28.491	39.069	24.887	99.272
4	12:06:17.568	<b>1:31.040</b>	28.244	38.190	24.606	100.310
5	12:07:49.628	<b>1:32.060</b>	28.416	38.495	25.149	100.310
6	12:09:22.867	<b>1:33.239</b>	28.338	39.921	24.980	100.914
7	12:10:55.904	<b>1:33.037</b>	28.376	39.613	25.048	97.824
8	12:12:30.727	<b>1:34.823</b>	29.061	39.663	26.099	101.218
9	12:14:02.065	<b>1:31.338</b>	<b>28.187</b>	38.270	24.881	100.460

(19) Kirk ARMITAGE						
1	12:02:08.142			42.895	26.878	103.084
2	12:03:44.325	<b>1:36.183</b>	30.004	40.108	26.071	104.366
3	12:05:15.679	<b>1:31.354</b>	27.895	<b>37.681</b>	25.778	105.184
4	12:06:46.873	<b>1:31.194</b>	27.790	37.879	<b>25.525</b>	<b>105.349</b>
5	12:11:06.227	<b>4:19.354</b>	28.307	37.790	25.776	105.020
6	12:12:40.590	<b>1:34.363</b>	<b>27.269</b>	39.546	27.548	103.561
7	12:14:12.752	<b>1:32.162</b>	27.791	38.624	25.747	104.366
8	12:15:44.567	<b>1:31.815</b>	28.446	37.689	25.680	105.020

(77) Mark LEYBOURNE						
1	12:02:18.749			42.934	27.757	94.120
2	12:03:54.481	<b>1:35.732</b>	31.707	38.326	<b>25.699</b>	95.053
3	12:05:27.699	<b>1:33.218</b>	28.428	38.888	25.902	<b>95.731</b>
4	12:07:01.482	<b>1:33.783</b>	28.507	38.072	27.204	93.726
5	12:08:35.565	<b>1:34.083</b>	<b>28.172</b>	39.769	26.142	95.188
6	12:10:08.096	<b>1:32.531</b>	28.228	38.398	25.905	95.459
7	12:11:40.600	<b>1:32.504</b>	28.511	<b>37.962</b>	26.031	95.188
8	12:13:16.998	<b>1:36.398</b>	29.621	39.889	26.888	94.120
9	12:14:50.113	<b>1:33.115</b>	28.476	38.354	26.285	94.120

(65) Ian TOWERS						
1	12:02:01.479			44.757	26.637	96.697
2	12:03:36.453	<b>1:34.974</b>	29.870	39.124	25.980	99.566
3	12:05:10.199	<b>1:33.746</b>	28.825	39.247	25.674	98.833
4	12:06:43.115	<b>1:32.916</b>	28.505	38.835	25.576	99.272
5	12:08:16.767	<b>1:33.652</b>	<b>28.317</b>	40.120	<b>25.215</b>	99.125
6	12:09:49.514	<b>1:32.747</b>	28.736	38.717	25.294	<b>99.863</b>
7	12:11:22.879	<b>1:33.365</b>	28.607	39.187	25.571	98.979
8	12:12:56.523	<b>1:33.644</b>	28.431	39.350	25.863	99.419
9	12:14:29.625	<b>1:33.102</b>	28.770	<b>38.660</b>	25.672	99.272

Lap	Time of Day	Lap Tm	S1	S2	S3	SFSpd
10	12:16:03.029	<b>1:33.404</b>	28.571	39.042	25.791	99.566

(59) Damien McKAY						
1	12:02:03.071			45.325	27.137	94.919
2	12:03:38.790	<b>1:35.719</b>	29.585	39.327	26.807	<b>97.682</b>
3	12:05:13.628	<b>1:34.838</b>	<b>29.066</b>	<b>39.080</b>	<b>26.692</b>	96.558

(57) Phil JORDAN						
1	12:02:17.757			45.773	28.812	92.947
2	12:04:00.921	<b>1:43.164</b>	33.048	42.604	27.512	95.053
3	12:05:38.507	<b>1:37.586</b>	30.233	40.342	27.011	94.518
4	12:07:14.861	<b>1:36.354</b>	29.839	39.415	27.100	94.785
5	12:08:51.269	<b>1:36.408</b>	29.767	39.780	26.861	91.928
6	12:10:26.635	<b>1:35.366</b>	30.031	<b>39.201</b>	<b>26.134</b>	95.731
7	12:12:01.728	<b>1:35.093</b>	<b>29.341</b>	39.555	26.197	95.595
8	12:14:40.091	<b>2:38.363</b>	34.540			<b>95.868</b>
9	12:16:20.764	<b>1:40.673</b>	31.644	41.218	27.811	91.802

(7) Alan McPHERSON						
1	12:02:09.507			44.022	27.589	94.651
2	12:03:48.728	<b>1:39.221</b>	29.992	41.587	27.642	<b>94.785</b>
3	12:05:24.286	<b>1:35.558</b>	29.503	<b>39.464</b>	<b>26.591</b>	93.465

(12) Scott HUBEL						
1	12:02:31.111			45.495	27.726	96.143
2	12:04:10.831	<b>1:39.720</b>	29.704	42.116	27.900	<b>97.399</b>
3	12:05:50.271	<b>1:39.440</b>	29.541	42.990	26.909	96.005
4	12:07:26.251	<b>1:35.980</b>	<b>29.360</b>	<b>40.228</b>	<b>26.392</b>	96.836
5	12:09:02.950	<b>1:36.699</b>	29.638	40.408	26.653	96.836
6	12:10:39.577	<b>1:36.627</b>	29.684	40.281	26.662	95.459

(49) Mike WILLIAMSON						
1	12:02:06.782					96.281
2	12:03:46.586	<b>1:39.804</b>	29.878			<b>108.941</b>
3	12:05:22.651	<b>1:36.065</b>	29.148			105.349
4	12:06:59.396	<b>1:36.745</b>	<b>28.967</b>			108.238
5	12:08:38.472	<b>1:39.076</b>	29.631			100.161
6	12:10:15.818	<b>1:37.346</b>	29.174			102.298
7	12:11:54.343	<b>1:38.525</b>	29.882			102.611
8	12:16:17.091	<b>4:22.748</b>	29.328			98.254

(16) Jonathan SWIFT						
1	12:01:40.613			44.130	28.655	89.957
2	12:03:22.932	<b>1:42.319</b>	32.064	42.988	27.267	89.957
3	12:05:00.526	<b>1:37.594</b>	<b>29.524</b>	40.901	27.169	<b>90.077</b>
4	12:06:37.678	<b>1:37.152</b>	29.737	<b>40.606</b>	<b>26.809</b>	89.358
5	12:08:26.294	<b>1:48.616</b>	33.867	45.128	29.621	74.070

(38) Peter COOKE						
1	12:01:39.803					83.157
2	12:03:21.668	<b>1:41.865</b>	32.186			83.260
3	12:05:01.618	<b>1:39.950</b>	31.233			83.989
4	12:06:40.457	<b>1:38.839</b>	30.636			82.240
5	12:08:19.289	<b>1:38.832</b>	30.319			83.157
6	12:09:57.228	<b>1:37.939</b>	30.324			83.467
7	12:11:34.924	<b>1:37.696</b>	<b>30.235</b>			<b>85.162</b>

(1) Simon SHERIDAN						
1	12:01:37.782			43.007	27.847	82.645
2	12:03:17.084	<b>1:39.302</b>	30.537	40.804	27.961	<b>83.989</b>
3	12:04:56.415	<b>1:39.331</b>	31.359	40.670	<b>27.302</b>	83.467
4	12:06:34.382	<b>1:37.967</b>	<b>30.179</b>	<b>40.326</b>	27.462	83.363

(30) Paul LIGHTBURN						
1	12:02:27.695			45.294	29.404	85.162
2	12:04:13.608	<b>1:45.913</b>	31.465	44.540	29.908	<b>87.153</b>

Clerk of the Course.

Sig : Time :  
Chief Timekeeper : Ian Sharp (SMART Timing)

Results available at [www.speedhive.com](http://www.speedhive.com) and [www.smart-timing.co.uk](http://www.smart-timing.co.uk)

Orbits



## DDMC Saloon Car Festival

### Northern Saloons & Sportscars Championship

Croft 2.125 miles

#### Warm Up

19/05/2019 12:00

#### Practice (15:00 Time) started at 12:00:06

Lap	Time of Day	Lap Tm	S1	S2	S3	SFSpd
3	12:06:00.185	<b>1:46.577</b>	31.587	41.344	33.646	85.270
4	12:07:42.339	<b>1:42.154</b>	32.277	40.512	29.365	83.885
5	12:09:22.060	<b>1:39.721</b>	30.583	40.780	<b>28.358</b>	86.927
6	12:11:03.406	<b>1:41.346</b>	31.598	41.020	28.728	84.839
7	12:12:45.142	<b>1:41.736</b>	30.136	42.138	29.462	86.479
8	12:14:23.995	<b>1:38.853</b>	<b>29.904</b>	<b>40.508</b>	28.441	83.675

#### (141) Ben GRIFFITHS

1	12:12:36.287			42.220	28.499	86.702
2	12:14:17.028	<b>1:40.741</b>	30.907	42.015	<b>27.819</b>	<b>86.814</b>
3	12:15:55.971	<b>1:38.943</b>	<b>30.279</b>	<b>40.584</b>	28.080	86.814

#### (89) Dan KELL

1	12:02:06.892			49.816	29.924	82.240
2	12:03:48.717	<b>1:41.825</b>	31.713	41.998	<b>28.114</b>	<b>87.040</b>
3	12:05:31.231	<b>1:42.514</b>	31.134	42.594	28.786	86.146
4	12:07:10.199	<b>1:38.968</b>	<b>30.317</b>	<b>40.535</b>	28.116	86.590

#### (36) Clinton EWEN

1	12:02:23.686			48.076	30.315	90.442
2	12:04:09.115	<b>1:45.429</b>	32.830	43.802	28.797	90.686
3	12:05:59.144	<b>1:50.029</b>	30.582	43.614	35.833	89.002
4	12:07:40.515	<b>1:41.371</b>	31.142	41.714	28.515	<b>91.055</b>
5	12:09:19.870	<b>1:39.355</b>	<b>29.749</b>	41.135	28.471	87.266
6	12:11:00.165	<b>1:40.295</b>	30.467	41.724	<b>28.104</b>	85.925
7	12:15:52.201	<b>4:52.036</b>	30.269	<b>40.543</b>	28.131	90.077

#### (23) Kelly ROBBIN

1	12:02:24.295			46.403	30.011	<b>85.054</b>
2	12:04:07.339	<b>1:43.044</b>	31.915	42.925	28.204	83.675
3	12:05:47.401	<b>1:40.062</b>	30.538	41.469	28.055	84.095
4	12:07:27.643	<b>1:40.242</b>	<b>30.374</b>	41.060	28.808	84.518
5	12:09:08.852	<b>1:41.209</b>	31.317	<b>40.900</b>	28.992	82.039
6	12:10:48.575	<b>1:39.723</b>	30.840	41.089	<b>27.794</b>	83.260
7	12:12:51.446	<b>2:02.871</b>	30.509	1:01.881	30.481	80.853
8	12:14:33.293	<b>1:41.847</b>	31.340	42.353	28.154	81.739
9	12:16:14.705	<b>1:41.412</b>	31.243	41.864	28.305	80.176

#### (58) Jon GREENWOOD

1	12:02:24.951			47.589	30.666	<b>86.590</b>
2	12:04:12.711	<b>1:47.760</b>	32.353	45.672	29.735	86.257
3	12:06:00.726	<b>1:48.015</b>	32.682	44.104	31.229	84.839
4	12:07:44.750	<b>1:44.024</b>	32.468	43.503	28.053	86.257
5	12:09:28.049	<b>1:43.299</b>	31.084	43.907	28.308	83.885
6	12:11:08.580	<b>1:40.531</b>	31.086	<b>41.531</b>	27.914	85.706
7	12:12:48.877	<b>1:40.297</b>	30.685	42.158	<b>27.454</b>	85.925
8	12:14:29.215	<b>1:40.338</b>	<b>30.313</b>	41.754	28.271	83.989
9	12:16:09.436	<b>1:40.221</b>	30.821	41.604	27.796	85.925

#### (15) David COX

1	12:01:51.445			45.727	28.612	86.035
2	12:03:32.832	<b>1:41.387</b>	31.481	42.005	27.901	87.722
3	12:05:13.297	<b>1:40.465</b>	30.764	42.265	<b>27.436</b>	<b>89.002</b>
4	12:06:54.443	<b>1:41.146</b>	30.900	<b>41.532</b>	28.714	86.702
5	12:08:35.406	<b>1:40.963</b>	<b>30.615</b>	42.337	28.011	85.815

#### (3) Peter HOUSE

1	12:04:11.680			48.957	30.688	81.441
2	12:06:01.387	<b>1:49.707</b>	33.766	46.840	29.101	<b>84.200</b>
3	12:07:49.015	<b>1:47.628</b>	33.296	46.200	28.132	83.157
4	12:09:35.050	<b>1:46.035</b>	32.499	45.264	28.272	83.989
5	12:11:19.613	<b>1:44.563</b>	32.254	44.204	<b>28.105</b>	83.571
6	12:13:03.899	<b>1:44.286</b>	32.414	<b>43.605</b>	28.267	82.951
7	12:14:50.800	<b>1:46.901</b>	<b>31.877</b>	43.692	31.332	65.343

#### (14) Louise CLAXTON

Lap	Time of Day	Lap Tm	S1	S2	S3	SFSpd
1	12:02:11.955			47.699	30.297	<b>81.048</b>
2	12:04:03.411	<b>1:51.456</b>	34.405	47.077	29.974	78.672
3	12:05:58.536	<b>1:55.125</b>	33.309	47.575	34.241	80.853
4	12:07:50.407	<b>1:51.871</b>	33.986	48.894	<b>28.991</b>	81.048
5	12:09:37.164	<b>1:46.757</b>	33.278	43.524	29.955	80.755
6	12:11:22.510	<b>1:45.346</b>	<b>32.567</b>	43.619	29.160	80.176
7	12:13:08.017	<b>1:45.507</b>	32.854	<b>43.225</b>	29.428	80.755
8	12:14:54.237	<b>1:46.220</b>	32.594	44.412	29.214	80.658

Clerk of the Course.

Sig : Time :  
Chief Timekeeper : Ian Sharp (SMART Timing)

Results available at [www.speedhive.com](http://www.speedhive.com) and [www.smart-timing.co.uk](http://www.smart-timing.co.uk)

Orbits





## DDMC Saloon Car Festival

Sorted on best lap time

Super Lap Scotland

Croft 2.125 miles

Practice

19/05/2019 12:23

Practice (20:00 Time) started at 12:25:23

Pos	No.	Name	Make/Model	Class Code	Laps	Best Tm	Diff	Best Speed	2nd Best
1	62	Paul RANKIN	Westfield	Guest	11	1:29.745		85.242	1:30.586
2	66	Frazer HUNTLY	Nissan Silvia 200sx	SLS-B	3	1:31.151	1.406	83.927	1:38.092
3	7	David LONG	Caterham R400	SLS-A	12	1:33.825	4.080	81.535	1:34.034
4	98	Matthew LAWSON	Mitsubishi Evo V RS	SLS-P	5	1:35.021	5.276	80.509	1:38.501
5	35	Stephen HENDERSON	Sylva Riot	SLS-D	11	1:35.750	6.005	79.896	1:35.791
6	71	Ben ROBINSON	Noble M12	SLS-B	8	1:35.803	6.058	79.851	1:38.949
7	81	Ian PITMAN	Subaru Impreza	SLS-C	4	1:36.431	6.686	79.331	1:39.349
8	90	Andy TAYLOR	Ford Fiesta	Guest	9	1:36.839	7.094	78.997	1:39.362
9	20	Hamish GORDON	Ultima GT-R	SLS-C	11	1:37.106	7.361	78.780	1:37.649
10	87	Paul BELL	Renault Clio Cup	SLS-E	10	1:37.201	7.456	78.703	1:38.819
11	111	Michael RIGBY	Subaru Impreza	SLS-B	8	1:38.438	8.693	77.714	1:41.119
12	50	Tom PORTER	Ford Fiesta	Guest	9	1:38.639	8.894	77.556	1:38.993
13	2	Marc KEMP	Mazda MX5 Mk3	SLS-F	10	1:38.725	8.980	77.488	1:39.041
14	89	Nick LEWIS-COOK	Ford Fiesta	Guest	9	1:39.393	9.648	76.967	1:40.303
15	88	Martin BROWN	Subaru Impreza WRX	SLS-E	8	1:40.933	11.188	75.793	1:51.499
16	82	Alan STEWART	Triumph TR7 V8	SLS-E	11	1:41.533	11.788	75.345	1:42.916
17	42	Robert JOBSON	Audi TT RS	SLS-D	5	1:41.793	12.048	75.153	1:42.715
18	86	Adam MORRISON	Mini Cooper	SLS-G	11	1:42.187	12.442	74.863	1:42.215
19	12	James McELENY	Subaru Impreza	SLS-E	8	1:42.416	12.671	74.695	1:44.547
20	73	Robert DAVEY	Lotus Elise S Cup	SLS-D	11	1:42.713	12.968	74.479	1:43.604
21	3	Darren SCOTT	Mitsubishi Evo 6	SLS-D	3	1:43.331	13.586	74.034	1:47.602
22	333	Andrew NAPIER	Honda Civic Type R	SLS-E	8	1:43.932	14.187	73.606	1:45.406
23	53	Jamie GOUDIE	Mazda MX5	SLS-G	9	1:44.156	14.411	73.448	1:44.375
24	4	Alex MILNE	Audi TT RS	SLS-D	4	1:44.266	14.521	73.370	1:45.780
25	9	Steve ARKLEY	Westfield Megabusa	SLS-C	7	1:45.142	15.397	72.759	1:46.392
26	24	Jordan SMITH	Ford Escort Mk1	SLS-E	8	1:45.835	16.090	72.282	1:50.596
27	38	Sean HISLOP	Renault Clio	SLS-F	5	1:47.190	17.445	71.369	1:53.271
28	716	Tom LOCKHART	Renault Clio 172	SLS-F	5	1:47.743	17.998	71.002	1:49.844
29	515	Ewan FRASER	Ginetta G40R	SLS-E	4	1:49.418	19.673	69.915	1:50.193
30	29	Carl WALKER	Renault Clio	SLS-E	5	1:49.466	19.721	69.885	1:50.511
31	8	David ROBB	Mini Cooper S	SLS-F	2	1:51.639	21.894	68.524	
32	59	Simon McWILLIAM	Renault Clio 172	SLS-F	6	1:52.017	22.272	68.293	1:52.667
33	100	Jenny MUIR	Suzuki Swift	SLS-G	8	1:54.932	25.187	66.561	1:55.599
34	58	Stewart McCracken	Caterham Superseven	SLS-D	6	1:57.553	27.808	65.077	1:57.757
35	51	Colin DORWARD	Mitsubishi Evo V	SLS-P	1			-	

### Announcements

Car No.3 - No working transponder - Please fix before next session.

Clerk of the Course.

Orbits

Sig : Time :

Chief Timekeeper : Ian Sharp (SMART Timing)

Results available at [www.speedhive.com](http://www.speedhive.com) and [www.smart-timing.co.uk](http://www.smart-timing.co.uk)

Printed: 19/05/2019 12:49:27



## DDMC Saloon Car Festival

Sorted on best lap time

### Super Lap Scotland

Croft 2.125 miles

#### Practice

19/05/2019 12:23

Practice (20:00 Time) started at 12:25:23

Pos	No.	Name	Make/Model	CC	Class Code	Laps	Best Tm	Diff	Best Speed	2nd Best
<b>Guest</b>										
1	62	Paul RANKIN	Westfield		Guest	11	1:29.745		85.242	1:30.586
2	90	Andy TAYLOR	Ford Fiesta		Guest	9	1:36.839	7.094	78.997	1:39.362
3	50	Tom PORTER	Ford Fiesta		Guest	9	1:38.639	8.894	77.556	1:38.993
4	89	Nick LEWIS-COOK	Ford Fiesta		Guest	9	1:39.393	9.648	76.967	1:40.303

### Super Lap Scotland (A)

1	7	David LONG	Caterham R400		SLS-A	12	1:33.825		81.535	1:34.034
---	---	------------	---------------	--	-------	----	----------	--	--------	----------

### Super Lap Scotland (B)

1	66	Frazer HUNTLY	Nissan Silvia 200sx		SLS-B	3	1:31.151		83.927	1:38.092
2	71	Ben ROBINSON	Noble M12		SLS-B	8	1:35.803	4.652	79.851	1:38.949
3	111	Michael RIGBY	Subaru Impreza		SLS-B	8	1:38.438	7.287	77.714	1:41.119

### Super Lap Scotland (C)

1	81	Ian PITMAN	Subaru Impreza		SLS-C	4	1:36.431		79.331	1:39.349
2	20	Hamish GORDON	Ultima GT-R		SLS-C	11	1:37.106	0.675	78.780	1:37.649
3	9	Steve ARKLEY	Westfield Megabusa		SLS-C	7	1:45.142	8.711	72.759	1:46.392

### Super Lap Scotland (D)

1	35	Stephen HENDERSON	Sylva Riot		SLS-D	11	1:35.750		79.896	1:35.791
2	42	Robert JOBSON	Audi TT RS		SLS-D	5	1:41.793	6.043	75.153	1:42.715
3	73	Robert DAVEY	Lotus Elise S Cup		SLS-D	11	1:42.713	6.963	74.479	1:43.604
4	3	Darren SCOTT	Mitsubishi Evo 6		SLS-D	3	1:43.331	7.581	74.034	1:47.602
5	4	Alex MILNE	Audi TT RS		SLS-D	4	1:44.266	8.516	73.370	1:45.780
6	58	Stewart McCRACKEN	Caterham Superseven		SLS-D	6	1:57.553	21.803	65.077	1:57.757

### Super Lap Scotland (E)

1	87	Paul BELL	Renault Clio Cup		SLS-E	10	1:37.201		78.703	1:38.819
2	88	Martin BROWN	Subaru Impreza WRX		SLS-E	8	1:40.933	3.732	75.793	1:51.499
3	82	Alan STEWART	Triumph TR7 V8		SLS-E	11	1:41.533	4.332	75.345	1:42.916
4	12	James McELENY	Subaru Impreza		SLS-E	8	1:42.416	5.215	74.695	1:44.547
5	333	Andrew NAPIER	Honda Civic Type R		SLS-E	8	1:43.932	6.731	73.606	1:45.406
6	24	Jordan SMITH	Ford Escort Mk1		SLS-E	8	1:45.835	8.634	72.282	1:50.596
7	515	Ewan FRASER	Ginetta G40R		SLS-E	4	1:49.418	12.217	69.915	1:50.193
8	29	Carl WALKER	Renault Clio		SLS-E	5	1:49.466	12.265	69.885	1:50.511

### Super Lap Scotland (F)

1	2	Marc KEMP	Mazda MX5 Mk3		SLS-F	10	1:38.725		77.488	1:39.041
2	38	Sean HISLOP	Renault Clio		SLS-F	5	1:47.190	8.465	71.369	1:53.271
3	716	Tom LOCKHART	Renault Clio 172		SLS-F	5	1:47.743	9.018	71.002	1:49.844
4	8	David ROBB	Mini Cooper S		SLS-F	2	1:51.639	12.914	68.524	

### Announcements

Car No.3 - No working transponder - Please fix before next session.

Clerk of the Course.

Orbits

 Sig :                      Time :  
 Chief Timekeeper : Ian Sharp (SMART Timing)

 Results available at [www.speedhive.com](http://www.speedhive.com) and [www.smart-timing.co.uk](http://www.smart-timing.co.uk)

Printed: 20/05/2019 08:16:12



## DDMC Saloon Car Festival

Sorted on best lap time

Super Lap Scotland

Croft 2.125 miles

Practice

19/05/2019 12:23

Practice (20:00 Time) started at 12:25:23

Pos	No.	Name	Make/Model	CC	Class Code	Laps	Best Tm	Diff	Best Speed	2nd Best
5	59	Simon McWILLIAM	Renault Clio 172		SLS-F	6	1:52.017	13.292	68.293	1:52.667

### Super Lap Scotland (G)

1	86	Adam MORRISON	Mini Cooper		SLS-G	11	1:42.187		74.863	1:42.215
2	53	Jamie GOUDIE	Mazda MX5		SLS-G	9	1:44.156	1.969	73.448	1:44.375
3	100	Jenny MUIR	Suzuki Swift		SLS-G	8	1:54.932	12.745	66.561	1:55.599

### Super Lap Scotland (Pro)

1	98	Matthew LAWSON	Mitsubishi Evo V RS		SLS-P	5	1:35.021		80.509	1:38.501
2	51	Colin DORWARD	Mitsubishi Evo V		SLS-P	1			-	

### Announcements

Car No.3 - No working transponder - Please fix before next session.

Clerk of the Course.

Orbits

Sig :                      Time :

Chief Timekeeper : Ian Sharp (SMART Timing)

 Results available at [www.speedhive.com](http://www.speedhive.com) and [www.smart-timing.co.uk](http://www.smart-timing.co.uk)

Printed: 20/05/2019 08:16:12



## DDMC Saloon Car Festival

### Super Lap Scotland

Croft 2.125 miles

#### Practice

19/05/2019 12:23

Practice (20:00 Time) started at 12:25:23

Lap	Time of Day	Lap Tm	S1	S2	S3	SFSpd
<b>(62) Paul RANKIN</b>						
1	12:30:21.209			42.989	25.758	99.863
2	12:31:58.005	<b>1:36.796</b>	31.040	40.771	24.985	101.066
3	12:33:37.898	<b>1:39.893</b>	29.163	45.002	25.728	<b>102.142</b>
4	12:35:13.259	<b>1:35.361</b>	30.192	39.183	25.986	100.310
5	12:36:44.578	<b>1:31.319</b>	28.060	37.690	25.569	100.762
6	12:38:21.228	<b>1:36.650</b>	30.092	41.295	25.263	101.832
7	12:39:57.284	<b>1:36.056</b>	31.126	40.027	24.903	101.218
8	12:41:29.101	<b>1:31.817</b>	28.245	38.780	24.792	99.714
9	12:42:58.846	<b>1:29.745</b>	27.900	<b>37.413</b>	<b>24.432</b>	100.611
10	12:44:32.295	<b>1:33.449</b>	29.405	39.097	24.947	101.832
11	12:46:02.881	<b>1:30.586</b>	<b>27.837</b>	37.750	24.999	99.714

<b>(66) Frazer HUNTLY</b>						
1	12:27:41.337			46.356	27.928	<b>103.242</b>
2	12:29:19.429	<b>1:38.092</b>	35.057	<b>37.903</b>	<b>25.132</b>	103.242
3	12:30:50.580	<b>1:31.151</b>	<b>27.156</b>	38.734	25.261	103.084

<b>(7) David LONG</b>						
1	12:27:45.542			48.058	31.702	106.520
2	12:29:32.245	<b>1:46.703</b>	34.454	45.704	26.545	108.941
3	12:31:12.384	<b>1:40.139</b>	31.512	41.425	27.202	107.717
4	12:32:56.398	<b>1:44.014</b>	32.241	43.674	28.099	<b>110.556</b>
5	12:34:34.420	<b>1:38.022</b>	30.623	41.879	25.520	108.588
6	12:36:11.765	<b>1:37.345</b>	30.651	40.708	25.986	107.890
7	12:37:48.420	<b>1:36.655</b>	29.713	41.303	25.639	109.296
8	12:39:24.671	<b>1:36.251</b>	30.762	39.965	25.524	109.474
9	12:40:58.705	<b>1:34.034</b>	29.403	39.259	<b>25.372</b>	108.764
10	12:42:32.530	<b>1:33.825</b>	<b>29.297</b>	<b>39.010</b>	25.518	109.474
11	12:44:07.244	<b>1:34.714</b>	29.965	39.130	25.619	108.941
12	12:46:03.328	<b>1:56.084</b>	37.453	48.806	29.825	98.543

<b>(98) Matthew LAWSON</b>						
1	12:29:06.164			45.847	29.626	104.692
2	12:30:44.665	<b>1:38.501</b>	31.386	<b>40.668</b>	26.447	111.846
3	12:32:34.227	<b>6:49.562</b>	39.059	58.478	37.479	<b>113.742</b>
4	12:39:09.248	<b>1:35.021</b>	<b>28.699</b>	40.735	<b>25.587</b>	112.033
5	12:41:12.726	<b>2:03.478</b>	37.768	52.989	32.721	79.511

<b>(35) Stephen HENDERSON</b>						
1	12:27:48.396			45.792	32.573	<b>96.281</b>
2	12:29:36.259	<b>1:47.863</b>	32.218	47.011	28.634	95.459
3	12:31:14.875	<b>1:38.616</b>	30.104	41.972	<b>26.540</b>	95.595
4	12:32:54.751	<b>1:39.876</b>	31.001	41.908	26.967	94.919
5	12:34:32.883	<b>1:38.132</b>	29.793	41.337	27.002	95.053
6	12:36:09.879	<b>1:36.996</b>	29.718	40.489	26.789	95.053
7	12:38:45.703	<b>2:35.824</b>	43.341	1:18.020	34.463	95.868
8	12:40:37.378	<b>1:51.675</b>	31.480	51.857	28.338	95.188
9	12:42:13.169	<b>1:35.791</b>	<b>29.369</b>	39.774	26.648	94.651
10	12:43:59.712	<b>1:46.543</b>	32.086	45.484	28.973	95.188
11	12:45:35.462	<b>1:35.750</b>	29.605	<b>39.591</b>	26.554	94.518

<b>(71) Ben ROBINSON</b>						
1	12:27:56.347					87.494
2	12:29:48.732	<b>1:52.385</b>	35.611	46.774	30.000	<b>106.015</b>
3	12:31:28.765	<b>1:40.033</b>	31.626	41.605	<b>26.802</b>	105.349
4	12:33:04.568	<b>1:35.803</b>	29.863	<b>39.058</b>	26.882	105.515
5	12:34:45.694	<b>1:41.126</b>	29.644	43.889	27.593	103.084
6	12:36:24.643	<b>1:38.949</b>	29.913	42.186	26.850	104.692
7	12:38:10.716	<b>1:46.073</b>	29.124	44.883	32.066	66.974
8	12:40:07.087	<b>1:56.371</b>	36.890	48.638	30.843	103.882

<b>(81) Ian PITMAN</b>						
1	12:30:41.075			44.870	30.325	93.076
2	12:32:20.424	<b>1:39.349</b>	30.093	41.619	27.637	94.651

3	12:34:24.935	<b>2:04.511</b>	40.147	52.872	31.492	94.651
4	12:36:01.366	<b>1:36.431</b>	<b>28.860</b>	<b>40.367</b>	<b>27.204</b>	<b>96.281</b>

<b>(90) Andy TAYLOR</b>						
1	12:27:44.695			50.403	32.227	90.809
2	12:29:31.303	<b>1:46.608</b>	34.289	43.897	28.422	93.857
3	12:31:13.667	<b>1:42.364</b>	31.112	42.515	28.737	88.884
4	12:32:58.112	<b>1:44.445</b>	31.900	43.837	28.708	<b>94.919</b>
5	12:34:37.474	<b>1:39.362</b>	29.952	41.564	27.846	94.120
6	12:36:18.019	<b>1:40.545</b>	31.413	40.743	28.389	88.767
7	12:42:11.792	<b>5:53.773</b>	30.516	40.975	4:42.282	94.120
8	12:43:54.329	<b>1:42.537</b>	32.894	42.003	<b>27.640</b>	93.205
9	12:45:31.168	<b>1:36.839</b>	<b>29.212</b>	<b>39.973</b>	27.654	93.857

<b>(20) Hamish GORDON</b>						
1	12:28:32.422			55.998	34.006	94.785
2	12:30:19.812	<b>1:47.390</b>	32.683	46.624	28.083	94.518
3	12:32:03.427	<b>1:43.615</b>	32.010	44.377	27.228	100.914
4	12:33:47.577	<b>1:44.150</b>	30.159	44.208	29.783	93.988
5	12:35:31.831	<b>1:44.254</b>	32.167	40.972	31.115	<b>101.987</b>
6	12:37:09.480	<b>1:37.649</b>	<b>29.677</b>	40.954	27.018	91.677
7	12:38:48.247	<b>1:38.767</b>	<b>29.921</b>	<b>40.222</b>	28.624	94.919
8	12:40:25.353	<b>1:37.106</b>	29.765	41.345	<b>25.996</b>	97.967
9	12:42:06.534	<b>1:41.181</b>	30.736	42.167	28.278	94.120
10	12:43:47.576	<b>1:41.042</b>	29.761	43.882	27.399	93.205
11	12:45:37.712	<b>1:50.136</b>	30.631	45.369	34.136	74.234

<b>(87) Paul BELL</b>						
1	12:27:12.128			45.249	28.472	86.146
2	12:28:54.118	<b>1:41.990</b>	31.252	42.972	27.786	86.590
3	12:30:33.521	<b>1:39.403</b>	31.272	40.922	27.209	86.368
4	12:32:12.340	<b>1:38.819</b>	30.873	40.866	27.080	87.040
5	12:33:52.363	<b>1:40.023</b>	30.882	40.266	28.875	85.270
6	12:35:33.769	<b>1:41.406</b>	30.540	42.834	28.032	87.153
7	12:37:12.660	<b>1:38.891</b>	30.650	41.084	27.157	86.590
8	12:42:32.309	<b>5:19.649</b>	32.042	41.132	28.525	86.590
9	12:44:16.366	<b>1:44.057</b>	31.613	41.432	31.012	<b>87.266</b>
10	12:45:53.567	<b>1:37.201</b>	<b>30.070</b>	<b>40.251</b>	<b>26.880</b>	86.590

<b>(111) Michael RIGBY</b>						
1	12:29:08.821			56.170	34.014	100.914
2	12:30:49.940	<b>1:41.119</b>	31.058	42.025	<b>28.036</b>	101.218
3	12:32:33.885	<b>1:43.945</b>	31.503	41.620	30.822	62.717
4	12:38:51.911	<b>6:18.026</b>	42.418	58.440	32.687	<b>102.142</b>
5	12:40:55.928	<b>2:04.017</b>	31.601	56.425	35.991	100.762
6	12:42:34.366	<b>1:38.438</b>	<b>29.381</b>	<b>40.498</b>	28.559	98.543
7	12:44:51.907	<b>2:17.541</b>	37.617	1:02.470	37.454	61.062
8	12:47:08.275	<b>2:16.368</b>	42.845	1:00.282	33.241	88.183

<b>(50) Tom PORTER</b>						
1	12:28:09.325					<b>89.716</b>
2	12:29:52.345	<b>1:43.020</b>	32.145			88.532
3	12:35:14.450	<b>5:22.105</b>	32.829			87.153
4	12:36:56.708	<b>1:42.258</b>	31.837			87.837
5	12:38:35.701	<b>1:38.993</b>	<b>30.096</b>			86.814
6	12:40:14.340	<b>1:38.639</b>	30.392			88.767
7	12:42:03.495	<b>1:49.155</b>	32.310			88.532
8	12:43:52.109	<b>1:48.614</b>	32.753			86.702
9	12:45:34.393	<b>1:42.284</b>	30.228			75.828

<b>(2) Marc KEMP</b>						
1	12:27:55.448			42.870	28.551	79.511
2	12:29:41.216	<b>1:45.768</b>	31.330	46.262	28.176	<b>79.985</b>
3	12:31:21.511	<b>1:40.295</b>	31.628	40.864	27.803	79.890
4	12:33:00.727	<b>1:39.216</b>	30.831	<b>40.628</b>	27.757	79.795
5	12:34:39.452	<b>1:38.725</b>	<b>30.639</b>	40.932	<b>27.154</b>	79.230

Clerk of the Course.

Orbits

Sig :

Time :

Chief Timekeeper : Ian Sharp (SMART Timing)

Results available at [www.speedhive.com](http://www.speedhive.com) and [www.smart-timing.co.uk](http://www.smart-timing.co.uk)

## DDMC Saloon Car Festival

### Super Lap Scotland

Croft 2.125 miles

#### Practice

19/05/2019 12:23

#### Practice (20:00 Time) started at 12:25:23

Lap	Time of Day	Lap Tm	S1	S2	S3	SFSpd
6	12:36:19.720	<b>1:40.268</b>	30.796	40.757	28.715	75.402
7	12:37:59.014	<b>1:39.294</b>	30.988	41.074	27.232	78.950
8	12:39:38.055	<b>1:39.041</b>	30.741	40.923	27.377	78.397
9	12:41:17.858	<b>1:39.803</b>	31.027	41.179	27.597	78.032
10	12:42:57.526	<b>1:39.668</b>	31.196	41.228	27.244	79.230

#### (89) Nick LEWIS-COOK

1	12:27:45.064			50.498	32.122	<b>97.682</b>
2	12:29:35.138	<b>1:50.074</b>	34.234	47.466	28.374	96.281
3	12:31:19.935	<b>1:44.797</b>	30.382	46.150	28.265	95.053
4	12:32:59.328	<b>1:39.393</b>	29.992	<b>41.478</b>	<b>27.923</b>	95.323
5	12:38:10.769	<b>5:11.441</b>	29.808	42.689	28.842	95.459
6	12:39:51.072	<b>1:40.303</b>	<b>29.783</b>	42.458	28.062	93.988
7	12:41:33.324	<b>1:42.252</b>	31.019	41.948	29.285	77.047
8	12:43:29.743	<b>1:56.419</b>	38.744	49.153	28.522	88.299
9	12:45:11.843	<b>1:42.100</b>	30.117	43.109	28.874	93.857

#### (88) Martin BROWN

1	12:30:01.193			52.181	35.014	73.664
2	12:31:52.692	<b>1:51.499</b>	35.304	46.247	29.948	81.048
3	12:33:51.189	<b>1:58.497</b>	34.559	49.839	34.099	70.196
4	12:35:44.224	<b>1:53.035</b>	35.260	46.512	31.263	82.240
5	12:37:50.380	<b>2:06.156</b>	35.000	56.308	34.848	57.161
6	12:39:43.826	<b>1:53.446</b>	40.386	44.358	28.702	83.885
7	12:44:41.495	<b>4:57.669</b>	35.156	52.379	28.751	83.467
8	12:46:22.428	<b>1:40.933</b>	<b>31.690</b>	<b>41.753</b>	<b>27.490</b>	<b>86.368</b>

#### (82) Alan STEWART

1	12:27:40.249			52.618	31.594	85.487
2	12:29:38.836	<b>1:58.587</b>	38.117	48.001	32.469	79.795
3	12:31:28.957	<b>1:50.121</b>	34.887	46.382	28.852	88.532
4	12:33:14.688	<b>1:45.731</b>	32.721	44.771	28.239	88.884
5	12:34:57.604	<b>1:42.916</b>	31.794	42.946	28.176	89.120
6	12:36:53.916	<b>1:56.312</b>	32.027	55.584	28.701	86.927
7	12:38:50.169	<b>1:56.253</b>	32.297	52.645	31.311	83.675
8	12:40:47.284	<b>1:57.115</b>	34.504	51.519	31.092	71.391
9	12:42:43.393	<b>1:56.109</b>	37.768	47.305	31.036	74.234
10	12:44:37.449	<b>1:54.056</b>	34.291	50.375	29.390	88.416
11	12:46:18.982	<b>1:41.533</b>	<b>31.262</b>	<b>42.192</b>	<b>28.079</b>	<b>89.477</b>

#### (42) Robert JOBSON

1	12:38:41.579			44.311	27.400	<b>96.143</b>
2	12:40:24.305	<b>1:42.726</b>	31.520	44.181	<b>27.025</b>	95.868
3	12:42:07.020	<b>1:42.715</b>	30.162	<b>43.034</b>	29.519	75.657
4	12:43:48.813	<b>1:41.793</b>	30.576	43.142	28.075	94.785
5	12:45:36.247	<b>1:47.434</b>	<b>29.854</b>	44.571	33.009	70.196

#### (86) Adam MORRISON

1	12:27:48.002			45.717	32.145	76.519
2	12:29:40.806	<b>1:52.804</b>	34.430	47.161	31.213	75.233
3	12:31:23.192	<b>1:42.386</b>	32.194	<b>41.815</b>	28.377	<b>77.761</b>
4	12:33:05.407	<b>1:42.215</b>	<b>31.461</b>	42.238	28.516	76.782
5	12:34:47.651	<b>1:42.244</b>	31.489	42.229	28.526	76.694
6	12:36:32.453	<b>1:44.802</b>	31.861	42.849	30.092	76.694
7	12:38:15.203	<b>1:42.750</b>	31.789	42.090	28.871	77.224
8	12:39:57.782	<b>1:42.579</b>	31.755	42.446	28.378	76.000
9	12:41:39.969	<b>1:42.187</b>	31.659	42.259	<b>28.269</b>	75.487
10	12:43:23.051	<b>1:43.082</b>	32.233	42.580	28.269	76.000
11	12:45:19.005	<b>1:55.954</b>	32.678	49.521	33.755	60.731

#### (12) James McELENY

1	12:30:18.496			50.087	27.938	<b>87.952</b>
2	12:32:04.976	<b>1:46.480</b>	31.936	45.016	29.528	84.156
3	12:34:03.617	<b>1:58.641</b>	36.594	51.449	30.598	86.479
4	12:35:48.164	<b>1:44.547</b>	31.709	44.729	28.109	85.706
5	12:37:52.828	<b>2:04.664</b>	31.879	1:03.127	29.658	87.608

Lap	Time of Day	Lap Tm	S1	S2	S3	SFSpd
6	12:39:35.244	<b>1:42.416</b>	<b>31.298</b>	<b>43.276</b>	<b>27.842</b>	85.487
7	12:41:21.612	<b>1:46.368</b>	32.772	44.865	28.731	65.216
8	12:43:11.799	<b>1:50.187</b>	35.655	45.763	28.769	69.183

#### (73) Robert DAVEY

1	12:27:51.804			47.460	29.816	87.722
2	12:29:52.279	<b>2:00.475</b>	33.117	54.885	32.473	73.262
3	12:31:41.232	<b>1:48.953</b>	33.851	44.814	30.288	<b>91.928</b>
4	12:33:35.712	<b>1:54.480</b>	32.046	50.210	32.224	91.802
5	12:35:32.354	<b>1:56.642</b>	35.310	48.264	33.068	89.596
6	12:37:20.423	<b>1:48.069</b>	31.621	46.319	30.129	91.427
7	12:39:04.561	<b>1:44.138</b>	<b>31.533</b>	43.659	28.946	90.320
8	12:40:48.216	<b>1:43.655</b>	31.633	43.665	28.357	91.427
9	12:42:30.929	<b>1:42.713</b>	<b>32.107</b>	<b>42.516</b>	<b>28.090</b>	91.427
10	12:44:23.102	<b>1:52.173</b>	33.866	46.184	32.123	91.055
11	12:46:06.706	<b>1:43.604</b>	31.606	43.451	28.547	89.002

#### (3) Darren SCOTT

1	12:27:49.753					
2	12:29:37.355			<b>1:47.602</b>		
3	12:31:20.686			<b>1:43.331</b>		

#### (333) Andrew NAPIER

1	12:27:43.905					84.095
2	12:29:42.303	<b>1:58.398</b>	35.511			53.176
3	12:31:39.156	<b>1:56.853</b>	41.613			85.379
4	12:33:27.608	<b>1:48.452</b>	33.501			84.732
5	12:35:13.940	<b>1:46.332</b>	32.698			85.379
6	12:37:12.316	<b>1:58.376</b>	32.039			83.157
7	12:38:56.248	<b>1:43.932</b>	31.972			<b>86.035</b>
8	12:40:41.654	<b>1:45.406</b>	<b>31.823</b>			83.989

#### (53) Jamie GOUDIE

1	12:27:18.880			46.838	30.830	75.317
2	12:29:09.248	<b>1:50.368</b>	34.792	44.194	31.382	75.402
3	12:30:58.592	<b>1:49.344</b>	34.010	45.436	29.898	76.958
4	12:32:50.792	<b>1:52.200</b>	34.565	46.532	31.103	76.694
5	12:34:52.633	<b>2:01.841</b>	33.444	58.220	30.177	<b>77.581</b>
6	12:36:37.796	<b>1:45.163</b>	32.633	43.211	29.319	76.172
7	12:38:22.757	<b>1:44.961</b>	32.970	42.495	29.496	76.607
8	12:40:06.913	<b>1:44.156</b>	32.428	<b>42.243</b>	29.485	75.828
9	12:41:51.288	<b>1:44.375</b>	<b>32.305</b>	43.056	<b>29.014</b>	76.607

#### (4) Alex MILNE

1	12:27:55.255			44.853	29.280	96.281
2	12:29:49.862	<b>1:54.607</b>	37.925	46.092	30.590	<b>97.967</b>
3	12:31:35.642	<b>1:45.780</b>	<b>31.937</b>	45.885	<b>27.958</b>	95.868
4	12:33:19.908	<b>1:44.266</b>	32.147	<b>43.716</b>	28.403	94.651

#### (9) Steve ARKLEY

1	12:28:33.115			55.328	33.741	89.596
2	12:30:24.140	<b>1:51.025</b>	34.081	48.857	28.087	95.868
3	12:32:09.282	<b>1:45.142</b>	32.578	<b>45.289</b>	<b>27.275</b>	96.281
4	12:34:07.590	<b>1:58.308</b>	34.621	46.603	37.084	83.885
5	12:35:58.104	<b>1:50.514</b>	35.855	47.282	27.377	96.836
6	12:37:47.457	<b>1:49.353</b>	32.820	45.952	30.581	<b>97.682</b>
7	12:39:33.849	<b>1:46.392</b>	<b>32.575</b>	45.337	28.480	64.713

#### (24) Jordan SMITH

1	12:27:38.766			53.124	31.634	69.041
2	12:29:44.415	<b>2:05.649</b>	41.969	52.903	30.777	78.123
3	12:31:37.829	<b>1:53.414</b>	35.407	48.322	29.685	<b>84.732</b>
4	12:33:28.425	<b>1:50.596</b>	34.350	45.172	31.074	51.741
5	12:39:49.969	<b>6:21.544</b>	37.046	49.467	<b>28.851</b>	83.989
6	12:41:46.309	<b>1:56.340</b>	40.484	46.531	29.325	82.442
7	12:43:32.144	<b>1:45.835</b>	33.137	<b>43.838</b>	28.860	83.157

Clerk of the Course.

Sig : Time :

Chief Timekeeper : Ian Sharp (SMART Timing)

Results available at [www.speedhive.com](http://www.speedhive.com) and [www.smart-timing.co.uk](http://www.smart-timing.co.uk)

Printed: 19/05/2019 12:50:53

Orbits





## DDMC Saloon Car Festival

### Super Lap Scotland

Croft 2.125 miles

### Practice

19/05/2019 12:23

### Practice (20:00 Time) started at 12:25:23

Lap	Time of Day	Lap Tm	S1	S2	S3	SFSpd	Lap	Time of Day	Lap Tm	S1	S2	S3	SFSpd
8	12:45:22.952	1:50.808	33.010	47.960	29.838	71.391							
<b>(38) Sean HISLOP</b>													
1	12:29:43.075			51.725	31.990	74.152							
2	12:31:36.346	1:53.271	34.911	47.895	30.465	80.081							
3	12:33:23.536	1:47.190	33.761	44.200	29.229	79.985							
4	12:35:21.607	1:58.071	33.794	49.983	34.294	79.136							
5	12:42:10.611	6:49.004	35.631	46.380	30.652	77.224							
<b>(716) Tom LOCKHART</b>													
1	12:28:03.248			48.634	29.291	82.747							
2	12:29:58.787	1:55.539	34.002	49.651	31.886	82.951							
3	12:31:48.631	1:49.844	33.465	45.571	30.808	83.571							
4	12:44:02.996	12:14.365	35.768	51.588	33.481	78.488							
5	12:45:50.739	1:47.743	32.846	44.986	29.911	77.851							
<b>(515) Ewan FRASER</b>													
1	12:30:18.019			44.534	30.039	69.614							
2	12:32:07.437	1:49.418	36.222	43.352	29.844	81.839							
3	12:38:51.045	6:43.608	32.004	44.123	29.839	84.839							
4	12:40:41.238	1:50.193	31.902	47.963	30.328	54.163							
<b>(29) Carl WALKER</b>													
1	12:28:09.547			50.427	32.598	82.849							
2	12:30:00.058	1:50.511	33.231	46.318	30.962	83.260							
3	12:31:49.524	1:49.466	32.936	45.664	30.866	82.442							
4	12:33:42.915	1:53.391	34.179	49.569	29.643	83.054							
5	12:35:36.482	1:53.567	33.216	48.725	31.626	82.747							
<b>(8) David ROBB</b>													
1	12:30:02.578			48.899	30.845	75.572							
2	12:31:54.217	1:51.639	35.641	45.781	30.217	76.519							
<b>(59) Simon McWILLIAM</b>													
1	12:29:02.663			59.288	31.472	80.950							
2	12:30:57.276	1:54.613	36.354	48.368	29.891	81.441							
3	12:32:49.293	1:52.017	35.130	46.910	29.977	81.244							
4	12:34:52.675	2:03.382	34.331	54.613	34.438	51.149							
5	12:36:47.130	1:54.455	37.436	46.573	30.446	82.442							
6	12:38:39.797	1:52.667	34.755	48.057	29.855	82.039							
<b>(100) Jenny MUIR</b>													
1	12:28:32.883			55.893	35.625	60.951							
2	12:30:34.317	2:01.434	39.963	49.015	32.456	65.856							
3	12:32:34.956	2:00.639	38.268	51.150	31.221	74.647							
4	12:34:32.051	1:57.095	36.256	49.028	31.811	74.316							
5	12:40:13.914	5:41.863	38.357	47.468	31.192	67.854							
6	12:42:09.567	1:55.653	36.358	47.592	31.703	74.813							
7	12:44:04.499	1:54.932	36.474	47.649	30.809	75.657							
8	12:46:00.098	1:55.599	35.967	48.366	31.266	70.343							
<b>(58) Stewart McCracken</b>													
1	12:27:42.574			53.930	31.802	82.951							
2	12:29:50.157	2:07.583	39.336	56.343	31.904	79.795							
3	12:31:47.987	1:57.830	36.348	50.675	30.807	85.487							
4	12:33:45.744	1:57.757	34.876	51.063	31.818	86.368							
5	12:35:43.297	1:57.553	35.305	51.024	31.224	85.379							
6	12:37:46.693	2:03.396	34.472	56.213	32.711	76.519							
<b>(51) Colin DORWARD</b>													
1	12:28:34.603			48.268	34.295	76.782							

Clerk of the Course.

Orbits

 Sig : Time :  
 Chief Timekeeper : Ian Sharp (SMART Timing)

 Results available at [www.speedhive.com](http://www.speedhive.com) and [www.smart-timing.co.uk](http://www.smart-timing.co.uk)

# Race Results

Bulletin No. \_\_\_\_\_



## DDMC Saloon Car Festival

Sorted on Laps

Mazda MX5

Croft 2.125 miles

Race 3 - 1st Race

19/05/2019 12:56

Race (20:00 Time) started at 12:56:47

Pos	No.	Name	Make/Model	CC	Class Code	Laps	Total Tm	Diff	Best Tm	In Lap	2nd Best
1	40	Ben HANCY	Mazda MX5	1600	MX5	12	20:27.976		1:41.198	11	1:41.307
2	77	Steve FODEN	Mazda MX5	1600	MX5	12	20:28.161	0.185	1:40.893	11	1:41.163
3	9	Ian TOMLINSON	Mazda MX5	1600	MX5	12	20:43.215	15.239	1:42.381	7	1:42.461
4	93	Ben ABBITT	Mazda MX5	1600	MX5	12	20:43.746	15.770	1:42.227	7	1:42.370
5	192	Jordan JOHNSON	Mazda MX5	1600	MX5	12	20:44.085	16.109	1:42.152	7	1:42.578
6	17	Howard LANCASHIRE	Mazda MX5	1600	MX5	12	20:59.832	31.856	1:42.971	7	1:43.224
7	29	Graeme CHATTEN	Mazda MX5	1600	MX5	12	21:01.027	33.051	1:43.361	11	1:43.391
8	47	Stephen CRAGGS	Mazda MX5	1600	MX5	12	21:10.576	42.600	1:44.999	7	1:45.022
9	22	Adrian JOHNSON	Mazda MX5	1600	MX5	12	21:27.342	59.366	1:44.903	4	1:44.976
10	14	Lloyd HUGGINS	Mazda Mx5	1600	MX5	12	21:27.343	59.367	1:44.555	12	1:45.446
11	117	Andrew MacGREGOR	Mazda MX5	1600	MX5	12	21:27.897	59.921	1:44.667	12	1:45.191
12	118	Dugald MacGREGOR	Mazda MX5	1600	MX5	12	21:31.795	1:03.819	1:43.502	11	1:43.687
13	55	Ian Van REENEN	Mazda MX5	1600	MX5	12	21:34.604	1:06.628	1:45.044	10	1:45.574
14	64	Philip DOUTHWAITE	Mazda MX5	1600	MX5	12	21:35.472	1:07.496	1:44.274	10	1:44.489
15	11	Stephen ROBINSON	Mazda MX5	1600	MX5	12	21:41.033	1:13.057	1:44.749	10	1:44.881
16	27	Dan BLAKE	Mazda MX5	1600	MX5	12	21:41.871	1:13.895	1:44.701	10	1:45.089
17	23	Stephen REECE	Mazda MX5	1600	MX5	12	21:55.362	1:27.386	1:47.140	7	1:47.256
18	70	Jeremy RIVERS-FLETCHER	Mazda MX5	1600	MX5	12	22:07.290	1:39.314	1:47.916	11	1:48.063
19	53	Stephen REED	Mazda MX5	1600	MX5	12	22:07.381	1:39.405	1:48.076	8	1:48.167
20	191	Andrew BARRETT	Mazda MX5	1600	MX5	11	20:32.739	1 Lap	1:46.816	3	1:47.433
21	10	Stephen HORNER	Mazda MX5	1600	MX5	11	20:45.749	1 Lap	1:50.460	8	1:51.063
22	46	Nicola FAVOT	Mazda MX5	1600	MX5	11	21:20.224	1 Lap	1:51.158	5	1:51.345
Not classified											
DNF	42	Paul BATEMAN	Mazda MX5	1600	MX5	1	1:48.183	DNF	1:45.516	1	
DNS	96	Sam MOODY	Mazda MX5	1600	MX5			DNS		0	

Margin of Victory	Avg. Speed	Best Lap Tm	Best Speed	Best Lap by
0.185	74.757	1:40.893	75.823	77 - Steve FODEN

Clerk of the Course.

Orbits

Sig : Time :

Chief Timekeeper : Ian Sharp (SMART Timing)

Results available at [www.speedhive.com](http://www.speedhive.com) and [www.smart-timing.co.uk](http://www.smart-timing.co.uk)



Printed: 19/05/2019 13:24:34

## DDMC Saloon Car Festival

Mazda MX5

Croft 2.125 miles

Race 3 - 1st Race

19/05/2019 12:56

Race (20:00 Time) started at 12:56:47

Lap	Time of Day	Lap Tm	S1	S2	S3	SFSpd
<b>(40) Ben HANCY</b>						
1	12:58:34.836	<b>1:46.784</b>	36.682	41.864	28.238	76.607
2	13:00:16.950	<b>1:42.114</b>	31.418	42.367	28.329	78.214
3	13:01:58.775	<b>1:41.825</b>	31.249	42.333	28.243	78.488
4	13:03:40.830	<b>1:42.055</b>	31.384	42.200	28.471	77.761
5	13:05:23.753	<b>1:42.923</b>	31.547	43.240	28.136	78.032
6	13:07:05.060	<b>1:41.307</b>	31.209	41.819	28.279	78.032
7	13:08:46.430	<b>1:41.370</b>	31.131	42.261	<b>27.978</b>	78.672
8	13:10:27.740	<b>1:41.310</b>	<b>30.999</b>	<b>41.752</b>	28.559	78.857
9	13:12:09.774	<b>1:42.034</b>	31.758	42.072	28.204	78.672
10	13:13:51.416	<b>1:41.642</b>	31.327	42.175	28.140	<b>78.950</b>
11	13:15:32.614	<b>1:41.198</b>	31.184	41.825	28.189	78.488
12	13:17:15.373	<b>1:42.759</b>	31.817	42.591	28.351	78.397

Lap	Time of Day	Lap Tm	S1	S2	S3	SFSpd
<b>(77) Steve FODEN</b>						
1	12:58:35.229	<b>1:46.771</b>	36.381	41.846	28.544	77.224
2	13:00:17.521	<b>1:42.292</b>	31.522	41.997	28.773	78.123
3	13:01:59.402	<b>1:41.881</b>	<b>31.208</b>	41.904	28.769	78.032
4	13:03:41.167	<b>1:41.765</b>	31.692	41.463	28.610	78.672
5	13:05:22.661	<b>1:41.494</b>	31.495	41.815	28.184	77.761
6	13:07:04.616	<b>1:41.955</b>	31.586	41.997	28.372	77.671
7	13:08:45.779	<b>1:41.163</b>	31.473	41.689	<b>28.001</b>	78.123
8	13:10:27.419	<b>1:41.640</b>	31.552	41.650	28.438	77.581
9	13:12:09.391	<b>1:41.972</b>	31.866	41.914	28.192	77.761
10	13:13:52.176	<b>1:42.785</b>	31.600	42.520	28.665	78.488
11	13:15:33.069	<b>1:40.893</b>	31.305	<b>41.359</b>	28.229	79.136
12	13:17:15.558	<b>1:42.489</b>	31.459	42.232	28.798	<b>79.323</b>

Lap	Time of Day	Lap Tm	S1	S2	S3	SFSpd
<b>(9) Ian TOMLINSON</b>						
1	12:58:37.114	<b>1:47.601</b>	36.408			78.397
2	13:00:20.457	<b>1:43.343</b>	32.580			78.488
3	13:02:03.866	<b>1:43.409</b>	31.944			78.214
4	13:03:46.775	<b>1:42.909</b>	31.645			77.047
5	13:05:29.524	<b>1:42.749</b>	31.615			78.305
6	13:07:11.985	<b>1:42.461</b>	31.562			77.135
7	13:08:54.366	<b>1:42.381</b>	31.558			77.941
8	13:10:37.520	<b>1:43.154</b>	31.611	<b>42.300</b>	29.243	78.397
9	13:12:21.340	<b>1:43.820</b>	31.699	43.779	<b>28.342</b>	<b>78.672</b>
10	13:14:04.464	<b>1:43.124</b>	<b>31.316</b>			77.671
11	13:15:48.078	<b>1:43.614</b>	32.556			78.397
12	13:17:30.612	<b>1:42.534</b>	31.458			77.941

Lap	Time of Day	Lap Tm	S1	S2	S3	SFSpd
<b>(93) Ben ABBITT</b>						
1	12:58:36.554	<b>1:47.004</b>	36.247	42.180	28.577	76.000
2	13:00:20.163	<b>1:43.609</b>	32.615	42.514	28.480	76.172
3	13:02:03.726	<b>1:43.563</b>	32.145	42.571	28.847	76.345
4	13:03:47.438	<b>1:43.712</b>	32.050	43.107	28.555	76.870
5	13:05:30.051	<b>1:42.613</b>	31.735	42.538	28.340	77.581
6	13:07:12.613	<b>1:42.562</b>	31.927	42.451	<b>28.184</b>	77.313
7	13:08:54.840	<b>1:42.227</b>	31.686	42.255	28.286	77.402
8	13:10:37.210	<b>1:42.370</b>	<b>31.525</b>	42.049	28.796	76.432
9	13:12:20.854	<b>1:43.644</b>	32.013	43.166	28.465	76.694
10	13:14:04.308	<b>1:43.454</b>	31.722	43.018	28.714	76.432
11	13:15:48.498	<b>1:44.190</b>	32.742	42.827	28.621	<b>77.761</b>
12	13:17:31.143	<b>1:42.645</b>	31.537	<b>41.862</b>	29.246	76.870

Lap	Time of Day	Lap Tm	S1	S2	S3	SFSpd
<b>(192) Jordan JOHNSON</b>						
1	12:58:37.662	<b>1:47.323</b>	36.177	42.337	28.809	78.123
2	13:00:21.296	<b>1:43.634</b>	32.777	42.147	28.710	77.224
3	13:02:04.343	<b>1:43.047</b>	31.670	42.492	28.885	77.581
4	13:03:47.786	<b>1:43.443</b>	31.901	42.852	28.690	77.581
5	13:05:30.580	<b>1:42.794</b>	31.562	42.712	28.520	77.761
6	13:07:13.278	<b>1:42.698</b>	31.480	42.623	28.595	76.782
7	13:08:55.430	<b>1:42.152</b>	31.588	42.117	<b>28.447</b>	77.761
8	13:10:38.008	<b>1:42.578</b>	31.569	42.088	28.921	77.671

Lap	Time of Day	Lap Tm	S1	S2	S3	SFSpd
9	13:12:21.910	<b>1:43.902</b>	31.697	43.433	28.772	77.761
10	13:14:05.188	<b>1:43.278</b>	31.481	42.718	29.079	74.564
11	13:15:48.874	<b>1:43.686</b>	32.219	42.797	28.670	<b>78.214</b>
12	13:17:31.482	<b>1:42.608</b>	<b>31.250</b>	<b>42.071</b>	29.287	77.047

Lap	Time of Day	Lap Tm	S1	S2	S3	SFSpd
<b>(17) Howard LANCASHIRE</b>						
1	12:58:40.558	<b>1:48.623</b>	35.785	43.414	29.424	77.402
2	13:00:25.478	<b>1:44.920</b>	32.318	42.810	29.792	78.214
3	13:02:12.555	<b>1:47.077</b>	32.666	43.624	30.787	77.135
4	13:03:56.327	<b>1:43.772</b>	32.082	42.609	29.081	78.397
5	13:05:40.422	<b>1:44.095</b>	32.408	42.534	29.153	78.123
6	13:07:23.646	<b>1:43.224</b>	<b>31.738</b>	42.515	28.971	77.851
7	13:09:06.617	<b>1:42.971</b>	31.904	<b>42.166</b>	28.901	78.214
8	13:10:50.765	<b>1:44.148</b>	31.740	43.181	29.227	<b>78.580</b>
9	13:12:34.675	<b>1:43.910</b>	32.255	42.222	29.433	76.694
10	13:14:18.679	<b>1:44.004</b>	31.901	43.283	<b>28.820</b>	78.488
11	13:16:02.189	<b>1:43.510</b>	32.130	42.341	29.039	78.032
12	13:17:47.229	<b>1:45.040</b>	31.912	42.177	30.951	76.870

Lap	Time of Day	Lap Tm	S1	S2	S3	SFSpd
<b>(29) Graeme CHATTEN</b>						
1	12:58:41.717	<b>1:50.766</b>	36.429	45.019	29.318	<b>77.851</b>
2	13:00:27.147	<b>1:45.430</b>	33.151	43.115	29.164	76.519
3	13:02:11.609	<b>1:44.462</b>	31.798	43.148	29.516	72.549
4	13:03:55.000	<b>1:43.391</b>	31.960	42.534	28.897	76.607
5	13:05:38.959	<b>1:43.959</b>	32.089	42.912	28.958	76.870
6	13:07:22.460	<b>1:43.501</b>	31.816	42.802	28.883	76.432
7	13:09:06.042	<b>1:43.582</b>	32.129	42.681	<b>28.772</b>	76.519
8	13:10:50.287	<b>1:44.245</b>	32.043	43.159	29.043	76.345
9	13:12:35.065	<b>1:44.778</b>	32.112	42.697	29.969	77.047
10	13:14:19.477	<b>1:44.412</b>	<b>31.746</b>	43.443	29.223	76.958
11	13:16:02.838	<b>1:43.361</b>	31.876	42.494	28.991	76.870
12	13:17:48.424	<b>1:45.586</b>	31.790	<b>41.948</b>	31.848	76.086

Lap	Time of Day	Lap Tm	S1	S2	S3	SFSpd
<b>(47) Stephen CRAGGS</b>						
1	12:58:39.817	<b>1:49.051</b>	36.255	43.634	29.162	75.064
2	13:00:25.311	<b>1:45.494</b>	32.420	43.282	29.792	74.981
3	13:02:10.929	<b>1:45.618</b>	32.684	43.377	29.557	74.897
4	13:03:55.985	<b>1:45.056</b>	32.516	43.366	29.174	74.813
5	13:05:41.603	<b>1:45.618</b>	33.030	43.469	<b>29.119</b>	74.981
6	13:07:26.681	<b>1:45.078</b>	32.360	<b>43.171</b>	29.547	74.730
7	13:09:11.680	<b>1:44.999</b>	<b>32.344</b>	43.304	29.551	74.234
8	13:10:56.702	<b>1:45.022</b>	32.463	43.431	29.128	73.989
9	13:12:41.889	<b>1:45.187</b>	32.396	43.581	29.210	75.317
10	13:14:27.161	<b>1:45.272</b>	32.366	43.429	29.477	<b>76.000</b>
11	13:16:12.383	<b>1:45.222</b>	32.344	43.320	29.558	75.233
12	13:17:57.973	<b>1:45.590</b>	32.427	43.342	29.821	74.813

Lap	Time of Day	Lap Tm	S1	S2	S3	SFSpd
<b>(22) Adrian JOHNSON</b>						
1	12:58:41.268	<b>1:49.875</b>	36.925			75.402
2	13:00:26.244	<b>1:44.976</b>	32.829			<b>75.487</b>
3	13:02:13.181	<b>1:46.937</b>	<b>32.592</b>			72.785
4	13:03:58.084	<b>1:44.903</b>	32.607			73.664
5	13:05:43.624	<b>1:45.540</b>	32.863			73.989
6	13:07:29.744	<b>1:46.120</b>	33.008			74.070
7	13:09:15.643	<b>1:45.899</b>	32.914			74.234
8	13:11:01.730	<b>1:46.087</b>	32.934			74.730
9	13:12:48.318	<b>1:46.588</b>	32.705			74.730
10	13:14:34.774	<b>1:46.456</b>	32.817			73.826
11	13:16:28.303	<b>1:53.529</b>	32.794			74.399
12	13:18:14.739	<b>1:46.436</b>	33.007			70.050

Lap	Time of Day	Lap Tm	S1	S2	S3	SFSpd
<b>(14) Lloyd HUGGINS</b>						
1	12:58:45.753	<b>1:54.389</b>	38.572	44.700	31.117	76.870
2	13:00:34.416	<b>1:48.663</b>	33.887	45.297	29.479	75.064
3	13:02:21.178	<b>1:46.762</b>	33.305	43.867	29.590	75.572
4	13:04:07.865	<b>1:46.687</b>	33.108	43.763	29.816	72.159

Clerk of the Course.

Sig : Time :

Chief Timekeeper : Ian Sharp (SMART Timing)

Results available at [www.speedhive.com](http://www.speedhive.com) and [www.smart-timing.co.uk](http://www.smart-timing.co.uk)

Orbits



## DDMC Saloon Car Festival

Mazda MX5

Croft 2.125 miles

Race 3 - 1st Race

19/05/2019 12:56

Race (20:00 Time) started at 12:56:47

Lap	Time of Day	Lap Tm	S1	S2	S3	SFSpd	Lap	Time of Day	Lap Tm	S1	S2	S3	SFSpd
5	13:05:55.808	<b>1:47.943</b>	33.992	44.004	29.947	76.870	1	12:58:47.705	<b>1:54.831</b>	40.007	44.128	30.696	69.758
6	13:07:41.654	<b>1:45.846</b>	32.779	43.832	29.235	75.657	2	13:00:36.723	<b>1:49.018</b>	33.194	44.946	30.878	76.172
7	13:09:27.100	<b>1:45.446</b>	32.682	43.581	29.183	75.828	3	13:02:22.305	<b>1:45.582</b>	32.842	43.399	29.341	75.487
8	13:11:12.675	<b>1:45.575</b>	32.872	43.495	29.208	76.172	4	13:04:08.694	<b>1:46.389</b>	33.211	43.197	29.981	74.564
9	13:12:58.349	<b>1:45.674</b>	32.616	43.783	29.275	76.259	5	13:05:55.797	<b>1:47.103</b>	33.113	43.752	30.238	75.317
10	13:14:44.415	<b>1:46.066</b>	32.780	43.676	29.610	76.782	6	13:07:51.861	<b>1:56.064</b>	43.099	43.308	29.657	76.086
11	13:16:30.185	<b>1:45.770</b>	32.775	43.839	29.156	76.172	7	13:09:40.486	<b>1:48.625</b>	33.300	44.250	31.075	76.607
12	13:18:14.740	<b>1:44.555</b>	<b>32.518</b>	<b>42.951</b>	<b>29.086</b>	<b>77.941</b>	8	13:11:25.631	<b>1:45.145</b>	32.577	<b>42.795</b>	29.773	76.694
<b>(117) Andrew MacGREGOR</b>							9	13:13:10.512	<b>1:44.881</b>	<b>32.494</b>	43.120	<b>29.267</b>	75.828
1	12:58:45.006	<b>1:52.720</b>	38.068	45.037	29.615	76.086	10	13:14:55.261	<b>1:44.749</b>	32.536	42.799	29.414	<b>76.782</b>
2	13:00:34.971	<b>1:49.965</b>	33.694	46.702	29.569	76.086	11	13:16:42.144	<b>1:46.883</b>	33.066	44.149	29.668	74.897
3	13:02:21.591	<b>1:46.620</b>	33.001	44.048	29.571	<b>76.782</b>	12	13:18:28.430	<b>1:46.286</b>	32.885	43.671	29.730	76.259
4	13:04:07.907	<b>1:46.316</b>	33.014	43.726	29.576	75.064	<b>(27) Dan BLAKE</b>						
5	13:05:55.309	<b>1:47.402</b>	33.623	43.803	29.976	74.730	1	12:58:45.537	<b>1:53.668</b>	39.244			<b>76.870</b>
6	13:07:42.050	<b>1:46.741</b>	33.348	44.196	29.197	76.000	2	13:00:38.499	<b>1:52.962</b>	33.705			75.402
7	13:09:27.452	<b>1:45.402</b>	32.558	43.745	<b>29.099</b>	74.730	3	13:02:23.801	<b>1:45.302</b>	32.606			74.152
8	13:11:13.639	<b>1:46.187</b>	33.076	43.265	29.846	73.502	4	13:04:10.725	<b>1:46.924</b>	32.462			74.981
9	13:12:58.830	<b>1:45.191</b>	32.925	<b>43.029</b>	29.237	75.657	5	13:05:56.616	<b>1:45.891</b>	32.363			75.914
10	13:14:44.786	<b>1:45.956</b>	32.555	43.691	29.710	76.259	6	13:07:50.932	<b>1:54.316</b>	39.635			74.316
11	13:16:30.627	<b>1:45.841</b>	32.891	43.605	29.345	75.233	7	13:09:39.518	<b>1:48.586</b>	33.653			74.316
12	13:18:15.294	<b>1:44.667</b>	<b>32.321</b>	43.194	29.152	72.392	8	13:11:26.611	<b>1:47.093</b>	32.477			75.317
<b>(118) Dugald MacGREGOR</b>							9	13:13:14.017	<b>1:47.406</b>	33.916			76.086
1	12:58:44.236	<b>1:51.632</b>	37.590	44.264	29.778	76.345	10	13:14:58.718	<b>1:44.701</b>	32.518			76.000
2	13:00:53.346	<b>2:09.110</b>	33.272	1:05.376	30.462	75.572	11	13:16:44.179	<b>1:45.461</b>	32.361			75.742
3	13:02:40.520	<b>1:47.174</b>	32.641	44.575	29.958	77.047	12	13:18:29.268	<b>1:45.089</b>	<b>32.353</b>			75.742
4	13:04:25.857	<b>1:45.337</b>	32.633	43.234	29.470	<b>77.135</b>	<b>(23) Stephen REECE</b>						
5	13:06:11.208	<b>1:45.351</b>	32.790	43.066	29.495	76.519	1	12:58:50.818	<b>1:56.838</b>	39.806			76.607
6	13:07:56.140	<b>1:44.932</b>	32.021	43.283	29.628	76.172	2	13:00:44.339	<b>1:53.521</b>	35.074			<b>77.402</b>
7	13:09:40.152	<b>1:44.012</b>	32.022	42.647	29.343	76.432	3	13:02:34.067	<b>1:49.728</b>	33.653			76.958
8	13:11:24.469	<b>1:44.317</b>	31.957	42.707	29.653	75.828	4	13:04:21.944	<b>1:47.877</b>	33.528			77.047
9	13:13:08.231	<b>1:43.762</b>	32.013	42.405	29.344	74.564	5	13:06:09.827	<b>1:47.883</b>	33.460			77.135
10	13:14:52.003	<b>1:43.772</b>	32.054	<b>42.312</b>	29.406	76.432	6	13:07:57.549	<b>1:47.722</b>	33.068			73.182
11	13:16:35.505	<b>1:43.502</b>	<b>31.765</b>	42.792	28.945	77.135	7	13:09:44.689	<b>1:47.140</b>	33.505			74.564
12	13:18:19.192	<b>1:43.687</b>	31.986	42.768	<b>28.933</b>	75.914	8	13:11:32.487	<b>1:47.798</b>	34.054			77.224
<b>(55) Ian Van REENEN</b>							9	13:13:20.273	<b>1:47.786</b>	<b>33.026</b>			72.236
1	12:58:46.552	<b>1:52.972</b>	38.132			<b>76.607</b>	10	13:15:07.895	<b>1:47.622</b>	33.519			72.785
2	13:00:36.650	<b>1:50.098</b>	33.861			74.234	11	13:16:55.151	<b>1:47.256</b>	33.131			71.239
3	13:02:24.402	<b>1:47.752</b>	34.296			76.259	12	13:18:42.759	<b>1:47.608</b>	33.530			70.938
4	13:04:11.455	<b>1:47.053</b>	33.242			76.259	<b>(70) Jeremy RIVERS-FLETCHER</b>						
5	13:05:57.955	<b>1:46.500</b>	33.112			76.172	1	12:58:50.002	<b>1:56.028</b>	39.526	46.058	30.444	74.316
6	13:07:45.025	<b>1:47.070</b>	33.784			75.572	2	13:00:42.547	<b>1:52.545</b>	35.414	46.903	30.228	75.064
7	13:09:31.324	<b>1:46.299</b>	33.040			75.233	3	13:02:34.729	<b>1:52.182</b>	34.976	46.788	30.418	73.342
8	13:11:17.262	<b>1:45.938</b>	33.248			76.086	4	13:04:24.222	<b>1:49.493</b>	34.563	45.122	<b>29.808</b>	74.564
9	13:13:02.836	<b>1:45.574</b>	32.574			76.432	5	13:06:13.970	<b>1:49.748</b>	34.469	44.675	30.604	73.502
10	13:14:47.880	<b>1:45.044</b>	32.820			76.432	6	13:08:04.135	<b>1:50.165</b>	34.987	44.724	30.454	72.549
11	13:16:34.834	<b>1:46.954</b>	33.717			76.172	7	13:09:53.484	<b>1:49.349</b>	34.726	44.296	30.327	<b>75.402</b>
12	13:18:22.001	<b>1:47.167</b>	<b>32.573</b>			74.730	8	13:11:41.626	<b>1:48.142</b>	34.103	44.064	29.975	75.064
<b>(64) Philip DOUTHWAITE</b>							9	13:13:30.543	<b>1:48.917</b>	33.878	44.737	30.302	72.785
1	12:58:50.405	<b>1:57.344</b>	40.079			76.259	10	13:15:18.606	<b>1:48.063</b>	33.703	<b>43.826</b>	30.534	72.549
2	13:00:43.772	<b>1:53.367</b>	35.420			77.135	11	13:17:06.522	<b>1:47.916</b>	33.809	44.122	29.985	73.826
3	13:02:31.931	<b>1:48.159</b>	33.735			76.519	12	13:18:54.687	<b>1:48.165</b>	<b>33.517</b>	44.180	30.468	71.164
4	13:04:18.574	<b>1:46.643</b>	33.298			76.958	<b>(53) Stephen REED</b>						
5	13:06:04.796	<b>1:46.222</b>	33.001			76.958	1	12:58:54.448	<b>1:59.672</b>	39.778			73.502
6	13:07:51.435	<b>1:46.639</b>	33.217			77.047	2	13:00:44.803	<b>1:50.355</b>	35.044			75.828
7	13:09:37.667	<b>1:46.232</b>	32.716			76.259	3	13:02:35.656	<b>1:50.853</b>	33.745			75.148
8	13:11:22.156	<b>1:44.489</b>	32.579			77.224	4	13:04:25.375	<b>1:49.719</b>	33.774			<b>76.694</b>
9	13:13:07.207	<b>1:45.051</b>	32.819			76.782	5	13:06:14.177	<b>1:48.802</b>	33.389			76.345
10	13:14:51.481	<b>1:44.274</b>	32.325			<b>76.694</b>	6	13:08:04.389	<b>1:50.212</b>	35.067			74.730
11	13:16:37.346	<b>1:45.865</b>	<b>32.152</b>			<b>77.491</b>	7	13:09:53.074	<b>1:48.685</b>	33.421			75.064
12	13:18:22.869	<b>1:45.523</b>	32.788			76.519	8	13:11:41.150	<b>1:48.076</b>	33.452			74.897
<b>(11) Stephen ROBINSON</b>							9	13:13:29.752	<b>1:48.602</b>	33.255			73.583
							10	13:15:17.919	<b>1:48.167</b>	<b>33.160</b>			75.487

Clerk of the Course.

Sig : Time :  
Chief Timekeeper : Ian Sharp (SMART Timing)

Results available at [www.speedhive.com](http://www.speedhive.com) and [www.smart-timing.co.uk](http://www.smart-timing.co.uk)

Printed: 19/05/2019 13:25:17

Orbits



## DDMC Saloon Car Festival

Mazda MX5

Croft 2.125 miles

Race 3 - 1st Race

19/05/2019 12:56

Race (20:00 Time) started at 12:56:47

Lap	Time of Day	Lap Tm	S1	S2	S3	SFSpd	Lap	Time of Day	Lap Tm	S1	S2	S3	SFSpd
11	13:17:06.088	1:48.169	33.514			75.148							
12	13:18:54.778	1:48.690	33.321			75.233							

(191) Andrew BARRETT

1	12:58:44.566	1:51.033	37.141	44.335	29.557	76.958
2	13:00:39.575	1:55.009	33.290	51.655	30.064	76.958
3	13:02:26.391	1:46.816	33.124	44.211	29.481	76.607
4	13:04:14.054	1:47.663	32.923	43.764	30.976	72.236
5	13:06:01.487	1:47.433	33.121	44.213	30.099	76.870
6	13:07:50.828	1:49.341	34.360	44.681	30.300	77.135
7	13:09:38.312	1:47.484	32.942	45.100	29.442	78.214
8	13:11:26.216	1:47.904	32.516	43.463	31.925	68.617
9	13:13:42.670	2:16.454	34.392	1:08.201	33.861	68.899
10	13:15:31.452	1:48.782	34.532	44.589	29.661	75.657
11	13:17:20.136	1:48.684	34.570	44.619	29.495	76.259

(10) Stephen HORNER

1	12:58:54.369	1:58.655	39.646	47.335	31.674	73.182
2	13:00:48.450	1:54.081	35.694	46.731	31.656	72.706
3	13:02:40.447	1:51.997	34.587	46.519	30.891	73.342
4	13:04:32.459	1:52.012	34.440	46.536	31.036	73.422
5	13:06:23.799	1:51.340	34.372	46.152	30.816	73.182
6	13:08:15.461	1:51.662	34.026	46.167	31.469	73.022
7	13:10:06.524	1:51.063	34.173	45.839	31.051	73.022
8	13:11:56.984	1:50.460	33.925	45.650	30.885	72.627
9	13:13:48.353	1:51.369	34.411	46.077	30.881	72.627
10	13:15:40.802	1:52.449	34.715	46.992	30.742	72.706
11	13:17:33.146	1:52.344	34.144	45.645	32.555	72.159

(46) Nicola FAVOT

1	12:58:54.188	1:59.614	40.337	46.475	32.802	72.943
2	13:00:48.990	1:54.802	36.883	46.737	31.182	76.000
3	13:02:43.304	1:54.314	34.293	48.065	31.956	72.627
4	13:04:35.264	1:51.960	34.403	46.510	31.047	76.086
5	13:06:26.422	1:51.158	34.155	45.201	31.802	74.316
6	13:08:19.916	1:53.494	35.309	46.874	31.311	73.182
7	13:10:11.261	1:51.345	34.439	45.897	31.009	75.317
8	13:12:02.714	1:51.453	34.259	45.534	31.660	74.152
9	13:14:20.572	2:17.858	33.965	1:10.263	33.630	75.317
10	13:16:15.823	1:55.251	35.214	46.337	33.700	72.236
11	13:18:07.621	1:51.798	34.877	45.466	31.455	73.102

(42) Paul BATEMAN

1	12:58:35.580	1:45.516	35.172	41.860	28.484	77.941
---	--------------	----------	--------	--------	--------	--------

Clerk of the Course.

Sig : Time :  
Chief Timekeeper : Ian Sharp (SMART Timing)  
Results available at [www.speedhive.com](http://www.speedhive.com) and [www.smart-timing.co.uk](http://www.smart-timing.co.uk)

Printed: 19/05/2019 13:25:17

Orbits







## DDMC Saloon Car Festival

## Lapchart

**Mazda MX5**
**Croft 2.125 miles**
**Race 3 - 1st Race**
**19/05/2019 12:56**
**Race (20:00 Time) started at 12:56:47**

Competitors	Laps													
	0	1	2	3	4	5	6	7	8	9	10	11	12	
Ben HANCY (40)	1	40	40	40	40	40	77	77	77	77	77	40	40	40
Steve FODEN (77)	2	77	77	77	77	77	40	40	40	40	40	77	77	77
Ian TOMLINSON (9)	3	9	42	93	93	9	9	9	9	93	93	93	9	9
Ben ABBITT (93)	4	93	93	9	9	93	93	93	93	9	9	9	93	93
Paul BATEMAN (42)	5	42	9	192	192	192	192	192	192	192	192	192	192	192
Jordan JOHNSON (192)	6	192	192	47	47	29	29	29	29	29	17	17	17	17
Stephen CRAGGS (47)	7	47	47	17	29	47	17	17	17	17	29	29	29	29
Graeme CHATTEN (29)	8	29	17	22	17	17	47	47	47	47	47	47	47	47
Lloyd HUGGINS (14)	9	14	22	29	22	22	22	22	22	22	22	22	22	22
Adrian JOHNSON (22)	10	22	29	14	14	14	117	14	14	14	14	14	14	14
Dan BLAKE (27)	11	27	118	117	117	117	11	117	117	117	117	117	117	117
Howard LANCASHIRE (17)	12	17	191	55	11	11	14	55	55	55	55	55	55	118
Andrew MacGREGOR (117)	13	117	117	11	27	27	27	191	64	64	64	64	118	55
Dugald MacGREGOR (118)	14	118	27	27	55	55	55	27	191	118	118	118	64	64
Stephen ROBINSON (11)	15	11	14	191	191	191	191	64	27	11	11	11	11	11
Philip DOUTHWAITE (64)	16	64	55	70	64	64	64	11	118	191	27	27	27	27
Andrew BARRETT (191)	17	191	11	64	23	23	23	118	11	27	23	23	23	23
Ian Van REENEN (55)	18	55	70	23	70	70	118	23	23	23	53	53	53	70
Jeremy RIVERS-FLETCHER (70)	19	70	64	53	53	53	70	70	53	53	70	70	70	53
Stephen REECE (23)	20	23	23	10	10	118	53	53	70	70	191	191	191	
Nicola FAVOT (46)	21	46	46	46	118	10	10	10	10	10	10	10	10	
Stephen REED (53)	22	53	10	118	46	46	46	46	46	46	46	46	46	
Stephen HORNER (10)	23	10	53											
-	24													

Clerk of the Course.

Sig : Time :

Chief Timekeeper : Ian Sharp (SMART Timing)

 Results available at [www.speedhive.com](http://www.speedhive.com) and [www.smart-timing.co.uk](http://www.smart-timing.co.uk)

Printed: 19/05/2019 13:25:37

Orbits





## DDMC Saloon Car Festival


Mazda MX5

Croft 2.125 miles

Race 7 - 2nd Race

19/05/2019 15:20

Race (20:00 Time)



POLE POSITION

2	77 Steve FODEN
4	93 Ben ABBITT
6	17 Howard LANCASHIRE
8	47 Stephen CRAGGS
10	14 Lloyd HUGGINS
12	55 Ian Van REENEN
14	11 Stephen ROBINSON
16	23 Stephen REECE
18	53 Stephen REED
20	10 Stephen HORNER

1	40 Ben HANCY
3	9 Ian TOMLINSON
5	192 Jordan JOHNSON
7	29 Graeme CHATTEN
9	22 Adrian JOHNSON
11	117 Andrew MacGREGOR
13	64 Philip DOUTHWAITE
15	27 Dan BLAKE
17	70 Jeremy RIVERS-FLETCHER
19	191 Andrew BARRETT

1  
2  
3  
4  
5  
6  
7  
8  
9  
10

Clerk of the Course.

Orbits

Sig : Time :

Chief Timekeeper : Ian Sharp (SMART Timing)

Results available at [www.speedhive.com](http://www.speedhive.com) and [www.smart-timing.co.uk](http://www.smart-timing.co.uk)





## DDMC Saloon Car Festival


Mazda MX5

Croft 2.125 miles

Race 7 - 2nd Race

19/05/2019 15:20

Race (20:00 Time)



**22**

42 Paul BATEMAN



**21**

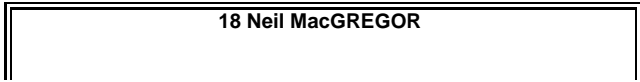
46 Nicola FAVOT



**11**

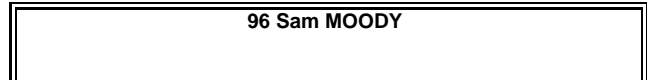
**24**

18 Neil MacGREGOR



**23**

96 Sam MOODY



**12**

Clerk of the Course.

Orbits

Sig : Time :

Chief Timekeeper : Ian Sharp (SMART Timing)

Results available at [www.speedhive.com](http://www.speedhive.com) and [www.smart-timing.co.uk](http://www.smart-timing.co.uk)



## DDMC Saloon Car Festival

Sorted on Laps

MG Cockshoot Cup

Croft 2.125 miles

Race 4 - 2nd Race

19/05/2019 13:24

Race (20:00 Time) started at 13:32:15

Pos	No.	Name	Make/Model	CC	Class Code	Laps	Total Tm	Diff	Best Tm	In Lap	2nd Best
1	14	Phil STANDISH	MG TF	1800	C	13	21:34.889		1:36.991	13	1:37.048
2	4	Keith EGAR	MG Midget	1800	C	13	21:35.583	0.694	1:36.948	13	1:37.418
3	87	Ian WHITT	MG Midget	1380	B	13	22:14.872	39.983	1:40.736	10	1:40.892
4	47	Brian BUTLER	MGF	1800	F	13	22:24.050	49.161	1:41.859	4	1:41.947
5	40	Colin STUBBS	MG ZR	1800	B	13	22:29.498	54.609	1:42.471	10	1:42.488
6	11	Michael ASHCROFT	MG ZR190	1796	C	13	22:41.626	1:06.737	1:40.849	13	1:41.081
7	48	James JOHNSON	MG ZR170	1796	B	13	22:47.012	1:12.123	1:42.295	6	1:42.347
8	30	Karl GREEN	MG ZS	1800	B	13	22:47.986	1:13.097	1:42.165	13	1:44.182
9	5	Paul WIGNALL	MG ZR	1800	A	13	22:53.982	1:19.093	1:43.649	11	1:43.995
10	78	Ian WRIGHT	MG Midget	1330	A	13	22:54.397	1:19.508	1:42.626	9	1:42.915
11	19	Chris GREENBANK	MG-F	1800	F	13	23:15.659	1:40.770	1:44.922	13	1:45.304
12	61	Ian COCHRANE	MG ZS 180	2497	C	12	21:49.538	1 Lap	1:45.920	10	1:46.968
<b>Not classified</b>											
DNF	69	Peter BRAMBLE	MGB Roadster	1950	C	1	1:57.507	DNF	1:52.774	1	
DNF	3	Paul R CLACKETT	MG ZS 180	1800	C		0.450	DNF		0	

### Announcements

New Track Record (1:41.859) for MG Cockshoot (F) by Brian BUTLER.

Margin of Victory	Avg. Speed	Best Lap Tm	Best Speed	Best Lap by
0.694	76.802	1:36.948	78.908	4 - Keith EGAR

Clerk of the Course.

Orbits

Sig : Time :

Chief Timekeeper : Ian Sharp (SMART Timing)

Results available at [www.speedhive.com](http://www.speedhive.com) and [www.smart-timing.co.uk](http://www.smart-timing.co.uk)

Printed: 19/05/2019 13:58:13







## DDMC Saloon Car Festival

MG Cockshoot Cup

Croft 2.125 miles

Race 4 - 2nd Race

19/05/2019 13:24

Race (20:00 Time) started at 13:32:15

Lap	Time of Day	Lap Tm	S1	S2	S3	SFSpd
11	13:51:41.120	<b>1:43.649</b>	31.747	43.032	<b>28.870</b>	78.765
12	13:53:25.115	<b>1:43.995</b>	31.815	43.052	29.128	79.230
13	13:55:09.314	<b>1:44.199</b>	31.940	43.069	29.190	78.857

(78) Ian WRIGHT

Lap	Time of Day	Lap Tm	S1	S2	S3	SFSpd
1	13:34:13.935	<b>1:54.058</b>	38.284	44.774	31.000	78.123
2	13:35:59.089	<b>1:45.154</b>	32.213	42.974	29.967	78.488
3	13:37:43.445	<b>1:44.356</b>	32.082	42.459	29.815	78.397
4	13:39:27.596	<b>1:44.151</b>	31.774	42.215	30.162	77.135
5	13:41:13.822	<b>1:46.226</b>	32.920	43.744	29.562	77.047
6	13:43:05.873	<b>1:52.051</b>	32.219	42.769	37.063	77.224
7	13:44:49.426	<b>1:43.553</b>	32.184	42.635	28.734	77.491
8	13:46:32.341	<b>1:42.915</b>	31.763	42.484	28.668	77.491
9	13:48:14.967	<b>1:42.626</b>	31.836	<b>42.153</b>	<b>28.637</b>	78.214
10	13:49:58.015	<b>1:43.048</b>	<b>31.584</b>	42.233	29.231	<b>78.580</b>
11	13:51:41.629	<b>1:43.614</b>	31.763	42.654	29.197	78.032
12	13:53:25.747	<b>1:44.118</b>	31.974	42.732	29.412	78.488
13	13:55:09.729	<b>1:43.982</b>	31.640	43.158	29.184	78.305

(19) Chris GREENBANK

Lap	Time of Day	Lap Tm	S1	S2	S3	SFSpd
1	13:34:14.595	<b>1:54.651</b>	38.637			<b>82.039</b>
2	13:36:01.958	<b>1:47.363</b>	33.162			81.343
3	13:37:48.458	<b>1:46.500</b>	<b>32.669</b>			81.048
4	13:39:35.919	<b>1:47.461</b>	33.122			81.048
5	13:41:22.116	<b>1:46.197</b>	32.679			81.146
6	13:43:08.890	<b>1:46.774</b>	32.703			81.343
7	13:44:55.131	<b>1:46.241</b>	33.023			81.343
8	13:46:42.009	<b>1:46.878</b>	33.104			81.739
9	13:48:27.690	<b>1:45.681</b>	33.088			81.146
10	13:50:14.441	<b>1:46.751</b>	33.549			80.755
11	13:52:00.765	<b>1:46.324</b>	33.238			81.343
12	13:53:46.069	<b>1:45.304</b>	32.699			81.540
13	13:55:30.991	<b>1:44.922</b>	32.828			81.639

(61) Ian COCHRANE

Lap	Time of Day	Lap Tm	S1	S2	S3	SFSpd
1	13:34:16.112	<b>1:55.719</b>	39.120	46.397	30.202	<b>78.123</b>
2	13:36:04.856	<b>1:48.744</b>	33.692	45.102	29.950	78.123
3	13:37:52.832	<b>1:47.976</b>	33.444	44.948	29.584	77.851
4	13:39:42.501	<b>1:49.669</b>	34.585	45.130	29.954	77.941
5	13:41:31.828	<b>1:49.327</b>	33.991	45.764	29.572	78.032
6	13:43:20.768	<b>1:48.940</b>	34.546	44.874	29.520	77.581
7	13:45:08.267	<b>1:47.499</b>	33.930	44.441	<b>29.128</b>	77.941
8	13:46:55.235	<b>1:46.968</b>	33.753	44.018	29.197	77.581
9	13:48:42.860	<b>1:47.625</b>	33.885	44.233	29.507	77.491
10	13:50:28.780	<b>1:45.920</b>	33.321	<b>43.471</b>	29.128	77.761
11	13:52:16.511	<b>1:47.731</b>	<b>33.247</b>	44.504	29.980	77.402
12	13:54:04.870	<b>1:48.359</b>	33.940	44.958	29.461	76.958

(69) Peter BRAMBLE

Lap	Time of Day	Lap Tm	S1	S2	S3	SFSpd
1	13:34:12.839	<b>1:52.774</b>	37.156	44.784	<b>30.834</b>	<b>69.542</b>

Clerk of the Course.

Sig : Time :  
Chief Timekeeper : Ian Sharp (SMART Timing)  
Results available at [www.speedhive.com](http://www.speedhive.com) and [www.smart-timing.co.uk](http://www.smart-timing.co.uk)

Printed: 19/05/2019 13:58:38

Orbits



## DDMC Saloon Car Festival

## Lapchart

**MG Cockshoot Cup**

Croft 2.125 miles

**Race 4 - 2nd Race**

19/05/2019 13:24

**Race (20:00 Time) started at 13:32:15**

Competitors	Laps													
	0	1	2	3	4	5	6	7	8	9	10	11	12	13
Paul R CLACKETT (3)	1	3	14	14	14	14	14	14	14	14	14	14	14	14
Phil STANDISH (14)	2	14	47	47	4	4	4	4	4	4	4	4	4	4
Karl GREEN (30)	3	30	87	87	47	47	47	87	87	87	87	87	87	87
Colin STUBBS (40)	4	40	4	4	87	87	87	47	47	47	47	47	47	47
Brian BUTLER (47)	5	47	40	40	40	40	40	40	40	40	40	40	40	40
Keith EGAR (4)	6	4	30	30	30	30	30	30	30	30	30	11	11	11
Paul WIGNALL (5)	7	5	11	11	11	5	48	48	48	48	48	30	48	48
James JOHNSON (48)	8	48	5	5	5	48	5	5	5	11	11	11	48	30
Ian WHITT (87)	9	87	69	48	48	78	78	11	11	5	5	5	5	5
Michael ASHCROFT (11)	10	11	48	78	78	11	11	78	78	78	78	78	78	78
Ian WRIGHT (78)	11	78	78	19	19	19	19	19	19	19	19	19	19	19
Chris GREENBANK (19)	12	19	19	61	61	61	61	61	61	61	61	61	61	61
Peter BRAMBLE (69)	13	69	61											
Ian COCHRANE (61)	14	61												

Clerk of the Course.

Sig :                      Time :  
 Chief Timekeeper : Ian Sharp (SMART Timing)  
 Results available at [www.speedhive.com](http://www.speedhive.com) and [www.smart-timing.co.uk](http://www.smart-timing.co.uk)

Printed: 19/05/2019 13:59:14

Orbits



## DDMC Saloon Car Festival

Sorted on Laps

Northern Saloons & Sportscars Championship

Croft 2.125 miles

Race 5 - Classes A & E - 1st Race

19/05/2019 13:57

Race started at 14:09:00

Pos	No.	Name	Make/Model	CC	Class Code	Laps	Total Tm	Diff	Best Tm	In Lap	2nd Best
1	95	Paul WOOLFIT	Lotus Exige	1340SC	A1	10	15:17.491		1:23.435	8	1:23.460
2	2	Matty COBB	Lotus Elise	2400	A1	10	15:23.954	6.463	1:23.400	9	1:23.613
3	79	Paul BRYDON	Solution F BMW	3500	A1	10	15:24.949	7.458	1:23.602	5	1:23.650
4	28	Ross MURRAY	Caterham C400	2000	E1	10	15:56.275	38.784	1:26.913	8	1:27.013
5	62	Paul RANKIN	Westfield	2000	E1	10	16:06.707	49.216	1:28.812	7	1:29.579
6	40	Neil CLAXTON	Suzuki SC100	1300	A2	10	16:11.407	53.916	1:30.089	7	1:30.284
7	91	Drew MYERSCOUGH	Caterham CSR	2300	A1	10	16:12.035	54.544	1:28.792	10	1:29.049
8	77	Mark LEYBOURNE	Westfield FW	999	E2	10	16:14.549	57.058	1:30.675	8	1:30.779
9	65	Ian TOWERS	Raw Striker	998	E2	10	16:23.294	1:05.803	1:31.225	7	1:31.567
10	53	Neil FINNIGHAN	Caterham R400	2300	A1	10	16:26.208	1:08.717	1:29.614	6	1:30.682
11	57	Phil JORDAN	Ginetta G50	3500	A1	10	16:38.588	1:21.097	1:31.620	8	1:32.372
12	12	Scott HUBEL	Peugeot 205 T16	2000	A2	10	16:39.378	1:21.887	1:32.925	10	1:33.347
13	7	Alan McPHERSON	MK Indy RR	998	A2	10	16:39.703	1:22.212	1:32.449	8	1:32.545
14	58	Jon GREENWOOD	Ginetta G40	1800	A2	9	15:32.621	1 Lap	1:36.527	6	1:37.013
15	75	Damien McKAY	Westfield	1600	E1	9	15:39.679	1 Lap	1:36.258	6	1:36.259
16	38	Peter COOKE	Ginetta G40	1800	A2	9	15:55.995	1 Lap	1:35.820	8	1:36.547
<b>Not classified</b>											
DNF	94	Jon WOOLFIT	MK Indy	1475	A1	5	8:31.836	DNF	1:27.214	2	1:28.680
DNF	32	Derek LINLEY	Locost Yama Loco	1000	E2	3	5:50.945	DNF	1:44.785	2	1:50.494
DNF	19	Kirk ARMITAGE	Ford Escort	3000	A1	1	1:38.562	DNF	1:34.677	1	

### Announcements

New Track Record (1:30.089) for NSSC Sports/Sal. (A2) by Neil CLAXTON.

New Track Record (1:26.913) for NSSC Sports/Sal. (E1) by Ross MURRAY.

New Track Record (1:23.400) for NSSC Sports/Sal. (A1) by Matty COBB.

Car No.75 - No working transponder - Please fix before next Race.

Margin of Victory	Avg. Speed	Best Lap Tm	Best Speed	Best Lap by
6.463	83.380	1:23.400	91.727	2 - Matty COBB

Clerk of the Course.

Orbits

Sig : Time :

Chief Timekeeper : Ian Sharp (SMART Timing)

Results available at [www.speedhive.com](http://www.speedhive.com) and [www.smart-timing.co.uk](http://www.smart-timing.co.uk)

Printed: 19/05/2019 14:27:51



## DDMC Saloon Car Festival

### Northern Saloons & Sportscars Championship

Croft 2.125 miles

### Race 5 - Classes A & E - 1st Race

19/05/2019 13:57

Race started at 14:09:00

Lap	Time of Day	Lap Tm	S1	S2	S3	SFSpd
<b>(95) Paul WOOLFIT</b>						
1	14:10:32.723	<b>1:30.108</b>	29.969			106.015
2	14:11:57.767	<b>1:25.044</b>				101.678
3	14:14:28.995	<b>2:31.228</b>	47.472			110.012
4	14:15:53.455	<b>1:24.460</b>	26.080			109.653
5	14:17:17.436	<b>1:23.981</b>	25.886			109.653
6	14:18:40.896	<b>1:23.460</b>	25.642			107.890
7	14:20:05.944	<b>1:25.048</b>	26.652			<b>110.193</b>
8	14:21:29.379	<b>1:23.435</b>	<b>25.632</b>			105.681
9	14:22:53.346	<b>1:23.967</b>	26.034			108.413
10	14:24:17.932	<b>1:24.586</b>	26.124			106.183

Lap	Time of Day	Lap Tm	S1	S2	S3	SFSpd
<b>(2) Matty COBB</b>						
1	14:10:39.192	<b>1:36.153</b>	34.993	37.032	24.128	106.689
2	14:12:05.850	<b>1:26.658</b>	26.601	35.394	24.663	93.076
3	14:14:32.207	<b>2:26.357</b>	42.127	1:19.675	24.555	<b>108.238</b>
4	14:15:56.703	<b>1:24.496</b>	26.308	34.282	23.906	106.689
5	14:17:20.502	<b>1:23.799</b>	25.601	34.552	<b>23.646</b>	107.544
6	14:18:45.360	<b>1:24.858</b>	25.536	34.202	25.120	107.544
7	14:20:09.197	<b>1:23.837</b>	25.627	34.262	23.948	107.890
8	14:21:32.810	<b>1:23.613</b>	<b>25.437</b>	34.245	23.931	108.064
9	14:22:56.210	<b>1:23.400</b>	25.448	<b>33.944</b>	24.008	108.238
10	14:24:24.395	<b>1:28.185</b>	26.032	37.593	24.560	103.242

Lap	Time of Day	Lap Tm	S1	S2	S3	SFSpd
<b>(79) Paul BRYDON</b>						
1	14:10:29.087	<b>1:27.956</b>	30.093	34.513	23.350	107.890
2	14:11:54.304	<b>1:25.217</b>	25.847	34.862	24.508	71.773
3	14:14:28.482	<b>2:34.178</b>	50.110	1:19.854	24.214	108.064
4	14:15:52.853	<b>1:24.371</b>	26.477	34.704	23.190	107.890
5	14:17:16.455	<b>1:23.602</b>	25.687	34.858	<b>23.057</b>	108.588
6	14:18:48.914	<b>1:32.459</b>	<b>25.509</b>	<b>34.374</b>	32.576	<b>109.474</b>
7	14:20:12.712	<b>1:23.798</b>	25.963	34.394	23.441	108.764
8	14:21:36.625	<b>1:23.913</b>	25.657	34.723	23.533	108.941
9	14:23:00.275	<b>1:23.650</b>	25.544	34.820	23.286	108.941
10	14:24:25.390	<b>1:25.115</b>	25.643	35.740	23.732	107.544

Lap	Time of Day	Lap Tm	S1	S2	S3	SFSpd
<b>(28) Ross MURRAY</b>						
1	14:10:50.066	<b>1:46.360</b>	30.868	50.620	24.872	105.349
2	14:12:19.633	<b>1:29.567</b>	28.519	36.753	24.295	105.020
3	14:14:42.612	<b>2:22.979</b>	36.161	1:18.316	28.502	<b>106.015</b>
4	14:16:12.140	<b>1:29.528</b>	27.738	37.527	24.263	105.515
5	14:17:39.163	<b>1:27.023</b>	26.719	<b>36.080</b>	24.224	105.515
6	14:19:07.608	<b>1:28.445</b>	<b>26.607</b>	37.514	24.324	103.882
7	14:20:34.621	<b>1:27.013</b>	26.874	36.163	<b>23.976</b>	104.366
8	14:22:01.534	<b>1:26.913</b>	26.719	36.125	24.069	103.882
9	14:23:29.552	<b>1:28.018</b>	27.055	36.957	24.006	104.366
10	14:24:56.716	<b>1:27.164</b>	26.802	36.238	24.124	105.184

Lap	Time of Day	Lap Tm	S1	S2	S3	SFSpd
<b>(62) Paul RANKIN</b>						
1	14:10:43.776	<b>1:38.165</b>	32.850	38.791	26.524	101.987
2	14:12:14.149	<b>1:30.373</b>	28.631	36.727	25.015	101.218
3	14:14:37.348	<b>2:23.199</b>	39.067	1:17.679	26.453	<b>102.926</b>
4	14:16:06.927	<b>1:29.579</b>	28.131	<b>36.274</b>	25.174	101.678
5	14:17:37.135	<b>1:30.208</b>	28.660	37.346	<b>24.202</b>	100.310
6	14:19:08.247	<b>1:31.112</b>	28.104	37.961	25.047	101.371
7	14:20:37.059	<b>1:28.812</b>	<b>27.448</b>	36.755	24.609	100.611
8	14:22:06.720	<b>1:29.661</b>	28.206	37.233	24.222	100.011
9	14:23:36.737	<b>1:30.017</b>	28.174	37.381	24.462	99.125
10	14:25:07.148	<b>1:30.411</b>	27.837	37.486	25.088	94.385

Lap	Time of Day	Lap Tm	S1	S2	S3	SFSpd
<b>(40) Neil CLAXTON</b>						
1	14:10:41.839	<b>1:37.772</b>	34.016	37.624	26.132	90.686
2	14:12:12.760	<b>1:30.921</b>	28.229	37.289	25.403	89.596
3	14:14:36.332	<b>2:23.572</b>	38.222	1:18.516	26.834	90.809
4	14:16:07.389	<b>1:31.057</b>	27.921	37.070	26.066	<b>90.932</b>

Lap	Time of Day	Lap Tm	S1	S2	S3	SFSpd
5	14:17:39.963	<b>1:32.574</b>	29.287	37.595	25.692	90.320
6	14:19:10.498	<b>1:30.535</b>	<b>27.653</b>	37.407	25.475	90.932
7	14:20:40.587	<b>1:30.089</b>	27.790	37.057	25.242	90.564
8	14:22:10.871	<b>1:30.284</b>	28.047	<b>36.855</b>	25.382	90.442
9	14:23:41.267	<b>1:30.396</b>	27.945	37.119	25.332	90.442
10	14:25:11.848	<b>1:30.581</b>	28.264	37.141	<b>25.176</b>	90.198

Lap	Time of Day	Lap Tm	S1	S2	S3	SFSpd
<b>(91) Drew MYERSCOUGH</b>						
1	14:10:43.835	<b>1:38.321</b>	33.290	39.361	25.670	103.882
2	14:12:17.033	<b>1:33.198</b>	28.909	38.784	25.505	99.863
3	14:14:39.221	<b>2:22.188</b>	36.752	1:17.659	27.777	103.561
4	14:16:12.076	<b>1:32.855</b>	28.675	38.844	25.336	102.926
5	14:17:43.964	<b>1:31.888</b>	28.423	38.330	25.135	103.402
6	14:19:14.721	<b>1:30.757</b>	27.868	38.038	24.851	103.084
7	14:20:44.465	<b>1:29.744</b>	27.509	37.594	24.641	103.721
8	14:22:13.514	<b>1:29.049</b>	<b>27.344</b>	37.203	<b>24.502</b>	<b>105.020</b>
9	14:23:43.684	<b>1:30.170</b>	27.350	37.927	24.893	104.529
10	14:25:12.476	<b>1:28.792</b>	27.346	<b>36.587</b>	24.859	104.204

Lap	Time of Day	Lap Tm	S1	S2	S3	SFSpd
<b>(77) Mark LEYBOURNE</b>						
1	14:10:37.761	<b>1:34.531</b>	31.213	37.781	25.537	95.188
2	14:12:09.921	<b>1:32.160</b>	28.302	37.683	26.175	93.205
3	14:14:34.867	<b>2:24.946</b>	39.804	1:19.115	26.027	94.919
4	14:16:06.572	<b>1:31.705</b>	28.241	37.872	25.592	96.005
5	14:17:39.178	<b>1:32.606</b>	29.671	37.485	<b>25.450</b>	<b>96.697</b>
6	14:19:11.074	<b>1:31.896</b>	28.048	37.553	26.295	95.188
7	14:20:41.853	<b>1:30.779</b>	28.232	<b>37.077</b>	25.470	96.419
8	14:22:12.528	<b>1:30.675</b>	27.919	37.276	25.480	95.459
9	14:23:43.873	<b>1:31.345</b>	28.222	37.249	25.874	95.459
10	14:25:14.990	<b>1:31.117</b>	<b>27.834</b>	37.598	25.685	96.005

Lap	Time of Day	Lap Tm	S1	S2	S3	SFSpd
<b>(65) Ian TOWERS</b>						
1	14:10:40.901	<b>1:36.872</b>	31.482	39.549	25.841	99.419
2	14:12:14.001	<b>1:33.100</b>	28.658	38.643	25.799	98.254
3	14:14:37.075	<b>2:23.074</b>	38.544	1:17.771	26.759	96.143
4	14:16:10.262	<b>1:33.187</b>	29.448	38.097	25.642	98.833
5	14:17:42.881	<b>1:32.619</b>	28.456	38.425	25.738	99.566
6	14:19:15.081	<b>1:32.200</b>	28.435	38.071	25.694	<b>100.611</b>
7	14:20:46.306	<b>1:31.225</b>	<b>27.433</b>	37.865	25.927	100.460
8	14:22:18.815	<b>1:32.509</b>	28.427	38.356	25.726	100.611
9	14:23:52.168	<b>1:33.353</b>	28.054	39.053	26.246	98.833
10	14:25:23.735	<b>1:31.567</b>	28.171	<b>37.853</b>	<b>25.543</b>	99.272

Lap	Time of Day	Lap Tm	S1	S2	S3	SFSpd
<b>(53) Neil FINNIGHAN</b>						
1	14:10:44.454	<b>1:40.595</b>	36.489	38.897	25.209	102.768
2	14:12:19.077	<b>1:34.623</b>	29.174	39.400	26.049	95.188
3	14:14:41.815	<b>2:22.738</b>	35.708	1:18.134	28.896	102.611
4	14:16:15.061	<b>1:33.246</b>	28.448	38.975	25.823	104.204
5	14:17:45.743	<b>1:30.682</b>	27.540	38.146	24.996	105.349
6	14:19:15.357	<b>1:29.614</b>	<b>27.422</b>	<b>37.253</b>	<b>24.939</b>	<b>106.520</b>
7	14:20:46.147	<b>1:30.790</b>	27.520	37.916	25.354	104.529
8	14:22:17.480	<b>1:31.333</b>	27.869	37.647	25.817	103.084
9	14:23:51.305	<b>1:33.825</b>	28.963	39.194	25.668	103.084
10	14:25:26.649	<b>1:35.344</b>	28.122	41.248	25.974	104.204

Lap	Time of Day	Lap Tm	S1	S2	S3	SFSpd
<b>(57) Phil JORDAN</b>						
1	14:10:48.899	<b>1:41.814</b>	34.645	40.417	26.752	95.868
2	14:12:24.270	<b>1:35.371</b>	29.809	39.400	26.162	93.988
3	14:14:44.864	<b>2:20.594</b>	32.788	1:18.577	29.229	93

## DDMC Saloon Car Festival

### Northern Saloons & Sportscars Championship

Croft 2.125 miles

### Race 5 - Classes A & E - 1st Race

19/05/2019 13:57

Race started at 14:09:00

Lap	Time of Day	Lap Tm	S1	S2	S3	SFSpd
<b>(12) Scott HUBEL</b>						
1	14:10:43.528	<b>1:38.953</b>	32.474	40.012	26.467	97.117
2	14:12:19.158	<b>1:35.630</b>	30.083	39.294	26.253	96.005
3	14:14:40.380	<b>2:21.222</b>	35.111	1:17.471	28.640	96.836
4	14:16:15.103	<b>1:34.723</b>	28.927	39.845	25.951	96.558
5	14:17:49.270	<b>1:34.167</b>	28.798	39.013	26.356	94.919
6	14:19:23.501	<b>1:34.231</b>	28.845	39.132	26.254	95.595
7	14:20:56.848	<b>1:33.347</b>	<b>28.726</b>	38.922	25.699	95.868
8	14:22:30.319	<b>1:33.471</b>	28.818	38.863	25.790	96.005
9	14:24:06.894	<b>1:36.575</b>	32.271	38.614	<b>25.690</b>	96.005
10	14:25:39.819	<b>1:32.925</b>	28.751	<b>38.481</b>	25.693	<b>97.399</b>

<b>(7) Alan McPHERSON</b>						
1	14:12:32.957	<b>1:38.191</b>	30.229	39.588	28.374	85.925
2	14:14:47.734	<b>2:14.777</b>	32.862	1:12.444	29.471	83.989
3	14:16:23.137	<b>1:35.403</b>	30.592	38.786	26.025	92.690
4	14:17:56.110	<b>1:32.973</b>	28.645	38.483	25.845	93.465
5	14:19:28.931	<b>1:32.821</b>	28.806	38.407	25.608	93.726
6	14:21:01.948	<b>1:33.017</b>	28.771	38.652	<b>25.594</b>	93.988
7	14:22:35.150	<b>1:33.202</b>	28.865	38.711	25.626	94.785
8	14:24:07.599	<b>1:32.449</b>	28.571	<b>37.855</b>	26.023	94.252
9	14:25:40.144	<b>1:32.545</b>	<b>28.433</b>	38.409	25.703	<b>96.558</b>

<b>(58) Jon GREENWOOD</b>						
1	14:10:50.147	<b>1:43.602</b>	34.768	41.839	26.995	85.487
2	14:12:29.545	<b>1:39.398</b>	30.819	40.099	28.480	82.039
3	14:14:46.041	<b>2:16.496</b>	31.891	1:15.681	28.924	84.732
4	14:16:24.631	<b>1:38.590</b>	30.331	40.712	27.547	85.162
5	14:18:01.755	<b>1:37.124</b>	30.015	40.084	27.025	85.596
6	14:19:38.282	<b>1:36.527</b>	29.930	<b>39.974</b>	<b>26.623</b>	<b>86.814</b>
7	14:21:15.992	<b>1:37.710</b>	30.301	40.384	27.025	85.815
8	14:22:53.005	<b>1:37.013</b>	30.275	39.980	26.758	85.925
9	14:24:33.062	<b>1:40.057</b>	<b>29.889</b>	42.777	27.391	85.925

<b>(75) Damien McKAY</b>						
1	14:10:54.346	<b>1:43.116</b>				
2	14:12:33.369	<b>1:39.023</b>				
3	14:14:48.774	<b>2:15.405</b>				
4	14:16:28.063	<b>1:39.289</b>				
5	14:18:06.034	<b>1:37.971</b>				
6	14:19:42.292	<b>1:36.258</b>				
7	14:21:18.551	<b>1:36.259</b>				
8	14:22:58.605	<b>1:40.054</b>				
9	14:24:40.120	<b>1:41.515</b>				

<b>(38) Peter COOKE</b>						
1	14:10:50.616	<b>1:43.990</b>	35.406			84.095
2	14:12:30.827	<b>1:40.211</b>	30.688			81.244
3	14:14:47.644	<b>2:16.817</b>	31.430			82.039
4	14:16:27.761	<b>1:40.117</b>	30.627			84.412
5	14:18:04.679	<b>1:36.918</b>	29.872			84.306
6	14:19:41.226	<b>1:36.547</b>	29.721			<b>85.596</b>
7	14:21:17.919	<b>1:36.693</b>	29.574			84.946
8	14:22:53.739	<b>1:35.820</b>	29.530			84.518
9	14:24:56.436	<b>2:02.697</b>	<b>29.302</b>			60.566

<b>(94) Jon WOOLFIT</b>						
1	14:10:31.762	<b>1:30.070</b>	30.743	<b>35.682</b>	<b>23.645</b>	<b>106.351</b>
2	14:11:58.976	<b>1:27.214</b>	26.935			99.419
3	14:14:31.815	<b>2:32.839</b>	47.761	1:20.517	24.561	106.015
4	14:16:00.495	<b>1:28.680</b>	<b>26.831</b>			97.967
5	14:17:32.277	<b>1:31.782</b>	28.300	38.260	25.222	93.857

<b>(32) Derek LINLEY</b>						
1	14:10:55.764	<b>1:50.494</b>	36.323			75.317

Clerk of the Course.

Sig : Time :  
Chief Timekeeper : Ian Sharp (SMART Timing)

Results available at [www.speedhive.com](http://www.speedhive.com) and [www.smart-timing.co.uk](http://www.smart-timing.co.uk)

Printed: 19/05/2019 14:28:15

Orbits





## DDMC Saloon Car Festival

## Lapchart

Northern Saloons & Sportscars Championship

Croft 2.125 miles

Race 5 - Classes A & E - 1st Race

19/05/2019 13:57

Race started at 14:09:00

Competitors	Laps										
	0	1	2	3	4	5	6	7	8	9	10
Paul BRYDON (79)	1	79	79	79	79	79	95	95	95	95	95
Jon WOOLFIT (94)	2	94	94	95	95	95	2	2	2	2	2
Paul WOOLFIT (95)	3	95	95	94	94	2	2	79	79	79	79
Matty COBB (2)	4	2	77	2	2	94	94	28	28	28	28
Mark LEYBOURNE (77)	5	77	19	77	77	77	62	62	62	62	62
Ross MURRAY (28)	6	28	2	40	40	62	28	40	40	40	40
Neil FINNIGHAN (53)	7	53	65	65	65	40	77	77	77	91	91
Ian TOWERS (65)	8	65	40	62	62	65	40	91	91	91	77
Neil CLAXTON (40)	9	40	12	91	91	91	65	65	53	53	65
Kirk ARMITAGE (19)	10	19	62	53	12	28	91	53	65	65	53
Scott HUBEL (12)	11	12	91	12	53	53	53	12	12	12	57
Derek LINLEY (32)	12	32	53	28	28	12	12	57	57	57	12
Drew MYERSCOUGH (91)	13	91	57	57	57	57	57	58	58	58	58
Paul RANKIN (62)	14	62	28	58	58	58	58	38	38	38	75
Jon GREENWOOD (58)	15	58	58	38	38	38	38	75	75	75	38
Peter COOKE (38)	16	38	38	75	75	75	75	7	7	7	7
Phil JORDAN (57)	17	57	75	32	32	7	7				
Damien McKAY (75)	18	75	32	7	7						
Alan McPHERSON (7)	19	7	7								

Clerk of the Course.

Sig : Time :

Chief Timekeeper : Ian Sharp (SMART Timing)

Results available at [www.speedhive.com](http://www.speedhive.com) and [www.smart-timing.co.uk](http://www.smart-timing.co.uk)

Printed: 19/05/2019 14:28:36

Orbits



**DDMC Saloon Car Festival**
**Sorted on best lap time**

Super Lap Scotland

Croft 2.125 miles

Qualifying

19/05/2019 14:22

Practice (20:00 Time) started at 14:29:58

Pos	No.	Name	Make/Model	CC	Class Code	Laps	Best Tm	Diff	Best Speed	2nd Best
1	62	Paul RANKIN	Westfield		Guest	10	1:29.727		85.259	1:29.764
2	66	Frazer HUNTLY	Nissan Silvia 200sx		SLS-B	2	1:30.152	0.425	84.857	
3	7	David LONG	Caterham R400		SLS-A	13	1:30.888	1.161	84.170	1:32.814
4	51	Colin DORWARD	Mitsubishi Evo V		SLS-P	9	1:31.418	1.691	83.682	1:31.947
5	81	Ian PITMAN	Subaru Impreza		SLS-C	7	1:33.353	3.626	81.947	1:35.577
6	98	Matthew LAWSON	Mitsubishi Evo V RS		SLS-P	8	1:33.605	3.878	81.726	1:34.019
7	71	Ben ROBINSON	Noble M12		SLS-B	7	1:34.099	4.372	81.297	1:35.868
8	35	Stephen HENDERSON	Sylva Riot		SLS-D	10	1:34.426	4.699	81.016	1:34.773
9	20	Hamish GORDON	Ultima GT-R		SLS-C	12	1:35.467	5.740	80.132	1:35.890
10	50	Tom PORTER	Ford Fiesta		Guest	11	1:35.865	6.138	79.800	1:36.267
11	87	Paul BELL	Renault Clio Cup		SLS-E	10	1:36.419	6.692	79.341	1:36.473
12	90	Andy TAYLOR	Ford Fiesta		Guest	10	1:37.558	7.831	78.415	1:37.857
13	89	Nick LEWIS-COOK	Ford Fiesta		Guest	11	1:37.916	8.189	78.128	1:39.427
14	88	Martin BROWN	Subaru Impreza WRX		SLS-E	11	1:37.957	8.230	78.095	1:39.514
15	2	Marc KEMP	Mazda MX5 Mk3		SLS-F	6	1:38.055	8.328	78.017	1:38.102
16	515	Ewan FRASER	Ginetta G40R		SLS-E	9	1:38.583	8.856	77.600	1:39.056
17	9	Steve ARKLEY	Westfield Megabus		SLS-C	12	1:39.710	9.983	76.722	1:40.646
18	82	Alan STEWART	Triumph TR7 V8		SLS-E	11	1:40.557	10.830	76.076	1:40.713
19	73	Robert DAVEY	Lotus Elise S Cup		SLS-D	11	1:41.859	12.132	75.104	1:41.953
20	86	Adam MORRISON	Mini Cooper		SLS-G	5	1:41.942	12.215	75.043	1:42.324
21	12	James McELENY	Subaru Impreza		SLS-E	11	1:42.090	12.363	74.934	1:42.370
22	333	Andrew NAPIER	Honda Civic Type R		SLS-E	9	1:42.109	12.382	74.920	1:42.457
23	4	Alex MILNE	Audi TT RS		SLS-D	5	1:42.393	12.666	74.712	1:43.825
24	716	Tom LOCKHART	Renault Clio 172		SLS-F	8	1:43.278	13.551	74.072	1:44.191
25	24	Jordan SMITH	Ford Escort Mk1		SLS-E	9	1:43.719	13.992	73.757	1:43.867
26	53	Jamie GOUDIE	Mazda MX5		SLS-G	12	1:43.976	14.249	73.575	1:44.415
27	38	Sean HISLOP	Renault Clio		SLS-F	6	1:45.618	15.891	72.431	1:46.103
28	29	Carl WALKER	Renault Clio		SLS-E	11	1:46.389	16.662	71.906	1:48.021
29	100	Jenny MUIR	Suzuki Swift		SLS-G	7	1:49.506	19.779	69.859	1:51.033
30	59	Simon McWILLIAM	Renault Clio 172		SLS-F	5	1:49.666	19.939	69.757	1:51.618
31	58	Stewart McCracken	Caterham Superseven		SLS-D	9	1:50.723	20.996	69.091	1:57.101
32	111	Michael RIGBY	Subaru Impreza		SLS-B	1		-		
33	8	David ROBB	Mini Cooper S		SLS-F			-		

Clerk of the Course.

Orbits

Sig : Time :

Chief Timekeeper : Ian Sharp (SMART Timing)

 Results available at [www.speedhive.com](http://www.speedhive.com) and [www.smart-timing.co.uk](http://www.smart-timing.co.uk)

Printed: 19/05/2019 14:53:28



## DDMC Saloon Car Festival

Sorted on best lap time

Super Lap Scotland

Croft 2.125 miles

Qualifying

19/05/2019 14:22

Practice (20:00 Time) started at 14:29:58

Pos	No.	Name	Make/Model	CC	Class Code	Laps	Best Tm	Diff	Best Speed	2nd Best
<b>Guest</b>										
1	62	Paul RANKIN	Westfield		Guest	10	1:29.727		85.259	1:29.764
2	50	Tom PORTER	Ford Fiesta		Guest	11	1:35.865	6.138	79.800	1:36.267
3	90	Andy TAYLOR	Ford Fiesta		Guest	10	1:37.558	7.831	78.415	1:37.857
4	89	Nick LEWIS-COOK	Ford Fiesta		Guest	11	1:37.916	8.189	78.128	1:39.427

### Super Lap Scotland (A)

1	7	David LONG	Caterham R400		SLS-A	13	1:30.888		84.170	1:32.814
---	---	------------	---------------	--	-------	----	----------	--	--------	----------

### Super Lap Scotland (B)

1	66	Frazer HUNTLY	Nissan Silvia 200sx		SLS-B	2	1:30.152		84.857	
2	71	Ben ROBINSON	Noble M12		SLS-B	7	1:34.099	3.947	81.297	1:35.868
3	111	Michael RIGBY	Subaru Impreza		SLS-B	1			-	

### Super Lap Scotland (C)

1	81	Ian PITMAN	Subaru Impreza		SLS-C	7	1:33.353		81.947	1:35.577
2	20	Hamish GORDON	Ultima GT-R		SLS-C	12	1:35.467	2.114	80.132	1:35.890
3	9	Steve ARKLEY	Westfield Megabus		SLS-C	12	1:39.710	6.357	76.722	1:40.646

### Super Lap Scotland (D)

1	35	Stephen HENDERSON	Sylva Riot		SLS-D	10	1:34.426		81.016	1:34.773
2	73	Robert DAVEY	Lotus Elise S Cup		SLS-D	11	1:41.859	7.433	75.104	1:41.953
3	4	Alex MILNE	Audi TT RS		SLS-D	5	1:42.393	7.967	74.712	1:43.825
4	58	Stewart McCracken	Caterham Superseven		SLS-D	9	1:50.723	16.297	69.091	1:57.101

### Super Lap Scotland (E)

1	87	Paul BELL	Renault Clio Cup		SLS-E	10	1:36.419		79.341	1:36.473
2	88	Martin BROWN	Subaru Impreza WRX		SLS-E	11	1:37.957	1.538	78.095	1:39.514
3	515	Ewan FRASER	Ginetta G40R		SLS-E	9	1:38.583	2.164	77.600	1:39.056
4	82	Alan STEWART	Triumph TR7 V8		SLS-E	11	1:40.557	4.138	76.076	1:40.713
5	12	James McELENY	Subaru Impreza		SLS-E	11	1:42.090	5.671	74.934	1:42.370
6	333	Andrew NAPIER	Honda Civic Type R		SLS-E	9	1:42.109	5.690	74.920	1:42.457
7	24	Jordan SMITH	Ford Escort Mk1		SLS-E	9	1:43.719	7.300	73.757	1:43.867
8	29	Carl WALKER	Renault Clio		SLS-E	11	1:46.389	9.970	71.906	1:48.021

### Super Lap Scotland (F)

1	2	Marc KEMP	Mazda MX5 Mk3		SLS-F	6	1:38.055		78.017	1:38.102
2	716	Tom LOCKHART	Renault Clio 172		SLS-F	8	1:43.278	5.223	74.072	1:44.191
3	38	Sean HISLOP	Renault Clio		SLS-F	6	1:45.618	7.563	72.431	1:46.103
4	59	Simon McWILLIAM	Renault Clio 172		SLS-F	5	1:49.666	11.611	69.757	1:51.618
5	8	David ROBB	Mini Cooper S		SLS-F				-	

Clerk of the Course.

Orbits

Sig : Time :

Chief Timekeeper : Ian Sharp (SMART Timing)

 Results available at [www.speedhive.com](http://www.speedhive.com) and [www.smart-timing.co.uk](http://www.smart-timing.co.uk)


**DDMC Saloon Car Festival**

Sorted on best lap time

Super Lap Scotland

Croft 2.125 miles

Qualifying

19/05/2019 14:22

Practice (20:00 Time) started at 14:29:58

Pos	No.	Name	Make/Model	CC	Class Code	Laps	Best Tm	Diff	Best Speed	2nd Best
<b>Super Lap Scotland (G)</b>										
1	86	Adam MORRISON	Mini Cooper		SLS-G	5	1:41.942		75.043	1:42.324
2	53	Jamie GOUDIE	Mazda MX5		SLS-G	12	1:43.976	2.034	73.575	1:44.415
3	100	Jenny MUIR	Suzuki Swift		SLS-G	7	1:49.506	7.564	69.859	1:51.033
<b>Super Lap Scotland (Pro)</b>										
1	51	Colin DORWARD	Mitsubishi Evo V		SLS-P	9	1:31.418		83.682	1:31.947
2	98	Matthew LAWSON	Mitsubishi Evo V RS		SLS-P	8	1:33.605	2.187	81.726	1:34.019

Clerk of the Course.

Orbits

Sig : Time :

Chief Timekeeper : Ian Sharp (SMART Timing)

 Results available at [www.speedhive.com](http://www.speedhive.com) and [www.smart-timing.co.uk](http://www.smart-timing.co.uk)

Printed: 20/05/2019 08:16:54



## DDMC Saloon Car Festival

### Super Lap Scotland

Croft 2.125 miles

### Qualifying

19/05/2019 14:22

Practice (20:00 Time) started at 14:29:58

Lap	Time of Day	Lap Tm	S1	S2	S3	SFSpd
<b>(62) Paul RANKIN</b>						
1	14:35:40.796			40.094	25.751	100.161
2	14:37:10.869	<b>1:30.073</b>	28.371	37.132	24.570	100.460
3	14:38:41.802	<b>1:30.933</b>	<b>27.467</b>	<b>37.001</b>	26.465	<b>101.218</b>
4	14:40:12.847	<b>1:31.045</b>	27.510	37.569	25.966	98.833
5	14:41:46.276	<b>1:33.429</b>	28.016	37.721	27.692	99.714
6	14:43:16.003	<b>1:29.727</b>	27.861	37.623	<b>24.243</b>	99.863
7	14:44:47.569	<b>1:31.566</b>	29.427	37.339	24.800	99.566
8	14:46:17.793	<b>1:30.224</b>	28.584	37.137	24.503	100.914
9	14:47:51.738	<b>1:33.945</b>	28.885	40.161	24.899	100.611
10	14:49:21.502	<b>1:29.764</b>	27.690	37.579	24.495	99.125

<b>(66) Frazer HUNTLY</b>						
1	14:31:52.864			48.615	26.387	<b>103.242</b>
2	14:33:23.016	<b>1:30.152</b>	27.493	<b>37.467</b>	<b>25.192</b>	103.084

<b>(7) David LONG</b>						
1	14:31:21.209			41.678	26.618	108.238
2	14:32:54.837	<b>1:33.628</b>	28.982	38.873	25.773	<b>110.374</b>
3	14:34:27.651	<b>1:32.814</b>	28.201	38.319	26.294	109.296
4	14:36:02.502	<b>1:34.851</b>	29.267	39.797	25.787	109.118
5	14:37:35.837	<b>1:33.335</b>	29.236	38.778	25.321	110.374
6	14:39:10.447	<b>1:34.610</b>	29.563	39.507	25.540	109.118
7	14:40:43.769	<b>1:33.322</b>	28.977	38.892	25.453	109.118
8	14:42:37.805	<b>1:54.036</b>	36.123	50.933	26.980	109.653
9	14:44:08.693	<b>1:30.888</b>	<b>27.913</b>	<b>37.963</b>	<b>25.012</b>	109.832
10	14:46:01.498	<b>1:52.805</b>	32.945	49.585	30.275	109.474
11	14:47:36.316	<b>1:34.818</b>	29.675	39.173	25.970	107.890
12	14:49:11.725	<b>1:35.409</b>	30.553	39.360	25.496	109.296
13	14:50:44.596	<b>1:32.871</b>	28.676	39.011	25.184	108.764

<b>(51) Colin DORWARD</b>						
1	14:32:22.663			46.655	29.774	109.832
2	14:34:02.616	<b>1:39.953</b>	29.297	43.051	27.605	109.832
3	14:35:44.819	<b>1:42.203</b>	30.492			101.832
4	14:37:26.087	<b>1:41.268</b>	30.606			109.474
5	14:38:58.034	<b>1:31.947</b>	<b>28.430</b>			109.296
6	14:41:11.575	<b>2:13.541</b>	36.047			70.491
7	14:46:44.190	<b>5:32.615</b>	34.397	42.449	26.415	<b>110.556</b>
8	14:48:15.608	<b>1:31.418</b>	28.444	<b>38.061</b>	<b>24.913</b>	110.012
9	14:50:14.243	<b>1:58.635</b>	35.812			61.965

<b>(81) Ian PITMAN</b>						
1	14:32:53.656			1:00.776	32.238	98.254
2	14:34:29.233	<b>1:35.577</b>	<b>28.703</b>	38.710	28.164	96.419
3	14:36:45.266	<b>2:16.033</b>	39.974	59.594	36.465	55.737
4	14:38:53.115	<b>2:07.849</b>	42.130	56.259	29.460	98.111
5	14:40:26.468	<b>1:33.353</b>	28.745	<b>38.575</b>	<b>26.033</b>	<b>98.398</b>
6	14:42:45.182	<b>2:18.714</b>	38.016	1:00.429	40.269	49.091
7	14:45:10.586	<b>2:25.404</b>	46.046	1:02.938	36.420	53.260

<b>(98) Matthew LAWSON</b>						
1	14:32:07.697			57.322	32.722	69.758
2	14:33:58.028	<b>1:50.331</b>	32.817	44.050	33.464	76.782
3	14:35:37.978	<b>1:39.950</b>	32.820	41.509	25.621	<b>118.565</b>
4	14:37:23.294	<b>1:45.316</b>	35.028	43.621	26.667	116.912
5	14:38:56.899	<b>1:33.605</b>	28.288	<b>39.812</b>	<b>25.505</b>	115.504
6	14:46:26.942	<b>7:30.043</b>	34.931	47.956	27.944	116.912
7	14:48:00.961	<b>1:34.019</b>	<b>27.500</b>	40.826	25.693	114.714
8	14:49:57.026	<b>1:56.065</b>	37.320	51.945	26.800	117.321

<b>(71) Ben ROBINSON</b>						
1	14:31:46.734			48.954	29.918	104.366
2	14:33:20.833	<b>1:34.099</b>	<b>28.407</b>	39.301	<b>26.391</b>	<b>106.015</b>
3	14:34:58.125	<b>1:37.292</b>	29.986	40.827	26.479	103.882

4	14:36:33.993	<b>1:35.868</b>	30.173	<b>39.185</b>	26.510	104.043
5	14:38:14.569	<b>1:40.576</b>	28.800	44.447	27.329	105.020
6	14:39:50.667	<b>1:36.098</b>	29.961	39.671	26.466	104.529
7	14:41:30.132	<b>1:39.465</b>	29.054	40.519	29.892	63.489

<b>(35) Stephen HENDERSON</b>						
1	14:31:54.383			49.213	27.925	94.919
2	14:33:32.272	<b>1:37.889</b>	30.192	39.835	27.862	93.857
3	14:35:07.862	<b>1:35.590</b>	29.325	39.565	26.700	94.120
4	14:36:43.287	<b>1:35.425</b>	29.188	39.338	26.899	94.385
5	14:38:42.303	<b>1:59.016</b>	29.303	52.604	37.109	92.308
6	14:40:16.729	<b>1:34.426</b>	29.066	39.241	<b>26.119</b>	<b>95.323</b>
7	14:42:24.722	<b>2:07.993</b>	29.064	1:04.631	34.298	94.385
8	14:44:12.379	<b>1:47.657</b>	29.271	44.680	33.706	95.323
9	14:45:47.152	<b>1:34.773</b>	<b>29.049</b>	39.430	26.294	94.518
10	14:51:01.988	<b>5:14.836</b>	29.193	1:16.452	39.346	60.896

<b>(20) Hamish GORDON</b>						
1	14:32:00.465			48.320	31.230	98.398
2	14:33:38.831	<b>1:38.366</b>	30.568	41.718	26.080	103.242
3	14:35:16.101	<b>1:37.270</b>	29.481	41.599	26.190	102.611
4	14:36:51.991	<b>1:35.890</b>	29.443	40.935	25.512	103.882
5	14:38:31.386	<b>1:39.395</b>	31.370	41.902	26.123	<b>104.204</b>
6	14:40:08.309	<b>1:36.923</b>	31.232	<b>39.971</b>	25.720	103.084
7	14:41:47.110	<b>1:38.801</b>	29.942	40.168	28.691	103.402
8	14:43:22.577	<b>1:35.467</b>	29.518	40.453	<b>25.496</b>	102.926
9	14:44:59.323	<b>1:36.746</b>	<b>28.919</b>	42.094	25.733	102.298
10	14:46:48.213	<b>1:48.890</b>	30.529	47.667	30.694	68.970
11	14:48:54.549	<b>2:06.336</b>	38.034	53.842	34.460	66.312
12	14:51:05.596	<b>2:11.047</b>	39.261	54.465	37.321	71.315

<b>(50) Tom PORTER</b>						
1	14:32:28.495					88.068
2	14:34:13.876	<b>1:45.381</b>	30.333			90.077
3	14:35:51.511	<b>1:37.635</b>	29.811			87.494
4	14:37:31.381	<b>1:39.870</b>	29.785			87.952
5	14:39:10.362	<b>1:38.981</b>	30.918			88.299
6	14:41:06.367	<b>1:56.005</b>	36.758			<b>90.564</b>
7	14:42:42.232	<b>1:35.865</b>	<b>29.197</b>			89.716
8	14:44:18.949	<b>1:36.717</b>	29.799			89.120
9	14:45:55.216	<b>1:36.267</b>	29.221			88.884
10	14:47:56.145	<b>2:00.929</b>	36.982			90.198
11	14:49:33.054	<b>1:36.909</b>	29.462			89.239

<b>(87) Paul BELL</b>						
1	14:31:25.063			42.652	28.031	86.927
2	14:33:02.834	<b>1:37.771</b>	30.440	40.264	27.067	85.925
3	14:34:42.059	<b>1:39.225</b>	30.560	41.567	27.098	86.368
4	14:36:19.406	<b>1:37.347</b>	30.228	40.205	26.914	86.479
5	14:38:03.434	<b>1:44.028</b>	34.128	41.868	28.032	87.040
6	14:39:40.935	<b>1:37.501</b>	30.025	39.879	27.597	86.702
7	14:41:17.772	<b>1:36.837</b>	30.189	<b>39.794</b>	26.854	87.040
8	14:46:48.794	<b>5:31.022</b>	36.567	41.840	29.404	<b>87.153</b>
9	14:48:25.213	<b>1:36.419</b>	<b>29.791</b>	39.800	26.828	86.368
10	14:50:01.686	<b>1:36.473</b>	29.947	39.999	<b>26.527</b>	86.814

<b>(90) Andy TAYLOR</b>						
1	14:32:20.703			47.515	30.065	93.857
2	14:34:01.686	<b>1:40.983</b>	30.474	42.888	27.621	93.857
3	14:35:43.965	<b>1:42.279</b>	30.794	40.667	30.818	84.306
4	14:37:26.268	<b>1:42.303</b>	30.661	43.455	28.187	93.726
5	14:39:04.125	<b>1:37.857</b>	30.231	40.189	27.437	93.988
6	14:40:42.764	<b>1:38.639</b>	29.883	41.402	<b>27.354</b>	93.988
7	14:42:46.204	<b>2:03.440</b>	35.955	53.213	34.272	93.465
8	14:44:23.762	<b>1:37.558</b>	<b>29.792</b>	<b>40.142</b>	27.624	93.988
9	14:46:08.627	<b>1:44.865</b>	35.848	40.894	28.123	<b>95.595</b>

Clerk of the Course.

Orbits

Sig : Time :  
Chief Timekeeper : Ian Sharp (SMART Timing)Results available at [www.speedhive.com](http://www.speedhive.com) and [www.smart-timing.co.uk](http://www.smart-timing.co.uk)

Printed: 19/05/2019 14:54:15





## DDMC Saloon Car Festival

### Super Lap Scotland

Croft 2.125 miles

### Qualifying

19/05/2019 14:22

Practice (20:00 Time) started at 14:29:58

Lap	Time of Day	Lap Tm	S1	S2	S3	SFSpd
10	14:50:54.902	<b>4:46.275</b>	30.772	41.663	28.221	93.595
<b>(89) Nick LEWIS-COOK</b>						
1	14:32:31.406			49.290	30.424	95.868
2	14:34:20.084	<b>1:48.678</b>	29.870	49.054	29.754	<b>96.419</b>
3	14:36:00.697	<b>1:40.613</b>	29.626	42.014	28.973	94.785
4	14:37:40.851	<b>1:40.154</b>	29.976	42.048	28.130	94.252
5	14:39:21.087	<b>1:40.236</b>	30.076	41.907	28.253	94.385
6	14:41:03.702	<b>1:42.615</b>	30.711	42.524	29.380	94.919
7	14:42:47.552	<b>1:43.850</b>	29.899	40.487	33.464	90.198
8	14:44:26.979	<b>1:39.427</b>	30.345	40.920	28.162	94.385
9	14:46:06.457	<b>1:39.478</b>	30.321	40.626	28.531	94.120
10	14:48:06.106	<b>1:59.649</b>	36.966	49.255	33.428	95.323
11	14:49:44.022	<b>1:37.916</b>	<b>29.554</b>	<b>40.436</b>	<b>27.926</b>	95.731
<b>(88) Martin BROWN</b>						
1	14:32:39.066			52.842	30.426	86.479
2	14:34:24.866	<b>1:45.800</b>	32.424	45.508	27.868	87.153
3	14:36:10.016	<b>1:45.150</b>	33.085	44.722	27.343	<b>87.494</b>
4	14:37:49.530	<b>1:39.514</b>	30.813	41.072	27.629	86.368
5	14:39:48.952	<b>1:59.422</b>	37.162	53.073	29.187	86.927
6	14:41:31.229	<b>1:42.277</b>	30.979	42.468	28.830	85.706
7	14:43:28.851	<b>1:57.622</b>	35.819	52.774	29.029	87.153
8	14:45:09.498	<b>1:40.647</b>	30.901	40.820	28.926	87.266
9	14:47:07.969	<b>1:58.471</b>	37.747	51.713	29.011	86.927
10	14:48:45.926	<b>1:37.957</b>	<b>30.458</b>	<b>40.191</b>	<b>27.308</b>	87.040
11	14:50:40.117	<b>1:54.191</b>	34.916	48.782	30.493	59.757
<b>(2) Marc KEMP</b>						
1	14:33:05.048			45.412	35.374	79.136
2	14:34:43.162	<b>1:38.114</b>	30.700	40.395	27.019	78.950
3	14:36:21.217	<b>1:38.055</b>	<b>30.416</b>	40.944	<b>26.695</b>	<b>79.890</b>
4	14:38:01.182	<b>1:39.965</b>	32.257	40.833	26.875	78.857
5	14:39:41.060	<b>1:39.878</b>	30.838	40.393	28.647	78.488
6	14:41:19.162	<b>1:38.102</b>	30.673	<b>40.352</b>	27.077	79.700
<b>(515) Ewan FRASER</b>						
1	14:32:21.028			47.983	30.908	73.502
2	14:34:19.940	<b>1:58.912</b>	38.940	49.975	29.997	84.732
3	14:36:11.255	<b>1:51.315</b>	35.509	47.804	28.002	<b>85.925</b>
4	14:37:52.188	<b>1:40.933</b>	30.124	40.908	29.901	84.732
5	14:39:33.065	<b>1:40.877</b>	30.318	41.200	29.359	84.839
6	14:41:14.330	<b>1:41.265</b>	30.624	42.676	27.965	85.270
7	14:42:59.473	<b>1:45.143</b>	30.353	41.996	32.794	85.925
8	14:44:38.056	<b>1:38.583</b>	<b>29.922</b>	<b>40.435</b>	28.226	85.054
9	14:46:17.112	<b>1:39.056</b>	30.686	40.477	<b>27.893</b>	83.675
<b>(9) Steve ARKLEY</b>						
1	14:31:33.962			46.800	27.173	94.518
2	14:33:18.526	<b>1:44.564</b>	31.996	45.375	27.193	96.697
3	14:35:03.676	<b>1:45.150</b>	32.967	44.937	27.246	95.459
4	14:36:46.940	<b>1:43.264</b>	31.679	44.483	27.102	96.281
5	14:38:37.346	<b>1:50.406</b>	31.493	48.108	30.805	96.419
6	14:40:21.953	<b>1:44.607</b>	32.227	45.049	27.331	96.005
7	14:42:05.553	<b>1:43.600</b>	32.184	44.458	26.958	<b>97.117</b>
8	14:43:45.263	<b>1:39.710</b>	<b>30.709</b>	42.339	<b>26.662</b>	94.518
9	14:45:36.006	<b>1:50.743</b>	31.510	43.095	36.138	35.734
10	14:47:53.145	<b>2:17.139</b>	51.936	54.746	30.457	89.596
11	14:49:39.045	<b>1:45.900</b>	33.679	45.221	27.000	96.558
12	14:51:19.691	<b>1:40.646</b>	30.965	<b>42.209</b>	27.472	93.988
<b>(82) Alan STEWART</b>						
1	14:32:02.209			56.304	33.841	88.649
2	14:33:50.659	<b>1:48.450</b>	32.935	45.812	29.703	89.239
3	14:35:34.268	<b>1:43.609</b>	31.691	43.087	28.831	83.675
4	14:37:43.689	<b>2:09.421</b>	34.611	58.927	35.883	86.927

Lap	Time of Day	Lap Tm	S1	S2	S3	SFSpd
5	14:39:41.602	<b>1:57.913</b>	32.520	41.996	43.397	74.152
6	14:41:26.884	<b>1:45.282</b>	32.163	42.917	30.202	80.853
7	14:43:14.514	<b>1:47.630</b>	33.287	44.756	29.587	89.477
8	14:44:56.765	<b>1:42.251</b>	31.120	42.551	28.580	88.884
9	14:46:37.478	<b>1:40.713</b>	31.280	<b>41.455</b>	27.978	<b>89.716</b>
10	14:48:32.533	<b>1:55.055</b>	32.860	51.944	30.251	89.239
11	14:50:13.090	<b>1:40.557</b>	<b>30.427</b>	42.166	<b>27.964</b>	89.716
<b>(73) Robert DAVEY</b>						
1	14:31:54.750			51.453	32.261	82.341
2	14:33:39.075	<b>1:44.325</b>	32.100	43.094	29.131	67.649
3	14:35:29.529	<b>1:50.454</b>	35.303	45.858	29.293	91.427
4	14:37:11.482	<b>1:41.953</b>	31.515	<b>42.252</b>	<b>28.186</b>	88.299
5	14:38:54.459	<b>1:42.977</b>	31.853	42.840	28.284	91.928
6	14:40:47.822	<b>1:53.363</b>	33.909	47.959	31.495	91.928
7	14:42:34.401	<b>1:46.579</b>	31.818	44.724	30.037	91.427
8	14:44:19.880	<b>1:45.479</b>	32.088	43.308	30.083	74.564
9	14:46:05.953	<b>1:46.073</b>	33.665	43.649	28.759	<b>92.181</b>
10	14:47:59.192	<b>1:53.239</b>	34.762	47.569	30.908	90.564
11	14:49:41.051	<b>1:41.859</b>	<b>31.261</b>	42.351	28.247	90.932
<b>(86) Adam MORRISON</b>						
1	14:32:06.111			47.977	33.718	75.148
2	14:33:49.444	<b>1:43.333</b>	32.371	42.636	28.326	<b>76.607</b>
3	14:35:31.768	<b>1:42.324</b>	31.975	42.053	28.296	76.086
4	14:37:14.305	<b>1:42.537</b>	31.802	42.158	28.577	76.607
5	14:38:56.247	<b>1:41.942</b>	<b>31.746</b>	<b>42.042</b>	<b>28.154</b>	76.432
<b>(12) James McELENY</b>						
1	14:32:57.059			47.169	31.599	88.183
2	14:34:47.737	<b>1:50.678</b>	32.586	45.870	32.222	<b>88.416</b>
3	14:36:30.763	<b>1:43.026</b>	31.176	43.401	28.449	84.839
4	14:38:30.599	<b>1:59.836</b>	31.614	58.783	29.439	82.442
5	14:40:13.767	<b>1:43.168</b>	32.255	42.188	28.725	84.946
6	14:41:56.137	<b>1:42.370</b>	31.366	42.629	<b>28.375</b>	84.200
7	14:44:04.605	<b>2:08.468</b>	38.227	59.157	31.084	87.040
8	14:45:46.695	<b>1:42.090</b>	31.198	<b>42.145</b>	28.747	84.306
9	14:47:44.970	<b>1:58.275</b>	34.564	53.180	30.531	86.814
10	14:49:31.919	<b>1:46.949</b>	31.074	44.914	30.961	85.815
11	14:51:16.664	<b>1:44.745</b>	<b>31.042</b>	44.831	28.872	85.925
<b>(333) Andrew NAPIER</b>						
1	14:32:23.364					85.379
2	14:34:16.491	<b>1:53.127</b>	31.899			85.596
3	14:36:00.691	<b>1:44.200</b>	32.099			83.054
4	14:37:43.178	<b>1:42.487</b>	31.491			84.625
5	14:39:25.793	<b>1:42.615</b>	31.648			85.379
6	14:42:07.722	<b>2:41.929</b>	48.867			85.487
7	14:43:49.831	<b>1:42.109</b>	31.128			84.839
8	14:45:32.288	<b>1:42.457</b>	<b>30.908</b>			86.035
9	14:47:15.117	<b>1:42.829</b>	30.995			<b>86.257</b>
<b>(4) Alex MILNE</b>						
1	14:31:25.701			43.384	27.318	88.884
2	14:33:13.729	<b>1:48.028</b>	33.805	45.428	28.795	<b>97.257</b>
3	14:34:56.122	<b>1:42.393</b>	31.913	43.271	27.209	95.053
4	14:36:39.947	<b>1:43.825</b>	32.652	<b>43.092</b>	28.081	96.419
5	14:38:25.917	<b>1:45.970</b>	<b>31.409</b>	47.556	<b>27.005</b>	96.697
<b>(716) Tom LOCKHART</b>						
1	14:32:12.567			52.605	34.000	81.639
2	14:34:00.371	<b>1:47.804</b>	33.477	46.264	<b>28.063</b>	82.951
3	14:35:30.436	<b>5:30.065</b>	33.377	53.863	33.444	82.849
4	14:41:16.025	<b>1:45.589</b>	32.181	43.926	29.482	82.849
5	14:43:02.423	<b>1:46.398</b>	31.639	44.947	29.812	83.054
6	14:44:45.701	<b>1:43.278</b>	31.543	<b>43.157</b>	28.578	<b>83.571</b>

Clerk of the Course.

Sig : Time :

Chief Timekeeper : Ian Sharp (SMART Timing)

Results available at [www.speedhive.com](http://www.speedhive.com) and [www.smart-timing.co.uk](http://www.smart-timing.co.uk)

Printed: 19/05/2019 14:54:15

Orbits



## DDMC Saloon Car Festival

Super Lap Scotland

Croft 2.125 miles

Qualifying

19/05/2019 14:22

Practice (20:00 Time) started at 14:29:58

Lap	Time of Day	Lap Tm	S1	S2	S3	SFSpd
7	14:46:30.461	<b>1:44.760</b>	32.298	43.312	29.150	82.951
8	14:48:14.652	<b>1:44.191</b>	<b>31.448</b>	43.735	29.008	79.890
<b>(24) Jordan SMITH</b>						
1	14:32:03.849			54.940	32.887	82.139
2	14:33:52.388	<b>1:48.539</b>	33.524	45.980	29.035	83.989
3	14:35:36.107	<b>1:43.719</b>	32.339	<b>43.004</b>	28.376	84.306
4	14:37:33.635	<b>1:57.528</b>	33.533	53.974	30.021	<b>85.054</b>
5	14:39:18.589	<b>1:44.954</b>	32.821	43.572	28.561	83.885
6	14:41:10.454	<b>1:51.865</b>	34.694	45.611	31.560	84.518
7	14:42:54.321	<b>1:43.867</b>	<b>32.189</b>	43.604	<b>28.074</b>	84.306
8	14:48:00.323	<b>5:06.002</b>	38.692	55.588	30.957	84.625
9	14:49:50.439	<b>1:50.116</b>	35.469	45.074	29.573	84.839

**(53) Jamie GOUDIE**

1	14:31:38.655			46.443	30.338	74.981
2	14:33:28.600	<b>1:49.945</b>	33.185	45.239	31.521	75.742
3	14:35:13.405	<b>1:44.805</b>	32.952	42.651	29.202	75.914
4	14:36:57.820	<b>1:44.415</b>	32.711	42.509	29.195	76.000
5	14:38:44.885	<b>1:47.065</b>	32.729	43.838	30.498	76.345
6	14:40:29.492	<b>1:44.607</b>	32.450	<b>42.359</b>	29.798	76.432
7	14:42:14.711	<b>1:45.219</b>	32.527	42.808	29.884	75.572
8	14:44:08.339	<b>1:53.628</b>	35.255	48.893	29.480	75.828
9	14:45:52.827	<b>1:44.488</b>	32.459	42.976	<b>29.053</b>	76.345
10	14:47:37.706	<b>1:44.879</b>	32.416	42.847	29.616	75.402
11	14:49:25.138	<b>1:47.432</b>	32.228	44.701	30.503	<b>76.694</b>
12	14:51:09.114	<b>1:43.976</b>	<b>31.954</b>	42.362	29.660	65.599

**(38) Sean HISLOP**

1	14:32:36.457			49.631	29.738	83.363
2	14:38:12.033	<b>5:35.576</b>	36.201	45.973	30.265	<b>83.571</b>
3	14:40:01.154	<b>1:49.121</b>	35.087	44.598	29.436	83.363
4	14:41:47.257	<b>1:46.103</b>	<b>32.283</b>	<b>43.493</b>	30.327	76.259
5	14:43:37.589	<b>1:50.332</b>	32.934	45.781	31.617	83.260
6	14:45:23.207	<b>1:45.618</b>	32.440	44.274	<b>28.904</b>	83.054

**(29) Carl WALKER**

1	14:32:11.712			57.148	33.956	83.675
2	14:34:06.950	<b>1:55.238</b>	33.907	48.734	32.597	78.305
3	14:36:04.057	<b>1:57.107</b>	35.214	50.218	31.675	83.885
4	14:37:52.299	<b>1:48.242</b>	32.869	44.248	31.125	80.853
5	14:39:42.510	<b>1:50.211</b>	33.330	44.377	32.504	<b>84.306</b>
6	14:41:31.630	<b>1:49.120</b>	33.057	44.846	31.217	75.317
7	14:43:22.448	<b>1:50.818</b>	34.426	45.685	30.707	82.442
8	14:45:12.464	<b>1:50.016</b>	33.107	44.343	32.566	83.571
9	14:46:58.853	<b>1:46.389</b>	<b>32.693</b>	<b>43.886</b>	<b>29.810</b>	83.675
10	14:48:46.874	<b>1:48.021</b>	32.914	44.721	30.386	84.095
11	14:50:45.426	<b>1:58.552</b>	37.329	48.714	32.509	73.826

**(100) Jenny MUIR**

1	14:32:32.787			54.616	32.952	72.004
2	14:38:46.073	<b>6:13.286</b>	35.971	46.809	32.030	74.152
3	14:40:38.454	<b>1:52.381</b>	34.587	47.436	30.358	74.981
4	14:42:27.960	<b>1:49.506</b>	<b>34.399</b>	<b>45.100</b>	<b>30.007</b>	<b>75.402</b>
5	14:44:18.993	<b>1:51.033</b>	34.535	45.223	31.275	59.757
6	14:49:25.363	<b>5:06.370</b>	37.473	45.623	31.489	65.407
7	14:51:22.234	<b>1:56.871</b>	34.645	49.079	33.147	67.310

**(59) Simon McWILLIAM**

1	14:32:10.320			56.791	33.776	74.316
2	14:34:23.759	<b>2:13.439</b>	34.812	1:06.672	31.955	80.950
3	14:36:15.377	<b>1:51.618</b>	<b>34.198</b>	47.166	30.254	<b>82.442</b>
4	14:38:10.816	<b>1:55.439</b>	39.096	46.771	29.572	82.341
5	14:40:00.482	<b>1:49.666</b>	34.514	<b>45.793</b>	<b>29.359</b>	81.639

**(58) Stewart McCracken**

<b>(58) Stewart McCracken</b>						
-------------------------------	--	--	--	--	--	--

Lap	Time of Day	Lap Tm	S1	S2	S3	SFSpd
1	14:32:13.307			53.081	32.919	84.412
2	14:34:13.749	<b>2:00.442</b>	34.460	54.314	31.668	84.946
3	14:36:14.619	<b>2:00.870</b>	36.063	53.873	30.934	86.035
4	14:38:18.979	<b>2:04.360</b>	41.924	51.550	30.886	85.815
5	14:40:16.080	<b>1:57.101</b>	34.356	48.759	33.986	82.442
6	14:42:13.514	<b>1:57.434</b>	35.520	51.892	30.022	86.702
7	14:44:14.350	<b>2:00.836</b>	34.010	52.539	34.287	<b>87.266</b>
8	14:46:05.073	<b>1:50.723</b>	34.237	<b>46.560</b>	<b>29.926</b>	86.814
9	14:48:10.641	<b>2:05.568</b>	<b>33.900</b>	1:00.440	31.228	85.270
<b>(111) Michael RIGBY</b>						
1	14:31:59.270			<b>58.270</b>	<b>31.902</b>	<b>103.402</b>

Clerk of the Course.

Sig : Time :  
Chief Timekeeper : Ian Sharp (SMART Timing)

Results available at [www.speedhive.com](http://www.speedhive.com) and [www.smart-timing.co.uk](http://www.smart-timing.co.uk)

Printed: 19/05/2019 14:54:15

Orbits



## DDMC Saloon Car Festival

Sorted on Laps

Northern Saloons & Sportscars Championship

Croft 2.125 miles

Race 6 - Classes B, C & D - 1st Race

19/05/2019 14:55

Race started at 15:02:20

Pos	No.	Name	Make/Model	CC	Class Code	Laps	Total Tm	Diff	Best Tm	In Lap	2nd Best
1	49	Mike WILLIAMSON	Mitsubishi EVO4	2000	B	10	16:33.073		1:35.517	2	1:37.081
2	83	Lee UNDERWOOD	Honda Civic	1998	C	10	16:37.684	4.611	1:36.591	2	1:38.745
3	89	Dan KELL	Ford Sierra XR 4x4	1993T	B	10	16:44.891	11.818	1:36.865	2	1:38.769
4	1	Simon SHERIDAN	Honda Civic	1600	D	10	16:46.101	13.028	1:37.840	2	1:38.266
5	141	Ben GRIFFITHS	Honda Civic	1998	C	10	16:51.440	18.367	1:37.859	2	1:39.717
6	15	David COX	Peugeot 205 GTi	2000	C	10	16:53.552	20.479	1:38.190	2	1:38.686
7	23	Kelly BRABBIN	Toyota Celica	1800	C	10	16:57.322	24.249	1:38.144	2	1:39.337
8	16	Jonathan SWIFT	Honda Civic	2000	C	10	16:57.457	24.384	1:36.264	10	1:37.215
9	33	Simon BAKER	Ford Fiesta Mk2	1600	D	10	17:06.200	33.127	1:38.771	2	1:40.356
10	36	Clinton EWEN	BMW M3 E36	2998	B	10	17:20.334	47.261	1:38.974	2	1:40.302
11	30	Paul LIGHTBURN	BMW E36	2800	B	10	17:23.335	50.262	1:39.600	2	1:40.873
12	3	Peter HOUSE	VW Beetle		B	10	17:30.769	57.696	1:41.741	2	1:43.337
13	14	Louise CLAXTON	Peugeot Rally 106	1600	D	10	18:09.427	1:36.354	1:45.048	2	1:45.175
14	25	Bob CLAXTON	VW Golf	1800	C	9	17:18.285	1 Lap	1:45.558	2	1:46.416

Margin of Victory	Avg. Speed	Best Lap Tm	Best Speed	Best Lap by
4.611	77.034	1:35.517	80.090	49 - Mike WILLIAMSON

Clerk of the Course.

Orbits

Sig : Time :

Chief Timekeeper : Ian Sharp (SMART Timing)

Results available at [www.speedhive.com](http://www.speedhive.com) and [www.smart-timing.co.uk](http://www.smart-timing.co.uk)

Printed: 19/05/2019 15:21:22





## DDMC Saloon Car Festival

Northern Saloons & Sportscars Championship

Croft 2.125 miles

Race 6 - Classes B, C & D - 1st Race

19/05/2019 14:55

Race started at 15:02:20

Lap	Time of Day	Lap Tm	S1	S2	S3	SFSpd	Lap	Time of Day	Lap Tm	S1	S2	S3	SFSpd
(3) Peter HOUSE													
1	15:04:14.027	<b>1:48.656</b>	38.330	<b>42.859</b>	27.467	83.989							
2	15:05:55.768	<b>1:41.741</b>	<b>30.933</b>	42.864	27.944	83.571							
3	15:07:39.774	<b>1:44.006</b>	31.228	44.897	27.881	84.200							
4	15:09:23.111	<b>1:43.337</b>	31.204	44.000	28.133	83.989							
5	15:11:08.946	<b>1:45.835</b>	32.990	44.389	28.456	84.095							
6	15:12:54.848	<b>1:45.902</b>	33.574	44.162	28.166	<b>84.306</b>							
7	15:14:39.414	<b>1:44.566</b>	33.323	43.403	27.840	84.095							
8	15:16:23.583	<b>1:44.169</b>	33.547	43.139	27.483	83.467							
9	15:18:07.915	<b>1:44.332</b>	33.139	43.469	27.724	83.363							
10	15:19:51.480	<b>1:43.565</b>	32.916	43.256	<b>27.393</b>	83.571							
(14) Louise CLAXTON													
1	15:04:26.281	<b>2:00.338</b>	38.915	52.473	28.950	79.890							
2	15:06:11.329	<b>1:45.048</b>	32.540	43.663	<b>28.845</b>	80.658							
3	15:07:57.101	<b>1:45.772</b>	32.865	43.649	29.258	80.950							
4	15:09:42.276	<b>1:45.175</b>	<b>32.259</b>	43.636	29.280	80.561							
5	15:11:32.379	<b>1:50.103</b>	35.091	45.167	29.845	80.658							
6	15:13:23.025	<b>1:50.646</b>	34.556	45.338	30.752	80.950							
7	15:15:09.481	<b>1:46.456</b>	33.757	43.431	29.268	<b>81.146</b>							
8	15:16:56.847	<b>1:47.366</b>	33.835	<b>43.047</b>	30.484	80.465							
9	15:18:43.521	<b>1:46.674</b>	34.381	43.428	28.865	81.146							
10	15:20:30.138	<b>1:46.617</b>	34.023	43.184	29.410	81.146							
(25) Bob CLAXTON													
1	15:04:21.081	<b>1:54.934</b>	40.883	46.047	<b>28.004</b>	84.306							
2	15:06:06.639	<b>1:45.558</b>	<b>32.776</b>	44.373	28.409	<b>84.732</b>							
3	15:07:54.248	<b>1:47.609</b>	33.785	44.701	29.123	83.363							
4	15:09:40.664	<b>1:46.416</b>	33.834	<b>44.159</b>	28.423	83.467							
5	15:12:12.421	<b>2:31.757</b>	36.186	1:11.482	44.089	76.259							
6	15:14:03.722	<b>1:51.301</b>	35.566	46.272	29.463	82.747							
7	15:15:58.766	<b>1:55.044</b>	37.859	47.906	29.279	82.951							
8	15:17:48.210	<b>1:49.444</b>	35.178	45.805	28.461	83.780							
9	15:19:38.996	<b>1:50.786</b>	35.390	45.473	29.923	71.927							

Clerk of the Course.

Sig : Time :

Chief Timekeeper : Ian Sharp (SMART Timing)

Results available at [www.speedhive.com](http://www.speedhive.com) and [www.smart-timing.co.uk](http://www.smart-timing.co.uk)

Printed: 19/05/2019 15:21:42

Orbits





## DDMC Saloon Car Festival

## Lapchart

Northern Saloons & Sportscars Championship

Croft 2.125 miles

Race 6 - Classes B, C & D - 1st Race

19/05/2019 14:55

Race started at 15:02:20

Competitors	Laps											
	0	1	2	3	4	5	6	7	8	9	10	
Mike WILLIAMSON (49)	1	49	49	49	49	49	49	49	49	49	49	49
Dan KELL (89)	2	89	89	89	89	89	83	83	83	83	83	83
Kelly BRABBIN (23)	3	23	83	83	83	83	89	89	89	89	89	89
Jonathan SWIFT (16)	4	16	1	1	1	1	1	1	1	1	1	1
Simon SHERIDAN (1)	5	1	23	23	23	23	23	23	141	141	141	141
Lee UNDERWOOD (83)	6	83	141	141	141	141	141	141	23	23	15	15
Ben GRIFFITHS (141)	7	141	15	15	15	15	15	15	15	15	23	23
David COX (15)	8	15	36	36	36	36	36	33	33	33	16	16
Clinton EWEN (36)	9	36	33	33	33	33	33	36	36	16	33	33
Simon BAKER (33)	10	33	3	30	30	30	30	16	16	36	36	36
Paul LIGHTBURN (30)	11	30	30	3	3	16	16	30	30	30	30	30
Peter HOUSE (3)	12	3	25	16	16	3	3	3	3	3	3	3
Louise CLAXTON (14)	13	14	16	25	25	25	14	14	14	14	14	14
Bob CLAXTON (25)	14	25	14	14	14	14	25	25	25	25	25	25

Clerk of the Course.

Sig :

Time :

Chief Timekeeper : Ian Sharp (SMART Timing)

Results available at [www.speedhive.com](http://www.speedhive.com) and [www.smart-timing.co.uk](http://www.smart-timing.co.uk)

Printed: 19/05/2019 15:22:41

Orbits



# Race Results

Bulletin No. \_\_\_\_\_



## DDMC Saloon Car Festival

Sorted on Laps

Mazda MX5

Croft 2.125 miles

Race 7 - 2nd Race

19/05/2019 15:20

Race (20:00 Time) started at 15:30:24

Pos	No.	Name	Make/Model	CC	Class Code	Laps	Total Tm	Diff	Best Tm	In Lap	2nd Best
1	40	Ben HANCY	Mazda MX5	1600	MX5	11	20:33.696		1:41.385	6	1:42.074
2	9	Ian TOMLINSON	Mazda MX5	1600	MX5	11	20:35.131	1.435	1:41.814	11	1:41.816
3	77	Steve FODEN	Mazda MX5	1600	MX5	11	20:35.379	1.683	1:41.573	11	1:41.803
4	192	Jordan JOHNSON	Mazda MX5	1600	MX5	11	20:36.720	3.024	1:42.664	11	1:42.800
5	93	Ben ABBITT	Mazda MX5	1600	MX5	11	20:40.986	7.290	1:43.394	5	1:43.496
6	29	Graeme CHATTEN	Mazda MX5	1600	MX5	11	20:41.547	7.851	1:44.269	11	1:44.628
7	14	Lloyd HUGGINS	Mazda Mx5	1600	MX5	11	20:43.378	9.682	1:44.940	11	1:45.532
8	47	Stephen CRAGGS	Mazda MX5	1600	MX5	11	20:44.403	10.707	1:44.695	9	1:44.834
9	22	Adrian JOHNSON	Mazda MX5	1600	MX5	11	20:46.518	12.822	1:45.403	8	1:45.555
10	55	Ian Van REENEN	Mazda MX5	1600	MX5	11	20:47.226	13.530	1:45.633	8	1:45.911
11	18	Neil MacGREGOR	Mazda MX5	1600	MX5	11	20:49.593	15.897	1:45.856	4	1:46.111
12	11	Stephen ROBINSON	Mazda MX5	1600	MX5	11	20:49.934	16.238	1:45.563	3	1:45.776
13	27	Dan BLAKE	Mazda MX5	1600	MX5	11	20:50.330	16.634	1:45.729	9	1:45.833
14	64	Philip DOUTHWAITE	Mazda MX5	1600	MX5	11	20:55.323	21.627	1:46.058	8	1:46.948
15	23	Stephen REECE	Mazda MX5	1600	MX5	11	20:56.437	22.741	1:47.220	9	1:47.623
16	70	Jeremy RIVERS-FLETCHER	Mazda MX5	1600	MX5	11	20:59.276	25.580	1:49.608	11	1:50.661
17	53	Stephen REED	Mazda MX5	1600	MX5	11	21:01.482	27.786	1:49.681	7	1:50.123
18	10	Stephen HORNER	Mazda MX5	1600	MX5	11	21:52.445	1:18.749	1:51.418	11	1:51.530
19	46	Nicola FAVOT	Mazda MX5	1600	MX5	10	20:57.982	1 Lap	1:51.640	5	1:51.788

### Not classified

DNF	191	Andrew BARRETT	Mazda MX5	1600	MX5	8	14:39.715	DNF	1:46.525	8	1:46.952
DNF	17	Howard LANCASHIRE	Mazda MX5	1600	MX5	5	9:13.664	DNF	1:46.268	3	1:46.670
DNF	117	Andrew MacGREGOR	Mazda MX5	1600	MX5	4	7:19.039	DNF	1:46.175	3	1:46.594
DNS	42	Paul BATEMAN	Mazda MX5	1600	MX5			DNS		0	
DNS	96	Sam MOODY	Mazda MX5	1600	MX5			DNS		0	

Margin of Victory	Avg. Speed	Best Lap Tm	Best Speed	Best Lap by
1.435	68.210	1:41.385	75.455	40 - Ben HANCY

Clerk of the Course.

Orbits

Sig : Time :

Chief Timekeeper : Ian Sharp (SMART Timing)

Results available at [www.speedhive.com](http://www.speedhive.com) and [www.smart-timing.co.uk](http://www.smart-timing.co.uk)

Printed: 19/05/2019 15:54:39





## DDMC Saloon Car Festival

## Mazda MX5

Croft 2.125 miles

## Race 7 - 2nd Race

19/05/2019 15:20

## Race (20:00 Time) started at 15:30:24

Lap	Time of Day	Lap Tm	S1	S2	S3	SFSpd
<b>(40) Ben HANCY</b>						
1	15:32:13.933	<b>1:48.310</b>	37.790	42.332	28.188	77.224
2	15:33:56.639	<b>1:42.706</b>	32.309	41.961	28.436	78.397
3	15:35:39.317	<b>1:42.678</b>	32.591	42.104	<b>27.983</b>	79.417
4	15:37:21.659	<b>1:42.342</b>	32.274	41.973	28.095	78.765
5	15:39:03.795	<b>1:42.136</b>	32.004	41.525	28.607	77.581
6	15:40:45.180	<b>1:41.385</b>	<b>31.804</b>	<b>41.490</b>	28.091	79.230
7	15:42:27.406	<b>1:42.226</b>	31.902	41.988	28.336	<b>79.606</b>
8	15:44:09.518	<b>1:42.112</b>	32.059	41.745	28.308	79.511
9	15:45:53.257	<b>1:43.739</b>	33.505	42.072	28.162	76.519
10	15:49:16.299	<b>3:23.042</b>	1:01.676	1:49.917	31.449	78.032
11	15:50:58.373	<b>1:42.074</b>	32.132	41.723	28.219	77.851

Lap	Time of Day	Lap Tm	S1	S2	S3	SFSpd
<b>(9) Ian TOMLINSON</b>						
1	15:32:15.848	<b>1:48.978</b>	37.779	<b>42.169</b>	<b>29.030</b>	77.851
2	15:33:58.381	<b>1:42.533</b>	32.368		<b>79.890</b>	
3	15:35:40.725	<b>1:42.344</b>	32.130		78.765	
4	15:37:22.734	<b>1:42.009</b>	32.356		78.488	
5	15:39:04.969	<b>1:42.235</b>	32.066		78.397	
6	15:40:47.273	<b>1:42.304</b>	32.041		79.136	
7	15:42:29.089	<b>1:41.816</b>	<b>31.882</b>		78.765	
8	15:44:11.210	<b>1:42.121</b>	32.040		78.580	
9	15:45:54.748	<b>1:43.538</b>	32.351		77.581	
10	15:49:17.994	<b>3:23.246</b>	1:00.944		78.950	
11	15:50:59.808	<b>1:41.814</b>	31.906		78.765	

Lap	Time of Day	Lap Tm	S1	S2	S3	SFSpd
<b>(77) Steve FODEN</b>						
1	15:32:14.264	<b>1:48.012</b>	37.565	42.069	28.378	78.950
2	15:33:56.914	<b>1:42.650</b>	32.644	<b>41.430</b>	28.576	79.323
3	15:35:38.978	<b>1:42.064</b>	32.517	41.459	28.088	78.580
4	15:37:20.872	<b>1:41.894</b>	32.511	41.509	<b>27.874</b>	78.672
5	15:39:02.871	<b>1:41.999</b>	32.254	41.661	28.084	77.851
6	15:40:44.674	<b>1:41.803</b>	32.281	41.551	27.971	78.672
7	15:42:27.163	<b>1:42.489</b>	32.165	41.865	28.459	78.214
8	15:44:09.087	<b>1:41.924</b>	32.105	41.728	28.091	78.765
9	15:45:54.950	<b>1:45.863</b>	33.840	43.064	28.959	73.907
10	15:49:18.483	<b>3:23.533</b>	1:01.368	1:49.733	32.432	77.851
11	15:51:00.056	<b>1:41.573</b>	<b>31.724</b>	41.435	28.414	<b>79.890</b>

Lap	Time of Day	Lap Tm	S1	S2	S3	SFSpd
<b>(192) Jordan JOHNSON</b>						
1	15:32:16.532	<b>1:48.991</b>	38.234	42.232	28.525	78.214
2	15:34:00.162	<b>1:43.630</b>	32.921	42.253	28.456	<b>78.580</b>
3	15:35:43.716	<b>1:43.554</b>	32.510	42.498	28.546	78.397
4	15:37:27.393	<b>1:43.677</b>	32.940	42.293	28.444	77.047
5	15:39:10.193	<b>1:42.800</b>	<b>32.377</b>	42.255	<b>28.168</b>	77.313
6	15:40:53.460	<b>1:43.267</b>	32.603	42.196	28.468	76.519
7	15:42:36.570	<b>1:43.110</b>	32.609	42.237	28.264	77.313
8	15:44:19.720	<b>1:43.150</b>	32.584	42.229	28.337	77.135
9	15:46:02.952	<b>1:43.232</b>	32.512	42.126	28.594	75.064
10	15:49:18.733	<b>3:15.781</b>	54.460	1:49.412	31.909	78.032
11	15:51:01.397	<b>1:42.664</b>	32.461	<b>41.827</b>	28.376	77.402

Lap	Time of Day	Lap Tm	S1	S2	S3	SFSpd
<b>(93) Ben ABBITT</b>						
1	15:32:16.047	<b>1:49.188</b>	37.958	42.164	29.066	<b>76.519</b>
2	15:33:59.801	<b>1:43.754</b>	<b>32.592</b>	42.617	28.545	76.086
3	15:35:43.452	<b>1:43.651</b>	32.740	42.419	28.492	75.914
4	15:37:28.024	<b>1:44.572</b>	33.265	42.559	28.748	75.402
5	15:39:11.418	<b>1:43.394</b>	32.766	<b>42.106</b>	28.522	75.657
6	15:40:54.914	<b>1:43.496</b>	32.799	42.387	<b>28.310</b>	75.742
7	15:42:38.525	<b>1:43.611</b>	32.843	42.225	28.543	75.572
8	15:44:22.621	<b>1:44.096</b>	33.020	42.496	28.580	75.487
9	15:46:07.148	<b>1:44.527</b>	33.147	42.807	28.573	75.064
10	15:49:21.450	<b>3:14.302</b>	52.369	1:48.724	33.209	76.345
11	15:51:05.663	<b>1:44.213</b>	33.082	42.615	28.516	73.182

Lap	Time of Day	Lap Tm	S1	S2	S3	SFSpd
<b>(29) Graeme CHATTEN</b>						
1	15:32:19.453	<b>1:51.365</b>	38.676	43.188	29.501	77.135
2	15:34:04.630	<b>1:45.177</b>	32.988	43.075	29.114	78.032
3	15:35:51.076	<b>1:46.446</b>	33.155	43.270	30.021	77.581
4	15:37:36.367	<b>1:45.291</b>	33.330	42.530	29.431	75.828
5	15:39:20.995	<b>1:44.628</b>	33.369	<b>42.379</b>	28.880	76.694
6	15:41:07.107	<b>1:46.112</b>	33.747	43.112	29.253	<b>78.580</b>
7	15:42:52.757	<b>1:45.650</b>	33.722	42.798	29.130	78.305
8	15:44:37.991	<b>1:45.234</b>	33.295	42.834	29.105	76.086
9	15:46:22.848	<b>1:44.857</b>	<b>32.611</b>	42.781	29.465	71.696
10	15:49:21.955	<b>2:59.107</b>	39.290	1:47.641	32.176	77.491
11	15:51:06.224	<b>1:44.269</b>	32.630	43.024	<b>28.615</b>	77.313

Lap	Time of Day	Lap Tm	S1	S2	S3	SFSpd
<b>(14) Lloyd HUGGINS</b>						
1	15:32:22.130	<b>1:53.508</b>	38.942	44.709	29.857	72.706
2	15:34:09.096	<b>1:46.966</b>	34.517	43.243	29.206	77.851
3	15:35:55.341	<b>1:46.245</b>	33.961	43.181	29.103	77.402
4	15:37:41.613	<b>1:46.272</b>	33.684	43.487	29.101	76.870
5	15:39:27.582	<b>1:45.969</b>	33.648	43.451	28.870	76.000
6	15:41:13.627	<b>1:46.045</b>	33.423	43.259	29.363	75.657
7	15:43:00.199	<b>1:46.572</b>	33.560	43.714	29.298	76.000
8	15:44:45.731	<b>1:45.532</b>	<b>33.268</b>	43.246	29.018	76.259
9	15:46:32.759	<b>1:47.028</b>	33.337	43.397	30.294	64.403
10	15:49:23.115	<b>2:50.356</b>	39.655	1:39.254	31.447	<b>78.765</b>
11	15:51:08.055	<b>1:44.940</b>	33.519	<b>42.622</b>	<b>28.799</b>	76.432

Lap	Time of Day	Lap Tm	S1	S2	S3	SFSpd
<b>(47) Stephen CRAGGS</b>						
1	15:32:17.994	<b>1:49.742</b>	38.096	42.570	29.076	75.064
2	15:34:04.136	<b>1:46.142</b>	32.960	43.378	29.804	76.259
3	15:35:50.974	<b>1:46.838</b>	33.127	43.647	30.064	75.064
4	15:37:36.548	<b>1:45.574</b>	33.217	43.322	29.035	<b>76.958</b>
5	15:39:21.382	<b>1:44.834</b>	33.471	42.709	<b>28.654</b>	76.345
6	15:41:06.925	<b>1:45.543</b>	32.749	43.235	29.559	75.233
7	15:42:52.493	<b>1:45.568</b>	33.420	42.888	29.260	75.572
8	15:44:38.354	<b>1:45.861</b>	33.709	43.163	28.989	76.259
9	15:46:23.049	<b>1:44.695</b>	<b>32.426</b>	43.126	29.143	70.343
10	15:49:22.988	<b>2:59.939</b>	39.817	1:48.289	31.833	75.572
11	15:51:09.080	<b>1:46.092</b>	33.926	<b>42.537</b>	29.629	76.345

Lap	Time of Day	Lap Tm	S1	S2	S3	SFSpd
<b>(22) Adrian JOHNSON</b>						
1	15:32:22.166	<b>1:53.545</b>	40.682			<b>77.224</b>
2	15:34:08.839	<b>1:46.673</b>	34.061			75.914
3	15:35:54.952	<b>1:46.113</b>	33.895			74.897
4	15:37:42.293	<b>1:47.341</b>	34.093			75.233
5	15:39:29.792	<b>1:47.499</b>	33.586			74.152
6	15:41:15.347	<b>1:45.555</b>	33.439			74.316
7	15:43:01.196	<b>1:45.849</b>	33.521			74.564
8	15:44:46.599	<b>1:45.403</b>	33.364			74.897
9	15:46:33.240	<b>1:46.641</b>	<b>33.229</b>			59.918
10	15:49:24.381	<b>2:51.141</b>	39.427			75.914
11	15:51:11.195	<b>1:46.814</b>	34.682			73.664

Lap	Time of Day	Lap Tm	S1	S2	S3	SFSpd
<b>(55) Ian Van REENEN</b>						
1	15:32:24.294	<b>1:55.041</b>	42.017			77.047
2	15:34:11.437	<b>1:47.143</b>	34.283			76.870
3	15:35:57.894	<b>1:46.457</b>	33.964			76.607
4	15:37:43.903	<b>1:46.009</b>	<b>33.117</b>			<b>78.032</b>
5	15:39:30.722	<b>1:46.819</b>	33.446			76.958
6	15:41:19.100	<b>1:48.378</b>	33.393			76.345
7	15:43:05.702	<b>1:46.602</b>	33.996			76.782
8	15:44:51.335	<b>1:45.633</b>	33.311			77.135
9	15:46:37.310	<b>1:45.975</b>	33.176			63.190
10	15:49:25.992	<b>2:48.682</b>	38.089			76.086
11	15:51:11.903	<b>1:45.911</b>	33.832			76.345

Lap	Time of Day	Lap Tm	S1	S2	S3	SFS
-----	-------------	--------	----	----	----	-----



## DDMC Saloon Car Festival

Mazda MX5

Croft 2.125 miles

Race 7 - 2nd Race

19/05/2019 15:20

Race (20:00 Time) started at 15:30:24

Lap	Time of Day	Lap Tm	S1	S2	S3	SFSpd
1	15:32:29.750	1:58.146	43.246	44.942	29.958	75.828
2	15:34:17.324	1:47.574	34.747	43.562	29.265	74.647
3	15:36:03.435	1:46.111	33.967	43.336	28.808	74.730
4	15:37:49.291	1:45.856	33.529	43.260	29.067	74.399
5	15:39:39.184	1:49.893	33.554	46.637	29.702	75.148
6	15:41:28.668	1:47.484	34.440	43.655	29.389	74.897
7	15:43:13.351	1:46.683	33.599	43.310	29.774	73.422
8	15:44:59.937	1:46.586	33.751	43.458	29.377	74.316
9	15:46:46.668	1:46.731	34.116	43.216	29.399	72.314
10	15:49:27.873	2:41.205	34.878	1:33.678	32.649	73.502
11	15:51:14.270	1:46.397	33.034	43.308	30.055	74.152

(11) Stephen ROBINSON

1	15:32:26.266	1:56.378	42.374	44.652	29.352	75.914
2	15:34:13.503	1:47.237	34.611	43.395	29.231	76.607
3	15:35:59.066	1:45.563	33.624	42.734	29.205	76.607
4	15:37:44.980	1:45.914	33.603	42.919	29.392	76.259
5	15:39:31.516	1:46.536	33.615	43.134	29.787	75.572
6	15:41:18.899	1:47.383	33.639	43.098	30.646	74.730
7	15:43:06.578	1:47.679	34.073	43.841	29.765	76.172
8	15:44:52.354	1:45.776	33.412	42.752	29.612	75.148
9	15:46:38.337	1:45.983	33.777	42.909	29.297	68.130
10	15:49:26.755	2:48.418	40.846	1:35.254	32.318	75.402
11	15:51:14.611	1:47.856	33.936	43.950	29.970	75.572

(27) Dan BLAKE

1	15:32:30.671	2:00.472	43.743			76.607
2	15:34:20.856	1:50.185	35.993			76.086
3	15:36:08.335	1:47.479	34.026			75.914
4	15:37:54.978	1:46.643	33.363			76.870
5	15:39:42.854	1:47.876	34.286			76.519
6	15:41:30.188	1:47.334	34.302			76.432
7	15:43:17.710	1:47.522	33.707			76.000
8	15:45:03.543	1:45.833	33.305			75.742
9	15:46:49.272	1:45.729	33.473			75.572
10	15:49:28.231	2:38.959	36.505			76.172
11	15:51:15.007	1:46.776	33.693			74.647

(64) Philip DOUTHWAITE

1	15:32:29.097	1:59.384	44.120			76.607
2	15:34:20.427	1:51.330	35.028			76.694
3	15:36:07.375	1:46.948	33.727			76.782
4	15:37:54.481	1:47.106	33.755			76.694
5	15:39:44.437	1:49.956	34.454			76.607
6	15:41:32.222	1:47.785	34.545			77.671
7	15:43:19.313	1:47.091	33.447			77.135
8	15:45:05.371	1:46.058	33.354			76.870
9	15:46:53.130	1:47.759	34.737			68.477
10	15:49:31.243	2:38.113	38.500			76.782
11	15:51:20.000	1:48.757	33.642			75.742

(23) Stephen REECE

1	15:32:27.997	1:57.956	41.550			76.607
2	15:34:16.985	1:48.988	34.810			77.761
3	15:36:05.050	1:48.065	34.155			76.782
4	15:37:52.810	1:47.760	34.265			74.647
5	15:39:43.265	1:50.455	35.616			73.826
6	15:41:31.362	1:48.097	35.176			77.313
7	15:43:19.522	1:48.160	33.801			74.316
8	15:45:07.145	1:47.623	34.397			75.148
9	15:46:54.365	1:47.220	33.716			74.234
10	15:49:33.261	2:38.896	39.063			75.064
11	15:51:21.114	1:47.853	33.963			75.317

(70) Jeremy RIVERS-FLETCHER

1	15:32:31.221	2:00.621	44.396	45.807	30.418	74.564
---	--------------	----------	--------	--------	--------	--------

Lap	Time of Day	Lap Tm	S1	S2	S3	SFSpd
2	15:34:23.154	1:51.933	36.826	45.040	30.067	74.316
3	15:36:15.289	1:52.135	35.983	45.935	30.217	74.152
4	15:38:06.057	1:50.768	35.243	45.368	30.157	72.706
5	15:39:56.718	1:50.661	35.406	45.031	30.224	73.907
6	15:41:47.458	1:50.740	35.002	45.369	30.369	72.236
7	15:43:38.889	1:51.431	35.336	45.558	30.537	73.502
8	15:45:29.732	1:50.843	35.205	44.887	30.751	73.502
9	15:47:23.904	1:54.172	36.324	45.788	32.060	66.575
10	15:49:34.345	2:10.441	38.765	56.398	35.278	74.070
11	15:51:23.953	1:49.608	34.889	43.811	30.908	70.050

(53) Stephen REED

1	15:32:33.701	2:02.653	44.234			75.148
2	15:34:26.062	1:52.361	35.710			74.481
3	15:36:16.563	1:50.501	34.804			75.657
4	15:38:07.429	1:50.866	34.904			75.233
5	15:39:57.552	1:50.123	34.425			75.914
6	15:41:49.611	1:52.059	35.835			74.399
7	15:43:39.292	1:49.681	34.279			76.172
8	15:45:29.821	1:50.529	35.143			75.914
9	15:47:26.608	1:56.787	37.380			68.970
10	15:49:35.358	2:08.750	38.294			76.172
11	15:51:26.159	1:50.801	34.966			74.564

(10) Stephen HORNER

1	15:32:36.050	2:04.215	43.830	49.301	31.084	74.981
2	15:34:30.399	1:54.349	36.608	46.575	31.166	73.102
3	15:36:23.577	1:53.178	35.967	46.227	30.984	73.342
4	15:38:16.066	1:52.489	35.561	46.054	30.874	73.502
5	15:40:08.715	1:52.649	35.334	46.223	31.092	73.342
6	15:42:01.322	1:52.607	35.533	45.946	31.128	72.864
7	15:43:52.852	1:51.530	35.219	45.610	30.701	73.342
8	15:45:45.189	1:52.337	35.013	46.018	31.306	70.789
9	15:48:13.201	2:28.012	46.199	1:05.450	36.363	61.454
10	15:50:25.704	2:12.503	43.145	55.786	33.572	71.543
11	15:52:17.122	1:51.418	35.255	45.208	30.955	72.392

(46) Nicola FAVOT

1	15:32:35.837	2:03.687	43.849	47.783	32.055	74.481
2	15:34:32.404	1:56.567	37.821	47.340	31.406	76.259
3	15:36:24.380	1:51.976	35.020	45.729	31.227	77.313
4	15:38:17.409	1:53.029	35.417	46.040	31.572	72.864
5	15:40:09.049	1:51.640	35.652	45.487	30.501	76.345
6	15:42:02.537	1:53.488	36.299	46.205	30.984	76.000
7	15:43:54.325	1:51.788	35.381	45.202	31.205	74.813
8	15:46:03.890	2:09.565	49.481	47.561	32.523	73.664
9	15:49:21.159	3:17.269	55.040	1:48.989	33.240	76.519
10	15:51:22.659	2:01.500	37.699	50.651	33.150	73.907

(191) Andrew BARRETT

1	15:32:30.110	1:59.119	42.425	45.790	30.904	78.397
2	15:34:18.530	1:48.420	35.146	43.861	29.413	78.305
3	15:36:06.025	1:47.495	34.441	43.590	29.464	77.671
4	15:37:52.977	1:46.952	34.011	43.269	29.672	77.581
5	15:39:41.583	1:48.606	34.797	44.214	29.595	77.941
6	15:41:29.712	1:48.129	35.068	43.544	29.517	77.313
7	15:43:17.867	1:48.155	33.709	43.948	30.498	78.305
8	15:45:04.392	1:46.525	33.953	43.167	29.405	77.491

(17) Howard LANCASHIRE

1	15:32:23.030	1:55.411	41.533	44.513	29.365	78.857
2	15:34:09.700	1:46.670	34.213	43.203	29.254	79.417
3	15:35:55.968	1:46.268	34.105	42.552	29.611	79.043
4	15:37:43.532	1:47.564	33.570	43.485	30.509	78.765
5	15:39:38.341	1:54.809	32.940	43.415	38.454	75.487

Clerk of the Course.

Sig : Time :  
 Chief Timekeeper : Ian Sharp (SMART Timing)  
 Results available at [www.speedhive.com](http://www.speedhive.com) and [www.smart-timing.co.uk](http://www.smart-timing.co.uk)

Orbits





## DDMC Saloon Car Festival

Mazda MX5

Croft 2.125 miles

Race 7 - 2nd Race

19/05/2019 15:20

Race (20:00 Time) started at 15:30:24

Lap	Time of Day	Lap Tm	S1	S2	S3	SFSpd	Lap	Time of Day	Lap Tm	S1	S2	S3	SFSpd
(117) Andrew MacGREGOR													
1	15:32:23.691	1:54.717	40.793	44.382	29.542	76.000							
2	15:34:10.285	1:46.594	33.745	43.287	29.562	76.694							
3	15:35:56.460	1:46.175	33.922	43.047	29.206	76.086							
4	15:37:43.716	1:47.256	33.456	43.430	30.370	75.657							

Clerk of the Course.

Orbits

Sig : Time :

Chief Timekeeper : Ian Sharp (SMART Timing)

Results available at [www.speedhive.com](http://www.speedhive.com) and [www.smart-timing.co.uk](http://www.smart-timing.co.uk)

Printed: 19/05/2019 15:55:18







## DDMC Saloon Car Festival

## Lapchart

**Mazda MX5**

**Croft 2.125 miles**

**Race 7 - 2nd Race**

**19/05/2019 15:20**

**Race (20:00 Time) started at 15:30:24**

Competitors	Laps												
	0	1	2	3	4	5	6	7	8	9	10	11	
Ben HANCY (40)	1	40	40	40	77	77	77	77	77	77	40	40	40
Steve FODEN (77)	2	77	77	77	40	40	40	40	40	9	9	9	9
Ben ABBITT (93)	3	93	9	9	9	9	9	9	9	77	77	77	77
Ian TOMLINSON (9)	4	9	93	93	93	192	192	192	192	192	192	192	192
Jordan JOHNSON (192)	5	192	192	192	192	93	93	93	93	93	93	93	93
Howard LANCASHIRE (17)	6	17	47	47	47	29	29	47	47	29	29	29	29
Graeme CHATTEN (29)	7	29	29	29	29	47	47	29	29	47	47	47	14
Stephen CRAGGS (47)	8	47	14	22	22	14	14	14	14	14	14	14	47
Adrian JOHNSON (22)	9	22	22	14	14	22	22	22	22	22	22	22	22
Lloyd HUGGINS (14)	10	14	17	17	17	17	55	11	55	55	55	55	55
Andrew MacGREGOR (117)	11	117	117	117	117	117	11	55	11	11	11	11	18
Ian Van REENEN (55)	12	55	55	55	55	55	17	18	18	18	18	18	11
Philip DOUTHWAITE (64)	13	64	11	11	11	11	18	191	27	27	27	27	27
Stephen ROBINSON (11)	14	11	23	23	18	18	191	27	191	191	64	64	64
Stephen REECE (23)	15	23	64	18	23	23	27	23	64	64	23	23	23
Dan BLAKE (27)	16	27	18	191	191	191	23	64	23	23	70	70	70
Jeremy RIVERS-FLETCHER (70)	17	70	191	64	64	64	64	70	70	70	53	53	53
Andrew BARRETT (191)	18	191	27	27	27	27	70	53	53	53	10	10	10
Stephen REED (53)	19	53	70	70	70	70	53	10	10	10	46	46	46
Neil MacGREGOR (18)	20	18	53	53	53	53	10	46	46	46			
Stephen HORNER (10)	21	10	46	10	10	10	46						
Nicola FAVOT (46)	22	46	10	46	46	46							
-	23												
-	24												

Clerk of the Course.

Sig : Time :

Chief Timekeeper : Ian Sharp (SMART Timing)

Results available at [www.speedhive.com](http://www.speedhive.com) and [www.smart-timing.co.uk](http://www.smart-timing.co.uk)

Printed: 19/05/2019 15:55:49

Orbits





## DDMC Saloon Car Festival


Mazda MX5

Croft 2.125 miles

Race 10 - 3rd Race

19/05/2019 17:06

Race (20:00 Time)



Top 10 reversed

POLE POSITION

2	22 Adrian JOHNSON
4	14 Lloyd HUGGINS
6	93 Ben ABBITT
8	77 Steve FODEN
10	40 Ben HANCY
12	11 Stephen ROBINSON
14	64 Philip DOUTHWAITE
16	70 Jeremy RIVERS-FLETCHER
18	10 Stephen HORNER
20	191 Andrew BARRETT

1	55 Ian Van REENEN
3	47 Stephen CRAGGS
5	29 Graeme CHATTEN
7	192 Jordan JOHNSON
9	9 Ian TOMLINSON
11	18 Neil MacGREGOR
13	27 Dan BLAKE
15	23 Stephen REECE
17	53 Stephen REED
19	46 Nicola FAVOT

1  
2  
3  
4  
5  
6  
7  
8  
9  
10

Clerk of the Course.

Sig : Time :

Chief Timekeeper : Ian Sharp (SMART Timing)

Results available at [www.speedhive.com](http://www.speedhive.com) and [www.smart-timing.co.uk](http://www.smart-timing.co.uk)

Printed: 19/05/2019 17:25:32

Orbits





## DDMC Saloon Car Festival


Mazda MX5

Croft 2.125 miles

Race 10 - 3rd Race

19/05/2019 17:06

Race (20:00 Time)



**22**

117 Andrew MacGREGOR

**21**

17 Howard LANCASHIRE

**11**

**24**

96 Sam MOODY

**23**

42 Paul BATEMAN

**12**

Clerk of the Course.

Orbits

Sig :                      Time :

Chief Timekeeper : Ian Sharp (SMART Timing)

Results available at [www.speedhive.com](http://www.speedhive.com) and [www.smart-timing.co.uk](http://www.smart-timing.co.uk)



## DDMC Saloon Car Festival

Sorted on Laps

Northern Saloons & Sportscars Championship

Croft 2.125 miles

Race 8 - Classes A & E - 2nd Race

19/05/2019 15:53

Race (15:00 and 1 Laps) started at 16:03:50

Pos	No.	Name	Make/Model	CC	Class Code	Laps	Total Tm	Diff	Best Tm	In Lap	2nd Best
1	95	Paul WOOLFIT	Lotus Exige	1340SC	A1	10	16:52.686		1:26.945	2	1:27.723
2	28	Ross MURRAY	Caterham C400	2000	E1	10	16:55.787	3.101	1:28.490	10	1:29.155
3	79	Paul BRYDON	Solution F BMW	3500	A1	10	17:07.848	15.162	1:28.992	2	1:31.291
4	77	Mark LEYBOURNE	Westfield FW	999	E2	10	17:09.689	17.003	1:32.554	7	1:32.762
5	65	Ian TOWERS	Raw Striker	998	E2	10	17:10.700	18.014	1:32.151	8	1:32.476
6	91	Drew MYERSCOUGH	Caterham CSR	2300	A1	10	17:16.568	23.882	1:33.736	7	1:33.963
7	57	Phil JORDAN	Ginetta G50	3500	A1	10	17:30.837	38.151	1:35.890	10	1:36.902
8	12	Scott HUBEL	Peugeot 205 T16	2000	A2	10	17:31.446	38.760	1:36.024	10	1:37.238
9	7	Alan McPHERSON	MK Indy RR	998	A2	10	17:45.728	53.042	1:38.089	2	1:38.286
10	38	Peter COOKE	Ginetta G40	1800	A2	10	17:46.657	53.971	1:38.797	7	1:40.178
11	58	Jon GREENWOOD	Ginetta G40	1800	A2	10	17:46.735	54.049	1:38.322	7	1:39.664
12	53	Neil FINNIGHAN	Caterham R400	2300	A1	10	17:54.028	1:01.342	1:37.041	7	1:37.808
13	62	Paul RANKIN	Westfield	2000	E1	10	17:59.485	1:06.795	1:33.689	7	1:34.764
14	32	Derek LINLEY	Locost Yama Loco	1000	E2	10	18:14.536	1:21.850	1:44.508	2	1:45.955
Not classified											
DNF	40	Neil CLAXTON	Suzuki SC100	1300	A2	7	12:33.447	DNF	1:33.530	3	1:33.607
DNF	75	Daniel McKAY	Westfield	1000	E2	3	5:10.951	DNF	1:38.094	2	1:41.307
DNS	2	Matty COBB	Lotus Elise	2400	A1			DNS		0	
DNS	94	Jon WOOLFIT	MK Indy	1475	A1			DNS		0	
DNS	19	Kirk ARMITAGE	Ford Escort	3000	A1			DNS		0	

Margin of Victory	Avg. Speed	Best Lap Tm	Best Speed	Best Lap by
3.101	75.542	1:26.945	87.987	95 - Paul WOOLFIT

Clerk of the Course.

Orbits

Sig : Time :

Chief Timekeeper : Ian Sharp (SMART Timing)

Results available at [www.speedhive.com](http://www.speedhive.com) and [www.smart-timing.co.uk](http://www.smart-timing.co.uk)

Printed: 19/05/2019 16:23:32



## DDMC Saloon Car Festival

### Northern Saloons & Sportscars Championship

Croft 2.125 miles

### Race 8 - Classes A & E - 2nd Race

19/05/2019 15:53

Race (15:00 and 1 Laps) started at 16:03:50

Lap	Time of Day	Lap Tm	S1	S2	S3	SFSpd
(95) Paul WOOLFIT						
1	16:05:25.337	1:32.870	31.516			108.238
2	16:06:52.282	1:26.945				104.366
3	16:08:21.089	1:28.807	27.729			99.272
4	16:09:51.456	1:30.367	28.067			89.002
5	16:12:32.961	2:41.505	50.158			56.919
6	16:14:45.607	2:12.646	44.317			109.118
7	16:16:13.330	1:27.723	27.117			102.454
8	16:17:43.506	1:30.176	27.650			96.697
9	16:19:15.603	1:32.097	31.986			106.351
10	16:20:43.369	1:27.766	27.692			106.689

Lap	Time of Day	Lap Tm	S1	S2	S3	SFSpd
(28) Ross MURRAY						
1	16:05:29.852	1:36.177	32.793	38.763	24.621	103.882
2	16:07:00.701	1:30.849	29.453	37.363	24.033	104.529
3	16:08:30.636	1:29.935	29.141	36.715	24.079	105.020
4	16:10:00.857	1:30.221	29.284	36.488	24.449	81.739
5	16:12:35.905	2:35.048	42.748	1:11.483	40.817	58.970
6	16:14:46.964	2:11.059	43.483	57.164	30.412	105.020
7	16:16:18.150	1:31.186	29.724	36.629	24.833	103.882
8	16:17:48.825	1:30.675	28.991	36.366	25.318	105.020
9	16:19:17.980	1:29.155	29.177	36.158	23.820	105.020
10	16:20:46.470	1:28.490	28.534	35.910	24.046	102.298

Lap	Time of Day	Lap Tm	S1	S2	S3	SFSpd
(79) Paul BRYDON						
1	16:05:26.028	1:34.664	32.861	37.013	24.790	106.689
2	16:06:55.020	1:28.992	26.772	36.442	25.778	106.183
3	16:08:26.659	1:31.639	28.229	37.772	25.638	106.520
4	16:09:59.934	1:33.275	28.202	38.051	27.022	76.782
5	16:12:34.818	2:34.884	42.875	1:11.357	40.652	59.918
6	16:14:46.551	2:11.733	43.766	57.455	30.512	105.515
7	16:16:17.842	1:31.291	28.844	37.296	25.151	106.520
8	16:17:49.242	1:31.400	27.734	37.773	25.893	106.520
9	16:19:22.977	1:33.735	29.052	38.636	26.047	106.015
10	16:20:58.531	1:35.554	29.023	39.639	26.892	103.721

Lap	Time of Day	Lap Tm	S1	S2	S3	SFSpd
(77) Mark LEYBOURNE						
1	16:05:31.029	1:37.410	33.792	38.043	25.575	96.419
2	16:07:04.202	1:33.173	29.840	38.079	25.254	95.868
3	16:08:36.964	1:32.762	29.627	37.585	25.550	96.143
4	16:10:10.056	1:33.092	29.568	38.096	25.428	95.188
5	16:12:37.392	2:27.336	34.960	1:10.791	41.585	56.488
6	16:14:48.257	2:10.865	43.285	56.357	31.223	95.188
7	16:16:20.811	1:32.554	29.762	37.232	25.560	96.281
8	16:17:53.834	1:33.023	29.341	38.233	25.449	96.976
9	16:19:27.037	1:33.203	29.873	37.702	25.628	95.459
10	16:21:00.372	1:33.335	30.039	37.759	25.537	95.188

Lap	Time of Day	Lap Tm	S1	S2	S3	SFSpd
(65) Ian TOWERS						
1	16:05:31.838	1:37.748	33.744	38.237	25.767	100.310
2	16:07:05.244	1:33.406	29.764	38.402	25.240	100.460
3	16:08:38.030	1:32.786	29.111	38.207	25.468	100.460
4	16:10:11.197	1:33.167	29.184	38.038	25.945	78.857
5	16:12:38.799	2:27.602	35.126	1:10.187	42.289	58.405
6	16:14:48.908	2:10.109	42.836	55.865	31.408	101.371
7	16:16:21.384	1:32.476	29.590	37.858	25.028	101.066
8	16:17:53.535	1:32.151	28.967	37.804	25.380	98.833
9	16:19:28.783	1:35.248	29.864	38.126	27.258	98.688
10	16:21:01.383	1:32.600	29.938	37.643	25.019	100.011

Lap	Time of Day	Lap Tm	S1	S2	S3	SFSpd
(91) Drew MYERSCOUGH						
1	16:05:39.501	1:43.615	36.306	41.593	25.716	104.366
2	16:07:17.918	1:38.417	32.061	40.482	25.874	102.142
3	16:08:53.880	1:35.962	30.517	40.157	25.288	102.298
4	16:10:29.863	1:36.083	30.397	38.627	27.059	87.380

Lap	Time of Day	Lap Tm	S1	S2	S3	SFSpd
5	16:12:41.812	2:11.849	34.140	55.159	42.550	48.841
6	16:14:51.060	2:09.248	41.733	55.788	31.727	102.926
7	16:16:24.796	1:33.736	30.560	38.186	24.990	103.402
8	16:17:58.759	1:33.963	30.965	37.984	25.014	100.460
9	16:19:33.124	1:34.365	30.958	38.413	24.994	102.611
10	16:21:07.251	1:34.127	29.911	38.542	25.674	100.611

Lap	Time of Day	Lap Tm	S1	S2	S3	SFSpd
(57) Phil JORDAN						
1	16:05:39.268	1:43.681	35.433	41.288	26.960	96.005
2	16:07:17.814	1:38.546	31.501	40.518	26.527	97.399
3	16:08:56.255	1:38.441	31.150	40.545	26.746	96.836
4	16:10:33.863	1:37.608	30.156	40.113	27.339	78.397
5	16:12:44.513	2:10.650	35.654	52.099	42.897	40.969
6	16:14:53.709	2:09.196	44.236	52.399	32.561	97.682
7	16:16:30.925	1:37.216	30.594	40.203	26.419	98.543
8	16:18:08.728	1:37.803	30.460	39.763	27.580	96.697
9	16:19:45.630	1:36.902	31.394	39.150	26.358	95.188
10	16:21:21.520	1:35.890	30.257	39.390	26.243	96.143

Lap	Time of Day	Lap Tm	S1	S2	S3	SFSpd
(12) Scott HUBEL						
1	16:05:39.082	1:44.747	35.618	41.606	27.523	94.651
2	16:07:17.114	1:38.032	31.506	40.164	26.362	97.682
3	16:08:55.497	1:38.383	30.472	41.521	26.390	96.281
4	16:10:33.623	1:38.126	30.767	39.912	27.447	87.380
5	16:12:43.216	2:09.593	33.292	53.483	42.818	50.839
6	16:14:53.175	2:09.959	41.661	55.521	32.777	96.558
7	16:16:30.413	1:37.238	30.949	40.012	26.277	98.111
8	16:18:07.915	1:37.502	30.927	39.475	27.100	96.836
9	16:19:46.105	1:38.190	32.340	39.588	26.262	96.836
10	16:21:22.129	1:36.024	30.895	39.114	26.015	96.976

Lap	Time of Day	Lap Tm	S1	S2	S3	SFSpd
(7) Alan McPHERSON						
1	16:05:41.574	1:44.200	35.153	41.828	27.219	95.053
2	16:07:19.663	1:38.089	30.371	40.685	27.033	93.726
3	16:08:59.747	1:40.084	31.156	41.473	27.455	93.726
4	16:10:40.829	1:41.082	31.245	40.970	28.867	87.722
5	16:12:45.427	2:04.598	34.308	47.694	42.596	43.212
6	16:14:54.948	2:09.521	43.875	52.162	33.484	93.857
7	16:16:33.234	1:38.286	30.904	40.587	26.795	93.988
8	16:18:14.530	1:41.296	31.993	41.918	27.385	92.562
9	16:19:55.933	1:41.403	32.490	41.625	27.288	92.054
10	16:21:36.411	1:40.478	31.877	41.415	27.186	92.562

Lap	Time of Day	Lap Tm	S1	S2	S3	SFSpd
(38) Peter COOKE						
1	16:05:46.381	1:49.504	37.207			84.306
2	16:07:28.149	1:41.768	32.246			84.306
3	16:09:09.088	1:40.939	31.800			83.260
4	16:10:50.670	1:41.582	31.610			83.571
5	16:12:46.509	1:55.839	32.579			43.976
6	16:14:56.728	2:10.219	44.343			85.379
7	16:16:35.525	1:38.797	31.264			85.487
8	16:18:15.790	1:40.265	31.770			84.946
9	16:19:57.162	1:41.372	32.663			85.379
10	16:21:37.340	1:40.178	31.777			85.379

Lap	Time of Day	Lap Tm	S1	S2	S3	SFSpd
(58) Jon GREENWOOD						
1	16:05:46.342	1:49.801	37.655	43.659	28.487	87.608
2	16:07:26.006	1:39.664	31.570	41.128	26.966	86.814
3	16:09:06.880	1:40.874	32.043	41.946	26.885	86.814
4	16:10:48.817	1:41.937	31.839	41.645	28.453	83.989
5	16:12:46.147	1:57.330	33.551	44.496	39.283	43.775
6	16:14:56.284	2:10.137	44.271	51.793	34.073	85.596
7	16:16:34.606	1:38.322	31.239	40.635	26.448	86.368
8	16:18:15.301	1:40.695	32.385	41.068	27.242	85.379
9	16:19:56.880	1:41.579	32.627	41.365	27.587	85.815
10	16:21:37.418	1:40.538	31.687	41.062	27.789	85.054

Clerk of the Course.

Orbits



## DDMC Saloon Car Festival

Northern Saloons & Sportscars Championship

Croft 2.125 miles

Race 8 - Classes A & E - 2nd Race

19/05/2019 15:53

Race (15:00 and 1 Laps) started at 16:03:50

Lap	Time of Day	Lap Tm	S1	S2	S3	SFSpd	Lap	Time of Day	Lap Tm	S1	S2	S3	SFSpd
<b>(53) Neil FINNIGHAN</b>													
1	16:05:33.984	<b>1:40.009</b>	34.638	<b>39.478</b>	<b>25.893</b>	103.084							
2	16:07:11.859	<b>1:37.875</b>	30.804	40.736	26.335	103.084							
3	16:08:50.418	<b>1:38.559</b>	<b>30.549</b>	41.448	26.562	102.768							
4	16:10:30.136	<b>1:39.718</b>	31.378	40.970	27.370	84.839							
5	16:12:42.466	<b>2:12.330</b>	34.385	55.354	42.591	47.426							
6	16:14:52.231	<b>2:09.765</b>	41.650	55.694	32.421	102.926							
7	16:16:29.272	<b>1:37.041</b>	30.785	40.233	26.023	<b>103.561</b>							
8	16:18:07.080	<b>1:37.808</b>	30.650	40.560	26.598	103.402							
9	16:20:04.218	<b>1:57.138</b>	47.289	43.179	26.670	102.142							
10	16:21:44.711	<b>1:40.493</b>	32.316	41.397	26.780	98.254							
<b>(62) Paul RANKIN</b>													
1	16:05:37.283	<b>1:42.270</b>	35.303	41.430	25.537	100.611							
2	16:07:12.256	<b>1:34.973</b>	<b>29.522</b>	39.070	26.381	<b>101.832</b>							
3	16:08:48.077	<b>1:35.821</b>	30.464	39.910	25.447	99.272							
4	16:10:22.841	<b>1:34.764</b>	30.111	38.991	25.662	98.979							
5	16:12:41.196	<b>2:18.355</b>	30.824	1:04.944	42.587	49.599							
6	16:14:50.591	<b>2:09.395</b>	41.816	55.854	31.725	98.833							
7	16:16:24.280	<b>1:33.689</b>	30.508	<b>38.357</b>	<b>24.824</b>	95.595							
8	16:18:37.027	<b>2:12.747</b>	1:01.949	44.732	26.066	98.979							
9	16:20:13.585	<b>1:36.558</b>	30.449	40.436	25.673	98.688							
10	16:21:50.168	<b>1:36.583</b>	30.500	40.396	25.687	88.299							
<b>(32) Derek LINLEY</b>													
1	16:05:46.040	<b>1:50.218</b>	37.590			75.233							
2	16:07:30.548	<b>1:44.508</b>	<b>33.265</b>			76.432							
3	16:09:21.518	<b>1:50.970</b>	36.864			<b>77.047</b>							
4	16:11:08.508	<b>1:46.990</b>	33.913			74.813							
5	16:12:56.454	<b>1:47.946</b>	35.220			74.152							
6	16:14:58.068	<b>2:01.614</b>	36.317			74.399							
7	16:16:44.023	<b>1:45.955</b>	33.429			74.399							
8	16:18:32.686	<b>1:48.663</b>	35.159			76.086							
9	16:20:18.979	<b>1:46.293</b>	33.933			76.345							
10	16:22:05.219	<b>1:46.240</b>	33.511			76.782							
<b>(40) Neil CLAXTON</b>													
1	16:05:35.693	<b>1:41.484</b>	35.313	39.715	26.456	90.198							
2	16:07:10.766	<b>1:35.073</b>	29.746	39.028	26.299	90.198							
3	16:08:44.296	<b>1:33.530</b>	29.864	37.884	<b>25.782</b>	90.564							
4	16:10:17.903	<b>1:33.607</b>	<b>29.251</b>	37.803	26.553	84.946							
5	16:12:39.933	<b>2:22.030</b>	33.305	1:06.557	42.168	53.686							
6	16:14:50.259	<b>2:10.326</b>	42.401	55.963	31.962	<b>90.809</b>							
7	16:16:24.130	<b>1:33.871</b>	29.994	<b>37.663</b>	26.214	90.686							
<b>(75) Daniel McKAY</b>													
1	16:05:42.233	<b>1:44.170</b>											
2	16:07:20.327	<b>1:38.094</b>											
3	16:09:01.634	<b>1:41.307</b>											

Clerk of the Course.

Orbits

Sig : Time :  
Chief Timekeeper : Ian Sharp (SMART Timing)  
Results available at [www.speedhive.com](http://www.speedhive.com) and [www.smart-timing.co.uk](http://www.smart-timing.co.uk)



## DDMC Saloon Car Festival

## Lapchart

Northern Saloons & Sportscars Championship

Croft 2.125 miles

Race 8 - Classes A & E - 2nd Race

19/05/2019 15:53

Race (15:00 and 1 Laps) started at 16:03:50

Competitors	Laps											
	0	1	2	3	4	5	6	7	8	9	10	
Paul BRYDON (79)	1	79	95	95	95	95	95	95	95	95	95	95
Paul WOOLFIT (95)	2	95	79	79	79	79	79	79	79	28	28	28
Mark LEYBOURNE (77)	3	77	28	28	28	28	28	28	28	79	79	79
Ross MURRAY (28)	4	28	77	77	77	77	77	77	77	65	77	77
Neil FINNIGHAN (53)	5	53	65	65	65	65	65	65	65	77	65	65
Ian TOWERS (65)	6	65	53	40	40	40	40	40	40	91	91	91
Neil CLAXTON (40)	7	40	40	53	62	62	62	62	62	53	57	57
Scott HUBEL (12)	8	12	62	62	53	91	91	91	91	12	12	12
Paul RANKIN (62)	9	62	12	12	91	53	53	53	53	57	7	7
Phil JORDAN (57)	10	57	57	57	12	12	12	12	12	7	58	38
Derek LINLEY (32)	11	32	91	91	57	57	57	57	57	58	38	58
Drew MYERSCOUGH (91)	12	91	7	7	7	7	7	7	7	38	53	53
Jon GREENWOOD (58)	13	58	75	75	75	58	58	58	58	32	62	62
Peter COOKE (38)	14	38	32	58	58	38	38	38	38	62	32	32
Alan McPHERSON (7)	15	7	58	38	38	32	32	32	32			
Daniel McKAY (75)	16	75	38	32	32							
-	17											
-	18											
-	19											

Clerk of the Course.

Sig :

Time :

Chief Timekeeper : Ian Sharp (SMART Timing)

Results available at [www.speedhive.com](http://www.speedhive.com) and [www.smart-timing.co.uk](http://www.smart-timing.co.uk)

Printed: 19/05/2019 16:24:36

Orbits



## DDMC Saloon Car Festival

Sorted on best lap time

Super Lap Scotland

Croft 2.125 miles

Finals

19/05/2019 16:18

Practice (20:00 Time) started at 16:26:17

Pos	No.	Name	Make/Model	CC	Class Code	Laps	Best Tm	Diff	Best Speed	2nd Best
1	51	Colin DORWARD	Mitsubishi Evo V		SLS-P	11	1:29.585		85.394	1:30.843
2	7	David LONG	Caterham R400		SLS-A	13	1:33.014	3.429	82.246	1:33.648
3	81	Ian PITMAN	Subaru Impreza		SLS-C	10	1:33.030	3.445	82.232	1:33.140
4	98	Matthew LAWSON	Mitsubishi Evo V RS		SLS-P	7	1:33.745	4.160	81.604	1:36.607
5	62	Paul RANKIN	Westfield		Guest	6	1:34.971	5.386	80.551	1:35.351
6	35	Stephen HENDERSON	Sylva Riot		SLS-D	12	1:35.329	5.744	80.248	1:36.307
7	20	Hamish GORDON	Ultima GT-R		SLS-C	11	1:35.568	5.983	80.048	1:35.770
8	50	Tom PORTER	Ford Fiesta		Guest	9	1:36.433	6.848	79.330	1:38.096
9	87	Paul BELL	Renault Clio Cup		SLS-E	12	1:36.639	7.054	79.161	1:36.861
10	88	Martin BROWN	Subaru Impreza WRX		SLS-E	11	1:36.859	7.274	78.981	1:37.106
11	90	Andy TAYLOR	Ford Fiesta		Guest	8	1:37.004	7.419	78.863	1:37.527
12	89	Nick LEWIS-COOK	Ford Fiesta		Guest	11	1:37.771	8.186	78.244	1:38.976
13	2	Marc KEMP	Mazda MX5 Mk3		SLS-F	12	1:38.341	8.756	77.791	1:38.370
14	515	Ewan FRASER	Ginetta G40R		SLS-E	11	1:39.019	9.434	77.258	1:39.784
15	9	Steve ARKLEY	Westfield Megabusa		SLS-C	8	1:39.831	10.246	76.630	1:40.545
16	111	Michael RIGBY	Subaru Impreza		SLS-B	4	1:40.357	10.772	76.228	2:15.264
17	12	James McELENY	Subaru Impreza		SLS-E	11	1:40.465	10.880	76.146	1:42.354
18	73	Robert DAVEY	Lotus Elise S Cup		SLS-D	11	1:40.945	11.360	75.784	1:41.588
19	333	Andrew NAPIER	Honda Civic Type R		SLS-E	10	1:41.418	11.833	75.430	1:43.078
20	82	Alan STEWART	Triumph TR7 V8		SLS-E	11	1:41.590	12.005	75.303	1:42.012
21	24	Jordan SMITH	Ford Escort Mk1		SLS-E	11	1:42.296	12.711	74.783	1:42.966
22	86	Adam MORRISON	Mini Cooper		SLS-G	11	1:42.538	12.953	74.606	1:42.594
23	42	Robert JOBSON	Audi TT RS		SLS-D	3	1:43.186	13.601	74.138	1:51.260
24	716	Tom LOCKHART	Renault Clio 172		SLS-F	8	1:43.466	13.881	73.937	1:43.491
25	38	Sean HISLOP	Renault Clio		SLS-F	8	1:44.054	14.469	73.520	1:44.618
26	53	Jamie GOUDIE	Mazda MX5		SLS-G	8	1:44.275	14.690	73.364	1:44.820
27	71	Ben ROBINSON	Noble M12		SLS-B	2	1:45.588	16.003	72.451	
28	29	Carl WALKER	Renault Clio		SLS-E	11	1:46.202	16.617	72.033	1:46.583
29	100	Jenny MUIR	Suzuki Swift		SLS-G	10	1:47.943	18.358	70.871	1:49.021
30	58	Stewart McCracken	Caterham Superseven		SLS-D	6	1:48.674	19.089	70.394	1:51.802
31	59	Simon McWILLIAM	Renault Clio 172		SLS-F	10	1:50.070	20.485	69.501	1:50.227
32	4	Alex MILNE	Audi TT RS		SLS-D	3	1:53.840	24.255	67.200	2:06.742

### Announcements

Car No.12 - Selected lap times disallowed - Exceeding track limits.

Clerk of the Course.

Orbits

Sig : Time :

Chief Timekeeper : Ian Sharp (SMART Timing)

 Results available at [www.speedhive.com](http://www.speedhive.com) and [www.smart-timing.co.uk](http://www.smart-timing.co.uk)

Printed: 19/05/2019 16:55:06



## DDMC Saloon Car Festival

Sorted on best lap time

Super Lap Scotland

Croft 2.125 miles

Finals

19/05/2019 16:18

Practice (20:00 Time) started at 16:26:17

Pos	No.	Name	Make/Model	CC	Class Code	Laps	Best Tm	Diff	Best Speed	2nd Best
<b>Guest</b>										
1	62	Paul RANKIN	Westfield		Guest	6	<b>1:34.971</b>		80.551	1:35.351
2	50	Tom PORTER	Ford Fiesta		Guest	9	<b>1:36.433</b>	1.462	79.330	1:38.096
3	90	Andy TAYLOR	Ford Fiesta		Guest	8	<b>1:37.004</b>	2.033	78.863	1:37.527
4	89	Nick LEWIS-COOK	Ford Fiesta		Guest	11	<b>1:37.771</b>	2.800	78.244	1:38.976

### Super Lap Scotland (A)

1	7	David LONG	Caterham R400		SLS-A	13	<b>1:33.014</b>		82.246	1:33.648
---	---	------------	---------------	--	-------	----	-----------------	--	--------	----------

### Super Lap Scotland (B)

1	111	Michael RIGBY	Subaru Impreza		SLS-B	4	<b>1:40.357</b>		76.228	2:15.264
2	71	Ben ROBINSON	Noble M12		SLS-B	2	<b>1:45.588</b>	5.231	72.451	

### Super Lap Scotland (C)

1	81	Ian PITMAN	Subaru Impreza		SLS-C	10	<b>1:33.030</b>		82.232	1:33.140
2	20	Hamish GORDON	Ultima GT-R		SLS-C	11	<b>1:35.568</b>	2.538	80.048	1:35.770
3	9	Steve ARKLEY	Westfield Megabus		SLS-C	8	<b>1:39.831</b>	6.801	76.630	1:40.545

### Super Lap Scotland (D)

1	35	Stephen HENDERSON	Sylva Riot		SLS-D	12	<b>1:35.329</b>		80.248	1:36.307
2	73	Robert DAVEY	Lotus Elise S Cup		SLS-D	11	<b>1:40.945</b>	5.616	75.784	1:41.588
3	42	Robert JOBSON	Audi TT RS		SLS-D	3	<b>1:43.186</b>	7.857	74.138	1:51.260
4	58	Stewart McCracken	Caterham Superseven		SLS-D	6	<b>1:48.674</b>	13.345	70.394	1:51.802
5	4	Alex MILNE	Audi TT RS		SLS-D	3	<b>1:53.840</b>	18.511	67.200	2:06.742

### Super Lap Scotland (E)

1	87	Paul BELL	Renault Clio Cup		SLS-E	12	<b>1:36.639</b>		79.161	1:36.861
2	88	Martin BROWN	Subaru Impreza WRX		SLS-E	11	<b>1:36.859</b>	0.220	78.981	1:37.106
3	515	Ewan FRASER	Ginetta G40R		SLS-E	11	<b>1:39.019</b>	2.380	77.258	1:39.784
4	12	James McELENY	Subaru Impreza		SLS-E	11	<b>1:40.465</b>	3.826	76.146	1:42.354
5	333	Andrew NAPIER	Honda Civic Type R		SLS-E	10	<b>1:41.418</b>	4.779	75.430	1:43.078
6	82	Alan STEWART	Triumph TR7 V8		SLS-E	11	<b>1:41.590</b>	4.951	75.303	1:42.012
7	24	Jordan SMITH	Ford Escort Mk1		SLS-E	11	<b>1:42.296</b>	5.657	74.783	1:42.966
8	29	Carl WALKER	Renault Clio		SLS-E	11	<b>1:46.202</b>	9.563	72.033	1:46.583

### Super Lap Scotland (F)

1	2	Marc KEMP	Mazda MX5 Mk3		SLS-F	12	<b>1:38.341</b>		77.791	1:38.370
2	716	Tom LOCKHART	Renault Clio 172		SLS-F	8	<b>1:43.466</b>	5.125	73.937	1:43.491
3	38	Sean HISLOP	Renault Clio		SLS-F	8	<b>1:44.054</b>	5.713	73.520	1:44.618
4	59	Simon McWILLIAM	Renault Clio 172		SLS-F	10	<b>1:50.070</b>	11.729	69.501	1:50.227

### Super Lap Scotland (G)

#### Announcements

Car No.12 - Selected lap times disallowed - Exceeding track limits.

Clerk of the Course.

Sig : Time :

Chief Timekeeper : Ian Sharp (SMART Timing)

 Results available at [www.speedhive.com](http://www.speedhive.com) and [www.smart-timing.co.uk](http://www.smart-timing.co.uk)

Printed: 20/05/2019 08:17:25

Orbits



**DDMC Saloon Car Festival**

Sorted on best lap time

Super Lap Scotland

Croft 2.125 miles

Finals

19/05/2019 16:18

Practice (20:00 Time) started at 16:26:17

Pos	No.	Name	Make/Model	CC	Class Code	Laps	Best Tm	Diff	Best Speed	2nd Best
1	86	Adam MORRISON	Mini Cooper		SLS-G	11	1:42.538		74.606	1:42.594
2	53	Jamie GOUDIE	Mazda MX5		SLS-G	8	1:44.275	1.737	73.364	1:44.820
3	100	Jenny MUIR	Suzuki Swift		SLS-G	10	1:47.943	5.405	70.871	1:49.021

**Super Lap Scotland (Pro)**

1	51	Colin DORWARD	Mitsubishi Evo V		SLS-P	11	1:29.585		85.394	1:30.843
2	98	Matthew LAWSON	Mitsubishi Evo V RS		SLS-P	7	1:33.745	4.160	81.604	1:36.607

**Announcements**

Car No.12 - Selected lap times disallowed - Exceeding track limits.

Clerk of the Course.

Sig : Time :

Chief Timekeeper : Ian Sharp (SMART Timing)

 Results available at [www.speedhive.com](http://www.speedhive.com) and [www.smart-timing.co.uk](http://www.smart-timing.co.uk)

Printed: 20/05/2019 08:17:25

Orbits



## DDMC Saloon Car Festival

### Super Lap Scotland

Croft 2.125 miles

### Finals

19/05/2019 16:18

Practice (20:00 Time) started at 16:26:17

Lap	Time of Day	Lap Tm	S1	S2	S3	SFSpd
<b>(51) Colin DORWARD</b>						
1	16:29:33.862					111.290
2	16:31:14.074	<b>1:40.212</b>	32.447	42.381	25.384	<b>118.775</b>
3	16:32:52.737	<b>1:38.663</b>	28.112			62.022
4	16:34:54.359	<b>2:01.622</b>	38.648			59.022
5	16:36:39.777	<b>1:45.418</b>	31.460			80.853
6	16:38:36.343	<b>1:56.566</b>	33.775			68.547
7	16:40:24.554	<b>1:48.211</b>	35.924	45.342	26.945	117.526
8	16:41:54.139	<b>1:29.585</b>	27.505	<b>37.288</b>	<b>24.792</b>	110.012
9	16:44:11.072	<b>2:16.933</b>	43.026			70.491
10	16:46:00.622	<b>1:49.550</b>	36.031			116.103
11	16:47:31.465	<b>1:30.843</b>	27.315			115.903

Lap	Time of Day	Lap Tm	S1	S2	S3	SFSpd
<b>(7) David LONG</b>						
1	16:27:59.389			45.981	27.558	105.848
2	16:29:38.300	<b>1:38.911</b>	31.903	40.739	26.269	107.717
3	16:31:14.998	<b>1:36.698</b>	31.176	39.577	25.945	109.118
4	16:32:48.765	<b>1:33.767</b>	29.243	38.903	25.621	109.474
5	16:34:22.508	<b>1:33.743</b>	29.293	39.147	25.303	<b>110.739</b>
6	16:35:55.522	<b>1:33.014</b>	28.754	38.933	25.327	109.296
7	16:37:29.416	<b>1:33.894</b>	29.526	39.348	<b>25.020</b>	108.238
8	16:39:04.060	<b>1:34.644</b>	30.238	39.200	25.206	109.296
9	16:40:48.048	<b>1:43.988</b>	29.777	45.916	28.295	107.030
10	16:42:21.696	<b>1:33.648</b>	29.345	38.799	25.504	108.588
11	16:44:13.855	<b>1:52.159</b>	37.035	46.377	28.747	109.832
12	16:45:57.739	<b>1:43.884</b>	31.576	43.152	29.156	108.588
13	16:47:54.279	<b>1:56.540</b>	<b>28.459</b>	<b>38.675</b>	49.406	61.737

Lap	Time of Day	Lap Tm	S1	S2	S3	SFSpd
<b>(81) Ian PITMAN</b>						
1	16:29:18.375			51.886	32.129	96.697
2	16:30:53.249	<b>1:34.874</b>	29.183	39.396	26.295	95.595
3	16:33:05.349	<b>2:12.100</b>	38.130	1:03.068	30.902	97.257
4	16:34:38.379	<b>1:33.030</b>	29.083	<b>38.089</b>	<b>25.858</b>	<b>99.272</b>
5	16:37:09.123	<b>2:30.744</b>	43.457	1:11.319	35.968	60.294
6	16:39:20.564	<b>2:11.441</b>	40.736	55.175	35.530	61.285
7	16:41:16.101	<b>1:55.537</b>	38.600	48.346	28.591	75.914
8	16:43:15.229	<b>1:59.128</b>	38.772	51.717	28.639	93.988
9	16:45:05.434	<b>1:50.205</b>	29.171	52.249	28.785	98.688
10	16:46:38.574	<b>1:33.140</b>	<b>28.893</b>	38.288	25.959	99.272

Lap	Time of Day	Lap Tm	S1	S2	S3	SFSpd
<b>(98) Matthew LAWSON</b>						
1	16:28:37.557			1:04.944	28.034	117.526
2	16:30:14.262	<b>1:36.705</b>	29.344	40.949	26.412	116.709
3	16:36:48.917	<b>6:34.655</b>	40.939	1:00.558	33.084	47.866
4	16:38:39.434	<b>1:50.517</b>	38.468	45.620	26.429	116.709
5	16:40:16.041	<b>1:36.607</b>	29.695	40.319	26.593	117.321
6	16:41:49.786	<b>1:33.745</b>	<b>28.887</b>	<b>39.637</b>	<b>25.221</b>	115.703
7	16:46:56.247	<b>5:06.461</b>	45.813	44.199	26.406	<b>118.356</b>

Lap	Time of Day	Lap Tm	S1	S2	S3	SFSpd
<b>(62) Paul RANKIN</b>						
1	16:31:43.901			40.541	25.715	99.714
2	16:33:20.477	<b>1:36.576</b>	<b>29.995</b>	40.528	26.053	99.566
3	16:34:57.889	<b>1:37.412</b>	31.592	40.108	25.712	99.419
4	16:36:33.240	<b>1:35.351</b>	30.378	39.664	<b>25.309</b>	<b>99.863</b>
5	16:38:13.513	<b>1:40.273</b>	31.213	40.536	28.524	98.111
6	16:39:48.484	<b>1:34.971</b>	30.428	<b>39.015</b>	25.528	98.833

Lap	Time of Day	Lap Tm	S1	S2	S3	SFSpd
<b>(35) Stephen HENDERSON</b>						
1	16:27:57.064			48.775	30.499	94.120
2	16:29:40.960	<b>1:43.896</b>	31.965	43.237	28.694	95.323
3	16:31:21.523	<b>1:40.563</b>	31.582	41.881	27.100	95.188
4	16:33:01.082	<b>1:39.559</b>	30.668	42.191	26.700	95.323
5	16:34:37.784	<b>1:36.702</b>	30.296	39.721	26.685	95.188
6	16:36:57.880	<b>2:20.096</b>	39.730	1:04.696	35.670	95.459
7	16:38:45.109	<b>1:47.229</b>	30.875	45.561	30.793	<b>95.595</b>

Lap	Time of Day	Lap Tm	S1	S2	S3	SFSpd
8	16:40:24.173	<b>1:39.064</b>	30.564	40.560	27.940	94.252
9	16:42:13.589	<b>1:49.416</b>	32.414	49.765	27.237	69.112
10	16:44:04.498	<b>1:50.909</b>	38.582	44.324	28.003	95.323
11	16:45:40.805	<b>1:36.307</b>	30.333	39.014	26.960	94.252
12	16:47:16.134	<b>1:35.329</b>	<b>29.906</b>	<b>38.934</b>	<b>26.489</b>	94.651

Lap	Time of Day	Lap Tm	S1	S2	S3	SFSpd
<b>(20) Hamish GORDON</b>						
1	16:28:24.740			50.125	31.005	95.323
2	16:30:01.849	<b>1:37.109</b>	30.561	40.725	25.823	99.714
3	16:31:38.962	<b>1:37.113</b>	30.910	40.529	<b>25.674</b>	103.561
4	16:33:16.228	<b>1:37.266</b>	29.819	40.700	26.747	98.833
5	16:34:51.998	<b>1:35.770</b>	29.860	39.825	26.085	96.281
6	16:36:28.469	<b>1:36.471</b>	29.828	39.690	26.953	<b>104.856</b>
7	16:38:25.707	<b>1:57.238</b>	33.559	50.504	33.175	64.838
8	16:40:29.286	<b>2:03.579</b>	44.815	49.474	29.290	96.281
9	16:42:04.854	<b>1:35.568</b>	<b>29.491</b>	<b>39.342</b>	26.735	80.561
10	16:44:12.624	<b>2:07.770</b>	47.942	48.253	31.575	71.391
11	16:46:22.062	<b>2:09.438</b>	46.498	55.039	27.901	75.742

Lap	Time of Day	Lap Tm	S1	S2	S3	SFSpd
<b>(50) Tom PORTER</b>						
1	16:29:06.983					87.722
2	16:30:50.688	<b>1:43.705</b>	33.639			88.183
3	16:32:28.784	<b>1:38.096</b>	30.087			<b>90.932</b>
4	16:34:20.819	<b>1:52.035</b>	41.874			89.239
5	16:35:59.839	<b>1:39.020</b>	30.984			88.068
6	16:41:33.673	<b>5:33.834</b>	31.140			86.927
7	16:43:14.336	<b>1:40.663</b>	32.249			88.884
8	16:44:53.992	<b>1:39.656</b>	30.540			88.532
9	16:46:30.425	<b>1:36.433</b>	<b>29.873</b>			88.884

Lap	Time of Day	Lap Tm	S1	S2	S3	SFSpd
<b>(87) Paul BELL</b>						
1	16:28:25.333					86.927
2	16:30:07.802	<b>1:42.469</b>	31.547	46.800	30.640	86.927
3	16:31:46.112	<b>1:38.310</b>	31.059	42.020	28.902	86.702
4	16:33:25.657	<b>1:39.545</b>	30.620	40.076	26.780	86.479
5	16:35:03.365	<b>1:37.708</b>	30.356	39.946	28.849	86.146
6	16:36:42.101	<b>1:38.736</b>	30.380	41.207	27.406	87.040
7	16:38:18.962	<b>1:36.861</b>	30.194	40.070	27.149	86.927
8	16:39:55.941	<b>1:36.979</b>	30.303	39.598	26.597	86.479
9	16:41:37.199	<b>1:41.258</b>	32.882	40.066	27.078	86.702
10	16:43:17.687	<b>1:40.488</b>	32.079	40.571	28.310	85.379
11	16:44:54.609	<b>1:36.922</b>	<b>29.860</b>	40.179	27.838	<b>87.380</b>
12	16:46:31.248	<b>1:36.639</b>	30.035	39.607	26.883	86.927

Lap	Time of Day	Lap Tm	S1	S2	S3	SFSpd
<b>(88) Martin BROWN</b>						
1	16:29:20.038			51.347	32.648	<b>89.358</b>
2	16:31:01.285	<b>1:41.247</b>	32.036	42.142	27.069	88.183
3	16:33:08.266	<b>2:06.981</b>	32.999	1:01.152	32.830	88.416
4	16:34:47.047	<b>1:38.781</b>	31.389	40.675	26.717	88.183
5	16:36:31.981	<b>1:44.934</b>	31.173	42.240	31.521	88.068
6	16:38:16.879	<b>1:44.898</b>	32.486	44.044	28.368	87.608
7	16:39:54.748	<b>1:37.869</b>	30.849	40.071	26.949	87.266
8	16:41:49.044	<b>1:54.296</b>	35.737	47.723	30.836	62.717
9	16:43:50.250	<b>2:01.206</b>	41.311	50.489	29.406	82.341
10	16:45:27.356	<b>1:37.106</b>	30.987	39.580	<b>26.539</b>	88.416
11	16:47:04.215	<b>1:36.859</b>	<b>30.641</b>	<b>39.441</b>	26.777	87.837

Lap	Time of Day	Lap Tm	S1	S2	S3	SFSpd
<b>(90) Andy TAYLOR</b>						
1	16:29:06.201			50.681	31.869	91.055
2	16:30:56.640	<b>1:50.439</b>	36.191	45.349	28.899	94.120
3	16:32:38.274	<b>1:41.634</b>	32.418	42.018	27.198	93.988
4	16:34:19.664	<b>1:41.390</b>	30.725	43.483	<b>27.182</b>	<b>95.459</b>
5	16:35:57.621	<b>1:37.957</b>	30.117	40.148	27.692	94.919





**Super Lap Scotland - Class G - PROVISIONAL**

Pos	Car No.	Name	Round 1			Round 2			Round 3			Round 4			Round 5			Round 6			Round 7			Round 8			Total points	Total DS	Diff
			Q	F	Total	Q	F	Total	Q	F	Total	Q	F	Total	Q	F	Total	Q	F	Total	Q	F	Total	Q	F	Total			
1	86	Adam MORRISON	13	14	27	15	25	40			0			0			0			0			0			0	67	67	
2	53	Jamie GOUDIE	12	12	24	14	20	34			0			0			0			0			0			0	58	58	9
3	100	Jenny MUIR	10	10	20	13	16	29			0			0			0			0			0			0	49	49	9
4	155	Adam KINDNESS	15	25	40			0			0			0			0			0			0			0	40	40	9
5	60	Ray MCGINLEY	14	20	34			0			0			0			0			0			0			0	34	34	6
6	600	Michael ANDERSON	11	16	27			0			0			0			0			0			0			0	27	27	7
7	106	Martin HUTTON	9	9	18			0			0			0			0			0			0			0	18	18	9



Super Lap Scotland - Class F - PROVISIONAL

Pos	Car No.	Name	Round 1			Round 2			Round 3			Round 4			Round 5			Round 6			Round 7			Round 8			Total points	Total DS	Diff		
			Knockhill			Croft			Knockhill AC			Knockhill			Knockhill AC			Knockhill			Knockhill AC			Knockhill							
			Q	F	Total	Q	F	Total	Q	F	Total	Q	F	Total	Q	F	Total	Q	F	Total	Q	F	Total	Q	F	Total					
1	2	Marc KEMP	14	20	34	15	25	40			0			0			0			0			0			0			74	74	
2	38	Sean HISLOP	13	10	23	13	16	29			0			0			0			0			0			0			52	52	22
3	716	Tom LOCKHART	8	9	17	14	20	34			0			0			0			0			0			0			51	51	1
4	87	Paul BELL	15	25	40			0			0			0			0			0			0			0			40	40	11
5	59	Simon McWILLIAM	5	7	12	12	14	26			0			0			0			0			0			0			38	38	2
6	36	Alex FULTON	11	16	27			0			0			0			0			0			0			0			27	27	11
7	172	Keith RICHARDSON	12	12	24			0			0			0			0			0			0			0			24	24	3
8	65	Kevin STRACHAN	10	14	24			0			0			0			0			0			0			0			24	24	0
9	8	David ROBB	3	6	9	11	DNS	11			0			0			0			0			0			0			20	20	4
10	5	Alex MILNE	7	8	15			0			0			0			0			0			0			0			15	15	5
11	68	Steve WALSH	9		9			0			0			0			0			0			0			0			9	9	6
12	392	Phillip TAYLOR	6		6			0			0			0			0			0			0			0			6	6	3
13	49	Corey GRAHAM	4		4			0			0			0			0			0			0			0			4	4	2



Super Lap Scotland - Class E - PROVISIONAL

Pos	Car No.	Name	Round 1			Round 2			Round 3			Round 4			Round 5			Round 6			Round 7			Round 8			Total points	Total DS	Diff		
			Knockhill			Croft			Knockhill AC			Knockhill			Knockhill AC			Knockhill			Knockhill AC			Knockhill							
			Q	F	Total	Q	F	Total	Q	F	Total	Q	F	Total	Q	F	Total	Q	F	Total	Q	F	Total	Q	F	Total					
1	88	Martin BROWN	14	25	39	14	20	34			0			0			0			0			0			0			73	73	
2	515	Ewan FRASER	15	20	35	13	16	29			0			0			0			0			0			0			64	64	9
3	12	James McELENY	12	14	26	11	14	25			0			0			0			0			0			0			51	51	13
4	82	Alan STEWART	11	12	23	12	10	22			0			0			0			0			0			0			45	45	6
5	87	Paul BELL			0	15	25	40			0			0			0			0			0			0			40	40	5
6	24	Jordan SMITH	9	10	19	9	9	18			0			0			0			0			0			0			37	37	3
7	45	Euan BEGBIE	13	16	29			0			0			0			0			0			0			0			29	29	8
8	333	Andrew NAPIER			0	10	12	22			0			0			0			0			0			0			22	22	7
9	555	Lewis MacDOUGALL	10	9	19			0			0			0			0			0			0			0			19	19	3
10	190	Henry SIMMONS	8	8	16			0			0			0			0			0			0			0			16	16	3
11	29	Carl WALKER			0	8	8	16			0			0			0			0			0			0			16	16	0
12	32	Natalie COWIE	7	7	14			0			0			0			0			0			0			0			14	14	2
13	132	Suzanne BUIST	6	6	12			0			0			0			0			0			0			0			12	12	2



Super Lap Scotland - Class D - PROVISIONAL

Pos	Car No.	Name	Round 1			Round 2			Round 3			Round 4			Round 5			Round 6			Round 7			Round 8			Total points	Total DS	Diff		
			Knockhill			Croft			Knockhill AC			Knockhill			Knockhill AC			Knockhill			Knockhill AC			Knockhill							
			Q	F	Total	Q	F	Total	Q	F	Total	Q	F	Total	Q	F	Total	Q	F	Total	Q	F	Total	Q	F	Total					
1	35	Stephen HENDERSON	14	8	22	15	25	40			0			0			0			0			0			0			62	62	
2	73	Robert DAVEY	10	12	22	14	20	34			0			0			0			0			0			0			56	56	6
3	58	Stewart McCRACKEN	8	9	17	12	14	26			0			0			0			0			0			0			43	43	13
4	77	Ian BONTRHON	15	25	40			0			0			0			0			0			0			0			40	40	3
5	46	Paul SMITH	13	20	33			0			0			0			0			0			0			0			33	33	7
6	42	Robert JOBSON	9	7	16	DNS	16	16			0			0			0			0			0			0			32	32	1
7	91	Graham CRANE	12	16	28			0			0			0			0			0			0			0			28	28	4
8	6	Michael FOSTER	11	14	25			0			0			0			0			0			0			0			25	25	3
9	4	Alex MILNE			0	13	12	25			0			0			0			0			0			0			25	25	0
10	96	Kenny WATSON	7	10	17			0			0			0			0			0			0			0			17	17	8
11	70	Daryll SIEVEWRIGHT	6		6			0			0			0			0			0			0			0			6	6	11



**Super Lap Scotland - Class C - PROVISIONAL**

Pos	Car No.	Name	Round 1			Round 2			Round 3			Round 4			Round 5			Round 6			Round 7			Round 8			Total points	Total DS	Diff
			Knockhill			Croft			Knockhill AC			Knockhill			Knockhill AC			Knockhill			Knockhill AC			Knockhill					
			Q	F	Total	Q	F	Total	Q	F	Total	Q	F	Total	Q	F	Total	Q	F	Total	Q	F	Total	Q	F	Total			
1	81	Ian PITMAN	15	25	40	15	25	40			0			0			0			0			0			0	80	80	
2	9	Steven ARKLEY	13	20	33	13	16	29			0			0			0			0			0			0	62	62	18
3	20	Hamish GORDON	14		14	14	20	34			0			0			0			0			0			0	48	48	14



**Super Lap Scotland - Class B - PROVISIONAL**

Pos	Car No.	Name	Round 1			Round 2			Round 3			Round 4			Round 5			Round 6			Round 7			Round 8			Total points	Total DS	Diff		
			Q	F	Total	Q	F	Total	Q	F	Total	Q	F	Total	Q	F	Total	Q	F	Total	Q	F	Total	Q	F	Total					
1	111	Michael RIGBY	11	12	23	13	25	38			0			0			0			0			0			0			61	61	
2	71	Ben ROBINSON	10	10	20	14	20	34			0			0			0			0			0			0			54	54	7
3	80	Craig NICOL	15	25	40			0			0			0			0			0			0			0			40	40	14
4	62	Paul RANKIN	14	20	34			0			0			0			0			0			0			0			34	34	6
5	61	Andy CLOTWORTHY	12	16	28			0			0			0			0			0			0			0			28	28	6
6	13	Keith COWIE	13	14	27			0			0			0			0			0			0			0			27	27	1
7	66	Frazer HUNTLY			0	15		15			0			0			0			0			0			0			15	15	12





**Super Lap Scotland - Class A - PROVISIONAL**

Pos	Car No.	Name	Round 1			Round 2			Round 3			Round 4			Round 5			Round 6			Round 7			Round 8			Total points	Total DS	Diff
			Q	F	Total	Q	F	Total	Q	F	Total	Q	F	Total	Q	F	Total	Q	F	Total	Q	F	Total	Q	F	Total			
1	7	David LONG	15	25	40	15	25	40			0			0			0			0			0			0	80	80	



Super Lap Scotland - Class Pro - PROVISIONAL

Pos	Car No.	Name	Round 1			Round 2			Round 3			Round 4			Round 5			Round 6			Round 7			Round 8			Total points	Total DS	Diff
			Q	F	Total	Q	F	Total	Q	F	Total	Q	F	Total	Q	F	Total	Q	F	Total	Q	F	Total	Q	F	Total			
1	51	Colin DORWARD	12	25	37	15	25	40			0			0			0			0			0			0	77	77	
2	98	Matthew LAWSON	15	16	31	14	20	34			0			0			0			0			0			0	65	65	12
3	79	Eric HOLMES	14	20	34			0			0			0			0			0			0			0	34	34	31
4	10	Nev WOOD	13	14	27			0			0			0			0			0			0			0	27	27	7



Super Lap Scotland - King of the Hill - PROVISIONAL

Pos	Car No.	Name	Class	Round 1			Round 2			Round 3			Round 4			Round 5			Round 6			Round 7			Round 8			Total points	Total DS	Diff	
				Knockhill	Q	F	Total	Croft	Q	F	Total	Knockhill AC	Q	F	Total	Knockhill	Q	F	Total	Knockhill AC	Q	F	Total	Knockhill AC	Q	F	Total				Knockhill
1	81	Ian PITMAN	C	15	25	40	15	25	40	0	0	0	0	0	0	0	0	0	0	0	0	0	0	0	0	0	0	0	80	80	0
2	7	David LONG	A	15	25	40	15	25	40	0	0	0	0	0	0	0	0	0	0	0	0	0	0	0	0	0	0	0	80	80	0
3	51	Colin DORWARD	Pro	12	25	37	15	25	40	0	0	0	0	0	0	0	0	0	0	0	0	0	0	0	0	0	0	77	77	3	
4	2	Marc KEMP	F	14	20	34	15	25	40	0	0	0	0	0	0	0	0	0	0	0	0	0	0	0	0	0	0	74	74	3	
5	88	Martin BROWN	E	15	25	40	14	20	34	0	0	0	0	0	0	0	0	0	0	0	0	0	0	0	0	0	0	74	74	0	
6	86	Adam MORRISON	G	13	14	27	15	25	40	0	0	0	0	0	0	0	0	0	0	0	0	0	0	0	0	0	0	0	67	67	7
7	98	Matthew LAWSON	Pro	15	16	31	14	20	34	0	0	0	0	0	0	0	0	0	0	0	0	0	0	0	0	0	0	65	65	2	
8	515	Ewan FRASER	E	15	20	35	13	16	29	0	0	0	0	0	0	0	0	0	0	0	0	0	0	0	0	0	0	64	64	1	
9	35	Stephen HENDERSON	D	14	8	22	15	25	40	0	0	0	0	0	0	0	0	0	0	0	0	0	0	0	0	0	0	62	62	2	
10	9	Steven ARKLEY	C	13	20	33	13	16	29	0	0	0	0	0	0	0	0	0	0	0	0	0	0	0	0	0	0	62	62	0	
11	111	Michael RIGBY	B	11	12	23	13	25	38	0	0	0	0	0	0	0	0	0	0	0	0	0	0	0	0	0	0	61	61	1	
12	53	Jamie GOUDIE	G	12	12	24	14	20	34	0	0	0	0	0	0	0	0	0	0	0	0	0	0	0	0	0	0	58	58	3	
13	73	Robert DAVEY	D	10	12	22	14	20	34	0	0	0	0	0	0	0	0	0	0	0	0	0	0	0	0	0	0	56	56	2	
14	71	Ben ROBINSON	B	10	10	20	14	20	34	0	0	0	0	0	0	0	0	0	0	0	0	0	0	0	0	0	0	54	54	2	
15	38	Sean HISLOP	F	13	10	23	13	16	29	0	0	0	0	0	0	0	0	0	0	0	0	0	0	0	0	0	0	52	52	2	
16	716	Tom LOCKHART	F	8	9	17	14	20	34	0	0	0	0	0	0	0	0	0	0	0	0	0	0	0	0	0	0	51	51	1	
17	12	James McELENY	E	12	14	26	11	14	25	0	0	0	0	0	0	0	0	0	0	0	0	0	0	0	0	0	0	51	51	0	
18	100	Jenny MUIR	G	10	10	20	13	16	29	0	0	0	0	0	0	0	0	0	0	0	0	0	0	0	0	0	0	49	49	2	
19	20	Hamish GORDON	C	14	14	28	14	20	34	0	0	0	0	0	0	0	0	0	0	0	0	0	0	0	0	0	0	48	48	1	
20	82	Alan STEWART	E	11	12	23	12	10	22	0	0	0	0	0	0	0	0	0	0	0	0	0	0	0	0	0	0	45	45	3	
21	58	Stewart McCracken	D	8	9	17	12	14	26	0	0	0	0	0	0	0	0	0	0	0	0	0	0	0	0	0	0	43	43	2	
22	155	Adam KINDNESS	G	15	25	40	0	0	0	0	0	0	0	0	0	0	0	0	0	0	0	0	0	0	0	0	0	40	40	3	
23	87	Paul BELL	F	15	25	40	0	0	0	0	0	0	0	0	0	0	0	0	0	0	0	0	0	0	0	0	0	40	40	0	
24	77	Ian BONTHRONE	D	15	25	40	0	0	0	0	0	0	0	0	0	0	0	0	0	0	0	0	0	0	0	0	0	40	40	0	
25	80	Craig NICOL	B	15	25	40	0	0	0	0	0	0	0	0	0	0	0	0	0	0	0	0	0	0	0	0	0	40	40	0	
26	87	Paul BELL	E	0	15	25	40	0	0	0	0	0	0	0	0	0	0	0	0	0	0	0	0	0	0	0	0	40	40	0	
27	59	Simon McWILLIAM	F	5	7	12	12	14	26	0	0	0	0	0	0	0	0	0	0	0	0	0	0	0	0	0	0	38	38	2	
28	24	Jordan SMITH	E	9	10	19	9	9	18	0	0	0	0	0	0	0	0	0	0	0	0	0	0	0	0	0	0	37	37	1	
29	79	Eric HOLMES	Pro	14	20	34	0	0	0	0	0	0	0	0	0	0	0	0	0	0	0	0	0	0	0	0	0	34	34	3	
30	60	Ray McGINLEY	G	14	20	34	0	0	0	0	0	0	0	0	0	0	0	0	0	0	0	0	0	0	0	0	0	34	34	0	
31	62	Paul RANKIN	B	14	20	34	0	0	0	0	0	0	0	0	0	0	0	0	0	0	0	0	0	0	0	0	0	34	34	0	
32	46	Paul SMITH	D	13	20	33	0	0	0	0	0	0	0	0	0	0	0	0	0	0	0	0	0	0	0	0	0	33	33	1	
33	42	Robert JOBSON	D	9	7	16	16	16	0	0	0	0	0	0	0	0	0	0	0	0	0	0	0	0	0	0	0	32	32	1	
34	45	Euan BEGBIE	E	13	16	29	0	0	0	0	0	0	0	0	0	0	0	0	0	0	0	0	0	0	0	0	0	29	29	3	
35	91	Graham CRANE	D	12	16	28	0	0	0	0	0	0	0	0	0	0	0	0	0	0	0	0	0	0	0	0	0	28	28	1	
36	61	Andy CLOTWORTHY	B	12	16	28	0	0	0	0	0	0	0	0	0	0	0	0	0	0	0	0	0	0	0	0	0	28	28	0	
37	10	Nev WOOD	Pro	13	14	27	0	0	0	0	0	0	0	0	0	0	0	0	0	0	0	0	0	0	0	0	0	27	27	1	
38	600	Michael ANDERSON	G	11	16	27	0	0	0	0	0	0	0	0	0	0	0	0	0	0	0	0	0	0	0	0	0	27	27	0	
39	36	Alex FULTON	F	11	16	27	0	0	0	0	0	0	0	0	0	0	0	0	0	0	0	0	0	0	0	0	0	27	27	0	
40	13	Keith COWIE	B	13	14	27	0	0	0	0	0	0	0	0	0	0	0	0	0	0	0	0	0	0	0	0	0	27	27	0	
41	6	Michael FOSTER	D	11	14	25	0	0	0	0	0	0	0	0	0	0	0	0	0	0	0	0	0	0	0	0	0	25	25	2	
42	4	Alex MILNE	D	0	13	12	25	0	0	0	0	0	0	0	0	0	0	0	0	0	0	0	0	0	0	0	0	25	25	0	
43	172	Keith RICHARDSON	F	12	12	24	0	0	0	0	0	0	0	0	0	0	0	0	0	0	0	0	0	0	0	0	0	24	24	1	
44	65	Kevin STRACHAN	F	10	14	24	0	0	0	0	0	0	0	0	0	0	0	0	0	0	0	0	0	0	0	0	0	24	24	0	
45	333	Andrew NAPIER	E	0	10	12	22	0	0	0	0	0	0	0	0	0	0	0	0	0	0	0	0	0	0	0	0	22	22	2	



## DDMC Saloon Car Festival

### Super Lap Scotland

Croft 2.125 miles

### Finals

19/05/2019 16:18

Practice (20:00 Time) started at 16:26:17

Lap	Time of Day	Lap Tm	S1	S2	S3	SFSpd
<b>(89) Nick LEWIS-COOK</b>						
1	16:29:08.931			47.276	32.047	96.005
2	16:30:48.810	<b>1:39.879</b>	31.565	40.624	27.690	<b>96.976</b>
3	16:32:28.358	<b>1:39.548</b>	30.452	40.870	28.226	83.467
4	16:34:15.668	<b>1:47.310</b>	34.923	43.419	28.968	96.143
5	16:35:54.644	<b>1:38.976</b>	30.769	40.680	27.527	93.988
6	16:37:33.625	<b>1:38.981</b>	30.198	41.354	<b>27.429</b>	96.836
7	16:39:13.092	<b>1:39.467</b>	30.231	40.332	28.904	94.919
8	16:41:01.052	<b>1:47.960</b>	31.303	48.563	28.094	94.651
9	16:42:44.220	<b>1:43.168</b>	32.744	41.933	28.491	94.919
10	16:44:21.991	<b>1:37.771</b>	<b>29.884</b>	<b>40.196</b>	27.691	95.595
11	16:46:06.316	<b>1:44.325</b>	31.399	43.482	29.444	94.651

<b>(2) Marc KEMP</b>						
1	16:28:48.769			43.741	29.928	78.488
2	16:30:39.578	<b>1:50.809</b>	32.385	44.456	33.968	65.792
3	16:32:25.537	<b>1:45.959</b>	35.203	42.737	28.019	78.214
4	16:34:06.320	<b>1:40.783</b>	31.527	41.974	27.282	<b>78.857</b>
5	16:35:45.974	<b>1:39.654</b>	31.395	40.806	27.453	78.397
6	16:37:25.092	<b>1:39.118</b>	31.305	40.794	27.019	77.941
7	16:39:04.260	<b>1:39.168</b>	31.334	40.755	27.079	77.851
8	16:40:42.630	<b>1:38.370</b>	<b>30.999</b>	<b>40.453</b>	26.918	77.851
9	16:42:21.319	<b>1:38.689</b>	31.034	40.701	26.954	77.581
10	16:44:08.327	<b>1:47.008</b>	36.127	41.861	29.020	75.402
11	16:45:47.566	<b>1:39.239</b>	31.038		77.402	
12	16:47:25.907	<b>1:38.341</b>	31.028	40.453	<b>26.860</b>	78.305

<b>(515) Ewan FRASER</b>						
1	16:28:47.508			44.764	29.383	85.487
2	16:30:36.176	<b>1:48.668</b>	33.081	43.552	32.035	85.815
3	16:32:22.178	<b>1:46.002</b>	32.708	44.722	28.572	84.095
4	16:34:04.561	<b>1:42.383</b>	33.073	41.020	28.290	85.596
5	16:35:44.997	<b>1:40.436</b>	31.760	41.110	<b>27.566</b>	85.270
6	16:37:42.772	<b>1:57.775</b>	31.526	53.592	32.657	<b>86.814</b>
7	16:39:21.791	<b>1:39.019</b>	30.870	40.469	27.680	85.925
8	16:41:02.278	<b>1:40.487</b>	32.070	<b>40.287</b>	28.130	86.257
9	16:42:55.721	<b>1:53.443</b>	41.767	42.345	29.331	86.257
10	16:44:35.505	<b>1:39.784</b>	<b>30.575</b>	40.295	28.914	82.442
11	16:46:19.047	<b>1:43.542</b>	31.339	43.239	28.964	66.707

<b>(9) Steve ARKLEY</b>						
1	16:27:58.008			48.587	28.908	97.682
2	16:29:49.390	<b>1:51.382</b>	34.579	48.325	28.478	96.976
3	16:31:48.744	<b>1:59.354</b>	36.799	51.722	30.833	97.682
4	16:33:29.842	<b>1:41.098</b>	32.597	42.199	26.302	97.682
5	16:35:09.673	<b>1:39.831</b>	31.484	<b>42.007</b>	26.340	<b>97.824</b>
6	16:36:50.218	<b>1:40.545</b>	<b>30.862</b>	43.462	<b>26.221</b>	96.005
7	16:39:12.566	<b>2:22.348</b>	40.540	1:05.786	36.022	41.656
8	16:41:44.778	<b>2:32.212</b>	45.187	1:05.396	41.629	58.001

<b>(111) Michael RIGBY</b>						
1	16:28:16.314			53.808	31.518	<b>104.856</b>
2	16:29:56.671	<b>1:40.357</b>	<b>29.112</b>	40.542	<b>30.703</b>	54.692
3	16:32:11.935	<b>2:15.264</b>	49.486	54.594	31.184	102.926
4	16:44:02.426	<b>11:50.491</b>	29.401	1:02.568	32.834	101.524

<b>(12) James McELENY</b>						
1	16:29:46.146			56.305	29.626	84.518
2	16:31:28.757	<b>1:42.611</b>	31.483	42.165	28.963	86.035
3	16:33:22.421	<b>1:53.664</b>	34.019	49.118	30.527	<b>87.494</b>
4	16:35:05.346	<b>1:42.925</b>	31.938	41.352	29.635	86.479
5	16:36:47.246	<b>1:41.900</b>	31.654	42.142	28.104	85.487
6	16:38:31.217	<b>1:43.971</b>	32.165	42.980	28.826	84.518
7	16:40:17.376	<b>1:46.159</b>	32.500	44.881	28.778	84.732
8	16:41:59.730	<b>1:42.354</b>	31.530	42.685	28.139	79.700

Lap	Time of Day	Lap Tm	S1	S2	S3	SFSpd
9	16:44:06.255	<b>2:06.525</b>	42.090	51.507	32.928	87.266
10	16:45:46.720	<b>1:40.465</b>	<b>31.195</b>	<b>41.305</b>	<b>27.965</b>	85.706
11	16:47:49.127	<b>2:02.407</b>	37.364	52.042	33.001	73.022

<b>(73) Robert DAVEY</b>						
1	16:28:09.820				52.909	31.994
2	16:29:56.113	<b>1:46.293</b>	32.412	43.721	30.160	91.179
3	16:31:38.844	<b>1:42.731</b>	32.197	42.729	27.805	87.040
4	16:33:29.199	<b>1:50.355</b>	32.140	44.638	33.577	51.502
5	16:35:25.529	<b>1:56.330</b>	39.024	46.215	31.091	91.179
6	16:37:07.790	<b>1:42.261</b>	31.207	42.638	28.416	91.552
7	16:38:52.690	<b>1:44.900</b>	<b>31.034</b>	44.975	28.891	91.552
8	16:40:34.278	<b>1:41.588</b>	31.313	42.458	27.817	<b>91.928</b>
9	16:42:15.223	<b>1:40.945</b>	31.108	<b>42.103</b>	<b>27.734</b>	85.270
10	16:44:16.728	<b>2:01.505</b>	44.474	47.396	29.635	91.179
11	16:46:08.344	<b>1:51.616</b>	35.957	46.227	29.432	91.179

<b>(333) Andrew NAPIER</b>						
1	16:29:32.644					84.732
2	16:31:18.984	<b>1:46.340</b>	32.002			85.054
3	16:33:17.518	<b>1:58.534</b>	31.746			<b>86.479</b>
4	16:35:00.876	<b>1:43.358</b>	32.286			86.368
5	16:36:43.962	<b>1:43.086</b>	31.659			83.054
6	16:39:06.955	<b>2:22.993</b>	44.691			84.412
7	16:40:56.227	<b>1:49.272</b>	31.605			85.596
8	16:42:39.305	<b>1:43.078</b>	31.537			85.487
9	16:44:20.723	<b>1:41.418</b>	<b>31.196</b>			85.270
10	16:46:51.528	<b>2:30.805</b>	42.937			51.423

<b>(82) Alan STEWART</b>						
1	16:28:44.764			46.610	31.237	84.946
2	16:30:31.970	<b>1:47.206</b>	33.572	44.454	29.180	86.146
3	16:32:29.739	<b>1:57.769</b>	34.540	48.325	34.904	58.052
4	16:34:24.204	<b>1:54.465</b>	35.844	47.835	30.786	88.183
5	16:36:07.655	<b>1:43.451</b>	31.993	43.178	28.280	90.198
6	16:37:49.914	<b>1:42.259</b>	31.599	42.808	<b>27.852</b>	<b>90.686</b>
7	16:39:59.885	<b>2:09.971</b>	38.928	59.979	31.064	89.477
8	16:41:41.897	<b>1:42.012</b>	<b>31.190</b>	42.665	28.157	89.239
9	16:43:35.799	<b>1:53.902</b>	36.287	46.946	30.669	88.183
10	16:45:17.389	<b>1:41.590</b>	31.583	<b>41.701</b>	28.306	89.358
11	16:46:59.431	<b>1:42.042</b>	31.504	42.400	28.138	89.716

<b>(24) Jordan SMITH</b>						
1	16:28:46.273			46.556	30.462	85.162
2	16:30:32.936	<b>1:46.663</b>	33.123	44.057	29.483	84.200
3	16:32:31.572	<b>1:58.636</b>	34.530	50.740	33.366	52.224
4	16:34:29.754	<b>1:58.182</b>	35.871	53.546	28.765	<b>85.925</b>
5	16:36:12.050	<b>1:42.296</b>	32.117	42.176	<b>28.003</b>	84.625
6	16:37:55.016	<b>1:42.966</b>	<b>32.005</b>	42.926	28.035	83.571
7	16:39:43.020	<b>1:48.004</b>	34.670	43.958	29.376	83.780
8	16:41:27.490	<b>1:44.470</b>	32.397	42.553	29.520	62.717
9	16:43:25.108	<b>1:57.618</b>	38.396	49.301	29.921	84.732
10	16:45:13.617	<b>1:48.509</b>	32.051	<b>42.066</b>	34.392	63.012
11	16:47:07.391	<b>1:53.774</b>	36.091	48.489	29.194	83.467

<b>(86) Adam MORRISON</b>						
1	16:28:32.196			50.868	32.574	76.259
2	16:30:18.688	<b>1:46.492</b>	32.759	44.853	28.880	76.694
3	16:32:03.441	<b>1:44.753</b>	32.770	43.449	28.534	<b>77.047</b>
4	16:33:47.742	<b>1:44.301</b>	32.242	<b>41.953</b>	30.106	73.907
5	16:35:32.740	<b>1:44.998</b>	34.122	42.550	28.326	76.519
6	16:37:15.334	<b>1:42.594</b>	31.947	42.156	28.491	76.519
7	16:38:57.872	<b>1:42.538</b>	31.956	42.462	<b>28.120</b>	76.172
8	16:40:41.238	<b>1:43.366</b>	31.827	43.057	28.482	75.742
9	16:42:29.450	<b>1:48.212</b>	<b>31.801</b>	46.830	29.581	76.345
10	16:44:27.394	<b>1:57.944</b>	32.014	46.908	39.022	36.412

Clerk of the Course.

Sig : Time :

Chief Timekeeper : Ian Sharp (SMART Timing)

 Results available at [www.speedhive.com](http://www.speedhive.com) and [www.smart-timing.co.uk](http://www.smart-timing.co.uk)

Orbits



## DDMC Saloon Car Festival

### Super Lap Scotland

Croft 2.125 miles

### Finals

19/05/2019 16:18

Practice (20:00 Time) started at 16:26:17

Lap	Time of Day	Lap Tm	S1	S2	S3	SFSpd
11	16:46:24.234	<b>1:56.840</b>	42.764	44.929	29.147	70.050

(42) Robert JOBSON

1	16:27:59.765			49.203	29.419	98.543
2	16:29:51.025	<b>1:51.260</b>	39.216	44.208	27.836	<b>98.688</b>
3	16:31:34.211	<b>1:43.186</b>	<b>33.580</b>	<b>41.966</b>	<b>27.640</b>	97.399

(716) Tom LOCKHART

1	16:28:54.302			48.743	29.894	82.543
2	16:30:40.421	<b>1:46.119</b>	33.066	44.505	28.548	<b>83.467</b>
3	16:32:23.912	<b>1:43.491</b>	32.122	42.862	28.507	83.054
4	16:37:52.708	<b>5:28.796</b>	31.787	45.841	28.852	83.157
5	16:39:36.174	<b>1:43.466</b>	31.873	43.255	<b>28.338</b>	83.260
6	16:41:19.789	<b>1:43.615</b>	<b>31.561</b>	<b>42.277</b>	29.777	83.467
7	16:43:07.262	<b>1:47.473</b>	34.046	43.643	29.784	82.747
8	16:47:40.369	<b>4:33.107</b>	31.606	46.192	29.452	82.240

(38) Sean HISLOP

1	16:29:22.164			50.402	34.166	81.441
2	16:31:06.782	<b>1:44.618</b>	32.604	42.798	<b>29.216</b>	<b>83.885</b>
3	16:36:14.433	<b>5:07.651</b>	32.652	50.487	31.199	79.323
4	16:38:05.321	<b>1:50.888</b>	33.019	46.074	31.795	83.363
5	16:39:49.375	<b>1:44.054</b>	<b>31.923</b>	<b>42.464</b>	29.667	75.064
6	16:42:07.374	<b>2:17.999</b>	42.473	55.403	40.123	64.218
7	16:44:13.936	<b>2:06.562</b>	47.023	48.345	31.194	64.341
8	16:46:10.494	<b>1:56.558</b>	37.994	48.478	30.086	83.467

(53) Jamie GOUDIE

1	16:28:42.481			46.465	31.609	75.914
2	16:30:28.129	<b>1:45.648</b>	33.198	42.910	29.540	76.259
3	16:32:18.960	<b>1:50.831</b>	34.946	45.874	30.011	<b>76.958</b>
4	16:34:10.873	<b>1:51.913</b>	34.177	48.340	29.396	76.345
5	16:35:57.655	<b>1:46.782</b>	33.073	44.294	29.415	76.432
6	16:37:42.855	<b>1:45.200</b>	<b>32.692</b>	43.465	<b>29.043</b>	76.172
7	16:39:27.675	<b>1:44.820</b>	32.934	42.402	29.484	75.148
8	16:41:11.950	<b>1:44.275</b>	32.866	<b>42.248</b>	29.161	75.402

(71) Ben ROBINSON

1	16:28:01.298			<b>48.268</b>	<b>30.357</b>	84.412
2	16:29:46.886	<b>1:45.588</b>	<b>34.884</b>			<b>86.035</b>

(29) Carl WALKER

1	16:28:22.018			56.000	34.053	83.989
2	16:30:11.727	<b>1:49.709</b>	34.025	45.246	30.438	84.200
3	16:32:00.245	<b>1:48.518</b>	33.780	44.080	30.658	84.200
4	16:33:46.828	<b>1:46.583</b>	33.282	<b>43.379</b>	29.922	81.639
5	16:35:37.024	<b>1:50.196</b>	35.893	44.299	30.004	84.095
6	16:37:25.234	<b>1:48.210</b>	<b>32.937</b>	43.382	31.891	56.583
7	16:39:32.845	<b>2:07.611</b>	40.602	54.629	32.380	<b>84.412</b>
8	16:41:19.047	<b>1:46.202</b>	32.964	43.633	<b>29.605</b>	83.571
9	16:43:06.671	<b>1:47.624</b>	34.180	43.490	29.954	82.645
10	16:45:01.418	<b>1:54.747</b>	35.719	47.913	31.115	84.095
11	16:46:50.051	<b>1:48.633</b>	34.474	44.155	30.004	83.885

(100) Jenny MUIR

1	16:29:35.137			53.372	37.415	74.070
2	16:31:26.665	<b>1:51.528</b>	36.189	44.801	30.538	73.664
3	16:33:17.752	<b>1:51.087</b>	34.482	44.666	31.939	73.583
4	16:35:12.556	<b>1:54.804</b>	35.063	48.755	30.986	75.064
5	16:37:02.463	<b>1:49.907</b>	34.209	45.368	30.330	74.981
6	16:38:53.202	<b>1:50.739</b>	34.431	46.264	30.044	72.470
7	16:40:44.067	<b>1:50.865</b>	34.119	45.510	31.236	<b>76.000</b>
8	16:42:32.010	<b>1:47.943</b>	<b>33.800</b>	44.488	29.655	75.233
9	16:44:25.249	<b>1:53.239</b>	34.038	45.965	33.236	76.000
10	16:46:14.270	<b>1:49.021</b>	35.313	<b>44.268</b>	<b>29.440</b>	75.657

Lap	Time of Day	Lap Tm	S1	S2	S3	SFSpd
(58) Stewart McCracken						
1	16:29:01.401			51.800	30.622	85.162
2	16:30:55.211	<b>1:53.810</b>	34.962	48.336	30.512	86.927
3	16:32:48.888	<b>1:53.677</b>	35.278	47.933	30.466	86.146
4	16:34:37.562	<b>1:48.674</b>	<b>33.641</b>	<b>45.838</b>	<b>29.195</b>	<b>87.040</b>
5	16:36:29.364	<b>1:51.802</b>	36.515	46.054	29.233	85.162
6	16:38:25.615	<b>1:56.251</b>	37.298	48.436	30.517	84.306

(59) Simon McWilliam

1	16:28:24.916			56.481	33.100	64.838
2	16:30:26.365	<b>2:01.449</b>	39.373	51.601	30.475	<b>82.341</b>
3	16:32:16.592	<b>1:50.227</b>	35.197	<b>45.759</b>	<b>29.271</b>	81.739
4	16:34:34.457	<b>2:17.865</b>	42.614	1:02.539	32.712	80.658
5	16:36:25.502	<b>1:51.045</b>	34.703	46.859	29.483	81.441
6	16:38:40.810	<b>2:15.308</b>	42.003	58.639	34.666	47.934
7	16:41:00.976	<b>2:20.166</b>	43.865	1:03.702	32.599	81.244
8	16:43:03.692	<b>2:02.716</b>	44.043	47.957	30.716	81.048
9	16:44:53.762	<b>1:50.070</b>	<b>34.487</b>	45.790	29.793	79.795
10	16:47:15.714	<b>2:21.952</b>	44.119	1:05.486	32.347	78.857

(4) Alex Milne

1	16:42:03.281			49.479	35.636	59.440
2	16:44:10.023	<b>2:06.742</b>	46.324	<b>45.808</b>	34.610	91.179
3	16:46:03.863	<b>1:53.840</b>	<b>37.722</b>	47.560	<b>28.558</b>	<b>97.540</b>

Clerk of the Course.

Orbits

Sig : Time :  
Chief Timekeeper : Ian Sharp (SMART Timing)

Results available at [www.speedhive.com](http://www.speedhive.com) and [www.smart-timing.co.uk](http://www.smart-timing.co.uk)



## DDMC Saloon Car Festival

Sorted on Laps

Northern Saloons & Sportscars Championship

Croft 2.125 miles

Race 9 - Classes B, C & D - 2nd Race

19/05/2019 16:41

Race (15:00 and 1 Laps) started at 16:58:41

Pos	No.	Name	Make/Model	CC	Class Code	Laps	Total Tm	Diff	Best Tm	In Lap	2nd Best
1	83	Lee UNDERWOOD	Honda Civic	1998	C	11	17:52.830		1:36.004	6	1:36.181
2	89	Dan KELL	Ford Sierra XR 4x4	1993T	B	11	17:58.579	5.749	1:36.989	7	1:36.992
3	16	Jonathan SWIFT	Honda Civic	2000	C	11	17:59.076	6.246	1:35.324	4	1:35.604
4	49	Mike WILLIAMSON	Mitsubishi EVO4	2000	B	11	18:08.243	15.413	1:34.827	3	1:35.096
5	15	David COX	Peugeot 205 GTi	2000	C	11	18:09.453	16.623	1:36.878	3	1:37.291
6	141	Ben GRIFFITHS	Honda Civic	1998	C	11	18:18.214	25.384	1:37.926	5	1:38.051
7	30	Paul LIGHTBURN	BMW E36	2800	B	11	18:25.169	32.339	1:38.078	6	1:38.149
8	23	Kelly BRABBIN	Toyota Celica	1800	C	11	18:29.708	36.878	1:38.461	11	1:38.553
9	33	Simon BAKER	Ford Fiesta Mk2	1600	D	11	18:36.082	43.252	1:39.621	2	1:39.655
10	25	Bob CLAXTON	VW Golf	1800	C	11	19:38.865	1:46.035	1:45.014	8	1:45.202
11	14	Louise CLAXTON	Peugeot Rally 106	1600	D	10	18:23.668	1 Lap	1:45.893	6	1:46.530

Not classified

DNF	36	Clinton EWEN	BMW M3 E36	2998	B	10	16:29.724	DNF	1:36.755	4	1:36.900
DNF	1	Simon SHERIDAN	Honda Civic	1600	D	9	15:13.154	DNF	1:37.331	4	1:37.708
DNF	3	Peter HOUSE	VW Beetle		B	7	12:01.431	DNF	1:39.870	3	1:41.140

Margin of Victory	Avg. Speed	Best Lap Tm	Best Speed	Best Lap by
5.749	78.437	1:34.827	80.673	49 - Mike WILLIAMSON

Clerk of the Course.

Orbits

Sig : Time :

Chief Timekeeper : Ian Sharp (SMART Timing)

Results available at [www.speedhive.com](http://www.speedhive.com) and [www.smart-timing.co.uk](http://www.smart-timing.co.uk)

Printed: 20/05/2019 08:00:35



## DDMC Saloon Car Festival

### Northern Saloons & Sportscars Championship

Croft 2.125 miles

### Race 9 - Classes B, C & D - 2nd Race

19/05/2019 16:41

### Race (15:00 and 1 Laps) started at 16:58:41

Lap	Time of Day	Lap Tm	S1	S2	S3	SFSpd
<b>(83) Lee UNDERWOOD</b>						
1	17:00:24.393	1:40.420	33.927			89.002
2	17:02:01.324	1:36.931	30.162			88.649
3	17:03:37.995	1:36.671	30.070			88.884
4	17:05:14.766	1:36.771	29.997			89.002
5	17:06:51.152	1:36.386	29.959			89.120
6	17:08:27.156	1:36.004	29.688			89.120
7	17:10:03.337	1:36.181	29.692			88.767
8	17:11:39.911	1:36.574	29.736			88.767
9	17:13:16.339	1:36.428	29.890			88.649
10	17:14:55.298	1:38.959	30.666			88.299
11	17:16:34.707	1:39.409	29.911			60.841

<b>(89) Dan KELL</b>						
1	17:00:26.148	1:42.214	34.551	40.092	27.571	87.266
2	17:02:04.373	1:38.225	30.336	40.141	27.748	86.257
3	17:03:41.650	1:37.277	29.745	40.173	27.359	86.927
4	17:05:19.269	1:37.619	29.935	40.262	27.422	86.257
5	17:06:56.576	1:37.307	29.677	40.063	27.567	86.814
6	17:08:33.614	1:37.038	29.882	39.780	27.376	86.146
7	17:10:10.603	1:36.989	29.796	39.823	27.370	86.479
8	17:11:47.595	1:36.992	29.678	39.793	27.521	86.479
9	17:13:24.780	1:37.185	29.799	40.083	27.303	87.608
10	17:15:03.098	1:38.318	30.921	39.806	27.591	87.040
11	17:16:40.456	1:37.358	30.278	39.696	27.384	88.532

<b>(16) Jonathan SWIFT</b>						
1	17:00:30.655	1:45.638	36.353	41.385	27.900	91.677
2	17:02:11.291	1:40.636	33.432	40.722	26.482	91.552
3	17:03:48.929	1:37.638	30.575	39.796	27.267	90.198
4	17:05:24.253	1:35.324	29.618	39.197	26.509	91.552
5	17:06:59.857	1:35.604	29.483	39.200	26.921	92.054
6	17:08:35.548	1:35.691	29.221	39.640	26.830	92.818
7	17:10:12.298	1:36.750	30.877	39.494	26.379	92.435
8	17:11:48.442	1:36.144	29.638	39.817	26.689	90.198
9	17:13:24.846	1:36.404	29.565	39.986	26.853	92.690
10	17:15:04.651	1:39.805	31.281	39.696	28.828	87.952
11	17:16:40.953	1:36.302	29.246	39.847	27.209	89.239

<b>(49) Mike WILLIAMSON</b>						
1	17:00:20.979	1:38.369	33.057			106.183
2	17:01:56.075	1:35.096	29.273			108.064
3	17:03:30.902	1:34.827	28.823			108.238
4	17:05:07.692	1:36.790	28.937			104.856
5	17:06:45.262	1:37.570	29.223			103.561
6	17:08:21.083	1:35.821	29.166			104.043
7	17:09:57.372	1:36.289	29.133			102.611
8	17:11:36.312	1:38.940	29.734			99.863
9	17:13:15.251	1:38.939	30.506			91.928
10	17:15:00.654	1:45.403	31.575			75.828
11	17:16:50.120	1:49.466	33.075			78.580

<b>(15) David COX</b>						
1	17:00:27.485	1:42.550	35.086	40.271	27.193	90.442
2	17:02:06.236	1:38.751	30.847	40.699	27.205	88.884
3	17:03:43.114	1:36.878	29.967	39.820	27.091	89.596
4	17:05:20.480	1:37.366	30.094	40.218	27.054	89.836
5	17:06:58.154	1:37.674	29.968	40.576	27.130	88.068
6	17:08:35.445	1:37.291	30.151	39.983	27.157	89.239
7	17:10:14.350	1:38.905	30.772	41.083	27.050	88.649
8	17:11:52.032	1:37.682	29.832	40.606	27.244	89.596
9	17:13:31.490	1:39.458	30.311	40.805	28.342	77.941
10	17:15:11.137	1:39.647	30.875	40.950	27.822	89.239
11	17:16:51.330	1:40.193	30.268	41.692	28.233	86.590

Lap	Time of Day	Lap Tm	S1	S2	S3	SFSpd
<b>(141) Ben GRIFFITHS</b>						
1	17:00:31.147	1:45.096	35.657	41.351	28.088	86.927
2	17:02:10.802	1:39.655	31.438	40.695	27.522	86.702
3	17:03:48.853	1:38.051	30.322	40.150	27.579	86.257
4	17:05:27.132	1:38.279	30.354	40.262	27.663	86.590
5	17:07:05.058	1:37.926	30.155	40.087	27.684	85.925
6	17:08:44.244	1:39.186	30.326	41.108	27.752	86.146
7	17:10:24.002	1:39.758	30.529	41.291	27.938	85.596
8	17:12:02.780	1:38.778	30.299	40.583	27.896	85.162
9	17:13:41.945	1:39.165	30.422	40.709	28.034	82.747
10	17:15:20.933	1:38.988	30.816	40.452	27.720	86.702
11	17:17:00.091	1:39.158	30.223	40.929	28.006	86.368

<b>(30) Paul LIGHTBURN</b>						
1	17:00:35.250	1:49.108	36.947	43.716	28.445	87.153
2	17:02:15.681	1:40.431	31.179	41.319	27.933	86.590
3	17:03:55.118	1:39.437	30.579	40.709	28.149	87.722
4	17:05:35.365	1:40.247	30.701	41.548	27.998	86.257
5	17:07:13.514	1:38.149	30.077	40.316	27.756	86.702
6	17:08:51.592	1:38.078	30.085	39.923	28.070	87.494
7	17:10:29.784	1:38.192	29.850	40.729	27.613	88.183
8	17:12:08.836	1:39.052	30.513	40.582	27.957	86.702
9	17:13:48.567	1:39.731	30.841	40.715	28.175	85.487
10	17:15:27.960	1:39.393	30.920	40.580	27.893	86.035
11	17:17:07.046	1:39.086	30.524	40.823	27.739	86.368

<b>(23) Kelly BRABBIN</b>						
1	17:00:27.043	1:44.377	36.497	40.451	27.429	84.839
2	17:02:13.081	1:46.038	37.067	41.524	27.447	84.946
3	17:03:52.542	1:39.461	30.386	41.051	28.024	84.518
4	17:05:32.170	1:39.628	31.068	40.528	28.032	84.200
5	17:07:10.799	1:38.629	30.533	40.412	27.684	83.780
6	17:08:50.498	1:39.699	30.000	40.463	29.236	84.306
7	17:10:29.051	1:38.553	29.956	40.963	27.634	85.162
8	17:12:14.550	1:45.499	30.598	47.167	27.734	83.780
9	17:13:54.186	1:39.636	30.957	40.816	27.863	83.157
10	17:15:33.124	1:38.938	30.490	40.741	27.707	83.675
11	17:17:11.585	1:38.461	30.188	40.803	27.470	83.885

<b>(33) Simon BAKER</b>						
1	17:00:34.837	1:47.653	36.214	43.292	28.147	82.747
2	17:02:14.458	1:39.621	31.516	40.530	27.575	82.951
3	17:03:54.454	1:39.996	31.208	40.742	28.046	82.341
4	17:05:34.109	1:39.655	31.138	40.803	27.714	82.341
5	17:07:14.049	1:39.940	31.297	40.924	27.719	82.341
6	17:08:55.683	1:41.634	32.091	41.690	27.853	81.938
7	17:10:36.674	1:40.991	31.881	41.262	27.848	82.240
8	17:12:17.294	1:40.620	31.652	41.348	27.620	82.240
9	17:13:57.169	1:39.875	31.264	41.044	27.567	82.341
10	17:15:37.361	1:40.192	31.633	41.049	27.510	81.639
11	17:17:17.959	1:40.598	31.744	40.877	27.977	81.441

<b>(25) Bob CLAXTON</b>						
1	17:00:38.787	1:51.593	37.748	44.543	29.302	81.839
2	17:02:26.486	1:47.699	35.096	43.572	29.031	82.240
3	17:04:13.590	1:47.104	34.853	44.080	28.171	83.157
4	17:05:59.381	1:45.791	33.147	43.898	28.746	82.951
5	17:07:44.583	1:45.202	33.650	43.274	28.278	82.240
6	17:09:30.089	1:45.506	33.183	43.886	28.437	82.951
7	17:11:15.773	1:45.684	33.499	43.715	28.470	83.780
8	17:13:00.787	1:45.014	33.337	43.281	28.396	83.157
9	17:14:46.776	1:45.989	33.260	43.763	28.966	72.706
10	17:16:33.552	1:46.776	33.824	43.795	29.157	82.951
11	17:18:20.742	1:47.190	44.683	57.284	5.223	

<b>(14) Louise CLAXTON</b>						
----------------------------	--	--	--	--	--	--

Clerk of the Course.

Orbits

Sig : \_\_\_\_\_ Time : \_\_\_\_\_  
 Chief Timekeeper : Ian Sharp (SMART Timing)  
 Results available at [www.speedhive.com](http://www.speedhive.com) and [www.smart-timing.co.uk](http://www.smart-timing.co.uk)



## DDMC Saloon Car Festival

Northern Saloons & Sportscars Championship

Croft 2.125 miles

Race 9 - Classes B, C & D - 2nd Race

19/05/2019 16:41

Race (15:00 and 1 Laps) started at 16:58:41

Lap	Time of Day	Lap Tm	S1	S2	S3	SFSpd
1	17:00:38.401	<b>1:50.919</b>	36.950	44.475	29.494	80.561
2	17:02:26.343	<b>1:47.942</b>	34.482	43.842	29.618	79.890
3	17:04:15.531	<b>1:49.188</b>	34.202	45.846	29.140	<b>81.739</b>
4	17:06:15.118	<b>1:59.587</b>	46.555	43.936	29.096	80.658
5	17:08:01.648	<b>1:46.530</b>	33.435	<b>43.515</b>	29.580	81.048
6	17:09:47.541	<b>1:45.893</b>	33.328	43.709	<b>28.856</b>	80.755
7	17:11:34.300	<b>1:46.759</b>	33.761	43.965	29.033	81.048
8	17:13:23.589	<b>1:49.289</b>	35.808	44.212	29.269	80.081
9	17:15:14.668	<b>1:51.079</b>	35.715	45.645	29.719	80.465
10	17:17:05.545	<b>1:50.877</b>	<b>33.159</b>	45.210	32.508	78.397

Lap	Time of Day	Lap Tm	S1	S2	S3	SFSpd
-----	-------------	--------	----	----	----	-------

(36) Clinton EWEN

1	17:00:30.022	<b>1:44.778</b>	35.413	41.479	27.886	<b>89.957</b>
2	17:02:08.049	<b>1:38.027</b>	30.354	39.732	27.941	89.239
3	17:03:46.068	<b>1:38.019</b>	30.354	39.494	28.171	89.002
4	17:05:22.823	<b>1:36.755</b>	29.596	39.332	<b>27.827</b>	88.416
5	17:07:00.805	<b>1:37.982</b>	29.795	39.717	28.470	86.257
6	17:08:37.705	<b>1:36.900</b>	29.618	<b>39.213</b>	28.069	87.722
7	17:10:15.667	<b>1:37.962</b>	<b>29.588</b>	40.156	28.218	86.257
8	17:11:53.713	<b>1:38.046</b>	30.424	39.584	28.038	88.532
9	17:13:31.284	<b>1:37.571</b>	29.749	39.989	27.833	88.532
10	17:15:11.601	<b>1:40.317</b>	30.599	41.243	28.475	83.885

(1) Simon SHERIDAN

1	17:00:30.579	<b>1:45.278</b>	35.333	41.798	28.147	84.306
2	17:02:08.808	<b>1:38.229</b>	31.131	40.139	<b>26.959</b>	84.518
3	17:03:46.516	<b>1:37.708</b>	30.143	<b>39.997</b>	27.568	<b>84.732</b>
4	17:05:23.847	<b>1:37.331</b>	<b>30.024</b>	40.235	27.072	83.675
5	17:07:02.576	<b>1:38.729</b>	30.697	40.857	27.175	83.989
6	17:08:46.972	<b>1:44.396</b>	31.557	44.791	28.048	80.853
7	17:10:30.941	<b>1:43.969</b>	32.514	43.187	28.268	81.343
8	17:12:12.580	<b>1:41.639</b>	32.095	41.913	27.631	82.139
9	17:13:55.031	<b>1:42.451</b>	31.851	41.869	28.731	80.658

(3) Peter HOUSE

1	17:00:32.527	<b>1:46.323</b>	36.798	42.198	<b>27.327</b>	<b>85.054</b>
2	17:02:13.667	<b>1:41.140</b>	32.345	<b>41.298</b>	27.497	84.518
3	17:03:53.537	<b>1:39.870</b>	<b>31.087</b>	41.435	27.348	84.732
4	17:05:37.288	<b>1:43.751</b>	32.479	43.303	27.969	83.157
5	17:07:19.542	<b>1:42.254</b>	32.566	42.333	27.355	84.625
6	17:09:01.346	<b>1:41.804</b>	31.547	42.609	27.648	83.989
7	17:10:43.308	<b>1:41.962</b>	31.920	42.602	27.440	84.095

Clerk of the Course.

Orbits

Sig : Time :  
Chief Timekeeper : Ian Sharp (SMART Timing)

Results available at [www.speedhive.com](http://www.speedhive.com) and [www.smart-timing.co.uk](http://www.smart-timing.co.uk)

Printed: 20/05/2019 08:01:38



## DDMC Saloon Car Festival

## Lapchart

Northern Saloons & Sportscars Championship

Croft 2.125 miles

Race 9 - Classes B, C & D - 2nd Race

19/05/2019 16:41

Race (15:00 and 1 Laps) started at 16:58:41

Competitors	Laps											
	0	1	2	3	4	5	6	7	8	9	10	11
Mike WILLIAMSON (49)	1	49	49	49	49	49	49	49	49	49	83	83
Kelly BRABBIN (23)	2	23	83	83	83	83	83	83	83	83	49	89
Dan KELL (89)	3	89	89	89	89	89	89	89	89	89	89	16
Lee UNDERWOOD (83)	4	83	23	15	15	15	15	15	16	16	16	49
David COX (15)	5	15	15	36	36	36	16	16	15	15	36	15
Jonathan SWIFT (16)	6	16	36	1	1	1	36	36	36	36	15	141
Clinton EWEN (36)	7	36	1	141	141	16	1	141	141	141	141	30
Simon SHERIDAN (1)	8	1	16	16	16	141	141	1	23	30	30	23
Ben GRIFFITHS (141)	9	141	141	23	23	23	23	23	30	1	23	33
Paul LIGHTBURN (30)	10	30	3	3	3	33	30	30	1	23	1	33
Peter HOUSE (3)	11	3	33	33	33	30	33	33	33	33	33	25
Simon BAKER (33)	12	33	30	30	30	3	3	3	3	25	25	14
Bob CLAXTON (25)	13	25	14	14	25	25	25	25	25	14	14	
Louise CLAXTON (14)	14	14	25	25	14	14	14	14	14			

Clerk of the Course.

Sig :                      Time :  
 Chief Timekeeper : Ian Sharp (SMART Timing)  
 Results available at [www.speedhive.com](http://www.speedhive.com) and [www.smart-timing.co.uk](http://www.smart-timing.co.uk)

Printed: 19/05/2019 17:22:49

Orbits



# Race Results

Bulletin No. \_\_\_\_\_



## DDMC Saloon Car Festival

Sorted on Laps

Mazda MX5

Croft 2.125 miles

Race 10 - 3rd Race

19/05/2019 17:06

Race (20:00 Time) started at 17:29:10

Pos	No.	Name	Make/Model	CC	Class Code	Laps	Total Tm	Diff	Best Tm	In Lap	2nd Best
1	77	Steve FODEN	Mazda MX5	1600	MX5	11	20:18.230		1:41.088	9	1:41.767
2	40	Ben HANCY	Mazda MX5	1600	MX5	11	20:22.543	4.313	1:41.250	8	1:41.694
3	93	Ben ABBITT	Mazda MX5	1600	MX5	11	20:25.260	7.030	1:42.343	6	1:42.682
4	9	Ian TOMLINSON	Mazda MX5	1600	MX5	11	20:26.410	8.180	1:41.639	8	1:42.120
5	192	Jordan JOHNSON	Mazda MX5	1600	MX5	11	20:41.644	23.414	1:43.943	6	1:44.163
6	29	Graeme CHATTEN	Mazda MX5	1600	MX5	11	20:43.564	25.334	1:43.640	6	1:44.126
7	47	Stephen CRAGGS	Mazda MX5	1600	MX5	11	20:44.420	26.190	1:44.097	6	1:44.435
8	14	Lloyd HUGGINS	Mazda Mx5	1600	MX5	11	20:44.624	26.394	1:44.228	6	1:44.486
9	22	Adrian JOHNSON	Mazda MX5	1600	MX5	11	21:00.018	41.788	1:44.560	9	1:44.579
10	11	Stephen ROBINSON	Mazda MX5	1600	MX5	11	21:00.578	42.348	1:44.670	7	1:45.259
11	18	Neil MacGREGOR	Mazda MX5	1600	MX5	11	21:03.181	44.951	1:45.494	7	1:45.617
12	117	Andrew MacGREGOR	Mazda MX5	1600	MX5	11	21:05.067	46.837	1:45.814	7	1:46.332
13	23	Stephen REECE	Mazda MX5	1600	MX5	11	21:05.816	47.586	1:45.756	7	1:46.184
14	64	Philip DOUTHWAITE	Mazda MX5	1600	MX5	11	21:07.966	49.736	1:45.648	8	1:45.742
15	27	Dan BLAKE	Mazda MX5	1600	MX5	11	21:11.878	53.648	1:43.836	7	1:44.223
16	53	Stephen REED	Mazda MX5	1600	MX5	11	21:29.630	1:11.400	1:48.150	8	1:48.627
17	10	Stephen HORNER	Mazda MX5	1600	MX5	11	21:47.894	1:29.664	1:50.163	7	1:50.440
18	46	Nicola FAVOT	Mazda MX5	1600	MX5	11	22:11.444	1:53.214	1:53.831	8	1:54.123
Not classified											
DNF	17	Howard LANCASHIRE	Mazda MX5	1600	MX5	8	15:27.405	DNF	1:41.888	7	1:43.551
DNF	70	Jeremy RIVERS-FLETCHER	Mazda MX5	1600	MX5	8	16:16.704	DNF	1:50.587	6	1:50.969
DNF	191	Andrew BARRETT	Mazda MX5	1600	MX5	2	3:54.981	DNF	1:50.058	2	1:58.149
DNF	55	Ian Van REENEN	Mazda MX5	1600	MX5	1	1:57.471	DNF	1:57.066	1	
DNS	42	Paul BATEMAN	Mazda MX5	1600	MX5			DNS		0	
DNS	96	Sam MOODY	Mazda MX5	1600	MX5			DNS		0	

Margin of Victory	Avg. Speed	Best Lap Tm	Best Speed	Best Lap by
4.313	69.076	1:41.088	75.677	77 - Steve FODEN

Clerk of the Course.

Orbits

Sig : Time :

Chief Timekeeper : Ian Sharp (SMART Timing)

Results available at [www.speedhive.com](http://www.speedhive.com) and [www.smart-timing.co.uk](http://www.smart-timing.co.uk)





## DDMC Saloon Car Festival

Mazda MX5

Croft 2.125 miles

Race 10 - 3rd Race

19/05/2019 17:06

Race (20:00 Time) started at 17:29:10

Lap	Time of Day	Lap Tm	S1	S2	S3	SFSpd
(77) Steve FODEN						
1	17:31:03.772	1:49.711	38.159	42.554	28.998	77.581
2	17:32:47.261	1:43.489	32.415	41.953	29.121	78.672
3	17:34:29.871	1:42.610	32.383	41.896	28.331	78.123
4	17:37:33.278	3:03.407	58.715	1:34.444	30.248	78.123
5	17:39:15.124	1:41.846	31.774	41.796	28.276	78.672
6	17:40:56.891	1:41.767	31.745	41.882	28.140	78.580
7	17:42:38.710	1:41.819	32.017	41.906	27.896	78.397
8	17:44:20.685	1:41.975	32.113	41.828	28.034	78.580
9	17:46:01.773	1:41.088	31.685	41.644	27.759	78.214
10	17:47:44.157	1:42.384	31.781	42.361	28.242	78.580
11	17:49:28.790	1:44.633	32.327	43.299	29.007	77.941

Lap	Time of Day	Lap Tm	S1	S2	S3	SFSpd
(40) Ben HANCY						
1	17:31:07.638	1:51.570	38.314	42.894	30.362	77.581
2	17:32:49.810	1:42.172	31.635	42.259	28.278	79.323
3	17:34:34.668	1:44.858	32.339	43.426	29.093	66.509
4	17:37:36.950	3:02.282	56.704	1:33.393	32.185	77.491
5	17:39:20.398	1:43.448	31.624	42.622	29.202	78.305
6	17:41:02.804	1:42.406	31.982	42.166	28.258	77.761
7	17:42:44.582	1:41.778	31.478	42.111	28.189	78.950
8	17:44:25.832	1:41.250	31.650	41.732	27.868	78.950
9	17:46:07.526	1:41.694	31.087	42.178	28.429	78.214
10	17:47:49.774	1:42.248	31.597	42.436	28.215	78.857
11	17:49:33.103	1:43.329	31.436	43.021	28.872	78.214

Lap	Time of Day	Lap Tm	S1	S2	S3	SFSpd
(93) Ben ABBITT						
1	17:31:01.338	1:48.012	36.865	42.726	28.421	76.172
2	17:32:44.802	1:43.464	32.395	42.540	28.529	76.259
3	17:34:28.273	1:43.471	32.154	42.829	28.488	72.314
4	17:37:33.310	3:05.037	59.395	1:35.016	30.626	75.657
5	17:39:16.013	1:42.703	31.971	42.262	28.470	76.519
6	17:40:58.356	1:42.343	32.012	42.156	28.175	76.870
7	17:42:41.038	1:42.682	32.145	42.239	28.298	76.870
8	17:44:23.908	1:42.870	32.111	42.307	28.452	76.432
9	17:46:08.130	1:44.222	32.141	42.890	29.191	76.958
10	17:47:51.199	1:43.069	31.786	42.584	28.699	77.047
11	17:49:35.820	1:44.621	31.907	43.111	29.603	73.745

Lap	Time of Day	Lap Tm	S1	S2	S3	SFSpd
(9) Ian TOMLINSON						
1	17:31:08.027	1:53.558	38.326			79.417
2	17:32:52.656	1:44.629	32.715			77.941
3	17:34:35.703	1:43.047	31.625			65.280
4	17:37:37.268	3:01.565	56.540			77.135
5	17:39:20.722	1:43.454	31.757			78.857
6	17:41:03.176	1:42.454	31.788			78.765
7	17:42:45.296	1:42.120	31.588			77.941
8	17:44:26.935	1:41.639	31.587			78.397
9	17:46:09.768	1:42.833	31.449			79.043
10	17:47:53.386	1:43.618	31.548			78.488
11	17:49:36.970	1:43.584	31.453			79.230

Lap	Time of Day	Lap Tm	S1	S2	S3	SFSpd
(192) Jordan JOHNSON						
1	17:31:07.779	1:53.839	38.684	44.261	30.894	75.828
2	17:32:52.830	1:45.051	32.851	42.754	29.446	77.313
3	17:34:37.340	1:44.510	32.024	42.205	30.281	50.343
4	17:37:38.740	3:01.400	58.652	1:31.534	31.214	77.941
5	17:39:23.049	1:44.309	32.123	42.545	29.641	78.214
6	17:41:06.992	1:43.943	32.117	42.442	29.384	78.032
7	17:42:51.645	1:44.653	32.365	43.027	29.261	78.305
8	17:44:35.914	1:44.269	32.553	42.311	29.405	76.519
9	17:46:21.523	1:45.609	32.568	43.422	29.619	76.607
10	17:48:05.686	1:44.163	31.983	43.175	29.005	76.000
11	17:49:52.204	1:46.518	32.571	44.039	29.908	73.182

Lap	Time of Day	Lap Tm	S1	S2	S3	SFSpd
(29) Graeme CHATTEN						
1	17:31:07.871	1:54.650	38.785	44.706	31.159	77.224
2	17:32:51.997	1:44.126	32.374	42.781	28.971	76.345
3	17:34:37.430	1:45.433	32.090	42.804	30.539	53.902
4	17:37:38.186	3:00.756	57.459	1:31.948	31.349	76.519
5	17:39:22.861	1:44.675	32.465	42.412	29.798	76.519
6	17:41:06.501	1:43.640	32.097	42.452	29.091	77.313
7	17:42:51.491	1:44.990	32.298	43.329	29.363	77.224
8	17:44:36.952	1:45.461	32.599	43.925	28.937	77.491
9	17:46:22.362	1:45.410	32.484	42.718	30.208	77.671
10	17:48:07.290	1:44.928	32.182	43.224	29.522	76.000
11	17:49:54.124	1:46.834	33.013	43.857	29.964	75.317

Lap	Time of Day	Lap Tm	S1	S2	S3	SFSpd
(47) Stephen CRAGGS						
1	17:31:05.053	1:52.536	39.111	44.364	29.061	76.086
2	17:32:49.640	1:44.587	32.281	42.667	29.639	76.345
3	17:34:34.273	1:44.633	32.408	43.303	28.922	75.487
4	17:37:36.808	3:02.535	56.322	1:33.660	32.553	74.399
5	17:39:21.243	1:44.435	32.164	42.981	29.290	77.047
6	17:41:05.340	1:44.097	32.041	42.797	29.259	74.399
7	17:42:50.730	1:45.390	32.605	43.588	29.197	76.432
8	17:44:35.878	1:45.148	32.339	43.177	29.632	75.572
9	17:46:21.867	1:45.989	32.470	43.355	30.164	77.047
10	17:48:08.145	1:46.278	32.128	44.033	30.117	76.000
11	17:49:54.980	1:46.835	32.477	44.304	30.054	75.742

Lap	Time of Day	Lap Tm	S1	S2	S3	SFSpd
(14) Lloyd HUGGINS						
1	17:31:03.797	1:51.305	37.833	44.115	29.357	76.958
2	17:32:48.919	1:45.122	32.815	43.261	29.046	76.782
3	17:34:36.550	1:47.631	32.941	44.421	30.269	60.841
4	17:37:37.427	3:00.877	56.398	1:32.685	31.794	76.000
5	17:39:21.913	1:44.486	32.260	43.088	29.138	76.958
6	17:41:06.141	1:44.228	32.036	43.035	29.157	77.135
7	17:42:51.102	1:44.961	32.227	43.555	29.179	77.047
8	17:44:36.743	1:45.641	32.877	43.499	29.265	75.317
9	17:46:22.123	1:45.380	32.864	43.066	29.450	77.313
10	17:48:07.398	1:45.275	32.799	43.197	29.279	77.851
11	17:49:55.184	1:47.786	32.814	44.524	30.448	75.402

Lap	Time of Day	Lap Tm	S1	S2	S3	SFSpd
(22) Adrian JOHNSON						
1	17:31:02.648	1:51.464	38.930			76.519
2	17:32:47.227	1:44.579	32.666			76.607
3	17:34:32.260	1:45.033	33.114			75.317
4	17:37:35.329	3:03.069	57.209			74.813
5	17:39:20.451	1:45.122	32.584			74.399
6	17:41:05.552	1:45.101	32.698			74.981
7	17:42:50.214	1:44.662	32.650			75.148
8	17:44:38.588	1:48.374	34.240			75.914
9	17:46:23.148	1:44.560	32.819			74.813
10	17:48:14.717	1:51.569	32.625			74.481
11	17:50:10.578	1:55.861	32.976			71.620

Lap	Time of Day	Lap Tm	S1	S2	S3	SFSpd
(11) Stephen ROBINSON						
1	17:31:10.386	1:54.499	40.592	44.191	29.716	75.233
2	17:32:57.347	1:46.961	33.330	43.751	29.880	74.813
3	17:34:46.102	1:48.755	34.201	44.962	29.592	76.519
4	17:37:44.431	2:58.329	55.523	1:29.650	33.156	75.487
5	17:39:30.827	1:46.396	33.022	43.706	29.668	76.345
6	17:41:17.295	1:46.468	32.616	42.630	31.222	62.776
7	17:43:01.965	1:44.670	33.143	42.753	28.774	77.224
8	17:44:47.224	1:45.259	32.470	43.034	29.755	76.345
9	17:46:35.900	1:48.676	34.154	44.467	30.055	74.564
10	17:48:21.776	1:45.876	32.938	43.628	29.310	76.086
11	17:50:11.138	1:49.362	33.040	45.842	30.480	76.000

Lap	Time of Day	Lap Tm	S1	S2	S3	SFSpd
(18) Neil MacGREGOR						

Clerk of the Course.

Orbits

Sig : Time :  
 Chief Timekeeper : Ian Sharp (SMART Timing)  
 Results available at [www.speedhive.com](http://www.speedhive.com) and [www.smart-timing.co.uk](http://www.smart-timing.co.uk)







## DDMC Saloon Car Festival

**Mazda MX5**
**Croft 2.125 miles**
**Race 10 - 3rd Race**
**19/05/2019 17:06**
**Race (20:00 Time) started at 17:29:10**

Lap	Time of Day	Lap Tm	S1	S2	S3	SFSpd
1	17:31:08.861	<b>1:53.460</b>	38.891	44.102	30.467	<b>77.135</b>
2	17:32:56.393	<b>1:47.532</b>	33.302	44.297	29.933	73.342
3	17:34:44.621	<b>1:48.228</b>	33.737	44.417	30.074	71.467
4	17:37:41.825	<b>2:57.204</b>	53.757	1:30.515	32.932	75.402
5	17:39:29.653	<b>1:47.828</b>	33.248	45.040	29.540	75.657
6	17:41:15.365	<b>1:45.712</b>	32.597	43.049	30.066	74.481
7	17:43:00.859	<b>1:45.494</b>	33.179	<b>42.943</b>	<b>29.372</b>	75.233
8	17:44:46.476	<b>1:45.617</b>	32.966	43.177	29.474	75.148
9	17:46:37.399	<b>1:50.923</b>	33.435	47.551	29.937	76.519
10	17:48:25.333	<b>1:47.934</b>	32.536	45.014	30.384	74.981
11	17:50:13.741	<b>1:48.408</b>	<b>32.383</b>	45.460	30.565	72.314

Lap	Time of Day	Lap Tm	S1	S2	S3	SFSpd
2	17:33:07.774	<b>1:49.418</b>	34.163			<b>76.000</b>
3	17:35:01.253	<b>1:53.479</b>	34.522			57.951
4	17:37:49.328	<b>2:48.075</b>	46.102			73.907
5	17:39:39.182	<b>1:49.854</b>	33.982			75.914
6	17:41:27.809	<b>1:48.627</b>	34.425			75.317
7	17:43:16.625	<b>1:48.816</b>	33.921			74.481
8	17:45:04.775	<b>1:48.150</b>	33.809			75.914
9	17:46:54.475	<b>1:49.700</b>	<b>33.729</b>			74.152
10	17:48:46.526	<b>1:52.051</b>	35.190			73.342
11	17:50:40.190	<b>1:53.664</b>	34.636			70.863

**(117) Andrew MacGREGOR**

1	17:31:16.006	<b>1:58.434</b>	41.142	46.870	30.422	76.000
2	17:33:05.269	<b>1:49.263</b>	33.916	45.218	30.129	75.828
3	17:34:53.827	<b>1:48.558</b>	33.911	44.461	30.186	70.343
4	17:37:46.076	<b>2:52.249</b>	50.591	1:28.028	33.630	72.627
5	17:39:32.408	<b>1:46.332</b>	32.930	43.790	<b>29.612</b>	<b>76.086</b>
6	17:41:18.754	<b>1:46.346</b>	32.848	43.613	29.885	75.317
7	17:43:04.568	<b>1:45.814</b>	32.612	<b>43.501</b>	29.701	74.647
8	17:44:51.143	<b>1:46.575</b>	32.870	44.018	29.687	75.657
9	17:46:38.072	<b>1:46.929</b>	33.070	44.163	29.696	74.981
10	17:48:26.073	<b>1:48.001</b>	33.094	44.292	30.615	75.317
11	17:50:15.627	<b>1:49.554</b>	<b>32.362</b>	44.999	32.193	73.583

**(10) Stephen HORNER**

1	17:31:20.246	<b>2:02.955</b>	42.360	49.225	31.370	73.422
2	17:33:13.368	<b>1:53.122</b>	35.409	46.308	31.405	71.773
3	17:35:10.166	<b>1:56.798</b>	35.666	46.653	34.479	63.309
4	17:37:51.666	<b>2:41.500</b>	42.496	1:23.010	35.994	73.182
5	17:39:42.106	<b>1:50.440</b>	34.495	45.602	30.343	73.664
6	17:41:32.752	<b>1:50.646</b>	34.414	<b>45.559</b>	30.673	73.342
7	17:43:22.915	<b>1:50.163</b>	<b>34.215</b>	45.670	<b>30.278</b>	<b>73.745</b>
8	17:45:14.418	<b>1:51.503</b>	34.251	45.903	31.349	71.927
9	17:47:08.045	<b>1:53.627</b>	35.096	47.219	31.312	72.159
10	17:49:02.665	<b>1:54.620</b>	35.022	47.682	31.916	72.159
11	17:50:58.454	<b>1:55.789</b>	35.045	48.271	32.473	72.081

**(23) Stephen REECE**

1	17:31:09.692	<b>1:53.490</b>	39.690			<b>78.032</b>
2	17:32:57.257	<b>1:47.565</b>	33.647			74.981
3	17:34:45.171	<b>1:47.914</b>	34.159			73.422
4	17:37:43.341	<b>2:58.170</b>	54.653			77.941
5	17:39:30.261	<b>1:46.920</b>	33.388			77.941
6	17:41:16.445	<b>1:46.184</b>	<b>32.404</b>			73.826
7	17:43:02.201	<b>1:45.756</b>	32.987			72.314
8	17:44:48.628	<b>1:46.427</b>	33.412			75.148
9	17:46:37.532	<b>1:48.904</b>	33.472			70.123
10	17:48:26.238	<b>1:48.706</b>	33.336			73.664
11	17:50:16.376	<b>1:50.138</b>	33.449			72.864

**(46) Nicola FAVOT**

1	17:31:22.127	<b>2:04.525</b>	42.077	50.232	32.216	75.233
2	17:33:19.919	<b>1:57.792</b>	35.643	48.969	33.180	74.981
3	17:35:19.608	<b>1:59.689</b>	37.074	48.472	34.143	65.663
4	17:37:52.558	<b>2:32.950</b>	44.052	1:12.824	36.074	<b>75.914</b>
5	17:39:49.369	<b>1:56.811</b>	37.140	48.129	31.542	74.234
6	17:41:44.583	<b>1:55.214</b>	35.931	48.204	31.079	75.402
7	17:43:38.706	<b>1:54.123</b>	35.630	47.640	<b>30.853</b>	74.730
8	17:45:32.537	<b>1:53.831</b>	35.376	<b>47.473</b>	30.982	75.828
9	17:47:27.317	<b>1:54.780</b>	<b>34.807</b>	48.072	31.901	74.481
10	17:49:23.220	<b>1:55.903</b>	35.255	48.657	31.991	73.502
11	17:51:22.004	<b>1:58.784</b>	36.294	49.833	32.657	74.316

**(64) Philip DOUTHWAITE**

1	17:31:20.480	<b>2:03.803</b>	43.685			76.782
2	17:33:08.549	<b>1:48.069</b>	34.113			77.313
3	17:35:03.034	<b>1:54.485</b>	34.191			51.110
4	17:37:49.861	<b>2:46.827</b>	47.122			76.432
5	17:39:39.489	<b>1:49.628</b>	33.962			<b>78.488</b>
6	17:41:25.875	<b>1:46.386</b>	33.575			76.607
7	17:43:11.617	<b>1:45.742</b>	33.204			77.047
8	17:44:57.265	<b>1:45.648</b>	32.958			76.958
9	17:46:44.513	<b>1:47.248</b>	32.964			77.491
10	17:48:30.897	<b>1:46.384</b>	32.735			76.345
11	17:50:18.526	<b>1:47.629</b>	<b>32.489</b>			75.402

**(17) Howard LANCASHIRE**

1	17:31:10.757	<b>1:53.652</b>	39.577	44.432	29.643	79.323
2	17:32:57.397	<b>1:46.640</b>	33.349	43.667	29.624	<b>79.985</b>
3	17:34:45.339	<b>1:47.942</b>	34.407	43.480	30.055	71.467
4	17:37:43.544	<b>2:58.205</b>	55.089	1:30.067	33.049	79.323
5	17:39:27.729	<b>1:44.185</b>	32.437	42.906	28.842	78.857
6	17:41:11.280	<b>1:43.551</b>	32.290	42.452	28.809	78.672
7	17:42:53.168	<b>1:41.888</b>	<b>31.596</b>	<b>41.819</b>	<b>28.473</b>	79.136
8	17:44:37.965	<b>1:44.797</b>	31.881	43.520	29.396	79.890

**(27) Dan BLAKE**

1	17:31:08.673	<b>1:52.981</b>	37.884			76.519
2	17:32:53.766	<b>1:45.093</b>	32.984			<b>76.782</b>
3	17:34:38.230	<b>1:44.464</b>	32.327			51.861
4	17:37:39.852	<b>3:01.622</b>	58.410			76.259
5	17:39:24.340	<b>1:44.488</b>	32.510			76.259
6	17:41:08.563	<b>1:44.223</b>	32.288			76.607
7	17:42:52.399	<b>1:43.836</b>	32.383			76.694
8	17:44:37.730	<b>1:45.331</b>	<b>32.285</b>			76.607
9	17:46:36.286	<b>1:58.556</b>	42.980			76.259
10	17:48:24.624	<b>1:48.338</b>	32.985			75.914
11	17:50:22.438	<b>1:57.814</b>	32.667			70.196

**(70) Jeremy RIVERS-FLETCHER**

1	17:31:15.604	<b>1:58.794</b>	41.543	46.567	30.684	73.664
2	17:33:07.202	<b>1:51.598</b>	35.560	45.694	30.344	<b>75.064</b>
3	17:34:59.512	<b>1:52.310</b>	34.910	45.788	31.612	58.456
4	17:37:48.036	<b>2:48.524</b>	47.013	1:26.522	34.989	72.864
5	17:39:39.005	<b>1:50.969</b>	34.806	45.615	30.548	73.907
6	17:41:29.592	<b>1:50.587</b>	35.593	<b>44.147</b>	30.847	72.470
7	17:43:20.812	<b>1:51.220</b>	35.347	45.543	<b>30.330</b>	74.481
8	17:45:27.264	<b>2:06.452</b>	<b>34.736</b>	1:00.385	31.331	72.159

**(191) Andrew BARRETT**

1	17:31:15.483	<b>1:58.149</b>	41.572	46.320	<b>30.257</b>	76.000
2	17:33:05.541	<b>1:50.058</b>	<b>34.122</b>	<b>45.212</b>	30.724	<b>77.671</b>

**(55) Ian Van REENEN**

1	17:31:08.031	<b>1:57.066</b>	40.541			<b>75.828</b>
---	--------------	-----------------	--------	--	--	---------------

**(53) Stephen REED**

1	17:31:18.356	<b>2:01.287</b>	42.316			75.402
---	--------------	-----------------	--------	--	--	--------

**Clerk of the Course.**
**Sig : Time :**
**Chief Timekeeper : Ian Sharp (SMART Timing)**
**Results available at [www.speedhive.com](http://www.speedhive.com) and [www.smart-timing.co.uk](http://www.smart-timing.co.uk)**
**Printed: 20/05/2019 08:02:50**
**Orbits**




## DDMC Saloon Car Festival

## Lapchart

**Mazda MX5**

**Croft 2.125 miles**

**Race 10 - 3rd Race**

**19/05/2019 17:06**

**Race (20:00 Time) started at 17:29:10**

Competitors	Laps											
	0	1	2	3	4	5	6	7	8	9	10	11
Ian Van REENEN (55)	1	55	93	93	93	77	77	77	77	77	77	77
Adrian JOHNSON (22)	2	22	22	22	77	93	93	93	93	93	40	40
Lloyd HUGGINS (14)	3	14	77	77	22	22	40	40	40	40	93	93
Stephen CRAGGS (47)	4	47	14	14	47	47	22	9	9	9	9	9
Graeme CHATTEN (29)	5	29	47	47	40	40	9	47	22	47	192	192
Ben ABBITT (93)	6	93	40	40	9	9	47	22	47	192	47	29
Jordan JOHNSON (192)	7	192	192	29	14	14	14	14	14	14	14	47
Steve FODEN (77)	8	77	29	9	192	29	29	29	29	29	29	47
Ian TOMLINSON (9)	9	9	9	192	29	192	192	192	27	22	22	22
Neil MacGREGOR (18)	10	18	55	27	27	27	27	27	27	17	11	11
Dan BLAKE (27)	11	27	27	18	18	18	17	17	17	22	27	18
Stephen ROBINSON (11)	12	11	18	23	23	23	18	18	18	18	18	117
Ben HANCY (40)	13	40	23	11	17	17	23	23	11	11	23	117
Stephen REECE (23)	14	23	11	17	11	11	11	11	23	23	117	23
Philip DOUTHWAITE (64)	15	64	17	117	117	117	117	117	117	117	64	64
Jeremy RIVERS-FLETCHER (70)	16	70	191	191	70	70	70	64	64	64	53	53
Stephen REED (53)	17	53	70	70	53	53	53	53	53	53	10	10
Howard LANCASHIRE (17)	18	17	117	53	64	64	64	70	70	10	46	46
Stephen HORNER (10)	19	10	53	64	10	10	10	10	10	70		
Andrew BARRETT (191)	20	191	10	10	46	46	46	46	46	46		
Andrew MacGREGOR (117)	21	117	64	46								
Nicola FAVOT (46)	22	46	46									
-	23											
-	24											

Clerk of the Course.

Orbits

Sig : Time :  
 Chief Timekeeper : Ian Sharp (SMART Timing)

Results available at [www.speedhive.com](http://www.speedhive.com) and [www.smart-timing.co.uk](http://www.smart-timing.co.uk)

