



MASSIMO TYRE 5CLUB MX5 CUP CHAMPIONSHIP



750 Motor Club Race Meeting

Croft

20th / 21st April 2024



Timing & Results Provided by Timing Solutions Ltd

www.tsl-timing.com



BSMOTORSPORT
www.bs-motorsport.co.uk



practical
CAR & VAN RENTAL

Massimo Tyres 5Club Racing MX5 Cup

QUALIFYING - RACE 2 - CLASSIFICATION

POS	NO	NAME	ENTRY	TIME	ON	LAPS	GAP	DIFF	MPH
1	71	Ben SHORT	Mazda MX5	1:40.017	7	9			75.59
2	1	Jordan JOHNSON	Mazda MX5	1:41.165	7	9	1.148	1.148	74.73
3	9*	Ian TOMLINSON	Mazda MX5	1:41.626	5	9	1.609	0.461	74.39
4	17*	Oak RICHARDSON	Mazda MX5	1:42.053	4	9	2.036	0.427	74.08
5	25*	David WILLIAMS	Mazda MX5	1:42.147	9	9	2.130	0.094	74.01
6	70*	Michael PEARCE	Mazda MX5	1:42.718	8	9	2.701	0.571	73.60
7	21	Matthew PENNEFATHER-NEAL	Mazda MX5	1:42.812	6	9	2.795	0.094	73.53
8	47*	Stephen CRAGGS	Mazda MX5	1:42.916	4	9	2.899	0.104	73.46
9	95	Andy BAYLIE	Mazda MX5	1:43.000	5	9	2.983	0.084	73.40
10	44	Matthew HALLAM	Mazda MX5	1:43.050	4	9	3.033	0.050	73.36
11	68	Stephen ROBINSON	Mazda MX5	1:43.271	6	9	3.254	0.221	73.21
12	32*	Jake MICKLEWRIGHT	Mazda MX5	1:43.292	3	9	3.275	0.021	73.19
13	72*	Matthew SHORT	Mazda MX5	1:43.483	7	9	3.466	0.191	73.06
14	128	Samuel GORMER	Mazda MX5	1:43.887	4	9	3.870	0.404	72.77
15	29	Mary BARNARD	Mazda MX5	1:44.093	8	9	4.076	0.206	72.63
16	22*	Adrian JOHNSON	Mazda MX5	1:44.198	3	9	4.181	0.105	72.56
17	16*	Shea PEARCE	Mazda MX5	1:44.365	9	9	4.348	0.167	72.44
18	46*	Nicola FAVOT	Mazda MX5	1:44.512	7	7	4.495	0.147	72.34
19	129	Paul BARNARD	Mazda MX5	1:44.696	6	9	4.679	0.184	72.21
20	90	Andrew ROBINSON	Mazda MX5	1:44.706	7	9	4.689	0.010	72.20
21	31	Neil BURROWS	Mazda MX5	1:46.491	4	9	6.474	1.785	70.99
22	91	Steve QUENBY	Mazda MX5	1:49.161	8	8	9.144	2.670	69.26
23	191	Philip Andrew BARRETT	Mazda MX5	1:50.102	4	6	10.085	0.941	68.66
24	63	Stewart DOWSON	Mazda MX5	1:53.031	5	8	13.014	2.929	66.88
25	111*	James WINSTANLEY	Mazda MX5			2			
DQ	99	Martin VERNON	Mazda MX5						

Comments:

- * No. 99 - disqualified from the session for repeated track limits offences
- * No. 32 - no working transponder, please rectify for the next session
- * No. 16 - transponder intermittent, please check connections
- No. 25, 32, 47, 72, 111 - 1 Lap time disallowed; exceeding track limits.
- No. 9, 17, 46 - 2 Lap times disallowed; exceeding track limits.
- No. 22, 70 - 3 Lap times disallowed; exceeding track limits.

Weather / Track : Sunny / Dry

Date: 20/04/2024 Start: 09:54 Finish: 10:09
Croft: 2.1001 miles

These results are provisional until the conclusion of any judicial and technical matters.

Clerk Of Course: Lynne Spurr	Stewards:	Timekeeper: Stewart Burr	
------------------------------	-----------	--------------------------	--

Massimo Tyres 5Club Racing MX5 Cup

QUALIFYING - RACE 2 - LAP ANALYSIS

DIFF = Difference To Personal Best Lap

P1 71 Ben SHORT				
LAP	LAP TIME	DIFF	MPH	TIME OF DAY
1 -				09:56:23.304
2 -	1:40.550 (3)	0.533	75.19	09:58:03.854
3 -	1:40.938	0.921	74.90	09:59:44.792
4 -	1:40.651	0.634	75.11	10:01:25.443
5 -	1:40.481 (2)	0.464	75.24	10:03:05.924
6 -	1:43.318	3.301	73.17	10:04:49.242
7 -	1:40.017 (1)		75.59	10:06:29.259
8 -	1:41.273	1.256	74.65	10:08:10.532
9 -	1:42.203	2.186	73.97	10:09:52.735

P2 1 Jordan JOHNSON				
LAP	LAP TIME	DIFF	MPH	TIME OF DAY
1 -				09:56:24.450
2 -	1:41.912	0.747	74.18	09:58:06.362
3 -	1:42.094	0.929	74.05	09:59:48.456
4 -	1:42.003	0.838	74.12	10:01:30.459
5 -	1:41.680	0.515	74.35	10:03:12.139
6 -	1:41.199 (2)	0.034	74.71	10:04:53.338
7 -	1:41.165 (1)		74.73	10:06:34.503
8 -	1:41.698	0.533	74.34	10:08:16.201
9 -	1:41.314 (3)	0.149	74.62	10:09:57.515

P3 9 Ian TOMLINSON				
LAP	LAP TIME	DIFF	MPH	TIME OF DAY
1 -				09:56:56.084
2 -	1:41.447 D		74.52	09:58:37.531
3 -	1:41.989 (2)	0.363	74.13	10:00:19.520
4 -	1:41.264 D		74.66	10:02:00.784
5 -	1:41.626 (1)		74.39	10:03:42.410
6 -	1:42.511 (3)	0.885	73.75	10:05:24.921
7 -	1:42.932	1.306	73.45	10:07:07.853
8 -	1:45.168	3.542	71.89	10:08:53.021
9 -	1:43.243	1.617	73.23	10:10:36.264

P4 17 Oak RICHARDSON				
LAP	LAP TIME	DIFF	MPH	TIME OF DAY
1 -				09:56:35.375
2 -	1:43.149 (3)	1.096	73.29	09:58:18.524
3 -	1:42.388 D	0.335	73.84	10:00:00.912
4 -	1:42.053 (1)		74.08	10:01:42.965
5 -	1:50.904	8.851	68.17	10:03:33.869
6 -	1:42.219 (2)	0.166	73.96	10:05:16.088
7 -	1:55.706 D	13.653	65.34	10:07:11.794
8 -	1:46.861	4.808	70.75	10:08:58.655
9 -	1:43.518	1.465	73.03	10:10:42.173

P5 25 David WILLIAMS				
LAP	LAP TIME	DIFF	MPH	TIME OF DAY
1 -				09:56:41.951
2 -	1:43.447	1.300	73.08	09:58:25.398
3 -	1:44.191	2.044	72.56	10:00:09.589
4 -	1:42.681	0.534	73.63	10:01:52.270
5 -	1:42.282 (2)	0.135	73.91	10:03:34.552
6 -	1:42.591 (3)	0.444	73.69	10:05:17.143
7 -	1:47.464 D	5.317	70.35	10:07:04.607
8 -	1:43.809	1.662	72.83	10:08:48.416
9 -	1:42.147 (1)		74.01	10:10:30.563

DIFF = Difference To Personal Best Lap

P6 70 Michael PEARCE				
LAP	LAP TIME	DIFF	MPH	TIME OF DAY
1 -				09:56:58.059
2 -	1:44.902	2.184	72.07	09:58:42.961
3 -	1:42.941 (2)	0.223	73.44	10:00:25.902
4 -	1:43.144 D	0.426	73.30	10:02:09.046
5 -	1:42.869 D	0.151	73.49	10:03:51.915
6 -	1:42.943 D	0.225	73.44	10:05:34.858
7 -	1:50.229	7.511	68.59	10:07:25.087
8 -	1:42.718 (1)		73.60	10:09:07.805
9 -	1:44.847 (3)	2.129	72.11	10:10:52.652

P7 21 Matthew PENNEFATHER-NEAL				
LAP	LAP TIME	DIFF	MPH	TIME OF DAY
1 -				09:56:32.826
2 -	1:44.050	1.238	72.66	09:58:16.876
3 -	1:43.724 (3)	0.912	72.89	10:00:00.600
4 -	1:43.646 (2)	0.834	72.94	10:01:44.246
5 -	1:48.583	5.771	69.62	10:03:32.829
6 -	1:42.812 (1)		73.53	10:05:15.641
7 -	1:51.545	8.733	67.78	10:07:07.186
8 -	1:47.255	4.443	70.49	10:08:54.441
9 -	1:46.052	3.240	71.29	10:10:40.493

P8 47 Stephen CRAGGS				
LAP	LAP TIME	DIFF	MPH	TIME OF DAY
1 -				09:56:45.237
2 -	1:44.391	1.475	72.42	09:58:29.628
3 -	1:44.120	1.204	72.61	10:00:13.748
4 -	1:42.916 (1)		73.46	10:01:56.664
5 -	1:43.728 (3)	0.812	72.88	10:03:40.392
6 -	1:43.379 (2)	0.463	73.13	10:05:23.771
7 -	1:43.877	0.961	72.78	10:07:07.648
8 -	1:43.479 D	0.563	73.06	10:08:51.127
9 -	1:43.825	0.909	72.82	10:10:34.952

P9 99 Martin VERNON				
LAP	LAP TIME	DIFF	MPH	TIME OF DAY
1 -				09:56:57.812
2 -	1:44.354 D	1.361	72.45	09:58:42.166
3 -	1:45.633 D	2.640	71.57	10:00:27.799
4 -	1:45.339 (2)	2.346	71.77	10:02:13.138
5 -	1:43.949 D	0.926	72.75	10:03:57.057
6 -	1:43.604 D	0.608	72.97	10:05:40.658
7 -	1:42.993 (1)		73.40	10:07:23.651
8 -	1:42.883 D		73.48	10:09:06.534
9 -	1:45.413 (3)	2.420	71.72	10:10:51.947

P10 95 Andy BAYLIE				
LAP	LAP TIME	DIFF	MPH	TIME OF DAY
1 -				09:56:45.721
2 -	1:43.452	0.452	73.08	09:58:29.173
3 -	1:43.599	0.599	72.97	10:00:12.772
4 -	1:43.176 (2)	0.176	73.27	10:01:55.948
5 -	1:43.000 (1)		73.40	10:03:38.948
6 -	1:43.948	0.948	72.73	10:05:22.896
7 -	1:44.024	1.024	72.68	10:07:06.920
8 -	1:43.268 (3)	0.268	73.21	10:08:50.188
9 -	1:44.140	1.140	72.60	10:10:34.328

Massimo Tyres 5Club Racing MX5 Cup

QUALIFYING - RACE 2 - LAP ANALYSIS

DIFF = Difference To Personal Best Lap

P11 44 Matthew HALLAM				
LAP	LAP TIME	DIFF	MPH	TIME OF DAY
1 -				09:56:45.920
2 -	1:44.621	1.571	72.26	09:58:30.541
3 -	1:43.615	0.565	72.96	10:00:14.156
4 -	1:43.050 (1)		73.36	10:01:57.206
5 -	1:46.313	3.263	71.11	10:03:43.519
6 -	1:43.074 (2)	0.024	73.35	10:05:26.593
7 -	1:43.350 (3)	0.300	73.15	10:07:09.943
8 -	1:43.623	0.573	72.96	10:08:53.566
9 -	1:44.721	1.671	72.19	10:10:38.287

P12 68 Stephen ROBINSON				
LAP	LAP TIME	DIFF	MPH	TIME OF DAY
1 -				09:57:00.645
2 -	1:47.163	3.892	70.55	09:58:47.808
3 -	1:46.461	3.190	71.01	10:00:34.269
4 -	1:44.928	1.657	72.05	10:02:19.197
5 -	1:43.932 (3)	0.661	72.74	10:04:03.129
6 -	1:43.271 (1)		73.21	10:05:46.400
7 -	1:44.109	0.838	72.62	10:07:30.509
8 -	1:44.245	0.974	72.52	10:09:14.754
9 -	1:43.418 (2)	0.147	73.10	10:10:58.172

P13 32 Jake MICKLEWRIGHT				
LAP	LAP TIME	DIFF	MPH	TIME OF DAY
1 -				09:56:30.611
2 -	1:43.991	0.699	72.70	09:58:14.602
3 -	1:43.292 (1)		73.19	09:59:57.894
4 -	1:44.162	0.870	72.58	10:01:42.056
5 -	1:43.656 (3)	0.364	72.93	10:03:25.712
6 -	1:43.490 (2)	0.198	73.05	10:05:09.202
7 -	1:44.079	0.787	72.64	10:06:53.281
8 -	1:43.348 D	0.026	73.17	10:08:36.599
9 -	1:44.637	1.345	72.25	10:10:21.236

P14 72 Matthew SHORT				
LAP	LAP TIME	DIFF	MPH	TIME OF DAY
1 -				09:57:03.757
2 -	1:45.140	1.657	71.91	09:58:48.897
3 -	1:44.580	1.097	72.29	10:00:33.477
4 -	1:44.007	0.524	72.69	10:02:17.484
5 -	1:44.108 D	0.625	72.62	10:04:01.592
6 -	1:44.093	0.610	72.63	10:05:45.685
7 -	1:43.483 (1)		73.06	10:07:29.168
8 -	1:43.548 (2)	0.065	73.01	10:09:12.716
9 -	1:43.796 (3)	0.313	72.84	10:10:56.512

P15 128 Samuel GORMER				
LAP	LAP TIME	DIFF	MPH	TIME OF DAY
1 -				09:56:29.152
2 -	1:44.334 (2)	0.447	72.46	09:58:13.486
3 -	1:44.923	1.036	72.05	09:59:58.409
4 -	1:43.887 (1)		72.77	10:01:42.296
5 -	1:45.248	1.361	71.83	10:03:27.544
6 -	1:44.503	0.616	72.34	10:05:12.047
7 -	1:45.046	1.159	71.97	10:06:57.093
8 -	1:44.657	0.770	72.24	10:08:41.750
9 -	1:44.472 (3)	0.585	72.36	10:10:26.222

DIFF = Difference To Personal Best Lap

P16 29 Mary BARNARD				
LAP	LAP TIME	DIFF	MPH	TIME OF DAY
1 -				09:57:19.712
2 -	1:44.346 (3)	0.253	72.45	09:59:04.058
3 -	1:45.741	1.648	71.50	10:00:49.799
4 -	1:45.771	1.678	71.48	10:02:35.570
5 -	1:46.106	2.013	71.25	10:04:21.676
6 -	1:44.363	0.270	72.44	10:06:06.039
7 -	1:44.134 (2)	0.041	72.60	10:07:50.173
8 -	1:44.093 (1)		72.63	10:09:34.266
9 -	1:44.522	0.429	72.33	10:11:18.788

P17 22 Adrian JOHNSON				
LAP	LAP TIME	DIFF	MPH	TIME OF DAY
1 -				09:56:28.749
2 -	1:44.418 (2)	0.220	72.40	09:58:13.167
3 -	1:44.198 (1)		72.56	09:59:57.365
4 -	1:44.480 (3)	0.282	72.36	10:01:41.845
5 -	1:46.593 D	2.395	70.92	10:03:28.438
6 -	1:44.764 D	0.566	72.16	10:05:13.202
7 -	1:47.183	2.985	70.53	10:07:00.385
8 -	1:43.889 D		72.77	10:08:44.274
9 -	1:53.279	9.081	66.74	10:10:37.553

P18 16 Shea PEARCE				
LAP	LAP TIME	DIFF	MPH	TIME OF DAY
1 -				09:57:03.064
2 -	1:49.986	5.621	68.74	09:58:53.050
3 -	1:46.717	2.352	70.84	10:00:39.767
4 -	1:45.388	1.023	71.74	10:02:25.155
5 -	1:45.883	1.518	71.40	10:04:11.038
6 -	1:45.167	0.802	71.89	10:05:56.205
7 -	1:44.800 (3)	0.435	72.14	10:07:41.005
8 -	1:44.657 (2)	0.292	72.24	10:09:25.662
9 -	1:44.365 (1)		72.44	10:11:10.027

P19 46 Nicola FAVOT				
LAP	LAP TIME	DIFF	MPH	TIME OF DAY
1 -				09:57:45.810
2 -	2:42.356	57.844	46.56	10:00:28.166
3 -	2:14.140 (3)	29.628	56.36	10:02:42.306
4 -	1:45.285 D	0.773	71.81	10:04:27.591
5 -	1:58.199 (2)	13.687	63.96	10:06:25.790
6 -	1:46.544 D	2.032	70.96	10:08:12.334
7 -	1:44.512 (1)		72.34	10:09:56.846

P20 129 Paul BARNARD				
LAP	LAP TIME	DIFF	MPH	TIME OF DAY
1 -				09:57:20.470
2 -	1:46.238	1.542	71.16	09:59:06.708
3 -	1:45.465 (3)	0.769	71.68	10:00:52.173
4 -	1:44.717 (2)	0.021	72.20	10:02:36.890
5 -	1:45.561	0.865	71.62	10:04:22.451
6 -	1:44.696 (1)		72.21	10:06:07.147
7 -	1:45.679	0.983	71.54	10:07:52.826
8 -	1:45.523	0.827	71.64	10:09:38.349
9 -	1:58.966 P	14.270	63.55	10:11:37.315

Massimo Tyres 5Club Racing MX5 Cup

QUALIFYING - RACE 2 - LAP ANALYSIS

DIFF = Difference To Personal Best Lap

P21 90 Andrew ROBINSON				
LAP	LAP TIME	DIFF	MPH	TIME OF DAY
1 -				09:56:56.102
2 -	1:46.301 (2)	1.595	71.12	09:58:42.403
3 -	1:48.527	3.821	69.66	10:00:30.930
4 -	1:48.942	4.236	69.40	10:02:19.872
5 -	1:46.427 (3)	1.721	71.04	10:04:06.299
6 -	1:48.946	4.240	69.39	10:05:55.245
7 -	1:44.706 (1)		72.20	10:07:39.951
8 -	1:50.772	6.066	68.25	10:09:30.723
9 -	1:59.110 P	14.404	63.47	10:11:29.833

P22 31 Neil BURROWS				
LAP	LAP TIME	DIFF	MPH	TIME OF DAY
1 -				09:56:32.157
2 -	1:47.818	1.327	70.12	09:58:19.975
3 -	1:47.251	0.760	70.49	10:00:07.226
4 -	1:46.491 (1)		70.99	10:01:53.717
5 -	1:47.053	0.562	70.62	10:03:40.770
6 -	1:47.263	0.772	70.48	10:05:28.033
7 -	1:46.532 (2)	0.041	70.97	10:07:14.565
8 -	1:46.542 (3)	0.051	70.96	10:09:01.107
9 -	1:47.248	0.757	70.49	10:10:48.355

P23 91 Steve QUENBY				
LAP	LAP TIME	DIFF	MPH	TIME OF DAY
1 -				09:57:00.179
2 -	1:53.353	4.192	66.69	09:58:53.532
3 -	1:51.163	2.002	68.01	10:00:44.695
4 -	1:50.461 (2)	1.300	68.44	10:02:35.156
5 -	1:51.297	2.136	67.93	10:04:26.453
6 -	1:51.657	2.496	67.71	10:06:18.110
7 -	1:51.026 (3)	1.865	68.09	10:08:09.136
8 -	1:49.161 (1)		69.26	10:09:58.297

P24 191 Philip Andrew BARRETT				
LAP	LAP TIME	DIFF	MPH	TIME OF DAY
1 -				09:57:05.832
2 -	1:54.240 (2)	4.138	66.18	09:59:00.072
3 -	1:56.433 (3)	6.331	64.93	10:00:56.505
4 -	1:50.102 (1)		68.66	10:02:46.607
5 -	1:53.874 P	3.772	66.39	10:04:40.481
6 -	4:00.461 P	2:10.359	31.44	10:08:40.942

P25 63 Stewart DOWSON				
LAP	LAP TIME	DIFF	MPH	TIME OF DAY
1 -				09:57:27.931
2 -	1:54.169	1.138	66.22	09:59:22.100
3 -	1:53.842 (2)	0.811	66.41	10:01:15.942
4 -	1:57.631	4.600	64.27	10:03:13.573
5 -	1:53.031 (1)		66.88	10:05:06.604
6 -	1:55.405	2.374	65.51	10:07:02.009
7 -	1:54.665	1.634	65.93	10:08:56.674
8 -	1:54.074 (3)	1.043	66.27	10:10:50.748

P26 111 James WINSTANLEY				
LAP	LAP TIME	DIFF	MPH	TIME OF DAY
1 -				09:56:39.376
2 -	4:40.493 D		75.23	09:58:19.869

Massimo Tyres 5Club Racing MX5 Cup

QUALIFYING - RACE 2 - STATISTICS

Competitors Started 26
Planned Start 2024-04-20 @ 09:50:00.000
Actual Start 2024-04-20 @ 09:54:41.022
Finish Time 2024-04-20 @ 10:09:41.706
Track Length 2.1001mi.
Total Laps 220
Total Distance Covered 462.0379mi.

Session Fastest Lap History

NO	NAME	LAP TIME	TIME OF DAY	LAP	VEHICLE
71	Ben SHORT	1:40.550	09:58:03.874	2	Mazda MX5
71	Ben SHORT	1:40.481	10:03:05.945	5	Mazda MX5
71	Ben SHORT	1:40.017	10:06:29.279	7	Mazda MX5

Flag History

TYPE	TIME OF DAY
GREEN	09:54:41.022
FINISH	10:09:41.706

Flag Statistics

TYPE	COUNT	TOTAL LAPS	TOTAL TIME
Green	1	9	17:01.993
Red	0	0	0.000
Safety Car	0	0	0.000
FCY	0	0	0.000



Massimo Tyres 5Club Racing MX5 Cup

RACE 2 - CLASSIFICATION

Race Distance: 9 Laps / 18.90 miles

POS	NO	NAME	ENTRY	LAPS	TIME	GAP	DIFF	MPH	BEST	ON	GRD	↑↓
1	71	Ben SHORT	Mazda MX5	9	15:19.735			73.98	1:40.472	2	1	0
2	1	Jordan JOHNSON	Mazda MX5	9	15:22.377	2.642	2.642	73.77	1:41.114	2	2	0
3	9	Ian TOMLINSON	Mazda MX5	9	15:23.487	3.752	1.110	73.68	1:41.004	2	3	0
4	17	Oak RICHARDSON	Mazda MX5	9	15:24.283	4.548	0.796	73.61	1:41.226	2	4	0
5	44	Matthew HALLAM	Mazda MX5	9	15:41.064	21.329	16.781	72.30	1:42.680	2	10	5
6	25	David WILLIAMS	Mazda MX5	9	15:41.307	21.572	0.243	72.28	1:42.468	8	5	-1
7	70	Michael PEARCE	Mazda MX5	9	15:41.949	22.214	0.642	72.23	1:42.880	6	6	-1
8	21	Matthew PENNEFATHER-NEAL	Mazda MX5	9	15:42.307	22.572	0.358	72.21	1:42.782	8	7	-1
9	32	Jake MICKLEWRIGHT	Mazda MX5	9	15:42.393	22.658	0.086	72.20	1:42.864	6	12	3
10	47	Stephen CRAGGS	Mazda MX5	9	15:48.349	28.614	5.956	71.75	1:43.345	3	8	-2
11	72	Matthew SHORT	Mazda MX5	9	15:48.613	28.878	0.264	71.73	1:43.203	4	13	2
12	128	Samuel GORMER	Mazda MX5	9	15:48.764	29.029	0.151	71.72	1:43.234	3	14	2
13	16	Shea PEARCE	Mazda MX5	9	15:49.200	29.465	0.436	71.68	1:43.187	4	17	4
14	22	Adrian JOHNSON	Mazda MX5	9	15:49.458	29.723	0.258	71.66	1:43.298	4	16	2
15	111	James WINSTANLEY	Mazda MX5	9	15:49.736	30.001	0.278	71.64	1:42.382	9	25	10
16	46	Nicola FAVOT	Mazda MX5	9	15:51.075	31.340	1.339	71.54	1:42.915	6	18	2
17	95	Andy BAYLIE	Mazda MX5	9	15:52.613	32.878	1.538	71.43	1:43.223	4	9	-8
18	29	Mary BARNARD	Mazda MX5	9	15:57.740	38.005	5.127	71.04	1:43.443	2	15	-3
19	99*	Martin VERNON	Mazda MX5	9	16:02.147	42.412	4.407	70.72	1:42.714	5	26	7
20	90	Andrew ROBINSON	Mazda MX5	9	16:05.512	45.777	3.365	70.47	1:44.819	3	20	0
21	68	Stephen ROBINSON	Mazda MX5	9	16:06.535	46.800	1.023	70.40	1:43.352	8	11	-10
22	129	Paul BARNARD	Mazda MX5	9	16:20.161	1:00.426	13.626	69.42	1:44.726	2	19	-3
23	31	Neil BURROWS	Mazda MX5	9	16:26.736	1:07.001	6.575	68.96	1:47.070	5	21	-2
24	91	Steve QUENBY	Mazda MX5	9	16:31.309	1:11.574	4.573	68.64	1:47.388	2	22	-2
25	63	Stewart DOWSON	Mazda MX5	9	16:55.620	1:35.885	24.311	66.99	1:49.516	7	24	-1
26	191	Philip Andrew BARRETT	Mazda MX5	9	16:57.909	1:38.174	2.289	66.84	1:49.451	3	23	-3

FASTEST LAP

71	Ben SHORT	Mazda MX5	2	1:40.472	75.25 mph	121.10 kph
----	-----------	-----------	---	----------	-----------	------------

Comments:

*No. 99 - 10 second time penalty applied for failing to take delayed start

Weather / Track : Bright / Dry

These results are provisional until the conclusion of any judicial and technical matters.

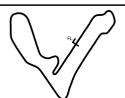
Date: 20/04/2024 Start: 13:40 Finish: 13:56

Croft: 2.1001 miles

Clerk Of Course: Lynne Spurr

Stewards:

Timekeeper: Stewart Burr



Massimo Tyres 5Club Racing MX5 Cup

RACE 2 - LAP CHART

LAP 1 @ 13:42:28.816			LAP 2 @ 13:44:09.288			LAP 3 @ 13:45:50.103			LAP 4 @ 13:47:30.720			LAP 5 @ 13:49:13.673		
NO	BEHIND	LAP TIME	NO	BEHIND	LAP TIME	NO	BEHIND	LAP TIME	NO	BEHIND	LAP TIME	NO	BEHIND	LAP TIME
71		1:46.861	71		1:40.472	71		1:40.815	71		1:40.617	71		1:42.953
9	1.032	1:47.893	9	1.564	1:41.004	9	2.200	1:41.451	9	3.336	1:41.753	9	2.947	1:42.564
1	1.819	1:48.680	1	2.461	1:41.114	1	2.928	1:41.282	1	3.685	1:41.374	1	3.160	1:42.428
17	2.198	1:49.059	17	2.952	1:41.226	17	3.539	1:41.402	17	4.344	1:41.422	17	3.794	1:42.403
44	3.741	1:50.602	44	5.949	1:42.680	44	8.030	1:42.896	44	10.977	1:43.564	44	12.109	1:44.085
21	5.330	1:52.191	70	8.710	1:43.689	70	10.958	1:43.063	70	13.667	1:43.326	70	13.660	1:42.946
70	5.493	1:52.354	21	9.330	1:44.472	21	11.950	1:43.435	25	14.920	1:43.350	25	15.311	1:43.344
32	6.310	1:53.171	32	9.819	1:43.981	25	12.187	1:42.974	21	15.746	1:44.413	32	15.991	1:42.871
25	6.776	1:53.637	25	10.028	1:43.724	32	13.015	1:44.011	32	16.073	1:43.675	21	16.992	1:44.199
72	7.259	1:54.120	128	11.021	1:43.908	128	13.440	1:43.234	128	16.803	1:43.980	128	17.676	1:43.826
128	7.585	1:54.446	72	11.247	1:44.460	47	14.183	1:43.345	47	17.289	1:43.723	47	18.127	1:43.791
47	8.671	1:55.532	47	11.653	1:43.454	72	15.113	1:44.681	72	17.699	1:43.203	72	18.563	1:43.817
22	9.609	1:56.470	22	13.445	1:44.308	22	16.668	1:44.038	22	19.349	1:43.298	22	20.502	1:44.106
95	10.310	1:57.171	16	13.897	1:43.811	16	17.163	1:44.081	16	19.733	1:43.187	95	21.713	1:44.114
16	10.558	1:57.419	95	14.676	1:44.838	95	17.946	1:44.085	95	20.552	1:43.223	16	21.883	1:45.103
29	12.032	1:58.893	29	15.003	1:43.443	29	18.471	1:44.283	29	22.228	1:44.374	29	23.661	1:44.386
111	13.141	2:00.002	111	15.274	1:42.605	111	18.762	1:44.303	111	22.453	1:44.308	111	23.966	1:44.466
129	13.638	2:00.499	129	17.892	1:44.726	46	21.329	1:43.873	46	24.861	1:44.149	46	25.612	1:43.704
46	14.022	2:00.883	46	18.271	1:44.721	129	22.349	1:45.272	99	26.221	1:44.124	99	25.982	1:42.714
90	15.281	2:02.142	90	19.847	1:45.038	99	22.714	1:43.288	90	28.851	1:45.617	90	31.401	1:45.503
91	15.668	2:02.529	99	20.241	1:44.608	90	23.851	1:44.819	68	38.986	1:46.623	68	39.606	1:43.573
99	16.105	2:02.966	91	22.584	1:47.388	91	29.436	1:47.667	91	39.082	1:50.263	31	43.296	1:47.070
31	16.687	2:03.548	31	23.564	1:47.349	31	30.902	1:48.153	31	39.179	1:48.894	91	45.633	1:49.504
191	18.778	2:05.639	68	30.325	1:44.487	68	32.980	1:43.470	129	41.591	1:59.859	129	45.987	1:47.349
63	20.676	2:07.537	191	30.559	1:52.253	191	39.195	1:49.451	191	50.397	1:51.819	191	1:00.408	1:52.964
68	26.310	2:13.171	63	32.760	1:52.556	63	41.776	1:49.831	63	52.937	1:51.778	63	1:02.009	1:52.025

Massimo Tyres 5Club Racing MX5 Cup

RACE 2 - LAP CHART

LAP 6 @ 13:50:55.791			LAP 7 @ 13:52:38.944			LAP 8 @ 13:54:19.926			LAP 9 @ 13:56:01.690		
NO	BEHIND	LAP TIME	NO	BEHIND	LAP TIME	NO	BEHIND	LAP TIME	NO	BEHIND	LAP TIME
71		1:42.118	71		1:43.153	71		1:40.982	71		1:41.764
1	4.307	1:43.265	1	2.721	1:41.567	1	2.929	1:41.190	1	2.642	1:41.477
9	4.876	1:44.047	9	3.349	1:41.626	9	4.040	1:41.673	9	3.752	1:41.476
17	5.550	1:43.874	17	4.244	1:41.847	17	4.924	1:41.662	17	4.548	1:41.388
44	13.676	1:43.685	44	14.219	1:43.696	44	17.376	1:44.139	44	21.329	1:45.717
70	14.422	1:42.880	70	14.648	1:43.379	70	18.079	1:44.413	25	21.572	1:44.135
25	16.044	1:42.851	32	17.437	1:43.853	25	19.201	1:42.468	70	22.214	1:45.899
32	16.737	1:42.864	25	17.715	1:44.824	32	19.990	1:43.535	21	22.572	1:43.916
21	18.190	1:43.316	21	18.620	1:43.583	21	20.420	1:42.782	32	22.658	1:44.432
47	20.062	1:44.053	47	21.118	1:44.209	47	23.974	1:43.838	47	28.614	1:46.404
128	20.340	1:44.782	128	21.400	1:44.213	128	24.421	1:44.003	72	28.878	1:45.889
72	20.554	1:44.109	72	21.782	1:44.381	72	24.753	1:43.953	128	29.029	1:46.372
22	22.746	1:44.362	22	23.683	1:44.090	22	26.639	1:43.938	16	29.465	1:44.255
16	23.231	1:43.466	16	23.932	1:43.854	16	26.974	1:44.024	22	29.723	1:44.848
95	23.802	1:44.207	95	24.632	1:43.983	95	29.197	1:45.547	111	30.001	1:42.382
111	25.006	1:43.158	111	24.910	1:43.057	111	29.383	1:45.455	46	31.340	1:43.250
29	25.968	1:44.425	46	26.811	1:43.555	46	29.854	1:44.025	99	32.412	1:43.918
46	26.409	1:42.915	99	27.757	1:43.722	99	30.258	1:43.483	95	32.878	1:45.445
99	27.188	1:43.324	29	30.259	1:47.444	29	34.363	1:45.086	29	38.005	1:45.406
90	34.434	1:45.151	90	37.168	1:45.887	90	42.575	1:46.389	90	45.777	1:44.966
68	41.547	1:44.059	68	42.786	1:44.392	68	45.156	1:43.352	68	46.800	1:43.408
31	48.924	1:47.746	129	51.902	1:45.989	129	56.799	1:45.879	129	1:00.426	1:45.391
129	49.066	1:45.197	31	53.815	1:48.044	31	59.987	1:47.154	31	1:07.001	1:48.778
91	51.560	1:48.045	91	56.335	1:47.928	91	1:03.196	1:47.843	91	1:11.574	1:50.142
191	1:08.114	1:49.824	191	1:15.183	1:50.222	63	1:26.368	1:50.398	63	1:35.885	1:51.281
63	1:10.589	1:50.698	63	1:16.952	1:49.516	191	1:27.655	1:53.454	191	1:38.174	1:52.283

Massimo Tyres 5Club Racing MX5 Cup

RACE 2 - POSITION CHART

No	Name	Lap										
		Pos	1	2	3	4	5	6	7	8	9	
71	SHORT	1	71	71	71	71	71	71	71	71	71	71
1	JOHNSON	2	9	9	9	9	9	1	1	1	1	1
9	TOMLINSON	3	1	1	1	1	1	9	9	9	9	9
17	RICHARDSON	4	17	17	17	17	17	17	17	17	17	17
25	WILLIAMS	5	44	44	44	44	44	44	44	44	44	44
70	PEARCE	6	21	70	70	70	70	70	70	70	70	25
21	PENNEFATHER-NEAL	7	70	21	21	25	25	25	32	25	70	70
47	CRAGGS	8	32	32	25	21	32	32	25	32	21	21
95	BAYLIE	9	25	25	32	32	21	21	21	21	32	32
44	HALLAM	10	72	128	128	128	128	47	47	47	47	47
68	ROBINSON	11	128	72	47	47	47	128	128	128	72	72
32	MICKLEWRIGHT	12	47	47	72	72	72	72	72	72	128	128
72	SHORT	13	22	22	22	22	22	22	22	22	16	16
128	GORMER	14	95	16	16	16	95	16	16	16	22	22
29	BARNARD	15	16	95	95	95	16	95	95	95	111	111
22	JOHNSON	16	29	29	29	29	29	111	111	111	46	46
16	PEARCE	17	111	111	111	111	111	29	46	46	99	99
46	FAVOT	18	129	129	46	46	46	46	99	99	95	95
129	BARNARD	19	46	46	129	99	99	99	29	29	29	29
90	ROBINSON	20	90	90	99	90	90	90	90	90	90	90
31	BURROWS	21	91	99	90	68	68	68	68	68	68	68
91	QUENBY	22	99	91	91	91	31	31	129	129	129	129
191	BARRETT	23	31	31	31	31	91	129	31	31	31	31
63	DOWSON	24	191	68	68	129	129	91	91	91	91	91
111	WINSTANLEY	25	63	191	191	191	191	191	191	63	63	63
99	VERNON	26	68	63	63	63	63	63	63	191	191	191

Massimo Tyres 5Club Racing MX5 Cup

RACE 2 - LAP ANALYSIS

DIFF = Difference To Personal Best Lap

P1 71 Ben SHORT				
LAP	LAP TIME	DIFF	MPH	TIME OF DAY
1 -	1:46.861	6.389	70.75	13:42:28.816
2 -	1:40.472 (1)		75.25	13:44:09.288
3 -	1:40.815 (3)	0.343	74.99	13:45:50.103
4 -	1:40.617 (2)	0.145	75.14	13:47:30.720
5 -	1:42.953	2.481	73.43	13:49:13.673
6 -	1:42.118	1.646	74.03	13:50:55.791
7 -	1:43.153	2.681	73.29	13:52:38.944
8 -	1:40.982	0.510	74.87	13:54:19.926
9 -	1:41.764	1.292	74.29	13:56:01.690

P2 1 Jordan JOHNSON				
LAP	LAP TIME	DIFF	MPH	TIME OF DAY
1 -	1:48.680	7.566	69.56	13:42:30.635
2 -	1:41.114 (1)		74.77	13:44:11.749
3 -	1:41.282 (3)	0.168	74.64	13:45:53.031
4 -	1:41.374	0.260	74.58	13:47:34.405
5 -	1:42.428	1.314	73.81	13:49:16.833
6 -	1:43.265	2.151	73.21	13:51:00.098
7 -	1:41.567	0.453	74.43	13:52:41.665
8 -	1:41.190 (2)	0.076	74.71	13:54:22.855
9 -	1:41.477	0.363	74.50	13:56:04.332

P3 9 Ian TOMLINSON				
LAP	LAP TIME	DIFF	MPH	TIME OF DAY
1 -	1:47.893	6.889	70.07	13:42:29.848
2 -	1:41.004 (1)		74.85	13:44:10.852
3 -	1:41.451 (2)	0.447	74.52	13:45:52.303
4 -	1:41.753	0.749	74.30	13:47:34.056
5 -	1:42.564	1.560	73.71	13:49:16.620
6 -	1:44.047	3.043	72.66	13:51:00.667
7 -	1:41.626	0.622	74.39	13:52:42.293
8 -	1:41.673	0.669	74.36	13:54:23.966
9 -	1:41.476 (3)	0.472	74.50	13:56:05.442

P4 17 Oak RICHARDSON				
LAP	LAP TIME	DIFF	MPH	TIME OF DAY
1 -	1:49.059	7.833	69.32	13:42:31.014
2 -	1:41.226 (1)		74.69	13:44:12.240
3 -	1:41.402 (3)	0.176	74.56	13:45:53.642
4 -	1:41.422	0.196	74.54	13:47:35.064
5 -	1:42.403	1.177	73.83	13:49:17.467
6 -	1:43.874	2.648	72.78	13:51:01.341
7 -	1:41.847	0.621	74.23	13:52:43.188
8 -	1:41.662	0.436	74.37	13:54:24.850
9 -	1:41.388 (2)	0.162	74.57	13:56:06.238

P5 44 Matthew HALLAM				
LAP	LAP TIME	DIFF	MPH	TIME OF DAY
1 -	1:50.602	7.922	68.35	13:42:32.557
2 -	1:42.680 (1)		73.63	13:44:15.237
3 -	1:42.896 (2)	0.216	73.47	13:45:58.133
4 -	1:43.564 (3)	0.884	73.00	13:47:41.697
5 -	1:44.085	1.405	72.63	13:49:25.782
6 -	1:43.685	1.005	72.91	13:51:09.467
7 -	1:43.696	1.016	72.91	13:52:53.163
8 -	1:44.139	1.459	72.60	13:54:37.302
9 -	1:45.717	3.037	71.51	13:56:23.019

DIFF = Difference To Personal Best Lap

P6 25 David WILLIAMS				
LAP	LAP TIME	DIFF	MPH	TIME OF DAY
1 -	1:53.637	11.169	66.53	13:42:35.592
2 -	1:43.724	1.256	72.89	13:44:19.316
3 -	1:42.974 (3)	0.506	73.42	13:46:02.290
4 -	1:43.350	0.882	73.15	13:47:45.640
5 -	1:43.344	0.876	73.15	13:49:28.984
6 -	1:42.851 (2)	0.383	73.51	13:51:11.835
7 -	1:44.824	2.356	72.12	13:52:56.659
8 -	1:42.468 (1)		73.78	13:54:39.127
9 -	1:44.135	1.667	72.60	13:56:23.262

P7 70 Michael PEARCE				
LAP	LAP TIME	DIFF	MPH	TIME OF DAY
1 -	1:52.354	9.474	67.29	13:42:34.309
2 -	1:43.689	0.809	72.91	13:44:17.998
3 -	1:43.063 (3)	0.183	73.35	13:46:01.061
4 -	1:43.326	0.446	73.17	13:47:44.387
5 -	1:42.946 (2)	0.066	73.44	13:49:27.333
6 -	1:42.880 (1)		73.48	13:51:10.213
7 -	1:43.379	0.499	73.13	13:52:53.592
8 -	1:44.413	1.533	72.41	13:54:38.005
9 -	1:45.899	3.019	71.39	13:56:23.904

P8 21 Matthew PENNEFATHER-NEAL				
LAP	LAP TIME	DIFF	MPH	TIME OF DAY
1 -	1:52.191	9.409	67.39	13:42:34.146
2 -	1:44.472	1.690	72.36	13:44:18.618
3 -	1:43.435 (3)	0.653	73.09	13:46:02.053
4 -	1:44.413	1.631	72.41	13:47:46.466
5 -	1:44.199	1.417	72.55	13:49:30.665
6 -	1:43.316 (2)	0.534	73.17	13:51:13.981
7 -	1:43.583	0.801	72.99	13:52:57.564
8 -	1:42.782 (1)		73.55	13:54:40.346
9 -	1:43.916	1.134	72.75	13:56:24.262

P9 32 Jake MICKLEWRIGHT				
LAP	LAP TIME	DIFF	MPH	TIME OF DAY
1 -	1:53.171	10.307	66.80	13:42:35.126
2 -	1:43.981	1.117	72.71	13:44:19.107
3 -	1:44.011	1.147	72.69	13:46:03.118
4 -	1:43.675	0.811	72.92	13:47:46.793
5 -	1:42.871 (2)	0.007	73.49	13:49:29.664
6 -	1:42.864 (1)		73.50	13:51:12.528
7 -	1:43.853	0.989	72.80	13:52:56.381
8 -	1:43.535 (3)	0.671	73.02	13:54:39.916
9 -	1:44.432	1.568	72.39	13:56:24.348

P10 47 Stephen CRAGGS				
LAP	LAP TIME	DIFF	MPH	TIME OF DAY
1 -	1:55.532	12.187	65.44	13:42:37.487
2 -	1:43.454 (2)	0.109	73.08	13:44:20.941
3 -	1:43.345 (1)		73.15	13:46:04.286
4 -	1:43.723 (3)	0.378	72.89	13:47:48.009
5 -	1:43.791	0.446	72.84	13:49:31.800
6 -	1:44.053	0.708	72.66	13:51:15.853
7 -	1:44.209	0.864	72.55	13:53:00.062
8 -	1:43.838	0.493	72.81	13:54:43.900
9 -	1:46.404	3.059	71.05	13:56:30.304

Massimo Tyres 5Club Racing MX5 Cup

RACE 2 - LAP ANALYSIS

DIFF = Difference To Personal Best Lap

P11 72 Matthew SHORT				
LAP	LAP TIME	DIFF	MPH	TIME OF DAY
1 -	1:54.120	10.917	66.25	13:42:36.075
2 -	1:44.460	1.257	72.37	13:44:20.535
3 -	1:44.681	1.478	72.22	13:46:05.216
4 -	1:43.203 (1)		73.25	13:47:48.419
5 -	1:43.817 (2)	0.614	72.82	13:49:32.236
6 -	1:44.109	0.906	72.62	13:51:16.345
7 -	1:44.381	1.178	72.43	13:53:00.726
8 -	1:43.953 (3)	0.750	72.73	13:54:44.679
9 -	1:45.889	2.686	71.40	13:56:30.568

P12 128 Samuel GORMER				
LAP	LAP TIME	DIFF	MPH	TIME OF DAY
1 -	1:54.446	11.212	66.06	13:42:36.401
2 -	1:43.908 (3)	0.674	72.76	13:44:20.309
3 -	1:43.234 (1)		73.23	13:46:03.543
4 -	1:43.980	0.746	72.71	13:47:47.523
5 -	1:43.826 (2)	0.592	72.82	13:49:31.349
6 -	1:44.782	1.548	72.15	13:51:16.131
7 -	1:44.213	0.979	72.54	13:53:00.344
8 -	1:44.003	0.769	72.69	13:54:44.347
9 -	1:46.372	3.138	71.07	13:56:30.719

P13 16 Shea PEARCE				
LAP	LAP TIME	DIFF	MPH	TIME OF DAY
1 -	1:57.419	14.232	64.38	13:42:39.374
2 -	1:43.811 (3)	0.624	72.83	13:44:23.185
3 -	1:44.081	0.894	72.64	13:46:07.266
4 -	1:43.187 (1)		73.27	13:47:50.453
5 -	1:45.103	1.916	71.93	13:49:35.556
6 -	1:43.466 (2)	0.279	73.07	13:51:19.022
7 -	1:43.854	0.667	72.80	13:53:02.876
8 -	1:44.024	0.837	72.68	13:54:46.900
9 -	1:44.255	1.068	72.52	13:56:31.155

P14 22 Adrian JOHNSON				
LAP	LAP TIME	DIFF	MPH	TIME OF DAY
1 -	1:56.470	13.172	64.91	13:42:38.425
2 -	1:44.308	1.010	72.48	13:44:22.733
3 -	1:44.038 (3)	0.740	72.67	13:46:06.771
4 -	1:43.298 (1)		73.19	13:47:50.069
5 -	1:44.106	0.808	72.62	13:49:34.175
6 -	1:44.362	1.064	72.44	13:51:18.537
7 -	1:44.090	0.792	72.63	13:53:02.627
8 -	1:43.938 (2)	0.640	72.74	13:54:46.565
9 -	1:44.848	1.550	72.11	13:56:31.413

P15 111 James WINSTANLEY				
LAP	LAP TIME	DIFF	MPH	TIME OF DAY
1 -	2:00.002	17.620	63.00	13:42:41.957
2 -	1:42.605 (2)	0.223	73.68	13:44:24.562
3 -	1:44.303	1.921	72.48	13:46:08.865
4 -	1:44.308	1.926	72.48	13:47:53.173
5 -	1:44.466	2.084	72.37	13:49:37.639
6 -	1:43.158	0.776	73.29	13:51:20.797
7 -	1:43.057 (3)	0.675	73.36	13:53:03.854
8 -	1:45.455	3.073	71.69	13:54:49.309
9 -	1:42.382 (1)		73.84	13:56:31.691

DIFF = Difference To Personal Best Lap

P16 46 Nicola FAVOT				
LAP	LAP TIME	DIFF	MPH	TIME OF DAY
1 -	2:00.883	17.968	62.54	13:42:42.838
2 -	1:44.721	1.806	72.19	13:44:27.559
3 -	1:43.873	0.958	72.78	13:46:11.432
4 -	1:44.149	1.234	72.59	13:47:55.581
5 -	1:43.704	0.789	72.90	13:49:39.285
6 -	1:42.915 (1)		73.46	13:51:22.200
7 -	1:43.555 (3)	0.640	73.01	13:53:05.755
8 -	1:44.025	1.110	72.68	13:54:49.780
9 -	1:43.250 (2)	0.335	73.22	13:56:33.030

P17 95 Andy BAYLIE				
LAP	LAP TIME	DIFF	MPH	TIME OF DAY
1 -	1:57.171	13.948	64.52	13:42:39.126
2 -	1:44.838	1.615	72.11	13:44:23.964
3 -	1:44.085 (3)	0.862	72.63	13:46:08.049
4 -	1:43.223 (1)		73.24	13:47:51.272
5 -	1:44.114	0.891	72.61	13:49:35.386
6 -	1:44.207	0.984	72.55	13:51:19.593
7 -	1:43.983 (2)	0.760	72.71	13:53:03.576
8 -	1:45.547	2.324	71.63	13:54:49.123
9 -	1:45.445	2.222	71.70	13:56:34.568

P18 29 Mary BARNARD				
LAP	LAP TIME	DIFF	MPH	TIME OF DAY
1 -	1:58.893	15.450	63.59	13:42:40.848
2 -	1:43.443 (1)		73.08	13:44:24.291
3 -	1:44.283 (2)	0.840	72.50	13:46:08.574
4 -	1:44.374 (3)	0.931	72.43	13:47:52.948
5 -	1:44.386	0.943	72.42	13:49:37.334
6 -	1:44.425	0.982	72.40	13:51:21.759
7 -	1:47.444	4.001	70.36	13:53:09.203
8 -	1:45.086	1.643	71.94	13:54:54.289
9 -	1:45.406	1.963	71.72	13:56:39.695

P19 99 Martin VERNON				
LAP	LAP TIME	DIFF	MPH	TIME OF DAY
1 -	2:02.966	20.252	61.48	13:42:44.921
2 -	1:44.608	1.894	72.27	13:44:29.529
3 -	1:43.288 (2)	0.574	73.19	13:46:12.817
4 -	1:44.124	1.410	72.61	13:47:56.941
5 -	1:42.714 (1)		73.60	13:49:39.655
6 -	1:43.324 (3)	0.610	73.17	13:51:22.979
7 -	1:43.722	1.008	72.89	13:53:06.701
8 -	1:43.483	0.769	73.06	13:54:50.184
9 -	1:43.918	1.204	72.75	13:56:34.102

P20 90 Andrew ROBINSON				
LAP	LAP TIME	DIFF	MPH	TIME OF DAY
1 -	2:02.142	17.323	61.89	13:42:44.097
2 -	1:45.038 (3)	0.219	71.97	13:44:29.135
3 -	1:44.819 (1)		72.13	13:46:13.954
4 -	1:45.617	0.798	71.58	13:47:59.571
5 -	1:45.503	0.684	71.66	13:49:45.074
6 -	1:45.151	0.332	71.90	13:51:30.225
7 -	1:45.887	1.068	71.40	13:53:16.112
8 -	1:46.389	1.570	71.06	13:55:02.501
9 -	1:44.966 (2)	0.147	72.02	13:56:47.467

Massimo Tyres 5Club Racing MX5 Cup

RACE 2 - LAP ANALYSIS

DIFF = Difference To Personal Best Lap

P21 68 Stephen ROBINSON				
LAP	LAP TIME	DIFF	MPH	TIME OF DAY
1 -	2:13.171	29.819	56.77	13:42:55.126
2 -	1:44.487	1.135	72.35	13:44:39.613
3 -	1:43.470 (3)	0.118	73.07	13:46:23.083
4 -	1:46.623	3.271	70.90	13:48:09.706
5 -	1:43.573	0.221	72.99	13:49:53.279
6 -	1:44.059	0.707	72.65	13:51:37.338
7 -	1:44.392	1.040	72.42	13:53:21.730
8 -	1:43.352 (1)		73.15	13:55:05.082
9 -	1:43.408 (2)	0.056	73.11	13:56:48.490

P22 129 Paul BARNARD				
LAP	LAP TIME	DIFF	MPH	TIME OF DAY
1 -	2:00.499	15.773	62.74	13:42:42.454
2 -	1:44.726 (1)		72.19	13:44:27.180
3 -	1:45.272 (3)	0.546	71.81	13:46:12.452
4 -	1:59.859	15.133	63.07	13:48:12.311
5 -	1:47.349	2.623	70.43	13:49:59.660
6 -	1:45.197 (2)	0.471	71.87	13:51:44.857
7 -	1:45.989	1.263	71.33	13:53:30.846
8 -	1:45.879	1.153	71.40	13:55:16.725
9 -	1:45.391	0.665	71.73	13:57:02.116

P23 31 Neil BURROWS				
LAP	LAP TIME	DIFF	MPH	TIME OF DAY
1 -	2:03.548	16.478	61.19	13:42:45.503
2 -	1:47.349 (3)	0.279	70.43	13:44:32.852
3 -	1:48.153	1.083	69.90	13:46:21.005
4 -	1:48.894	1.824	69.43	13:48:09.899
5 -	1:47.070 (1)		70.61	13:49:56.969
6 -	1:47.746	0.676	70.17	13:51:44.715
7 -	1:48.044	0.974	69.97	13:53:32.759
8 -	1:47.154 (2)	0.084	70.55	13:55:19.913
9 -	1:48.778	1.708	69.50	13:57:08.691

P24 91 Steve QUENBY				
LAP	LAP TIME	DIFF	MPH	TIME OF DAY
1 -	2:02.529	15.141	61.70	13:42:44.484
2 -	1:47.388 (1)		70.40	13:44:31.872
3 -	1:47.667 (2)	0.279	70.22	13:46:19.539
4 -	1:50.263	2.875	68.56	13:48:09.802
5 -	1:49.504	2.116	69.04	13:49:59.306
6 -	1:48.045	0.657	69.97	13:51:47.351
7 -	1:47.928	0.540	70.05	13:53:35.279
8 -	1:47.843 (3)	0.455	70.10	13:55:23.122
9 -	1:50.142	2.754	68.64	13:57:13.264

P25 63 Stewart DOWSON				
LAP	LAP TIME	DIFF	MPH	TIME OF DAY
1 -	2:07.537	18.021	59.28	13:42:49.492
2 -	1:52.556	3.040	67.17	13:44:42.048
3 -	1:49.831 (2)	0.315	68.83	13:46:31.879
4 -	1:51.778	2.262	67.63	13:48:23.657
5 -	1:52.025	2.509	67.49	13:50:15.682
6 -	1:50.698	1.182	68.29	13:52:06.380
7 -	1:49.516 (1)		69.03	13:53:55.896
8 -	1:50.398 (3)	0.882	68.48	13:55:46.294
9 -	1:51.281	1.765	67.94	13:57:37.575

DIFF = Difference To Personal Best Lap

P26 191 Philip Andrew BARRETT				
LAP	LAP TIME	DIFF	MPH	TIME OF DAY
1 -	2:05.639	16.188	60.17	13:42:47.594
2 -	1:52.253	2.802	67.35	13:44:39.847
3 -	1:49.451 (1)		69.07	13:46:29.298
4 -	1:51.819	2.368	67.61	13:48:21.117
5 -	1:52.964	3.513	66.92	13:50:14.081
6 -	1:49.824 (2)	0.373	68.84	13:52:03.905
7 -	1:50.222 (3)	0.771	68.59	13:53:54.127
8 -	1:53.454	4.003	66.64	13:55:47.581
9 -	1:52.283	2.832	67.33	13:57:39.864

Massimo Tyres 5Club Racing MX5 Cup

RACE 2 - STATISTICS

Competitors Started 26
Planned Start 2024-04-20 @ 13:35:00.000
Actual Start 2024-04-20 @ 13:40:41.954
Finish Time 2024-04-20 @ 13:56:00.900
Track Length 2.1001mi.
Total Laps 234
Total Distance Covered 491.4403mi.

Session Fastest Lap History

NO	NAME	LAP TIME	TIME OF DAY	LAP	VEHICLE
71	Ben SHORT	1:46.861	13:42:28.836	1	Mazda MX5
71	Ben SHORT	1:40.472	13:44:09.307	2	Mazda MX5

Session Leader History

NO	NAME	FROM LAP	LAPS LED	DISTANCE	VEHICLE
71	Ben SHORT	1	9	18.90 miles	Mazda MX5

Flag History

TYPE	TIME OF DAY
GREEN	13:40:41.954
FINISH	13:56:00.900

Flag Statistics

TYPE	COUNT	TOTAL LAPS	TOTAL TIME
Green	1	9	17:22.251
Red	0	0	0.000
Safety Car	0	0	0.000
FCY	0	0	0.000



Massimo Tyres 5Club Racing MX5 Cup

RACE 2 - GRID (15 minutes)

ROW 13	25	111 James WINSTANLEY	26	99 Martin VERNON	+ 10 second delay		
ROW 12		1:50.102	23	191 Philip Andrew BARRETT	24	63 Stewart DOWSON	1:53.031
ROW 11	21	1:46.491	31 Neil BURROWS	22	1:49.161	91 Steve QUENBY	
ROW 10		1:44.696	19	129 Paul BARNARD	20	90 Andrew ROBINSON	1:44.706
ROW 9	17	1:44.365	16 Shea PEARCE	18	1:44.512	46 Nicola FAVOT	
ROW 8		1:44.093	15	29 Mary BARNARD	16	22 Adrian JOHNSON	1:44.198
ROW 7	13	1:43.483	72 Matthew SHORT	14	1:43.887	128 Samuel GORMER	
ROW 6		1:43.271	11	68 Stephen ROBINSON	12	32 Jake MICKLEWRIGHT	1:43.292
ROW 5	9	1:43.000	95 Andy BAYLIE	10	1:43.050	44 Matthew HALLAM	
ROW 4		1:42.812	7	21 Matthew PENNEFATHER-NEAL	8	47 Stephen CRAGGS	1:42.916
ROW 3	5	1:42.147	25 David WILLIAMS	6	1:42.718	70 Michael PEARCE	
ROW 2		1:41.626	3	9 Ian TOMLINSON	4	17 Oak RICHARDSON	1:42.053
ROW 1	1	1:40.017	71 Ben SHORT	2	1:41.165	1 Jordan JOHNSON	
		Pole					

Comments:
 *No. 111 - permitted to start from the back of the grid pending CoC decision]
 *No. 99 - 10 second delay as per Q12.9.4

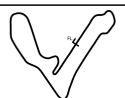
These results are provisional until the conclusion of any judicial and technical matters.

Craft: 2.1001 miles

Clerk Of Course: Lynne Spurr

Stewards:

Timekeeper: Stewart Burr






Massimo Tyres 5Club Racing MX5 Cup

RACE 9 - GRID (15 minutes)

ROW 13	25	63 Stewart DOWSON	26	191 Philip Andrew BARRETT
ROW 12	23	31 Neil BURROWS	24	91 Steve QUENBY
ROW 11	21	68 Stephen ROBINSON	22	129 Paul BARNARD
ROW 10	19	99 Martin VERNON	20	90 Andrew ROBINSON
ROW 9	17	95 Andy BAYLIE	18	29 Mary BARNARD
ROW 8	15	111 James WINSTANLEY	16	46 Nicola FAVOT
ROW 7	13	16 Shea PEARCE	14	22 Adrian JOHNSON
ROW 6	11	72 Matthew SHORT	12	128 Samuel GORMER
ROW 5	9	32 Jake MICKLEWRIGHT	10	47 Stephen CRAGGS
ROW 4	7	70 Michael PEARCE	8	21 Matthew PENNEFATHER-NEAL
ROW 3	5	44 Matthew HALLAM	6	25 David WILLIAMS
ROW 2	3	9 Ian TOMLINSON	4	17 Oak RICHARDSON
ROW 1	1	71 Ben SHORT	2	1 Jordan JOHNSON

Pole



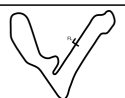
These results are provisional until the conclusion of any judicial and technical matters.

Craft: 2.1001 miles

Clerk Of Course:

Stewards:

Timekeeper: Stewart Burr





Massimo Tyres 5Club Racing MX5 Cup

RACE 9 - CLASSIFICATION

Race Distance: 9 Laps / 18.90 miles

POS	NO	NAME	ENTRY	LAPS	TIME	GAP	DIFF	MPH	BEST	ON	GRD	↑↓
1	71	Ben SHORT	Mazda MX5	9	15:11.122			74.68	1:40.279	5	1	0
2	1	Jordan JOHNSON	Mazda MX5	9	15:18.868	7.746	7.746	74.05	1:41.089	2	2	0
3	9	Ian TOMLINSON	Mazda MX5	9	15:22.198	11.076	3.330	73.78	1:41.201	2	3	0
4	44	Matthew HALLAM	Mazda MX5	9	15:30.063	18.941	7.865	73.16	1:41.894	2	5	1
5	47	Stephen CRAGGS	Mazda MX5	9	15:32.608	21.486	2.545	72.96	1:41.940	2	10	5
6	25	David WILLIAMS	Mazda MX5	9	15:33.504	22.382	0.896	72.89	1:41.989	7	6	0
7	32	Jake MICKLEWRIGHT	Mazda MX5	9	15:35.897	24.775	2.393	72.70	1:42.256	7	9	2
8	72	Matthew SHORT	Mazda MX5	9	15:39.433	28.311	3.536	72.43	1:42.663	7	11	3
9	99	Martin VERNON	Mazda MX5	9	15:46.819	35.697	7.386	71.86	1:43.222	6	19	10
10	21	Matthew PENNEFATHER-NEAL	Mazda MX5	9	15:46.854	35.732	0.035	71.86	1:42.993	5	8	-2
11	22	Adrian JOHNSON	Mazda MX5	9	15:50.768	39.646	3.914	71.56	1:43.805	2	14	3
12	128	Samuel GORMER	Mazda MX5	9	15:51.228	40.106	0.460	71.53	1:43.274	6	12	0
13	111	James WINSTANLEY	Mazda MX5	9	15:51.450	40.328	0.222	71.51	1:43.176	7	15	2
14	70	Michael PEARCE	Mazda MX5	9	15:51.755	40.633	0.305	71.49	1:41.810	2	7	-7
15	16	Shea PEARCE	Mazda MX5	9	15:52.396	41.274	0.641	71.44	1:43.409	7	13	-2
16	46	Nicola FAVOT	Mazda MX5	9	15:52.606	41.484	0.210	71.43	1:43.326	7	16	0
17	68	Stephen ROBINSON	Mazda MX5	9	15:53.103	41.981	0.497	71.39	1:43.302	4	21	4
18	29	Mary BARNARD	Mazda MX5	9	15:53.768	42.646	0.665	71.34	1:43.534	6	18	0
19	90	Andrew ROBINSON	Mazda MX5	9	16:09.679	58.557	15.911	70.17	1:45.076	6	20	1
20	129	Paul BARNARD	Mazda MX5	9	16:15.963	1:04.841	6.284	69.72	1:45.801	6	22	2
21	91	Steve QUENBY	Mazda MX5	9	16:22.736	1:11.614	6.773	69.24	1:46.783	8	24	3
22	191	Philip Andrew BARRETT	Mazda MX5	9	16:50.395	1:39.273	27.659	67.34	1:48.452	7	26	4
23	31	Neil BURROWS	Mazda MX5	9	16:50.782	1:39.660	0.387	67.31	1:48.668	8	23	0
24	63	Stewart DOWSON	Mazda MX5	8	15:28.295	1 Lap	1 Lap	65.15	1:53.105	8	25	1

NOT CLASSIFIED

DNF	17	Oak RICHARDSON	Mazda MX5	6	10:35.307	3 Laps	2 Laps	71.40	1:41.122	2	4	
DNF	95	Andy BAYLIE	Mazda MX5	5	9:11.243	4 Laps	1 Lap	68.57	1:45.396	3	17	

FASTEST LAP

71	Ben SHORT	Mazda MX5	5	1:40.279	75.39 mph	121.33 kph
----	-----------	-----------	---	----------	-----------	------------

Weather / Track : Bright / Dry

Date: 20/04/2024 Start: 17:40 Finish: 17:55

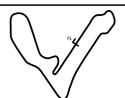
These results are provisional until the conclusion of any judicial and technical matters.

Croft: 2.1001 miles

Clerk Of Course: Lynne Spurr

Stewards:

Timekeeper: Stewart Burr



Massimo Tyres 5Club Racing MX5 Cup

RACE 9 - LAP ANALYSIS

DIFF = Difference To Personal Best Lap

P1 71 Ben SHORT				
LAP	LAP TIME	DIFF	MPH	TIME OF DAY
1 -	1:45.383	5.104	71.74	17:42:31.702
2 -	1:40.360 (2)	0.081	75.33	17:44:12.062
3 -	1:40.563	0.284	75.18	17:45:52.625
4 -	1:41.667	1.388	74.36	17:47:34.292
5 -	1:40.279 (1)		75.39	17:49:14.571
6 -	1:40.454 (3)	0.175	75.26	17:50:55.025
7 -	1:41.059	0.780	74.81	17:52:36.084
8 -	1:40.860	0.581	74.96	17:54:16.944
9 -	1:40.497	0.218	75.23	17:55:57.441

P2 1 Jordan JOHNSON				
LAP	LAP TIME	DIFF	MPH	TIME OF DAY
1 -	1:46.340	5.251	71.09	17:42:32.659
2 -	1:41.089 (1)		74.79	17:44:13.748
3 -	1:41.777	0.688	74.28	17:45:55.525
4 -	1:41.800	0.711	74.26	17:47:37.325
5 -	1:41.657	0.568	74.37	17:49:18.982
6 -	1:41.315 (2)	0.226	74.62	17:51:00.297
7 -	1:41.502 (3)	0.413	74.48	17:52:41.799
8 -	1:41.658	0.569	74.37	17:54:23.457
9 -	1:41.730	0.641	74.32	17:56:05.187

P3 9 Ian TOMLINSON				
LAP	LAP TIME	DIFF	MPH	TIME OF DAY
1 -	1:47.107	5.906	70.58	17:42:33.426
2 -	1:41.201 (1)		74.70	17:44:14.627
3 -	1:43.692	2.491	72.91	17:45:58.319
4 -	1:41.855	0.654	74.22	17:47:40.174
5 -	1:41.429 (3)	0.228	74.54	17:49:21.603
6 -	1:41.312 (2)	0.111	74.62	17:51:02.915
7 -	1:41.468	0.267	74.51	17:52:44.383
8 -	1:41.973	0.772	74.14	17:54:26.356
9 -	1:42.161	0.960	74.00	17:56:08.517

P4 44 Matthew HALLAM				
LAP	LAP TIME	DIFF	MPH	TIME OF DAY
1 -	1:48.163	6.269	69.90	17:42:34.482
2 -	1:41.894 (1)		74.20	17:44:16.376
3 -	1:42.945	1.051	73.44	17:45:59.321
4 -	1:42.315 (2)	0.421	73.89	17:47:41.636
5 -	1:42.558 (3)	0.664	73.72	17:49:24.194
6 -	1:42.706	0.812	73.61	17:51:06.900
7 -	1:43.193	1.299	73.26	17:52:50.093
8 -	1:43.210	1.316	73.25	17:54:33.303
9 -	1:43.079	1.185	73.34	17:56:16.382

P5 47 Stephen CRAGGS				
LAP	LAP TIME	DIFF	MPH	TIME OF DAY
1 -	1:49.066	7.126	69.32	17:42:35.385
2 -	1:41.940 (1)		74.16	17:44:17.325
3 -	1:43.417	1.477	73.10	17:46:00.742
4 -	1:43.285	1.345	73.20	17:47:44.027
5 -	1:42.858 (3)	0.918	73.50	17:49:26.885
6 -	1:42.991	1.051	73.41	17:51:09.876
7 -	1:42.753 (2)	0.813	73.58	17:52:52.629
8 -	1:43.244	1.304	73.23	17:54:35.873
9 -	1:43.054	1.114	73.36	17:56:18.927

DIFF = Difference To Personal Best Lap

P6 25 David WILLIAMS				
LAP	LAP TIME	DIFF	MPH	TIME OF DAY
1 -	1:50.495	8.506	68.42	17:42:36.814
2 -	1:43.804	1.815	72.83	17:44:20.618
3 -	1:44.720	2.731	72.19	17:46:05.338
4 -	1:42.320	0.331	73.89	17:47:47.658
5 -	1:42.196 (3)	0.207	73.98	17:49:29.854
6 -	1:43.058	1.069	73.36	17:51:12.912
7 -	1:41.989 (1)		74.13	17:52:54.901
8 -	1:42.880	0.891	73.48	17:54:37.781
9 -	1:42.042 (2)	0.053	74.09	17:56:19.823

P7 32 Jake MICKLEWRIGHT				
LAP	LAP TIME	DIFF	MPH	TIME OF DAY
1 -	1:51.203	8.947	67.98	17:42:37.522
2 -	1:42.650 (3)	0.394	73.65	17:44:20.172
3 -	1:43.952	1.696	72.73	17:46:04.124
4 -	1:43.158	0.902	73.29	17:47:47.282
5 -	1:42.279 (2)	0.023	73.92	17:49:29.561
6 -	1:42.837	0.581	73.52	17:51:12.398
7 -	1:42.256 (1)		73.93	17:52:54.654
8 -	1:42.795	0.539	73.55	17:54:37.449
9 -	1:44.767	2.511	72.16	17:56:22.216

P8 72 Matthew SHORT				
LAP	LAP TIME	DIFF	MPH	TIME OF DAY
1 -	1:52.068	9.405	67.46	17:42:38.387
2 -	1:43.535	0.872	73.02	17:44:21.922
3 -	1:43.982	1.319	72.71	17:46:05.904
4 -	1:43.184	0.521	73.27	17:47:49.088
5 -	1:42.929 (3)	0.266	73.45	17:49:32.017
6 -	1:42.896 (2)	0.233	73.47	17:51:14.913
7 -	1:42.663 (1)		73.64	17:52:57.576
8 -	1:44.092	1.429	72.63	17:54:41.668
9 -	1:44.084	1.421	72.63	17:56:25.752

P9 99 Martin VERNON				
LAP	LAP TIME	DIFF	MPH	TIME OF DAY
1 -	1:53.558	10.336	66.57	17:42:39.877
2 -	1:43.814 (3)	0.592	72.82	17:44:23.691
3 -	1:45.678	2.456	71.54	17:46:09.369
4 -	1:44.581	1.359	72.29	17:47:53.950
5 -	1:44.228	1.006	72.53	17:49:38.178
6 -	1:43.222 (1)		73.24	17:51:21.400
7 -	1:43.919	0.697	72.75	17:53:05.319
8 -	1:43.598 (2)	0.376	72.98	17:54:48.917
9 -	1:44.221	0.999	72.54	17:56:33.138

P10 21 Matthew PENNEFATHER-NEAL				
LAP	LAP TIME	DIFF	MPH	TIME OF DAY
1 -	1:54.251	11.258	66.17	17:42:40.570
2 -	1:43.815	0.822	72.82	17:44:24.385
3 -	1:45.163	2.170	71.89	17:46:09.548
4 -	1:44.572	1.579	72.30	17:47:54.120
5 -	1:42.993 (1)		73.40	17:49:37.113
6 -	1:43.685 (3)	0.692	72.91	17:51:20.798
7 -	1:44.004	1.011	72.69	17:53:04.802
8 -	1:43.345 (2)	0.352	73.15	17:54:48.147
9 -	1:45.026	2.033	71.98	17:56:33.173

Massimo Tyres 5Club Racing MX5 Cup

RACE 9 - LAP ANALYSIS

DIFF = Difference To Personal Best Lap

P11 22 Adrian JOHNSON				
LAP	LAP TIME	DIFF	MPH	TIME OF DAY
1 -	1:52.988	9.183	66.91	17:42:39.307
2 -	1:43.805 (1)		72.83	17:44:23.112
3 -	1:45.307	1.502	71.79	17:46:08.419
4 -	1:44.570 (3)	0.765	72.30	17:47:52.989
5 -	1:44.693	0.888	72.21	17:49:37.682
6 -	1:44.722	0.917	72.19	17:51:22.404
7 -	1:44.041 (2)	0.236	72.66	17:53:06.445
8 -	1:45.290	1.485	71.80	17:54:51.735
9 -	1:45.352	1.547	71.76	17:56:37.087

P12 128 Samuel GORMER				
LAP	LAP TIME	DIFF	MPH	TIME OF DAY
1 -	1:54.420	11.146	66.07	17:42:40.739
2 -	1:44.025 (3)	0.751	72.68	17:44:24.764
3 -	1:45.226	1.952	71.85	17:46:09.990
4 -	1:44.550	1.276	72.31	17:47:54.540
5 -	1:45.856	2.582	71.42	17:49:40.396
6 -	1:43.274 (1)		73.20	17:51:23.670
7 -	1:43.652 (2)	0.378	72.94	17:53:07.322
8 -	1:45.260	1.986	71.82	17:54:52.582
9 -	1:44.965	1.691	72.02	17:56:37.547

P13 111 James WINSTANLEY				
LAP	LAP TIME	DIFF	MPH	TIME OF DAY
1 -	1:55.742	12.566	65.32	17:42:42.061
2 -	1:44.940	1.764	72.04	17:44:27.001
3 -	1:44.959	1.783	72.03	17:46:11.960
4 -	1:43.303 (2)	0.127	73.18	17:47:55.263
5 -	1:45.650	2.474	71.56	17:49:40.913
6 -	1:43.454 (3)	0.278	73.08	17:51:24.367
7 -	1:43.176 (1)		73.27	17:53:07.543
8 -	1:45.272	2.096	71.81	17:54:52.815
9 -	1:44.954	1.778	72.03	17:56:37.769

P14 70 Michael PEARCE				
LAP	LAP TIME	DIFF	MPH	TIME OF DAY
1 -	1:48.559	6.749	69.64	17:42:34.878
2 -	1:41.810 (1)		74.26	17:44:16.688
3 -	1:54.538	12.728	66.00	17:46:11.226
4 -	1:43.661 (3)	1.851	72.93	17:47:54.887
5 -	1:45.726	3.916	71.51	17:49:40.613
6 -	1:44.003	2.193	72.69	17:51:24.616
7 -	1:43.384 (2)	1.574	73.13	17:53:08.000
8 -	1:45.427	3.617	71.71	17:54:53.427
9 -	1:44.647	2.837	72.24	17:56:38.074

P15 16 Shea PEARCE				
LAP	LAP TIME	DIFF	MPH	TIME OF DAY
1 -	1:55.530	12.121	65.44	17:42:41.849
2 -	1:44.611	1.202	72.27	17:44:26.460
3 -	1:45.178	1.769	71.88	17:46:11.638
4 -	1:44.444 (3)	1.035	72.38	17:47:56.082
5 -	1:45.265	1.856	71.82	17:49:41.347
6 -	1:43.686 (2)	0.277	72.91	17:51:25.033
7 -	1:43.409 (1)		73.11	17:53:08.442
8 -	1:45.707	2.298	71.52	17:54:54.149
9 -	1:44.566	1.157	72.30	17:56:38.715

DIFF = Difference To Personal Best Lap

P16 46 Nicola FAVOT				
LAP	LAP TIME	DIFF	MPH	TIME OF DAY
1 -	1:54.757	11.431	65.88	17:42:41.076
2 -	1:44.375	1.049	72.43	17:44:25.451
3 -	1:45.157	1.831	71.89	17:46:10.608
4 -	1:44.105 (2)	0.779	72.62	17:47:54.713
5 -	1:44.395	1.069	72.42	17:49:39.108
6 -	1:44.202 (3)	0.876	72.55	17:51:23.310
7 -	1:43.326 (1)		73.17	17:53:06.636
8 -	1:48.012	4.686	69.99	17:54:54.648
9 -	1:44.277	0.951	72.50	17:56:38.925

P17 68 Stephen ROBINSON				
LAP	LAP TIME	DIFF	MPH	TIME OF DAY
1 -	1:56.703	13.401	64.78	17:42:43.022
2 -	1:46.258	2.956	71.15	17:44:29.280
3 -	1:45.358	2.056	71.76	17:46:14.638
4 -	1:43.302 (1)		73.18	17:47:57.940
5 -	1:43.821 (3)	0.519	72.82	17:49:41.761
6 -	1:44.003	0.701	72.69	17:51:25.764
7 -	1:43.718 (2)	0.416	72.89	17:53:09.482
8 -	1:45.771	2.469	71.48	17:54:55.253
9 -	1:44.169	0.867	72.58	17:56:39.422

P18 29 Mary BARNARD				
LAP	LAP TIME	DIFF	MPH	TIME OF DAY
1 -	1:56.179	12.645	65.07	17:42:42.498
2 -	1:46.591	3.057	70.93	17:44:29.089
3 -	1:44.834	1.300	72.11	17:46:13.923
4 -	1:44.587	1.053	72.29	17:47:58.510
5 -	1:44.439	0.905	72.39	17:49:42.949
6 -	1:43.534 (1)		73.02	17:51:26.483
7 -	1:43.752 (2)	0.218	72.87	17:53:10.235
8 -	1:45.657	2.123	71.55	17:54:55.892
9 -	1:44.195 (3)	0.661	72.56	17:56:40.087

P19 90 Andrew ROBINSON				
LAP	LAP TIME	DIFF	MPH	TIME OF DAY
1 -	1:58.923	13.847	63.57	17:42:45.242
2 -	1:48.030	2.954	69.98	17:44:33.272
3 -	1:46.078	1.002	71.27	17:46:19.350
4 -	1:45.763 (2)	0.687	71.48	17:48:05.113
5 -	1:45.932 (3)	0.856	71.37	17:49:51.045
6 -	1:45.076 (1)		71.95	17:51:36.121
7 -	1:46.674	1.598	70.87	17:53:22.795
8 -	1:46.382	1.306	71.07	17:55:09.177
9 -	1:46.821	1.745	70.77	17:56:55.998

P20 129 Paul BARNARD				
LAP	LAP TIME	DIFF	MPH	TIME OF DAY
1 -	1:59.225	13.424	63.41	17:42:45.544
2 -	1:48.694	2.893	69.55	17:44:34.238
3 -	1:48.889	3.088	69.43	17:46:23.127
4 -	1:48.152	2.351	69.90	17:48:11.279
5 -	1:46.048 (3)	0.247	71.29	17:49:57.327
6 -	1:45.801 (1)		71.46	17:51:43.128
7 -	1:47.047	1.246	70.62	17:53:30.175
8 -	1:45.907 (2)	0.106	71.38	17:55:16.082
9 -	1:46.200	0.399	71.19	17:57:02.282

Massimo Tyres 5Club Racing MX5 Cup

RACE 9 - LAP ANALYSIS

DIFF = Difference To Personal Best Lap

P21 91 Steve QUENBY				
LAP	LAP TIME	DIFF	MPH	TIME OF DAY
1 -	1:58.038	11.255	64.05	17:42:44.357
2 -	1:48.222	1.439	69.86	17:44:32.579
3 -	1:50.376	3.593	68.49	17:46:22.955
4 -	1:47.728	0.945	70.18	17:48:10.683
5 -	1:48.347	1.564	69.78	17:49:59.030
6 -	1:47.046 (2)	0.263	70.62	17:51:46.076
7 -	1:47.543 (3)	0.760	70.30	17:53:33.619
8 -	1:46.783 (1)		70.80	17:55:20.402
9 -	1:48.653	1.870	69.58	17:57:09.055

P22 191 Philip Andrew BARRETT				
LAP	LAP TIME	DIFF	MPH	TIME OF DAY
1 -	2:01.753	13.301	62.09	17:42:48.072
2 -	1:49.592	1.140	68.98	17:44:37.664
3 -	1:50.498	2.046	68.42	17:46:28.162
4 -	1:51.148	2.696	68.02	17:48:19.310
5 -	1:49.370	0.918	69.12	17:50:08.680
6 -	1:49.306 (3)	0.854	69.16	17:51:57.986
7 -	1:48.452 (1)		69.71	17:53:46.438
8 -	1:48.842 (2)	0.390	69.46	17:55:35.280
9 -	2:01.434	12.982	62.26	17:57:36.714

P23 31 Neil BURROWS				
LAP	LAP TIME	DIFF	MPH	TIME OF DAY
1 -	2:02.422	13.754	61.75	17:42:48.741
2 -	1:49.548	0.880	69.01	17:44:38.289
3 -	2:00.597	11.929	62.69	17:46:38.886
4 -	1:49.925	1.257	68.77	17:48:28.811
5 -	1:49.411 (3)	0.743	69.10	17:50:18.222
6 -	1:48.686 (2)	0.018	69.56	17:52:06.908
7 -	1:49.683	1.015	68.93	17:53:56.591
8 -	1:48.668 (1)		69.57	17:55:45.259
9 -	1:51.842	3.174	67.60	17:57:37.101

P24 63 Stewart DOWSON				
LAP	LAP TIME	DIFF	MPH	TIME OF DAY
1 -	2:06.283	13.178	59.87	17:42:52.602
2 -	1:55.888	2.783	65.24	17:44:48.490
3 -	1:56.450	3.345	64.92	17:46:44.940
4 -	1:54.172	1.067	66.22	17:48:39.112
5 -	1:53.900 (3)	0.795	66.37	17:50:33.012
6 -	1:53.290 (2)	0.185	66.73	17:52:26.302
7 -	1:55.207	2.102	65.62	17:54:21.509
8 -	1:53.105 (1)		66.84	17:56:14.614

P25 17 Oak RICHARDSON				
LAP	LAP TIME	DIFF	MPH	TIME OF DAY
1 -	1:46.796	5.674	70.79	17:42:33.115
2 -	1:41.122 (1)		74.76	17:44:14.237
3 -	1:56.681	15.559	64.79	17:46:10.918
4 -	1:43.650 (3)	2.528	72.94	17:47:54.568
5 -	1:43.813	2.691	72.82	17:49:38.381
6 -	1:43.245 (2)	2.123	73.22	17:51:21.626

P26 95 Andy BAYLIE				
LAP	LAP TIME	DIFF	MPH	TIME OF DAY
1 -	1:55.912	10.516	65.22	17:42:42.231
2 -	1:47.387 (3)	1.991	70.40	17:44:29.618

DIFF = Difference To Personal Best Lap

3 -	1:45.396 (1)		71.73	17:46:15.014
4 -	1:46.670 (2)	1.274	70.87	17:48:01.684
5 -	1:55.878 P	10.482	65.24	17:49:57.562

Massimo Tyres 5Club Racing MX5 Cup

RACE 9 - LAP CHART

LAP 1 @ 17:42:31.702			LAP 2 @ 17:44:12.062			LAP 3 @ 17:45:52.625			LAP 4 @ 17:47:34.292			LAP 5 @ 17:49:14.571		
NO	BEHIND	LAP TIME	NO	BEHIND	LAP TIME	NO	BEHIND	LAP TIME	NO	BEHIND	LAP TIME	NO	BEHIND	LAP TIME
71		1:45.383	71		1:40.360	71		1:40.563	71		1:41.667	71		1:40.279
1	0.957	1:46.340	1	1.686	1:41.089	1	2.900	1:41.777	1	3.033	1:41.800	1	4.411	1:41.657
17	1.413	1:46.796	17	2.175	1:41.122	9	5.694	1:43.692	9	5.882	1:41.855	9	7.032	1:41.429
9	1.724	1:47.107	9	2.565	1:41.201	44	6.696	1:42.945	44	7.344	1:42.315	44	9.623	1:42.558
44	2.780	1:48.163	44	4.314	1:41.894	47	8.117	1:43.417	47	9.735	1:43.285	47	12.314	1:42.858
70	3.176	1:48.559	70	4.626	1:41.810	32	11.499	1:43.952	32	12.990	1:43.158	32	14.990	1:42.279
47	3.683	1:49.066	47	5.263	1:41.940	25	12.713	1:44.720	25	13.366	1:42.320	25	15.283	1:42.196
25	5.112	1:50.495	32	8.110	1:42.650	72	13.279	1:43.982	72	14.796	1:43.184	72	17.446	1:42.929
32	5.820	1:51.203	25	8.556	1:43.804	22	15.794	1:45.307	22	18.697	1:44.570	21	22.542	1:42.993
72	6.685	1:52.068	72	9.860	1:43.535	99	16.744	1:45.678	99	19.658	1:44.581	22	23.111	1:44.693
22	7.605	1:52.988	22	11.050	1:43.805	21	16.923	1:45.163	21	19.828	1:44.572	99	23.607	1:44.228
99	8.175	1:53.558	99	11.629	1:43.814	128	17.365	1:45.226	128	20.248	1:44.550	17	23.810	1:43.813
21	8.868	1:54.251	21	12.323	1:43.815	46	17.983	1:45.157	17	20.276	1:43.650	46	24.537	1:44.395
128	9.037	1:54.420	128	12.702	1:44.025	17	18.293	1:56.681	46	20.421	1:44.105	128	25.825	1:45.856
46	9.374	1:54.757	46	13.389	1:44.375	70	18.601	1:54.538	70	20.595	1:43.661	70	26.042	1:45.726
16	10.147	1:55.530	16	14.398	1:44.611	16	19.013	1:45.178	111	20.971	1:43.303	111	26.342	1:45.650
111	10.359	1:55.742	111	14.939	1:44.940	111	19.335	1:44.959	16	21.790	1:44.444	16	26.776	1:45.265
95	10.529	1:55.912	29	17.027	1:46.591	29	21.298	1:44.834	68	23.648	1:43.302	68	27.190	1:43.821
29	10.796	1:56.179	68	17.218	1:46.258	68	22.013	1:45.358	29	24.218	1:44.587	29	28.378	1:44.439
68	11.320	1:56.703	95	17.556	1:47.387	95	22.389	1:45.396	95	27.392	1:46.670	90	36.474	1:45.932
91	12.655	1:58.038	91	20.517	1:48.222	90	26.725	1:46.078	90	30.821	1:45.763	129	42.756	1:46.048
90	13.540	1:58.923	90	21.210	1:48.030	91	30.330	1:50.376	91	36.391	1:47.728	95	42.991	1:55.878 P
129	13.842	1:59.225	129	22.176	1:48.694	129	30.502	1:48.889	129	36.987	1:48.152	91	44.459	1:48.347
191	16.370	2:01.753	191	25.602	1:49.592	191	35.537	1:50.498	191	45.018	1:51.148	191	54.109	1:49.370
31	17.039	2:02.422	31	26.227	1:49.548	31	46.261	2:00.597	31	54.519	1:49.925	31	1:03.651	1:49.411
63	20.900	2:06.283	63	36.428	1:55.888	63	52.315	1:56.450	63	1:04.820	1:54.172	63	1:18.441	1:53.900

Massimo Tyres 5Club Racing MX5 Cup

RACE 9 - LAP CHART

LAP 6 @ 17:50:55.025			LAP 7 @ 17:52:36.084			LAP 8 @ 17:54:16.944			LAP 9 @ 17:55:57.441		
NO	BEHIND	LAP TIME	NO	BEHIND	LAP TIME	NO	BEHIND	LAP TIME	NO	BEHIND	LAP TIME
71		1:40.454	71		1:41.059	71		1:40.860	71		1:40.497
1	5.272	1:41.315	1	5.715	1:41.502	63	1 Lap	1:55.207	1	7.746	1:41.730
9	7.890	1:41.312	9	8.299	1:41.468	1	6.513	1:41.658	9	11.076	1:42.161
44	11.875	1:42.706	44	14.009	1:43.193	9	9.412	1:41.973	63	1 Lap	1:53.105
47	14.851	1:42.991	47	16.545	1:42.753	44	16.359	1:43.210	44	18.941	1:43.079
32	17.373	1:42.837	32	18.570	1:42.256	47	18.929	1:43.244	47	21.486	1:43.054
25	17.887	1:43.058	25	18.817	1:41.989	32	20.505	1:42.795	25	22.382	1:42.042
72	19.888	1:42.896	72	21.492	1:42.663	25	20.837	1:42.880	32	24.775	1:44.767
21	25.773	1:43.685	21	28.718	1:44.004	72	24.724	1:44.092	72	28.311	1:44.084
99	26.375	1:43.222	99	29.235	1:43.919	21	31.203	1:43.345	99	35.697	1:44.221
17	26.601	1:43.245	22	30.361	1:44.041	99	31.973	1:43.598	21	35.732	1:45.026
22	27.379	1:44.722	46	30.552	1:43.326	22	34.791	1:45.290	22	39.646	1:45.352
46	28.285	1:44.202	128	31.238	1:43.652	128	35.638	1:45.260	128	40.106	1:44.965
128	28.645	1:43.274	111	31.459	1:43.176	111	35.871	1:45.272	111	40.328	1:44.954
111	29.342	1:43.454	70	31.916	1:43.384	70	36.483	1:45.427	70	40.633	1:44.647
70	29.591	1:44.003	16	32.358	1:43.409	16	37.205	1:45.707	16	41.274	1:44.566
16	30.008	1:43.686	68	33.398	1:43.718	46	37.704	1:48.012	46	41.484	1:44.277
68	30.739	1:44.003	29	34.151	1:43.752	68	38.309	1:45.771	68	41.981	1:44.169
29	31.458	1:43.534	90	46.711	1:46.674	29	38.948	1:45.657	29	42.646	1:44.195
90	41.096	1:45.076	129	54.091	1:47.047	90	52.233	1:46.382	90	58.557	1:46.821
129	48.103	1:45.801	91	57.535	1:47.543	129	59.138	1:45.907	129	1:04.841	1:46.200
91	51.051	1:47.046	191	1:10.354	1:48.452	91	1:03.458	1:46.783	91	1:11.614	1:48.653
191	1:02.961	1:49.306	31	1:20.507	1:49.683	191	1:18.336	1:48.842	191	1:39.273	2:01.434
31	1:11.883	1:48.686				31	1:28.315	1:48.668	31	1:39.660	1:51.842
63	1:31.277	1:53.290									

Massimo Tyres 5Club Racing MX5 Cup

RACE 9 - POSITION CHART

No	Name	Lap										
		Pos	1	2	3	4	5	6	7	8	9	
71	SHORT	1	71	71	71	71	71	71	71	71	71	71
1	JOHNSON	2	1	1	1	1	1	1	1	1	1	1
9	TOMLINSON	3	17	17	9	9	9	9	9	9	9	9
17	RICHARDSON	4	9	9	44	44	44	44	44	44	44	44
44	HALLAM	5	44	44	47	47	47	47	47	47	47	47
25	WILLIAMS	6	70	70	32	32	32	32	32	32	32	25
70	PEARCE	7	47	47	25	25	25	25	25	25	25	32
21	PENNEFATHER-NEAL	8	25	32	72	72	72	72	72	72	72	72
32	MICKLEWRIGHT	9	32	25	22	22	21	21	21	21	21	99
47	CRAGGS	10	72	72	99	99	22	99	99	99	99	21
72	SHORT	11	22	22	21	21	99	17	22	22	22	22
128	GORMER	12	99	99	128	128	17	22	46	128	128	128
16	PEARCE	13	21	21	46	17	46	46	128	111	111	111
22	JOHNSON	14	128	128	17	46	128	128	111	70	70	70
111	WINSTANLEY	15	46	46	70	70	70	111	70	16	16	16
46	FAVOT	16	16	16	16	111	111	70	16	46	46	46
95	BAYLIE	17	111	111	111	16	16	16	68	68	68	68
29	BARNARD	18	95	29	29	68	68	68	29	29	29	29
99	VERNON	19	29	68	68	29	29	29	90	90	90	90
90	ROBINSON	20	68	95	95	95	90	90	129	129	129	129
68	ROBINSON	21	91	91	90	90	129	129	91	91	91	91
129	BARNARD	22	90	90	91	91	95	91	191	191	191	191
31	BURROWS	23	129	129	129	129	91	191	31	31	31	31
91	QUENBY	24	191	191	191	191	191	31	63	63	63	63
63	DOWSON	25	31	31	31	31	31	63				
191	BARRETT	26	63	63	63	63	63					

Massimo Tyres 5Club Racing MX5 Cup

RACE 9 - STATISTICS

Competitors Started 26
Planned Start 2024-04-20 @ 17:25:00.000
Actual Start 2024-04-20 @ 17:40:46.318
Finish Time 2024-04-20 @ 17:55:56.961
Track Length 2.1001mi.
Total Laps 226
Total Distance Covered 474.6389mi.

Session Fastest Lap History

NO	NAME	LAP TIME	TIME OF DAY	LAP	VEHICLE
71	Ben SHORT	1:45.383	17:42:31.723	1	Mazda MX5
71	Ben SHORT	1:40.360	17:44:12.082	2	Mazda MX5
71	Ben SHORT	1:40.279	17:49:14.592	5	Mazda MX5

Session Leader History

NO	NAME	FROM LAP	LAPS LED	DISTANCE	VEHICLE
71	Ben SHORT	1	9	18.90 miles	Mazda MX5

Flag History

TYPE	TIME OF DAY
GREEN	17:40:46.318
FINISH	17:55:56.961

Flag Statistics

TYPE	COUNT	TOTAL LAPS	TOTAL TIME
Green	1	9	17:29.987
Red	0	0	0.000
Safety Car	0	0	0.000
FCY	0	0	0.000



Massimo Tyres 5Club Racing MX5 Cup

RACE 13 - GRID (15 minutes)

ROW 13	25	17	Oak RICHARDSON	26	95	Andy BAYLIE	
ROW 12		23	31	Neil BURROWS	24	63	Stewart DOWSON
ROW 11	21	91	Steve QUENBY	22	191	Philip Andrew BARRETT	
ROW 10		19	90	Andrew ROBINSON	20	129	Paul BARNARD
ROW 9	17	68	Stephen ROBINSON	18	29	Mary BARNARD	
ROW 8		15	16	Shea PEARCE	16	46	Nicola FAVOT
ROW 7	13	111	James WINSTANLEY	14	70	Michael PEARCE	
ROW 6		11	22	Adrian JOHNSON	12	128	Samuel GORMER
ROW 5	9	71	Ben SHORT	10	21	Matthew PENNEFATHER-NEAL	
ROW 4		7	9	Ian TOMLINSON	8	1	Jordan JOHNSON
ROW 3	5	47	Stephen CRAGGS	6	44	Matthew HALLAM	
ROW 2		3	32	Jake MICKLEWRIGHT	4	25	David WILLIAMS
ROW 1	1	99	Martin VERNON	2	72	Matthew SHORT	
Pole							

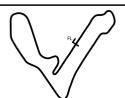
These results are provisional until the conclusion of any judicial and technical matters.

Craft: 2.1001 miles

Clerk Of Course:

Stewards:

Timekeeper: Stewart Burr





Massimo Tyres 5Club Racing MX5 Cup

RACE 13 - CLASSIFICATION

Race Distance: 9 Laps / 18.90 miles

POS	NO	NAME	ENTRY	LAPS	TIME	GAP	DIFF	MPH	BEST	ON	GRD	↑↓
1	71	Ben SHORT	Mazda MX5	9	15:23.947			73.64	1:40.529	4	9	8
2	1	Jordan JOHNSON	Mazda MX5	9	15:24.593	0.646	0.646	73.59	1:40.931	6	8	6
3	9	Ian TOMLINSON	Mazda MX5	9	15:33.543	9.596	8.950	72.88	1:41.624	5	7	4
4	32	Jake MICKLEWRIGHT	Mazda MX5	9	15:34.258	10.311	0.715	72.83	1:42.174	9	3	-1
5	47	Stephen CRAGGS	Mazda MX5	9	15:35.195	11.248	0.937	72.76	1:42.401	7	5	0
6	25	David WILLIAMS	Mazda MX5	9	15:39.264	15.317	4.069	72.44	1:42.245	3	4	-2
7	70	Michael PEARCE	Mazda MX5	9	15:39.917	15.970	0.653	72.39	1:42.613	4	14	7
8	99	Martin VERNON	Mazda MX5	9	15:40.605	16.658	0.688	72.34	1:42.872	9	1	-7
9	17	Oak RICHARDSON	Mazda MX5	9	15:40.762	16.815	0.157	72.33	1:42.180	8	25	16
10	72	Matthew SHORT	Mazda MX5	9	15:41.713	17.766	0.951	72.25	1:42.621	3	2	-8
11	95	Andy BAYLIE	Mazda MX5	9	15:46.035	22.088	4.322	71.92	1:42.583	2	26	15
12	16*	Shea PEARCE	Mazda MX5	9	15:46.688	22.741	0.653	71.87	1:43.129	3	15	3
13	128	Samuel GORMER	Mazda MX5	9	15:48.144	24.197	1.456	71.76	1:43.636	3	12	-1
14	22	Adrian JOHNSON	Mazda MX5	9	15:48.829	24.882	0.685	71.71	1:43.716	5	11	-3
15	111	James WINSTANLEY	Mazda MX5	9	15:49.342	25.395	0.513	71.67	1:42.984	3	13	-2
16	46	Nicola FAVOT	Mazda MX5	9	15:49.532	25.585	0.190	71.66	1:42.953	4	16	0
17	29	Mary BARNARD	Mazda MX5	9	15:50.309	26.362	0.777	71.60	1:43.068	5	18	1
18	68	Stephen ROBINSON	Mazda MX5	9	15:50.358	26.411	0.049	71.59	1:43.214	5	17	-1
19	44	Matthew HALLAM	Mazda MX5	9	15:55.920	31.973	5.562	71.18	1:42.764	4	6	-13
20	129	Paul BARNARD	Mazda MX5	9	16:02.366	38.419	6.446	70.70	1:44.187	7	20	0
21	90	Andrew ROBINSON	Mazda MX5	9	16:02.653	38.706	0.287	70.68	1:44.110	7	19	-2
22	191	Philip Andrew BARRETT	Mazda MX5	9	16:30.780	1:06.833	28.127	68.67	1:47.878	8	22	0
23	63	Stewart DOWSON	Mazda MX5	9	16:42.218	1:18.271	11.438	67.89	1:48.267	6	24	1
24	91*	Steve QUENBY	Mazda MX5	9	17:01.550	1:37.603	19.332	66.61	1:47.978	2	21	-3

NOT CLASSIFIED

DNF	21	Matthew PENNEFATHER-NEAL	Mazda MX5	8	14:12.707	1 Lap	1 Lap	70.93	1:43.050	4	10	
DNF	31	Neil BURROWS	Mazda MX5	4	7:28.209	5 Laps	4 Laps	67.47	1:48.176	2	23	

FASTEST LAP

71	Ben SHORT	Mazda MX5	4	1:40.529	75.20 mph	121.03 kph
----	-----------	-----------	---	----------	-----------	------------

Weather / Track : Bright / Dry

Date: 21/04/2024 Start: 14:05 Finish: 14:20

These results are provisional until the conclusion of any judicial and technical matters.

Croft: 2.1001 miles

Clerk Of Course: Lynne Spurr

Stewards:

Timekeeper: Stewart Burr



Massimo Tyres 5Club Racing MX5 Cup

RACE 13 - LAP ANALYSIS

DIFF = Difference To Personal Best Lap

P1 71 Ben SHORT				
LAP	LAP TIME	DIFF	MPH	TIME OF DAY
1 -	1:51.399	10.870	67.86	14:07:21.049
2 -	1:40.815 (3)	0.286	74.99	14:09:01.864
3 -	1:41.005	0.476	74.85	14:10:42.869
4 -	1:40.529 (1)		75.20	14:12:23.398
5 -	1:40.808 (2)	0.279	75.00	14:14:04.206
6 -	1:42.096	1.567	74.05	14:15:46.302
7 -	1:43.271	2.742	73.21	14:17:29.573
8 -	1:42.406	1.877	73.82	14:19:11.979
9 -	1:41.618	1.089	74.40	14:20:53.597

P2 1 Jordan JOHNSON				
LAP	LAP TIME	DIFF	MPH	TIME OF DAY
1 -	1:51.872	10.941	67.58	14:07:21.522
2 -	1:42.868	1.937	73.49	14:09:04.390
3 -	1:41.845	0.914	74.23	14:10:46.235
4 -	1:41.179 (2)	0.248	74.72	14:12:27.414
5 -	1:41.346 (3)	0.415	74.60	14:14:08.760
6 -	1:40.931 (1)		74.90	14:15:49.691
7 -	1:41.559	0.628	74.44	14:17:31.250
8 -	1:41.490	0.559	74.49	14:19:12.740
9 -	1:41.503	0.572	74.48	14:20:54.243

P3 9 Ian TOMLINSON				
LAP	LAP TIME	DIFF	MPH	TIME OF DAY
1 -	1:51.056	9.432	68.07	14:07:20.706
2 -	1:46.063	4.439	71.28	14:09:06.769
3 -	1:42.678	1.054	73.63	14:10:49.447
4 -	1:42.316	0.692	73.89	14:12:31.763
5 -	1:41.624 (1)		74.39	14:14:13.387
6 -	1:42.148 (3)	0.524	74.01	14:15:55.535
7 -	1:42.613	0.989	73.68	14:17:38.148
8 -	1:42.916	1.292	73.46	14:19:21.064
9 -	1:42.129 (2)	0.505	74.03	14:21:03.193

P4 32 Jake MICKLEWRIGHT				
LAP	LAP TIME	DIFF	MPH	TIME OF DAY
1 -	1:51.236	9.062	67.96	14:07:20.886
2 -	1:44.122	1.948	72.61	14:09:05.008
3 -	1:42.356 (3)	0.182	73.86	14:10:47.364
4 -	1:42.403	0.229	73.83	14:12:29.767
5 -	1:42.586	0.412	73.70	14:14:12.353
6 -	1:42.323 (2)	0.149	73.88	14:15:54.676
7 -	1:43.387	1.213	73.12	14:17:38.063
8 -	1:43.671	1.497	72.92	14:19:21.734
9 -	1:42.174 (1)		73.99	14:21:03.908

P5 47 Stephen CRAGGS				
LAP	LAP TIME	DIFF	MPH	TIME OF DAY
1 -	1:49.255	6.854	69.20	14:07:18.905
2 -	1:43.745	1.344	72.87	14:09:02.650
3 -	1:43.607	1.206	72.97	14:10:46.257
4 -	1:42.420 (2)	0.019	73.81	14:12:28.677
5 -	1:43.137	0.736	73.30	14:14:11.814
6 -	1:44.267	1.866	72.51	14:15:56.081
7 -	1:42.401 (1)		73.83	14:17:38.482
8 -	1:43.691	1.290	72.91	14:19:22.173
9 -	1:42.672 (3)	0.271	73.63	14:21:04.845

DIFF = Difference To Personal Best Lap

P6 25 David WILLIAMS				
LAP	LAP TIME	DIFF	MPH	TIME OF DAY
1 -	1:55.349	13.104	65.54	14:07:24.999
2 -	1:44.286	2.041	72.49	14:09:09.285
3 -	1:42.245 (1)		73.94	14:10:51.530
4 -	1:42.639	0.394	73.66	14:12:34.169
5 -	1:43.902	1.657	72.76	14:14:18.071
6 -	1:42.647	0.402	73.65	14:16:00.718
7 -	1:43.456	1.211	73.08	14:17:44.174
8 -	1:42.294 (2)	0.049	73.91	14:19:26.468
9 -	1:42.446 (3)	0.201	73.80	14:21:08.914

P7 70 Michael PEARCE				
LAP	LAP TIME	DIFF	MPH	TIME OF DAY
1 -	1:53.364	10.751	66.69	14:07:23.014
2 -	1:43.947	1.334	72.73	14:09:06.961
3 -	1:43.483	0.870	73.06	14:10:50.444
4 -	1:42.613 (1)		73.68	14:12:33.057
5 -	1:43.783	1.170	72.85	14:14:16.840
6 -	1:43.052	0.439	73.36	14:15:59.892
7 -	1:42.782 (3)	0.169	73.55	14:17:42.674
8 -	1:42.754 (2)	0.141	73.57	14:19:25.428
9 -	1:44.139	1.526	72.60	14:21:09.567

P8 99 Martin VERNON				
LAP	LAP TIME	DIFF	MPH	TIME OF DAY
1 -	1:49.855	6.983	68.82	14:07:19.505
2 -	1:46.454	3.582	71.02	14:09:05.959
3 -	1:43.153 (2)	0.281	73.29	14:10:49.112
4 -	1:43.691	0.819	72.91	14:12:32.803
5 -	1:43.828	0.956	72.81	14:14:16.631
6 -	1:43.727	0.855	72.88	14:16:00.358
7 -	1:43.565	0.693	73.00	14:17:43.923
8 -	1:43.460 (3)	0.588	73.07	14:19:27.383
9 -	1:42.872 (1)		73.49	14:21:10.255

P9 17 Oak RICHARDSON				
LAP	LAP TIME	DIFF	MPH	TIME OF DAY
1 -	1:56.754	14.574	64.75	14:07:26.404
2 -	1:43.889	1.709	72.77	14:09:10.293
3 -	1:43.933	1.753	72.74	14:10:54.226
4 -	1:42.848	0.668	73.51	14:12:37.074
5 -	1:43.370	1.190	73.14	14:14:20.444
6 -	1:42.431 (3)	0.251	73.81	14:16:02.875
7 -	1:43.154	0.974	73.29	14:17:46.029
8 -	1:42.180 (1)		73.99	14:19:28.209
9 -	1:42.203 (2)	0.023	73.97	14:21:10.412

P10 72 Matthew SHORT				
LAP	LAP TIME	DIFF	MPH	TIME OF DAY
1 -	1:52.612	9.991	67.13	14:07:22.262
2 -	1:43.561	0.940	73.00	14:09:05.823
3 -	1:42.621 (1)		73.67	14:10:48.444
4 -	1:44.810	2.189	72.13	14:12:33.254
5 -	1:44.642	2.021	72.25	14:14:17.896
6 -	1:43.353	0.732	73.15	14:16:01.249
7 -	1:43.196 (2)	0.575	73.26	14:17:44.445
8 -	1:43.593	0.972	72.98	14:19:28.038
9 -	1:43.325 (3)	0.704	73.17	14:21:11.363

Massimo Tyres 5Club Racing MX5 Cup

RACE 13 - LAP ANALYSIS

DIFF = Difference To Personal Best Lap

P11 95 Andy BAYLIE				
LAP	LAP TIME	DIFF	MPH	TIME OF DAY
1 -	1:58.435	15.852	63.83	14:07:28.085
2 -	1:42.583 (1)		73.70	14:09:10.668
3 -	1:44.071	1.488	72.64	14:10:54.739
4 -	1:42.752 (2)	0.169	73.58	14:12:37.491
5 -	1:43.833	1.250	72.81	14:14:21.324
6 -	1:43.121	0.538	73.31	14:16:04.445
7 -	1:44.647	2.064	72.24	14:17:49.092
8 -	1:43.550	0.967	73.01	14:19:32.642
9 -	1:43.043 (3)	0.460	73.37	14:21:15.685

P12 16 Shea PEARCE				
LAP	LAP TIME	DIFF	MPH	TIME OF DAY
1 -	1:55.517	12.388	65.44	14:07:25.167
2 -	1:44.482	1.353	72.36	14:09:09.649
3 -	1:43.129 (1)		73.31	14:10:52.778
4 -	1:43.186 (2)	0.057	73.27	14:12:35.964
5 -	1:44.156	1.027	72.58	14:14:20.120
6 -	1:44.015	0.886	72.68	14:16:04.135
7 -	1:44.248	1.119	72.52	14:17:48.383
8 -	1:44.029	0.900	72.67	14:19:32.412
9 -	1:43.926 (3)	0.797	72.75	14:21:16.338

P13 128 Samuel GORMER				
LAP	LAP TIME	DIFF	MPH	TIME OF DAY
1 -	1:54.043	10.407	66.29	14:07:23.693
2 -	1:44.033	0.397	72.67	14:09:07.726
3 -	1:43.636 (1)		72.95	14:10:51.362
4 -	1:43.703 (2)	0.067	72.90	14:12:35.065
5 -	1:44.325	0.689	72.47	14:14:19.390
6 -	1:44.260	0.624	72.51	14:16:03.650
7 -	1:45.624	1.988	71.58	14:17:49.274
8 -	1:44.028 (3)	0.392	72.67	14:19:33.302
9 -	1:44.492	0.856	72.35	14:21:17.794

P14 22 Adrian JOHNSON				
LAP	LAP TIME	DIFF	MPH	TIME OF DAY
1 -	1:54.658	10.942	65.94	14:07:24.308
2 -	1:44.688	0.972	72.22	14:09:08.996
3 -	1:44.702	0.986	72.21	14:10:53.698
4 -	1:44.503	0.787	72.34	14:12:38.201
5 -	1:43.716 (1)		72.89	14:14:21.917
6 -	1:44.106	0.390	72.62	14:16:06.023
7 -	1:43.958 (3)	0.242	72.72	14:17:49.981
8 -	1:43.823 (2)	0.107	72.82	14:19:33.804
9 -	1:44.675	0.959	72.22	14:21:18.479

P15 111 James WINSTANLEY				
LAP	LAP TIME	DIFF	MPH	TIME OF DAY
1 -	1:55.114	12.130	65.67	14:07:24.764
2 -	1:44.018	1.034	72.68	14:09:08.782
3 -	1:42.984 (1)		73.41	14:10:51.766
4 -	1:43.822 (3)	0.838	72.82	14:12:35.588
5 -	1:44.818	1.834	72.13	14:14:20.406
6 -	1:43.564 (2)	0.580	73.00	14:16:03.970
7 -	1:46.867	3.883	70.74	14:17:50.837
8 -	1:44.236	1.252	72.53	14:19:35.073
9 -	1:43.919	0.935	72.75	14:21:18.992

DIFF = Difference To Personal Best Lap

P16 46 Nicola FAVOT				
LAP	LAP TIME	DIFF	MPH	TIME OF DAY
1 -	1:55.874	12.921	65.24	14:07:25.524
2 -	1:44.345	1.392	72.45	14:09:09.869
3 -	1:44.080	1.127	72.64	14:10:53.949
4 -	1:42.953 (1)		73.43	14:12:36.902
5 -	1:43.894 (2)	0.941	72.77	14:14:20.796
6 -	1:43.962 (3)	1.009	72.72	14:16:04.758
7 -	1:45.541	2.588	71.63	14:17:50.299
8 -	1:43.998	1.045	72.69	14:19:34.297
9 -	1:44.885	1.932	72.08	14:21:19.182

P17 29 Mary BARNARD				
LAP	LAP TIME	DIFF	MPH	TIME OF DAY
1 -	1:57.923	14.855	64.11	14:07:27.573
2 -	1:44.546	1.478	72.31	14:09:12.119
3 -	1:43.703 (2)	0.635	72.90	14:10:55.822
4 -	1:43.734 (3)	0.666	72.88	14:12:39.556
5 -	1:43.068 (1)		73.35	14:14:22.624
6 -	1:44.479	1.411	72.36	14:16:07.103
7 -	1:44.180	1.112	72.57	14:17:51.283
8 -	1:44.639	1.571	72.25	14:19:35.922
9 -	1:44.037	0.969	72.67	14:21:19.959

P18 68 Stephen ROBINSON				
LAP	LAP TIME	DIFF	MPH	TIME OF DAY
1 -	1:57.151	13.937	64.53	14:07:26.801
2 -	1:44.584	1.370	72.29	14:09:11.385
3 -	1:43.613 (2)	0.399	72.96	14:10:54.998
4 -	1:43.862 (3)	0.648	72.79	14:12:38.860
5 -	1:43.214 (1)		73.25	14:14:22.074
6 -	1:44.411	1.197	72.41	14:16:06.485
7 -	1:44.100	0.886	72.62	14:17:50.585
8 -	1:44.081	0.867	72.64	14:19:34.666
9 -	1:45.342	2.128	71.77	14:21:20.008

P19 44 Matthew HALLAM				
LAP	LAP TIME	DIFF	MPH	TIME OF DAY
1 -	1:50.606	7.842	68.35	14:07:20.256
2 -	2:02.116	19.352	61.91	14:09:22.372
3 -	1:44.688	1.924	72.22	14:11:07.060
4 -	1:42.764 (1)		73.57	14:12:49.824
5 -	1:43.214	0.450	73.25	14:14:33.038
6 -	1:43.429	0.665	73.09	14:16:16.467
7 -	1:42.971 (3)	0.207	73.42	14:17:59.438
8 -	1:42.941 (2)	0.177	73.44	14:19:42.379
9 -	1:43.191	0.427	73.26	14:21:25.570

P20 129 Paul BARNARD				
LAP	LAP TIME	DIFF	MPH	TIME OF DAY
1 -	1:59.079	14.892	63.49	14:07:28.729
2 -	1:46.144	1.957	71.22	14:09:14.873
3 -	1:44.987 (3)	0.800	72.01	14:10:59.860
4 -	1:45.433	1.246	71.71	14:12:45.293
5 -	1:45.729	1.542	71.50	14:14:31.022
6 -	1:45.635	1.448	71.57	14:16:16.657
7 -	1:44.187 (1)		72.56	14:18:00.844
8 -	1:44.395 (2)	0.208	72.42	14:19:45.239
9 -	1:46.777	2.590	70.80	14:21:32.016

Massimo Tyres 5Club Racing MX5 Cup

RACE 13 - LAP ANALYSIS

DIFF = Difference To Personal Best Lap

P21 90 Andrew ROBINSON				
LAP	LAP TIME	DIFF	MPH	TIME OF DAY
1 -	2:01.334	17.224	62.31	14:07:30.984
2 -	1:47.828	3.718	70.11	14:09:18.812
3 -	1:44.986	0.876	72.01	14:11:03.798
4 -	1:44.312 (2)	0.202	72.48	14:12:48.110
5 -	1:44.724	0.614	72.19	14:14:32.834
6 -	1:44.738	0.628	72.18	14:16:17.572
7 -	1:44.110 (1)		72.62	14:18:01.682
8 -	1:44.548 (3)	0.438	72.31	14:19:46.230
9 -	1:46.073	1.963	71.27	14:21:32.303

P22 191 Philip Andrew BARRETT				
LAP	LAP TIME	DIFF	MPH	TIME OF DAY
1 -	2:00.547	12.669	62.71	14:07:30.197
2 -	1:49.190	1.312	69.24	14:09:19.387
3 -	1:49.755	1.877	68.88	14:11:09.142
4 -	1:47.935 (2)	0.057	70.04	14:12:57.077
5 -	1:48.357 (3)	0.479	69.77	14:14:45.434
6 -	1:48.618	0.740	69.60	14:16:34.052
7 -	1:48.878	1.000	69.44	14:18:22.930
8 -	1:47.878 (1)		70.08	14:20:10.808
9 -	1:49.622	1.744	68.96	14:22:00.430

P23 63 Stewart DOWSON				
LAP	LAP TIME	DIFF	MPH	TIME OF DAY
1 -	2:04.377	16.110	60.78	14:07:34.027
2 -	1:52.269	4.002	67.34	14:09:26.296
3 -	1:50.185	1.918	68.61	14:11:16.481
4 -	1:49.922	1.655	68.78	14:13:06.403
5 -	1:48.855 (3)	0.588	69.45	14:14:55.258
6 -	1:48.267 (1)		69.83	14:16:43.525
7 -	1:48.745 (2)	0.478	69.52	14:18:32.270
8 -	1:50.179	1.912	68.62	14:20:22.449
9 -	1:49.419	1.152	69.09	14:22:11.868

P24 91 Steve QUENBY				
LAP	LAP TIME	DIFF	MPH	TIME OF DAY
1 -	2:02.526	14.548	61.70	14:07:32.176
2 -	1:47.978 (1)		70.02	14:09:20.154
3 -	1:49.301 (3)	1.323	69.17	14:11:09.455
4 -	1:48.596 (2)	0.618	69.62	14:12:58.051
5 -	1:49.496	1.518	69.04	14:14:47.547
6 -	1:50.117	2.139	68.65	14:16:37.664
7 -	1:52.566	4.588	67.16	14:18:30.230
8 -	1:57.677	9.699	64.24	14:20:27.907
9 -	2:03.293	15.315	61.32	14:22:31.200

P25 21 Matthew PENNEFATHER-NEAL				
LAP	LAP TIME	DIFF	MPH	TIME OF DAY
1 -	1:53.132	10.082	66.82	14:07:22.782
2 -	1:43.426 (3)	0.376	73.10	14:09:06.208
3 -	1:44.450	1.400	72.38	14:10:50.658
4 -	1:43.050 (1)		73.36	14:12:33.708
5 -	1:45.029	1.979	71.98	14:14:18.737
6 -	1:43.258 (2)	0.208	73.22	14:16:01.995
7 -	1:56.078	13.028	65.13	14:17:58.073
8 -	1:44.284	1.234	72.50	14:19:42.357

DIFF = Difference To Personal Best Lap

P26 31 Neil BURROWS				
LAP	LAP TIME	DIFF	MPH	TIME OF DAY
1 -	2:01.924	13.748	62.01	14:07:31.574
2 -	1:48.176 (1)		69.89	14:09:19.750
3 -	1:48.402 (2)	0.226	69.74	14:11:08.152
4 -	1:49.707 (3)	1.531	68.91	14:12:57.859

Massimo Tyres 5Club Racing MX5 Cup

RACE 13 - LAP CHART

LAP 1 @ 14:07:18.905			LAP 2 @ 14:09:01.864			LAP 3 @ 14:10:42.869			LAP 4 @ 14:12:23.398			LAP 5 @ 14:14:04.206		
NO	BEHIND	LAP TIME	NO	BEHIND	LAP TIME	NO	BEHIND	LAP TIME	NO	BEHIND	LAP TIME	NO	BEHIND	LAP TIME
47		1:49.255	71		1:40.815	71		1:41.005	71		1:40.529	71		1:40.808
99	0.600	1:49.855	47	0.786	1:43.745	1	3.366	1:41.845	1	4.016	1:41.179	1	4.554	1:41.346
44	1.351	1:50.606	1	2.526	1:42.868	47	3.388	1:43.607	47	5.279	1:42.420	47	7.608	1:43.137
9	1.801	1:51.056	32	3.144	1:44.122	32	4.495	1:42.356	32	6.369	1:42.403	32	8.147	1:42.586
32	1.981	1:51.236	72	3.959	1:43.561	72	5.575	1:42.621	9	8.365	1:42.316	9	9.181	1:41.624
71	2.144	1:51.399	99	4.095	1:46.454	99	6.243	1:43.153	99	9.405	1:43.691	99	12.425	1:43.828
1	2.617	1:51.872	21	4.344	1:43.426	9	6.578	1:42.678	70	9.659	1:42.613	70	12.634	1:43.783
72	3.357	1:52.612	9	4.905	1:46.063	70	7.575	1:43.483	72	9.856	1:44.810	72	13.690	1:44.642
21	3.877	1:53.132	70	5.097	1:43.947	21	7.789	1:44.450	21	10.310	1:43.050	25	13.865	1:43.902
70	4.109	1:53.364	128	5.862	1:44.033	128	8.493	1:43.636	25	10.771	1:42.639	21	14.531	1:45.029
128	4.788	1:54.043	111	6.918	1:44.018	25	8.661	1:42.245	128	11.667	1:43.703	128	15.184	1:44.325
22	5.403	1:54.658	22	7.132	1:44.688	111	8.897	1:42.984	111	12.190	1:43.822	16	15.914	1:44.156
111	5.859	1:55.114	25	7.421	1:44.286	16	9.909	1:43.129	16	12.566	1:43.186	111	16.200	1:44.818
25	6.094	1:55.349	16	7.785	1:44.482	22	10.829	1:44.702	46	13.504	1:42.953	17	16.238	1:43.370
16	6.262	1:55.517	46	8.005	1:44.345	46	11.080	1:44.080	17	13.676	1:42.848	46	16.590	1:43.894
46	6.619	1:55.874	17	8.429	1:43.889	17	11.357	1:43.933	95	14.093	1:42.752	95	17.118	1:43.833
17	7.499	1:56.754	95	8.804	1:42.583	95	11.870	1:44.071	22	14.803	1:44.503	22	17.711	1:43.716
68	7.896	1:57.151	68	9.521	1:44.584	68	12.129	1:43.613	68	15.462	1:43.862	68	17.868	1:43.214
29	8.668	1:57.923	29	10.255	1:44.546	29	12.953	1:43.703	29	16.158	1:43.734	29	18.418	1:43.068
95	9.180	1:58.435	129	13.009	1:46.144	129	16.991	1:44.987	129	21.895	1:45.433	129	26.816	1:45.729
129	9.824	1:59.079	90	16.948	1:47.828	90	20.929	1:44.986	90	24.712	1:44.312	90	28.628	1:44.724
191	11.292	2:00.547	191	17.523	1:49.190	44	24.191	1:44.688	44	26.426	1:42.764	44	28.832	1:43.214
90	12.079	2:01.334	31	17.886	1:48.176	31	25.283	1:48.402	191	33.679	1:47.935	191	41.228	1:48.357
31	12.669	2:01.924	91	18.290	1:47.978	191	26.273	1:49.755	31	34.461	1:49.707	91	43.341	1:49.496
91	13.271	2:02.526	44	20.508	2:02.116	91	26.586	1:49.301	91	34.653	1:48.596	63	51.052	1:48.855
63	15.122	2:04.377	63	24.432	1:52.269	63	33.612	1:50.185	63	43.005	1:49.922			

Massimo Tyres 5Club Racing MX5 Cup

RACE 13 - LAP CHART

LAP 6 @ 14:15:46.302			LAP 7 @ 14:17:29.573			LAP 8 @ 14:19:11.979			LAP 9 @ 14:20:53.597		
NO	BEHIND	LAP TIME	NO	BEHIND	LAP TIME	NO	BEHIND	LAP TIME	NO	BEHIND	LAP TIME
71		1:42.096	71		1:43.271	71		1:42.406	71		1:41.618
1	3.389	1:40.931	1	1.677	1:41.559	1	0.761	1:41.490	1	0.646	1:41.503
32	8.374	1:42.323	32	8.490	1:43.387	9	9.085	1:42.916	9	9.596	1:42.129
9	9.233	1:42.148	9	8.575	1:42.613	32	9.755	1:43.671	32	10.311	1:42.174
47	9.779	1:44.267	47	8.909	1:42.401	47	10.194	1:43.691	47	11.248	1:42.672
70	13.590	1:43.052	70	13.101	1:42.782	70	13.449	1:42.754	25	15.317	1:42.446
99	14.056	1:43.727	99	14.350	1:43.565	25	14.489	1:42.294	70	15.970	1:44.139
25	14.416	1:42.647	25	14.601	1:43.456	99	15.404	1:43.460	99	16.658	1:42.872
72	14.947	1:43.353	72	14.872	1:43.196	72	16.059	1:43.593	17	16.815	1:42.203
21	15.693	1:43.258	17	16.456	1:43.154	17	16.230	1:42.180	72	17.766	1:43.325
17	16.573	1:42.431	16	18.810	1:44.248	16	20.433	1:44.029	95	22.088	1:43.043
128	17.348	1:44.260	95	19.519	1:44.647	95	20.663	1:43.550	16	22.741	1:43.926
111	17.668	1:43.564	128	19.701	1:45.624	128	21.323	1:44.028	128	24.197	1:44.492
16	17.833	1:44.015	22	20.408	1:43.958	22	21.825	1:43.823	22	24.882	1:44.675
95	18.143	1:43.121	46	20.726	1:45.541	46	22.318	1:43.998	111	25.395	1:43.919
46	18.456	1:43.962	68	21.012	1:44.100	68	22.687	1:44.081	46	25.585	1:44.885
22	19.721	1:44.106	111	21.264	1:46.867	111	23.094	1:44.236	29	26.362	1:44.037
68	20.183	1:44.411	29	21.710	1:44.180	29	23.943	1:44.639	68	26.411	1:45.342
29	20.801	1:44.479	21	28.500	1:56.078	21	30.378	1:44.284	44	31.973	1:43.191
44	30.165	1:43.429	44	29.865	1:42.971	44	30.400	1:42.941	129	38.419	1:46.777
129	30.355	1:45.635	129	31.271	1:44.187	129	33.260	1:44.395	90	38.706	1:46.073
90	31.270	1:44.738	90	32.109	1:44.110	90	34.251	1:44.548	191	1:06.833	1:49.622
191	47.750	1:48.618	191	53.357	1:48.878	191	58.829	1:47.878	63	1:18.271	1:49.419
91	51.362	1:50.117	91	1:00.657	1:52.566	63	1:10.470	1:50.179	91	1:37.603	2:03.293
63	57.223	1:48.267	63	1:02.697	1:48.745	91	1:15.928	1:57.677			

Massimo Tyres 5Club Racing MX5 Cup

RACE 13 - POSITION CHART

No	Name	Lap Pos										
			1	2	3	4	5	6	7	8	9	
99	VERNON	1	47	71	71	71	71	71	71	71	71	71
72	SHORT	2	99	47	1	1	1	1	1	1	1	1
32	MICKLEWRIGHT	3	44	1	47	47	47	32	32	9	9	
25	WILLIAMS	4	9	32	32	32	32	9	9	32	32	
47	CRAGGS	5	32	72	72	9	9	47	47	47	47	
44	HALLAM	6	71	99	99	99	99	70	70	70	25	
9	TOMLINSON	7	1	21	9	70	70	99	99	25	70	
1	JOHNSON	8	72	9	70	72	72	25	25	99	99	
71	SHORT	9	21	70	21	21	25	72	72	72	17	
21	PENNEFATHER-NEAL	10	70	128	128	25	21	21	17	17	72	
22	JOHNSON	11	128	111	25	128	128	17	16	16	95	
128	GORMER	12	22	22	111	111	16	128	95	95	16	
111	WINSTANLEY	13	111	25	16	16	111	111	128	128	128	
70	PEARCE	14	25	16	22	46	17	16	22	22	22	
16	PEARCE	15	16	46	46	17	46	95	46	46	111	
46	FAVOT	16	46	17	17	95	95	46	68	68	46	
68	ROBINSON	17	17	95	95	22	22	22	111	111	29	
29	BARNARD	18	68	68	68	68	68	68	29	29	68	
90	ROBINSON	19	29	29	29	29	29	29	21	21	44	
129	BARNARD	20	95	129	129	129	129	44	44	44	129	
91	QUENBY	21	129	90	90	90	90	129	129	129	90	
191	BARRETT	22	191	191	44	44	44	90	90	90	191	
31	BURROWS	23	90	31	31	191	191	191	191	191	63	
63	DOWSON	24	31	91	191	31	91	91	91	63	91	
17	RICHARDSON	25	91	44	91	91	63	63	63	91		
95	BAYLIE	26	63	63	63	63						

Massimo Tyres 5Club Racing MX5 Cup

RACE 13 - STATISTICS

Competitors Started	26
Planned Start	2024-04-21 @ 13:55:00.000
Actual Start	2024-04-21 @ 14:05:29.649
Finish Time	2024-04-21 @ 14:20:52.859
Track Length	2.1001mi.
Total Laps	228
Total Distance Covered	478.8393mi.

Session Fastest Lap History

NO	NAME	LAP TIME	TIME OF DAY	LAP	VEHICLE
47	Stephen CRAGGS	1:49.255	14:07:18.922	1	Mazda MX5
71	Ben SHORT	1:40.815	14:09:01.884	2	Mazda MX5
71	Ben SHORT	1:40.529	14:12:23.417	4	Mazda MX5

Session Leader History

NO	NAME	FROM LAP	LAPS LED	DISTANCE	VEHICLE
47	Stephen CRAGGS	1	1	2.10 miles	Mazda MX5
71	Ben SHORT	2	8	16.80 miles	Mazda MX5

Flag History

TYPE	TIME OF DAY
GREEN	14:05:29.649
FINISH	14:20:52.859

Flag Statistics

TYPE	COUNT	TOTAL LAPS	TOTAL TIME
Green	1	9	17:18.093
Red	0	0	0.000
Safety Car	0	0	0.000
FCY	0	0	0.000