



Toyota MR2 Championship
Qualifying 8

Pl	No	Cl	Name	Car	Laps	Time on Lap	Behind	MPH
1	27	B	Shaun TRAYNOR	Toyota MR2 Mk2	9	1:45.45	4	69.99
2	2	B	Kristian WHITE	Toyota MR2 Mk2	8	1:45.90	4	69.69
3	88	C	Stuart NICHOLLS	Toyota MR2 Roadster	9	1:46.07	8	69.58
4	40	B	Lewis WARD	Toyota MR2 Mk2	8	1:46.28	6	69.44
5	11	B	Jim DAVIES	Toyota MR2 Mk2	4	1:46.48	4	69.31
6	71	B	Graham MALINGS	Toyota MR2 Mk2	8	1:46.50	7	69.30
7	31	B	Ben ROWE	Toyota MR2 Mk2	8	1:46.52	5	69.28
8	9	B	Martin FARRELLY	Toyota MR2 Mk2	8	1:46.88	5	69.05
9	89	C	Mick NICHOLLS	Toyota MR2 Roadster	9	1:47.02	8	68.96
10	80	B	David ASBURY	Toyota MR2 Mk2	9	1:47.18	8	68.86
11	34	B	Shane MANSBRIDGE	Toyota MR2 Mk2	8	1:47.52	6	68.64
12	26	B	Paul COOK	Toyota MR2 Mk2	9	1:47.60	8	68.59
13	33	B	Alex KNIGHT	Toyota MR2 Mk2	9	1:47.66	7	68.55
14	84	B	Chris THOMAS	Toyota MR2 Mk2	9	1:47.74	8	68.50
15	85	B	Nigel RALPHSON	Toyota MR2 Mk2	9	1:47.87	5	68.42
16	29	B	Martin FAHY	Toyota MR2 Mk2	9	1:47.94	5	68.37
17	17	C	Maxine NICHOLLS	Toyota MR2 Roadster	8	1:48.82	8	67.82
18	4	C	Peter HIGTON	Toyota MR2 Roadster	8	1:48.93	4	67.75
19	36	B	Will POWELL	Toyota MR2 Mk2	8	1:49.04	6	67.68
20	13	B	David SHEAD	Toyota MR2 Mk2	9	1:49.21	8	67.58
21	79	C	Jonathan GRIMES	Toyota MR2 Roadster	8	1:49.26	5	67.55
22	60	B	Trevor COOPER	Toyota MR2 Mk2	8	1:50.21	8	66.96
23	82	C	Josh MOUNCE	Toyota MR2 Roadster	8	1:50.44	6	66.82
24	51	C	Matthew ROWE	Toyota MR2 Roadster	7	1:50.86	5	66.57
25	92	A	Paul CALLAWAY	Toyota MR2 Mk1	8	1:52.12	5	65.82
26	49	B	David ROWE	Toyota MR2 Mk2	8	1:54.00	4	64.74
27	67	B	Simon QUINN	Toyota MR2 Mk2	8	1:55.24	4	64.04
28	37	C	Michael WELLS	Toyota MR2 Roadster	1	1:57.45	1	62.84
29	42	B	Andrew FRANKLING	Toyota MR2 Mk2	8	1:57.85	3	62.62

Not-Seen

18 A Craig RANKIN Toyota MR2 Mk1

Weather / Track: Bright / Dry

Start Time : 09:00

Rockingham Internation Super Sportscar Long

11 Sep 16 09:17

Clerk of Course :	Time Issued :	Chief Timekeeper : Terry Stevens
-------------------	---------------	----------------------------------

THESE RESULTS REMAIN PROVISIONAL FOR A MINIMUM OF 30 MINUTES FROM THE TIME OF ISSUE AND UNTIL ALL JUDICIAL AND TECHNICAL MATTERS HAVE BEEN SETTLED.

Toyota MR2 Championship

LAP TIMES - Qualifying 8

2	Kristian WHITE										
	Lap	1	2	3	4	5	6	7	8	9	10
	1	2:01.06	1:46.91	1:47.12	1:45.90	1:46.47	1:46.08	1:46.32	1:46.30		
4	Peter HIGTON										
	Lap	1	2	3	4	5	6	7	8	9	10
	1	2:09.30	1:52.42	1:52.59	1:48.93	1:49.05	1:56.60	1:50.01	1:49.25		
9	Martin FARRELLY										
	Lap	1	2	3	4	5	6	7	8	9	10
	1	2:33.00	1:51.58	1:47.83	1:55.17	1:46.88	1:47.43	1:47.06	1:47.67		
11	Jim DAVIES										
	Lap	1	2	3	4	5	6	7	8	9	10
	1	2:57.95	2:03.72	2:02.39	1:46.48						
13	David SHEAD										
	Lap	1	2	3	4	5	6	7	8	9	10
	1	2:08.89	1:52.25	1:50.60	1:49.51	1:50.31	1:51.12	1:50.59	1:49.21	1:49.51	
17	Maxine NICHOLLS										
	Lap	1	2	3	4	5	6	7	8	9	10
	1	2:51.02	1:56.22	1:50.32	1:50.78	1:53.40	1:48.94	1:49.12	1:48.82		
26	Paul COOK										
	Lap	1	2	3	4	5	6	7	8	9	10
	1	2:03.74	1:50.20	1:48.97	1:49.82	1:48.03	1:53.88	1:47.77	1:47.60	1:47.84	
27	Shaun TRAYNOR										
	Lap	1	2	3	4	5	6	7	8	9	10
	1	2:15.58	1:46.30	1:48.86	1:45.45	1:45.81	1:45.98	1:50.61	1:45.60	1:45.63	
29	Martin FAHY										
	Lap	1	2	3	4	5	6	7	8	9	10
	1	2:04.23	1:50.58	1:49.53	1:49.44	1:47.94	1:48.77	1:48.83	1:48.29	1:49.76	
31	Ben ROWE										
	Lap	1	2	3	4	5	6	7	8	9	10
	1	2:31.68	1:49.88	1:47.25	1:47.04	1:46.52	1:46.78	1:59.51	1:47.53		
33	Alex KNIGHT										
	Lap	1	2	3	4	5	6	7	8	9	10
	1	2:07.18	1:49.67	1:49.77	1:47.75	1:50.18	1:48.33	1:47.66	1:47.99	1:54.27	
34	Shane MANSBRIDGE										
	Lap	1	2	3	4	5	6	7	8	9	10
	1	2:09.80	1:48.43	1:48.77	1:52.64	2:05.23	1:47.52	1:52.01	1:47.84		
36	Will POWELL										
	Lap	1	2	3	4	5	6	7	8	9	10
	1	2:25.46	1:52.21	1:50.21	1:49.82	1:49.29	1:49.04	1:50.24	1:50.58		

37	Michael WELLS									
Lap	1	2	3	4	5	6	7	8	9	10
1	1:57.45									
40	Lewis WARD									
Lap	1	2	3	4	5	6	7	8	9	10
1	2:58.58	1:54.65	1:49.49	1:46.94	1:50.21	1:46.28	1:46.67	1:46.54		
42	Andrew FRANKLING									
Lap	1	2	3	4	5	6	7	8	9	10
1	2:27.68	2:00.02	1:57.85	1:58.55	1:59.96	2:01.93	1:58.62	1:58.96		
49	David ROWE									
Lap	1	2	3	4	5	6	7	8	9	10
1	2:37.73	2:00.91	1:55.42	1:54.00	1:54.98	2:01.93	1:54.76	1:54.11		
51	Matthew ROWE									
Lap	1	2	3	4	5	6	7	8	9	10
1	2:34.78	1:51.07	2:03.68	1:54.59	1:50.86	2:17.34	1:56.05			
60	Trevor COOPER									
Lap	1	2	3	4	5	6	7	8	9	10
1	2:28.83	1:52.65	1:50.44	1:50.86	1:51.07	1:50.92	1:50.77	1:50.21		
67	Simon QUINN									
Lap	1	2	3	4	5	6	7	8	9	10
1	2:48.62	2:04.32	1:58.56	1:55.24	2:06.11	1:59.30	1:58.02	1:58.82		
71	Graham MALINGS									
Lap	1	2	3	4	5	6	7	8	9	10
1	2:34.04	2:03.15	1:48.29	1:47.20	1:46.81	1:47.03	1:46.50	1:46.61		
79	Jonathan GRIMES									
Lap	1	2	3	4	5	6	7	8	9	10
1	2:18.08	1:49.66	1:54.89	1:49.55	1:49.26	1:49.84	1:51.55	1:50.19		
80	David ASBURY									
Lap	1	2	3	4	5	6	7	8	9	10
1	2:16.97	1:49.84	1:51.53	1:49.20	1:47.74	1:48.15	1:47.69	1:47.18	1:49.17	
82	Josh MOUNCE									
Lap	1	2	3	4	5	6	7	8	9	10
1	2:12.45	1:53.11	1:55.64	1:50.48	1:58.30	1:50.44	1:50.80	1:51.55		
84	Chris THOMAS									
Lap	1	2	3	4	5	6	7	8	9	10
1	2:14.00	1:51.93	1:54.61	1:49.35	1:47.94	1:49.94	1:48.20	1:47.74	1:49.01	
85	Nigel RALPHSON									
Lap	1	2	3	4	5	6	7	8	9	10
1	2:02.06	1:48.73	1:57.28	1:49.28	1:47.87	1:48.27	1:48.76	1:48.90	1:48.63	
88	Stuart NICHOLLS									
Lap	1	2	3	4	5	6	7	8	9	10
1	2:08.24	1:47.81	1:48.47	1:47.16	1:46.16	2:01.02	1:50.16	1:46.07	1:46.12	

89 Mick NICHOLLS

Lap	1	2	3	4	5	6	7	8	9	10
1	2:17.65	1:49.49	1:51.65	1:49.15	1:47.79	1:48.42	1:47.60	1:47.02	1:48.25	

92 Paul CALLAWAY

Lap	1	2	3	4	5	6	7	8	9	10
1	2:49.75	2:01.37	1:54.92	1:53.47	1:52.12	1:55.07	1:55.29	1:52.31		

RACE GRID

Toyota MR2 Championship

Race 13

ROW 16

ROW 15

ROW 14

ROW 13

ROW 12

ROW 11

ROW 10

ROW 9

ROW 8

ROW 7

ROW 6

ROW 5

ROW 4

ROW 3

ROW 2

ROW 1

		42 01:57.850 Andrew FRANKLING
37 01:57.450 Michael WELLS	67 01:55.240 Simon QUINN	
	49 01:54.000 David ROWE	92 01:52.120 Paul CALLAWAY
51 01:50.860 Matthew ROWE	82 01:50.440 Josh MOUNCE	
	60 01:50.210 Trevor COOPER	79 01:49.260 Jonathan GRIMES
13 01:49.210 David SHEAD	36 01:49.040 Will POWELL	
	4 01:48.930 Peter HIGTON	17 01:48.820 Maxine NICHOLLS
29 01:47.940 Martin FAHY	85 01:47.870 Nigel RALPHSON	
	84 01:47.740 Chris THOMAS	33 01:47.660 Alex KNIGHT
26 01:47.600 Paul COOK	34 01:47.520 Shane MANSBRIDGE	
	80 01:47.180 David ASBURY	89 01:47.020 Mick NICHOLLS
9 01:46.880 Martin FARRELLY	31 01:46.520 Ben ROWE	
	71 01:46.500 Graham MALINGS	11 01:46.480 Jim DAVIES
40 01:46.280 Lewis WARD	88 01:46.070 Stuart NICHOLLS	
	2 01:45.900 Kristian WHITE	27 01:45.450 Shaun TRAYNOR

POLE



Provisional Results - Race 13

PI	No	Cl	Name	Car	Laps	Time	Behind	MPH	Best Lap on	MPH
1	27	B	Shaun TRAYNOR	Toyota MR2 Mk2	5	8:56.18		68.82	1:45.52	4 69.94
2	2	B	Kristian WHITE	Toyota MR2 Mk2	5	8:59.50	3.32	68.40	1:45.86	3 69.71
3	40	B	Lewis WARD	Toyota MR2 Mk2	5	9:01.55	5.37	68.14	1:46.21	3 69.48
4	88	C	Stuart NICHOLLS	Toyota MR2 Roadster	5	9:02.81	6.63	67.98	1:46.17	4 69.51
5	71	B	Graham MALINGS	Toyota MR2 Mk2	5	9:04.99	8.81	67.71	1:46.80	4 69.10
6	11	B	Jim DAVIES	Toyota MR2 Mk2	5	9:05.82	9.64	67.60	1:46.89	2 69.04
7	31	B	Ben ROWE	Toyota MR2 Mk2	5	9:07.71	11.53	67.37	1:46.81	3 69.09
8	26	B	Paul COOK	Toyota MR2 Mk2	5	9:08.22	12.04	67.31	1:46.71	3 69.16
9	34	B	Shane MANSBRIDGE	Toyota MR2 Mk2	5	9:09.54	13.36	67.15	1:47.44	4 68.69
10	9	B	Martin FARRELLY	Toyota MR2 Mk2	5	9:11.08	14.90	66.96	1:47.10	5 68.91
11	89	C	Mick NICHOLLS	Toyota MR2 Roadster	5	9:13.28	17.10	66.69	1:47.72	5 68.51
12	85	B	Nigel RALPHSON	Toyota MR2 Mk2	5	9:15.11	18.93	66.47	1:48.14	3 68.24
13	80	B	David ASBURY	Toyota MR2 Mk2	5	9:15.68	19.50	66.41	1:47.46	2 68.68
14	33	B	Alex KNIGHT	Toyota MR2 Mk2	5	9:16.01	19.83	66.37	1:48.31	3 68.14
15	84	B	Chris THOMAS	Toyota MR2 Mk2	5	9:17.17	20.99	66.23	1:48.15	4 68.24
16	4	C	Peter HIGTON	Toyota MR2 Roadster	5	9:17.63	21.45	66.17	1:48.45	3 68.05
17	51	C	Matthew ROWE	Toyota MR2 Roadster	5	9:18.10	21.92	66.12	1:47.16	5 68.87
18	29	B	Martin FAHY	Toyota MR2 Mk2	5	9:20.45	24.27	65.84	1:48.83	5 67.81
19	79	C	Jonathan GRIMES	Toyota MR2 Roadster	5	9:20.87	24.69	65.79	1:48.15	5 68.24
20	60	B	Trevor COOPER	Toyota MR2 Mk2	5	9:22.25	26.07	65.63	1:48.35	5 68.11
21	13	B	David SHEAD	Toyota MR2 Mk2	5	9:23.63	27.45	65.47	1:48.96	2 67.73
22	82	C	Josh MOUNCE	Toyota MR2 Roadster	5	9:32.68	36.50	64.43	1:50.24	3 66.94
23	92	A	Paul CALLAWAY	Toyota MR2 Mk1	5	9:39.34	43.16	63.69	1:52.14	2 65.81
24	17	C	Maxine NICHOLLS	Toyota MR2 Roadster	5	9:44.13	47.95	63.17	1:49.09	3 67.65
25	67	B	Simon QUINN	Toyota MR2 Mk2	5	9:47.00	50.82	62.86	1:53.14	3 65.23
26	49	B	David ROWE	Toyota MR2 Mk2	5	9:53.43	57.25	62.18	1:54.35	2 64.54
27	42	B	Andrew FRANKLING	Toyota MR2 Mk2	5	9:56.97	1:00.79	61.81	1:55.73	3 63.77

Not-Classified

36	B	Will POWELL	Toyota MR2 Mk2	5	9:27.06	NCF	65.07	1:50.08	3	67.04
----	---	-------------	----------------	---	---------	-----	-------	---------	---	-------

Non-Starters

37	C	Michael WELLS	Toyota MR2 Roadster
----	---	---------------	---------------------

Fastest Lap

27	B	Shaun TRAYNOR	Toyota MR2 Mk2	1:45.52	4	69.94	Rec
88	C	Stuart NICHOLLS	Toyota MR2 Roadster	1:46.17	4	69.51	
92	A	Paul CALLAWAY	Toyota MR2 Mk1	1:52.14	2	65.81	Rec

Red flag, result declared. No 36 not running at time of red flag.

Weather / Track:

Start Time : 11:51

Knockingtonham Internation Super Sportscar Lon

11 Sep 16 12:06

Clerk of Course :	Time Issued :	Chief Timekeeper : Terry Stevens
-------------------	---------------	----------------------------------

THESE RESULTS REMAIN PROVISIONAL FOR A MINIMUM OF 30 MINUTES FROM THE TIME OF ISSUE AND UNTIL ALL JUDICIAL AND TECHNICAL MATTERS HAVE BEEN SETTLED.

Lap Chart

Toyota MR2 Championship - Race 13

Lap 1		Lap 2		Lap 3		Lap 4		Lap 5		Lap 6		Lap 7		Lap 8		Lap 9		Lap 10	
No	Time	No	Time	No	Time	No	Time	No	Time	No	Time	No	Time	No	Time	No	Time	No	Time
27	1:53.10	27	3:38.73	27	5:24.65	27	7:10.17	27	8:56.18										
2	1:55.34	2	3:41.81	2	5:27.67	2	7:13.64	2	8:59.50										
40	1:56.11	40	3:42.56	40	5:28.77	40	7:15.32	40	9:01.55										
88	1:56.47	88	3:43.05	88	5:30.05	88	7:16.22	88	9:02.81										
11	1:56.65	11	3:43.54	71	5:31.06	71	7:17.86	71	9:04.99										
71	1:56.99	71	3:43.87	11	5:31.28	11	7:18.78	11	9:05.82										
31	1:57.50	26	3:45.03	26	5:31.74	26	7:19.15	31	9:07.71										
26	1:57.53	31	3:45.63	31	5:32.44	31	7:19.89	26	9:08.22										
89	1:58.37	34	3:46.32	34	5:34.16	34	7:21.60	34	9:09.54										
34	1:58.53	89	3:46.93	89	5:36.10	9	7:23.98	9	9:11.08										
9	1:58.84	9	3:47.12	9	5:36.51	89	7:25.56	89	9:13.28										
80	2:00.69	80	3:48.15	85	5:37.20	85	7:26.87	85	9:15.11										
85	2:00.89	85	3:49.06	80	5:37.44	80	7:26.88	80	9:15.68										
33	2:00.91	33	3:49.58	33	5:37.89	33	7:27.13	33	9:16.01										
4	2:01.23	4	3:50.93	4	5:39.38	4	7:28.15	84	9:17.17										
84	2:01.64	84	3:51.79	84	5:40.58	84	7:28.73	4	9:17.63										
60	2:02.14	51	3:52.26	51	5:40.87	51	7:30.94	51	9:18.10										
29	2:02.75	60	3:53.02	29	5:42.78	29	7:31.62	29	9:20.45										
51	2:03.20	29	3:53.10	79	5:43.23	79	7:32.72	79	9:20.87										
79	2:03.86	79	3:53.60	60	5:44.32	60	7:33.90	60	9:22.25										
36	2:04.46	36	3:54.83	36	5:44.91	13	7:34.08	13	9:23.63										
17	2:04.66	13	3:55.81	13	5:45.11	36	7:36.15	36	9:27.06										
13	2:06.85	17	3:56.51	17	5:45.60	17	7:36.43	82	9:32.68										
49	2:06.88	92	3:59.82	82	5:51.61	82	7:42.10	92	9:39.34										
92	2:07.68	49	4:01.23	92	5:53.36	92	7:45.90	17	9:44.13										
82	2:08.71	82	4:01.37	49	5:55.97	67	7:51.99	67	9:47.00										
67	2:09.11	67	4:04.60	67	5:57.74	49	7:58.20	49	9:53.43										
42	2:10.02	42	4:06.30	42	6:02.03	42	7:59.51	42	9:56.97										

Toyota MR2 Championship

LAP TIMES - Race 13

2	Kristian WHITE										
	Lap	1	2	3	4	5	6	7	8	9	10
	1	1:53.16	1:46.47	1:45.86	1:45.97	1:45.86					
4	Peter HIGTON										
	Lap	1	2	3	4	5	6	7	8	9	10
	1	1:55.34	1:49.70	1:48.45	1:48.77	1:49.48					
9	Martin FARRELLY										
	Lap	1	2	3	4	5	6	7	8	9	10
	1	1:54.75	1:48.28	1:49.39	1:47.47	1:47.10					
11	Jim DAVIES										
	Lap	1	2	3	4	5	6	7	8	9	10
	1	1:53.29	1:46.89	1:47.74	1:47.50	1:47.04					
13	David SHEAD										
	Lap	1	2	3	4	5	6	7	8	9	10
	1	2:00.04	1:48.96	1:49.30	1:48.97	1:49.55					
17	Maxine NICHOLLS										
	Lap	1	2	3	4	5	6	7	8	9	10
	1	1:58.48	1:51.85	1:49.09	1:50.83	2:07.70					
26	Paul COOK										
	Lap	1	2	3	4	5	6	7	8	9	10
	1	1:52.82	1:47.50	1:46.71	1:47.41	1:49.07					
27	Shaun TRAYNOR										
	Lap	1	2	3	4	5	6	7	8	9	10
	1	1:50.89	1:45.63	1:45.92	1:45.52	1:46.01					
29	Martin FAHY										
	Lap	1	2	3	4	5	6	7	8	9	10
	1	1:56.89	1:50.35	1:49.68	1:48.84	1:48.83					
31	Ben ROWE										
	Lap	1	2	3	4	5	6	7	8	9	10
	1	1:53.54	1:48.13	1:46.81	1:47.45	1:47.82					
33	Alex KNIGHT										
	Lap	1	2	3	4	5	6	7	8	9	10
	1	1:55.93	1:48.67	1:48.31	1:49.24	1:48.88					
34	Shane MANSBRIDGE										
	Lap	1	2	3	4	5	6	7	8	9	10
	1	1:53.67	1:47.79	1:47.84	1:47.44	1:47.94					
36	Will POWELL										
	Lap	1	2	3	4	5	6	7	8	9	10
	1	1:58.02	1:50.37	1:50.08	1:51.24	1:50.91					

40	Lewis WARD										
	Lap	1	2	3	4	5	6	7	8	9	10
	1	1:53.43	1:46.45	1:46.21	1:46.55	1:46.23					
42	Andrew FRANKLING										
	Lap	1	2	3	4	5	6	7	8	9	10
	1	2:01.74	1:56.28	1:55.73	1:57.48	1:57.46					
49	David ROWE										
	Lap	1	2	3	4	5	6	7	8	9	10
	1	1:59.09	1:54.35	1:54.74	2:02.23	1:55.23					
51	Matthew ROWE										
	Lap	1	2	3	4	5	6	7	8	9	10
	1	1:56.50	1:49.06	1:48.61	1:50.07	1:47.16					
60	Trevor COOPER										
	Lap	1	2	3	4	5	6	7	8	9	10
	1	1:55.48	1:50.88	1:51.30	1:49.58	1:48.35					
67	Simon QUINN										
	Lap	1	2	3	4	5	6	7	8	9	10
	1	2:00.96	1:55.49	1:53.14	1:54.25	1:55.01					
71	Graham MALINGS										
	Lap	1	2	3	4	5	6	7	8	9	10
	1	1:53.70	1:46.88	1:47.19	1:46.80	1:47.13					
79	Jonathan GRIMES										
	Lap	1	2	3	4	5	6	7	8	9	10
	1	1:57.26	1:49.74	1:49.63	1:49.49	1:48.15					
80	David ASBURY										
	Lap	1	2	3	4	5	6	7	8	9	10
	1	1:56.38	1:47.46	1:49.29	1:49.44	1:48.80					
82	Josh MOUNCE										
	Lap	1	2	3	4	5	6	7	8	9	10
	1	2:01.62	1:52.66	1:50.24	1:50.49	1:50.58					
84	Chris THOMAS										
	Lap	1	2	3	4	5	6	7	8	9	10
	1	1:56.40	1:50.15	1:48.79	1:48.15	1:48.44					
85	Nigel RALPHSON										
	Lap	1	2	3	4	5	6	7	8	9	10
	1	1:55.49	1:48.17	1:48.14	1:49.67	1:48.24					
88	Stuart NICHOLLS										
	Lap	1	2	3	4	5	6	7	8	9	10
	1	1:53.50	1:46.58	1:47.00	1:46.17	1:46.59					
89	Mick NICHOLLS										
	Lap	1	2	3	4	5	6	7	8	9	10
	1	1:54.18	1:48.56	1:49.17	1:49.46	1:47.72					

92 Paul CALLAWAY


Lap	1	2	3	4	5	6	7	8	9	10
1	2:00.13	1:52.14	1:53.54	1:52.54	1:53.44					

RACE GRID

Toyota MR2 Championship

Race 19

ROW 16




ROW 15




ROW 14



ROW 13




ROW 12



ROW 11



ROW 10



ROW 9



ROW 8



ROW 7



ROW 6



ROW 5



ROW 4



ROW 3



ROW 2



ROW 1



POLE



Provisional Results - Race 19

Pl	No	Cl	Name	Car	Laps	Time	Behind	MPH	Best Lap on	MPH
1	27	B	Shaun TRAYNOR	Toyota MR2 Mk2	9	16:08.94		68.55	1:45.52	3 69.94
2	2	B	Kristian WHITE	Toyota MR2 Mk2	9	16:10.61	1.67	68.43	1:46.01	2 69.62
3	88	C	Stuart NICHOLLS	Toyota MR2 Roadster	9	16:13.61	4.67	68.22	1:46.62	2 69.22
4	26	B	Paul COOK	Toyota MR2 Mk2	9	16:15.88	6.94	68.06	1:47.06	3 68.93
5	31	B	Ben ROWE	Toyota MR2 Mk2	9	16:16.71	7.77	68.00	1:46.78	5 69.11
6	51	C	Matthew ROWE	Toyota MR2 Roadster	9	16:17.41	8.47	67.96	1:47.03	3 68.95
7	9	B	Martin FARRELLY	Toyota MR2 Mk2	9	16:22.49	13.55	67.60	1:47.14	2 68.88
8	11	B	Jim DAVIES	Toyota MR2 Mk2	9	16:27.17	18.23	67.28	1:46.70	7 69.17
9	34	B	Shane MANSBRIDGE	Toyota MR2 Mk2	9	16:27.67	18.73	67.25	1:47.80	4 68.46
10	80	B	David ASBURY	Toyota MR2 Mk2	9	16:35.59	26.65	66.71	1:48.29	6 68.15
11	4	C	Peter HIGTON	Toyota MR2 Roadster	9	16:42.44	33.50	66.26	1:48.54	3 67.99
12	89	C	Mick NICHOLLS	Toyota MR2 Roadster	9	16:43.30	34.36	66.20	1:48.78	6 67.84
13	33	B	Alex KNIGHT	Toyota MR2 Mk2	9	16:43.81	34.87	66.17	1:49.39	2 67.47
14	29	B	Martin FAHY	Toyota MR2 Mk2	9	16:44.01	35.07	66.15	1:48.76	4 67.86
15	85	B	Nigel RALPHSON	Toyota MR2 Mk2	9	16:47.32	38.38	65.94	1:50.42	6 66.84
16	60	B	Trevor COOPER	Toyota MR2 Mk2	9	16:50.16	41.22	65.75	1:49.89	6 67.16
17	17	C	Maxine NICHOLLS	Toyota MR2 Roadster	9	16:57.22	48.28	65.30	1:49.80	6 67.21
18	13	B	David SHEAD	Toyota MR2 Mk2	9	16:58.16	49.22	65.24	1:49.47	5 67.42
19	82	C	Josh MOUNCE	Toyota MR2 Roadster	9	17:06.36	57.42	64.71	1:50.93	3 66.53
20	92	A	Paul CALLAWAY	Toyota MR2 Mk1	9	17:18.94	1:10.00	63.93	1:52.80	3 65.43
21	49	B	David ROWE	Toyota MR2 Mk2	9	17:31.15	1:22.21	63.19	1:53.47	2 65.04
22	67	B	Simon QUINN	Toyota MR2 Mk2	9	17:32.84	1:23.90	63.09	1:54.27	3 64.58
23	42	B	Andrew FRANKLING	Toyota MR2 Mk2	9	18:01.13	1:52.19	61.44	1:56.01	2 63.62
24	79	C	Jonathan GRIMES	Toyota MR2 Roadster	8	17:44.74	1 Lap	55.45	1:49.23	3 67.56

Not-Classified

40	B	Lewis WARD	Toyota MR2 Mk2	8	14:23.35	DNF	68.38	1:45.82	6 69.74
84	B	Chris THOMAS	Toyota MR2 Mk2	8	14:50.25	DNF	66.32	1:48.93	5 67.75
71	B	Graham MALINGS	Toyota MR2 Mk2	2	3:45.81	DNF	65.36	1:47.67	2 68.54

Non-Starters

36	B	Will POWELL	Toyota MR2 Mk2
37	C	Michael WELLS	Toyota MR2 Roadster

Fastest Lap

27	B	Shaun TRAYNOR	Toyota MR2 Mk2				1:45.52	3 69.94
88	C	Stuart NICHOLLS	Toyota MR2 Roadster				1:46.62	2 69.22
92	A	Paul CALLAWAY	Toyota MR2 Mk1				1:52.80	3 65.43

Weather / Track:

Start Time : 15:45

Knockington International Super Sportscar London

11 Sep 16 16:04

Clerk of Course :	Time Issued :	Chief Timekeeper : Terry Stevens
-------------------	---------------	----------------------------------

THESE RESULTS REMAIN PROVISIONAL FOR A MINIMUM OF 30 MINUTES FROM THE TIME OF ISSUE AND UNTIL ALL JUDICIAL AND TECHNICAL MATTERS HAVE BEEN SETTLED.

Lap Chart

Toyota MR2 Championship - Race 19

Lap 1		Lap 2		Lap 3		Lap 4		Lap 5		Lap 6		Lap 7		Lap 8		Lap 9		Lap 10	
No	Time	No	Time	No	Time	No	Time	No	Time	No	Time	No	Time	No	Time	No	Time	No	Time
2	1:53.41	2	3:39.42	2	5:25.69	2	7:11.96	2	8:58.17	2	10:45.91	2	12:33.66	27	14:21.70	27	16:08.94		
27	1:54.19	27	3:40.49	27	5:26.01	27	7:12.47	27	8:58.84	27	10:46.22	27	12:33.73	2	14:22.90	2	16:10.61		
40	1:54.86	88	3:41.85	40	5:28.80	40	7:15.30	40	9:01.67	40	10:47.49	40	12:34.03	40	14:23.35	88	16:13.61		
88	1:55.23	40	3:42.20	88	5:29.10	88	7:16.18	88	9:03.08	88	10:50.14	88	12:37.88	88	14:25.85	26	16:15.88		
26	1:56.22	26	3:43.44	26	5:30.50	26	7:17.56	26	9:04.96	26	10:52.76	26	12:40.71	26	14:28.31	31	16:16.71		
31	1:56.88	31	3:43.96	31	5:31.01	31	7:18.37	31	9:05.15	31	10:53.24	31	12:41.86	31	14:29.18	51	16:17.41		
51	1:57.10	51	3:44.42	51	5:31.45	51	7:18.87	51	9:06.22	51	10:54.02	51	12:42.38	51	14:29.55	9	16:22.49		
71	1:58.14	9	3:45.31	9	5:34.08	9	7:21.41	9	9:09.12	9	10:57.96	9	12:45.69	9	14:33.54	11	16:27.17		
9	1:58.17	71	3:45.81	34	5:35.01	34	7:22.81	34	9:11.90	34	11:00.44	34	12:49.17	34	14:37.95	34	16:27.67		
34	1:58.52	34	3:46.78	33	5:39.02	33	7:28.62	11	9:18.65	11	11:05.48	11	12:52.18	11	14:39.93	80	16:35.59		
85	1:58.93	85	3:49.42	85	5:39.96	80	7:30.72	33	9:19.39	80	11:07.90	80	12:56.56	80	14:45.71	4	16:42.44		
89	1:59.78	33	3:49.56	80	5:40.19	11	7:30.76	80	9:19.61	89	11:09.26	89	13:00.20	89	14:49.79	89	16:43.30		
33	2:00.17	89	3:50.07	89	5:40.65	89	7:31.31	89	9:20.48	33	11:09.97	84	13:00.96	84	14:50.25	33	16:43.81		
84	2:01.14	80	3:51.33	11	5:41.14	85	7:31.66	84	9:21.03	84	11:10.19	4	13:02.07	4	14:51.16	29	16:44.01		
80	2:01.25	84	3:52.14	84	5:41.75	79	7:31.81	79	9:21.14	4	11:11.77	33	13:02.64	33	14:52.50	85	16:47.32		
79	2:01.59	79	3:52.83	79	5:42.06	84	7:32.10	4	9:22.52	85	11:13.99	29	13:05.11	29	14:53.94	60	16:50.16		
4	2:02.01	11	3:53.03	4	5:42.58	4	7:32.72	85	9:23.57	29	11:14.31	85	13:05.26	85	14:56.06	17	16:57.22		
60	2:02.83	4	3:54.04	60	5:47.16	29	7:35.95	29	9:24.97	60	11:18.06	60	13:08.50	60	14:59.44	13	16:58.16		
29	2:02.97	60	3:55.16	29	5:47.19	60	7:37.91	60	9:28.17	17	11:18.39	17	13:12.92	17	15:06.51	82	17:06.36		
11	2:03.11	13	3:55.20	17	5:47.39	17	7:38.41	17	9:28.59	82	11:25.29	13	13:15.37	13	15:07.20	92	17:18.94		
13	2:04.12	29	3:55.62	82	5:48.31	82	7:39.86	82	9:31.02	13	11:25.66	82	13:16.98	82	15:13.06	49	17:31.15		
82	2:04.58	17	3:56.23	92	5:52.95	13	7:45.49	13	9:34.96	92	11:33.62	92	13:26.84	92	15:21.03	67	17:32.84		
17	2:05.13	82	3:57.38	13	5:54.90	92	7:46.77	92	9:39.64	49	11:44.12	49	13:40.69	49	15:35.24	79	17:44.74 *1		
92	2:07.10	92	4:00.15	49	5:56.74	49	7:53.20	49	9:49.08	67	11:44.79	67	13:41.11	67	15:36.18	42	18:01.13		
49	2:08.02	49	4:01.49	67	5:58.11	67	7:53.84	67	9:49.68	42	11:57.34	79	13:42.41 *1	79	15:51.48 *1				
42	2:08.82	67	4:03.84	42	6:02.22	42	8:00.11	42	9:58.00			42	13:56.85	42	15:57.00				
67	2:08.91	42	4:04.83																

Toyota MR2 Championship

LAP TIMES - Race 19

2	Kristian WHITE										
	Lap	1	2	3	4	5	6	7	8	9	10
	1	1:51.21	1:46.01	1:46.27	1:46.27	1:46.21	1:47.74	1:47.75	1:49.24	1:47.71	
4	Peter HIGTON										
	Lap	1	2	3	4	5	6	7	8	9	10
	1	1:55.82	1:52.03	1:48.54	1:50.14	1:49.80	1:49.25	1:50.30	1:49.09	1:51.28	
9	Martin FARRELLY										
	Lap	1	2	3	4	5	6	7	8	9	10
	1	1:53.74	1:47.14	1:48.77	1:47.33	1:47.71	1:48.84	1:47.73	1:47.85	1:48.95	
11	Jim DAVIES										
	Lap	1	2	3	4	5	6	7	8	9	10
	1	1:59.31	1:49.92	1:48.11	1:49.62	1:47.89	1:46.83	1:46.70	1:47.75	1:47.24	
13	David SHEAD										
	Lap	1	2	3	4	5	6	7	8	9	10
	1	1:57.41	1:51.08	1:59.70	1:50.59	1:49.47	1:50.70	1:49.71	1:51.83	1:50.96	
17	Maxine NICHOLLS										
	Lap	1	2	3	4	5	6	7	8	9	10
	1	1:58.36	1:51.10	1:51.16	1:51.02	1:50.18	1:49.80	1:54.53	1:53.59	1:50.71	
26	Paul COOK										
	Lap	1	2	3	4	5	6	7	8	9	10
	1	1:52.86	1:47.22	1:47.06	1:47.06	1:47.40	1:47.80	1:47.95	1:47.60	1:47.57	
27	Shaun TRAYNOR										
	Lap	1	2	3	4	5	6	7	8	9	10
	1	1:52.00	1:46.30	1:45.52	1:46.46	1:46.37	1:47.38	1:47.51	1:47.97	1:47.24	
29	Martin FAHY										
	Lap	1	2	3	4	5	6	7	8	9	10
	1	1:56.46	1:52.65	1:51.57	1:48.76	1:49.02	1:49.34	1:50.80	1:48.83	1:50.07	
31	Ben ROWE										
	Lap	1	2	3	4	5	6	7	8	9	10
	1	1:52.92	1:47.08	1:47.05	1:47.36	1:46.78	1:48.09	1:48.62	1:47.32	1:47.53	
33	Alex KNIGHT										
	Lap	1	2	3	4	5	6	7	8	9	10
	1	1:54.50	1:49.39	1:49.46	1:49.60	1:50.77	1:50.58	1:52.67	1:49.86	1:51.31	
34	Shane MANSBRIDGE										
	Lap	1	2	3	4	5	6	7	8	9	10
	1	1:53.73	1:48.26	1:48.23	1:47.80	1:49.09	1:48.54	1:48.73	1:48.78	1:49.72	
40	Lewis WARD										
	Lap	1	2	3	4	5	6	7	8	9	10
	1	1:52.21	1:47.34	1:46.60	1:46.50	1:46.37	1:45.82	1:46.54	1:49.32		

42	Andrew FRANKLING									
Lap	1	2	3	4	5	6	7	8	9	10
1	2:01.02	1:56.01	1:57.39	1:57.89	1:57.89	1:59.34	1:59.51	2:00.15	2:04.13	
49	David ROWE									
Lap	1	2	3	4	5	6	7	8	9	10
1	2:00.12	1:53.47	1:55.25	1:56.46	1:55.88	1:55.04	1:56.57	1:54.55	1:55.91	
51	Matthew ROWE									
Lap	1	2	3	4	5	6	7	8	9	10
1	1:53.03	1:47.32	1:47.03	1:47.42	1:47.35	1:47.80	1:48.36	1:47.17	1:47.86	
60	Trevor COOPER									
Lap	1	2	3	4	5	6	7	8	9	10
1	1:56.91	1:52.33	1:52.00	1:50.75	1:50.26	1:49.89	1:50.44	1:50.94	1:50.72	
67	Simon QUINN									
Lap	1	2	3	4	5	6	7	8	9	10
1	2:01.54	1:54.93	1:54.27	1:55.73	1:55.84	1:55.11	1:56.32	1:55.07	1:56.66	
71	Graham MALINGS									
Lap	1	2	3	4	5	6	7	8	9	10
1	1:54.77	1:47.67								
79	Jonathan GRIMES									
Lap	1	2	3	4	5	6	7	8	9	10
1	1:56.23	1:51.24	1:49.23	1:49.75	1:49.33	4:21.27	2:09.07	1:53.26		
80	David ASBURY									
Lap	1	2	3	4	5	6	7	8	9	10
1	1:56.59	1:50.08	1:48.86	1:50.53	1:48.89	1:48.29	1:48.66	1:49.15	1:49.88	
82	Josh MOUNCE									
Lap	1	2	3	4	5	6	7	8	9	10
1	1:57.68	1:52.80	1:50.93	1:51.55	1:51.16	1:54.27	1:51.69	1:56.08	1:53.30	
84	Chris THOMAS									
Lap	1	2	3	4	5	6	7	8	9	10
1	1:55.55	1:51.00	1:49.61	1:50.35	1:48.93	1:49.16	1:50.77	1:49.29		
85	Nigel RALPHSON									
Lap	1	2	3	4	5	6	7	8	9	10
1	1:53.85	1:50.49	1:50.54	1:51.70	1:51.91	1:50.42	1:51.27	1:50.80	1:51.26	
88	Stuart NICHOLLS									
Lap	1	2	3	4	5	6	7	8	9	10
1	1:52.38	1:46.62	1:47.25	1:47.08	1:46.90	1:47.06	1:47.74	1:47.97	1:47.76	
89	Mick NICHOLLS									
Lap	1	2	3	4	5	6	7	8	9	10
1	1:54.65	1:50.29	1:50.58	1:50.66	1:49.17	1:48.78	1:50.94	1:49.59	1:53.51	
92	Paul CALLAWAY									
Lap	1	2	3	4	5	6	7	8	9	10
1	1:59.80	1:53.05	1:52.80	1:53.82	1:52.87	1:53.98	1:53.22	1:54.19	1:57.91	