



TOYO TIRES TOYOTA MR2 CHAMPIONSHIP

Castle Combe Circuit

30th August 2021



Results Provided by Timing Solutions Ltd

www.tsl-timing.com

750MC MR2 Championship

QUALIFYING - RACE 4 - CLASSIFICATION

POS	NO	CL	PIC NAME	ENTRY	TIME	ON	LAPS	GAP	DIFF	MPH
1	96	C	1 Aaron COOKE	Toyota MR2 Roadster	1:19.635	6	6			83.63
2	27	C	2 Shaun TRAYNOR	Toyota MR2 Roadster	1:19.981	6	6	0.346	0.346	83.27
3	50	B	1 Cam WALTON	Toyota MR2	1:20.070	6	6	0.435	0.089	83.17
4	26	B	2 Paul COOK	Toyota MR2	1:20.683	5	6	1.048	0.613	82.54
5	69	C	3 Daniel BRYANT	Toyota MR2 Roadster	1:20.863	5	6	1.228	0.180	82.36
6	2	B	3 Ben ROWE	Toyota MR2	1:21.008	6	6	1.373	0.145	82.21
7	11	C	4 Adam LOCKWOOD	Toyota MR2 Roadster	1:21.116	6	6	1.481	0.108	82.10
8	25	B	4 Paul HINSON	Toyota MR2	1:21.251	4	6	1.616	0.135	81.96
9	86	B	5 Leigh BROWN	Toyota MR2	1:21.421	6	6	1.786	0.170	81.79
10	71	C	5 Graham MALINGS	Toyota MR2 Roadster	1:21.505	3	5	1.870	0.084	81.71
11	24	C	6 Daniel SILVESTER	Toyota MR2 Roadster	1:21.592	6	6	1.957	0.087	81.62
12	18	B	6 Sam HARPER	Toyota MR2	1:21.792	5	6	2.157	0.200	81.42
13	84	C	7 Neil STRATTON	Toyota MR2 Roadster	1:21.835	3	6	2.200	0.043	81.38
14	34	B	7 Shane MANSBRIDGE	Toyota MR2	1:21.875	3	6	2.240	0.040	81.34
15	78	C	8 Jim MEW	Toyota MR2 Roadster	1:21.937	5	6	2.302	0.062	81.28
16	6	B	8 Darren ALDWORTH	Toyota MR2	1:21.979	5	6	2.344	0.042	81.24
17	12	B	9 Gary PATERSON	Toyota MR2	1:22.328	3	5	2.693	0.349	80.89
18	68	B	10 Jim COOKE	Toyota MR2	1:22.953	5	6	3.318	0.625	80.28
19	99	B	11 Oliver ALDWORTH	Toyota MR2	1:24.125	4	6	4.490	1.172	79.16
20	5	A	1 Dave HEMINGWAY	Toyota MR2	1:24.327	4	6	4.692	0.202	78.97
21	65	B	12 Vere OLDRIDGE	Toyota MR2	1:24.400	6	6	4.765	0.073	78.91
22	79	C	9 Jonathan GRIMES	Toyota MR2 Roadster	1:24.647	5	6	5.012	0.247	78.68
23	30	B	13 Andy WILLIAMS	Toyota MR2	1:24.847	5	6	5.212	0.200	78.49
24	74	C	10 David MUSTARDE	Toyota MR2 Roadster	1:25.132	1	1	5.497	0.285	78.23
25	23*	B	14 Adam HEIT	Toyota MR2	1:25.330	2	5	5.695	0.198	78.05
26	20	C	11 Patrick STONER	Toyota MR2 Roadster	1:25.412	6	6	5.777	0.082	77.97
27	14	A	2 Gareth BAXTER	Toyota MR2	1:25.795	3	5	6.160	0.383	77.62
28	13	C	12 Rhys DORMAN	Toyota MR2 Roadster	1:26.396	2	5	6.761	0.601	77.08
29	59	B	15 David ROWE	Toyota MR2	1:27.141	4	6	7.506	0.745	76.42
30	52	C	13 Nick EMMONY	Toyota MR2 Roadster	1:27.850	4	5	8.215	0.709	75.81
31	70	C	14 Stuart BRIERLEY	Toyota MR2 Roadster	1:28.454	4	6	8.819	0.604	75.29
32	16	A	3 Danial FARMER	Toyota MR2	1:29.009	2	5	9.374	0.555	74.82

Car No 23 - No working transponder - Please fit for Races.

Weather / Track : Bright / Dry

These results are provisional until the conclusion of any judicial and technical matters.


Castle Combe

Circuit Length = 1.8500 miles

Start: 09:34 Flag 00:00 End: 09:49

Clerk Of Course :	Stewards :	Timekeeper :
-------------------	------------	--------------

750 MC MR2 Championship
RACE 4 - GRID (15 minutes)

ROW 16	31	70 1:28.454 Stuart BRIERLEY	32	16 1:29.009 Danial FARMER
ROW 15	29	59 1:27.141 David ROWE	30	52 1:27.850 Nick EMMONY
ROW 14	27	14 1:25.795 Gareth BAXTER	28	13 1:26.396 Rhys DORMAN
ROW 13	25	23 1:25.330 Adam HEIT	26	20 1:25.412 Patrick STONER
ROW 12	23	30 1:24.847 Andy WILLIAMS	24	74 1:25.132 David MUSTARDE
ROW 11	21	65 1:24.400 Vere OLDRIDGE	22	79 1:24.647 Jonathan GRIMES
ROW 10	19	99 1:24.125 Oliver ALDWORTH	20	5 1:24.327 Dave HEMINGWAY
ROW 9	17	12 1:22.328 Gary PATERSON	18	68 1:22.953 Jim COOKE
ROW 8	15	78 1:21.937 Jim MEW	16	6 1:21.979 Darren ALDWORTH
ROW 7	13	84 1:21.835 Neil STRATTON	14	34 1:21.875 Shane MANSBRIDGE
ROW 6	11	24 1:21.592 Daniel SILVESTER	12	18 1:21.792 Sam HARPER
ROW 5	9	86 1:21.421 Leigh BROWN	10	71 1:21.505 Graham MALINGS
ROW 4	7	25 1:21.251 Paul HINSON	8	26 1:20.683 Paul COOK
ROW 3	5	2 1:21.008 Ben ROWE	6	11 1:21.116 Adam LOCKWOOD
ROW 2	3	50 1:20.070 Cam WALTON	4	69 1:20.863 Daniel BRYANT
ROW 1	1	96 1:19.635 Aaron COOKE	2	27 1:19.981 Shaun TRAYNOR
Pole				
				

Car No 26 - 4 Place Grid penalty from Meeting on 8 August 2021

These results are provisional until the conclusion of any judicial and technical matters.

Castle Combe
Circuit Length = 1.8500 miles

Clerk Of Course :	Stewards :	Timekeeper :

750MC MR2 Championship

QUALIFYING - RACE 4 - LAP ANALYSIS

DIFF = Difference To Personal Best Lap

P1 96 Aaron COOKE				
LAP	LAP TIME	DIFF	MPH	TIME OF DAY
1 -	1:22.098	2.463	81.12	09:38:21.745
2 -	1:33.959	14.324	70.88	09:39:55.704
3 -	1:20.178 (3)	0.543	83.06	09:41:15.882
4 -	1:22.005	2.370	81.21	09:42:37.887
5 -	1:19.797 (2)	0.162	83.46	09:43:57.684
6 -	1:19.635 (1)		83.63	09:45:17.319

P2 27 Shaun TRAYNOR				
LAP	LAP TIME	DIFF	MPH	TIME OF DAY
1 -	1:20.447 (3)	0.466	82.78	09:38:23.701
2 -	1:25.785	5.804	77.63	09:39:49.486
3 -	1:20.905	0.924	82.31	09:41:10.391
4 -	1:22.717	2.736	80.51	09:42:33.108
5 -	1:20.418 (2)	0.437	82.81	09:43:53.526
6 -	1:19.981 (1)		83.27	09:45:13.507

P3 50 Cam WALTON				
LAP	LAP TIME	DIFF	MPH	TIME OF DAY
1 -	1:20.596 (2)	0.526	82.63	09:38:23.208
2 -	1:22.653	2.583	80.57	09:39:45.861
3 -	1:22.994	2.924	80.24	09:41:08.855
4 -	1:20.676 (3)	0.606	82.55	09:42:29.531
5 -	1:20.966	0.896	82.25	09:43:50.497
6 -	1:20.070 (1)		83.17	09:45:10.567

P4 26 Paul COOK				
LAP	LAP TIME	DIFF	MPH	TIME OF DAY
1 -	1:22.766	2.083	80.46	09:37:55.207
2 -	1:21.721	1.038	81.49	09:39:16.928
3 -	1:21.166 (3)	0.483	82.05	09:40:38.094
4 -	1:21.024 (2)	0.341	82.19	09:41:59.118
5 -	1:20.683 (1)		82.54	09:43:19.801
6 -	1:21.463	0.780	81.75	09:44:41.264

P5 69 Daniel BRYANT				
LAP	LAP TIME	DIFF	MPH	TIME OF DAY
1 -	1:22.360	1.497	80.86	09:37:52.302
2 -	1:23.485	2.622	79.77	09:39:15.787
3 -	1:22.908	2.045	80.33	09:40:38.695
4 -	1:21.486 (2)	0.623	81.73	09:42:00.181
5 -	1:20.863 (1)		82.36	09:43:21.044
6 -	1:21.936 (3)	1.073	81.28	09:44:42.980

P6 2 Ben ROWE				
LAP	LAP TIME	DIFF	MPH	TIME OF DAY
1 -	1:24.023	3.015	79.26	09:38:07.967
2 -	1:23.724	2.716	79.54	09:39:31.691
3 -	1:21.535 (3)	0.527	81.68	09:40:53.226
4 -	1:21.243 (2)	0.235	81.97	09:42:14.469
5 -	1:29.030	8.022	74.80	09:43:43.499
6 -	1:21.008 (1)		82.21	09:45:04.507

P7 11 Adam LOCKWOOD				
LAP	LAP TIME	DIFF	MPH	TIME OF DAY
1 -	1:23.292	2.176	79.96	09:37:50.205
2 -	1:22.255	1.139	80.96	09:39:12.460

DIFF = Difference To Personal Best Lap

3 -	1:21.728 (2)	0.612	81.49	09:40:34.188
4 -	1:21.778 (3)	0.662	81.44	09:41:55.966
5 -	1:21.863	0.747	81.35	09:43:17.829
6 -	1:21.116 (1)		82.10	09:44:38.945

P8 25 Paul HINSON				
LAP	LAP TIME	DIFF	MPH	TIME OF DAY
1 -	1:22.758	1.507	80.47	09:37:45.464
2 -	1:21.306 (2)	0.055	81.91	09:39:06.770
3 -	1:21.566 (3)	0.315	81.65	09:40:28.336
4 -	1:21.251 (1)		81.96	09:41:49.587
5 -	1:24.641	3.390	78.68	09:43:14.228
6 -	1:24.286	3.035	79.01	09:44:38.514

P9 86 Leigh BROWN				
LAP	LAP TIME	DIFF	MPH	TIME OF DAY
1 -	1:22.640	1.219	80.59	09:37:59.539
2 -	1:22.679	1.258	80.55	09:39:22.218
3 -	1:22.094 (3)	0.673	81.12	09:40:44.312
4 -	1:22.276	0.855	80.94	09:42:06.588
5 -	1:21.672 (2)	0.251	81.54	09:43:28.260
6 -	1:21.421 (1)		81.79	09:44:49.681

P10 71 Graham MALINGS				
LAP	LAP TIME	DIFF	MPH	TIME OF DAY
1 -	1:27.688	6.183	75.95	09:38:42.655
2 -	1:23.451	1.946	79.80	09:40:06.106
3 -	1:21.505 (1)		81.71	09:41:27.611
4 -	1:22.331 (3)	0.826	80.89	09:42:49.942
5 -	1:21.580 (2)	0.075	81.63	09:44:11.522

P11 24 Daniel SILVESTER				
LAP	LAP TIME	DIFF	MPH	TIME OF DAY
1 -	1:22.545 (3)	0.953	80.68	09:38:26.872
2 -	1:23.315	1.723	79.93	09:39:50.187
3 -	1:26.650	5.058	76.86	09:41:16.837
4 -	1:27.414	5.822	76.18	09:42:44.251
5 -	1:22.139 (2)	0.547	81.08	09:44:06.390
6 -	1:21.592 (1)		81.62	09:45:27.982

P12 18 Sam HARPER				
LAP	LAP TIME	DIFF	MPH	TIME OF DAY
1 -	1:26.128	4.336	77.32	09:38:36.939
2 -	1:25.095	3.303	78.26	09:40:02.034
3 -	1:23.524 (3)	1.732	79.73	09:41:25.558
4 -	1:22.317 (2)	0.525	80.90	09:42:47.875
5 -	1:21.792 (1)		81.42	09:44:09.667
6 -	1:30.814	9.022	73.33	09:45:40.481

P13 84 Neil STRATTON				
LAP	LAP TIME	DIFF	MPH	TIME OF DAY
1 -	1:25.705 (3)	3.870	77.70	09:38:38.023
2 -	1:25.944	4.109	77.49	09:40:03.967
3 -	1:21.835 (1)		81.38	09:41:25.802
4 -	1:26.520	4.685	76.97	09:42:52.322
5 -	1:21.949 (2)	0.114	81.27	09:44:14.271
6 -	1:30.685	8.850	73.44	09:45:44.956

Weather / Track : Bright / Dry

Castle Combe
Circuit Length = 1.8500 miles
Start: 09:34 Flag 00:00 End: 09:49

750MC MR2 Championship

QUALIFYING - RACE 4 - LAP ANALYSIS

DIFF = Difference To Personal Best Lap

P14 34 Shane MANSBRIDGE				
LAP	LAP TIME	DIFF	MPH	TIME OF DAY
1 -	1:26.677	4.802	76.83	09:38:18.880
2 -	1:22.814 (3)	0.939	80.42	09:39:41.694
3 -	1:21.875 (1)		81.34	09:41:03.569
4 -	1:23.063	1.188	80.18	09:42:26.632
5 -	1:22.162 (2)	0.287	81.05	09:43:48.794
6 -	1:23.137	1.262	80.10	09:45:11.931

P15 78 Jim MEW				
LAP	LAP TIME	DIFF	MPH	TIME OF DAY
1 -	1:25.229	3.292	78.14	09:37:54.759
2 -	1:23.308	1.371	79.94	09:39:18.067
3 -	1:22.919	0.982	80.31	09:40:40.986
4 -	1:22.187 (2)	0.250	81.03	09:42:03.173
5 -	1:21.937 (1)		81.28	09:43:25.110
6 -	1:22.702 (3)	0.765	80.53	09:44:47.812

P16 6 Darren ALDWORTH				
LAP	LAP TIME	DIFF	MPH	TIME OF DAY
1 -	1:34.275	12.296	70.64	09:38:45.621
2 -	1:23.782	1.803	79.49	09:40:09.403
3 -	1:22.549 (3)	0.570	80.67	09:41:31.952
4 -	1:22.354 (2)	0.375	80.87	09:42:54.306
5 -	1:21.979 (1)		81.24	09:44:16.285
6 -	1:22.853	0.874	80.38	09:45:39.138

P17 12 Gary PATERSON				
LAP	LAP TIME	DIFF	MPH	TIME OF DAY
1 -	1:28.673	6.345	75.10	09:38:47.306
2 -	1:28.948	6.620	74.87	09:40:16.254
3 -	1:22.328 (1)		80.89	09:41:38.582
4 -	1:25.751 (2)	3.423	77.66	09:43:04.333
5 -	1:26.013 (3)	3.685	77.43	09:44:30.346

P18 68 Jim COOKE				
LAP	LAP TIME	DIFF	MPH	TIME OF DAY
1 -	1:26.347	3.394	77.13	09:38:33.472
2 -	1:23.887	0.934	79.39	09:39:57.359
3 -	1:23.773 (3)	0.820	79.50	09:41:21.132
4 -	1:24.714	1.761	78.61	09:42:45.846
5 -	1:22.953 (1)		80.28	09:44:08.799
6 -	1:23.004 (2)	0.051	80.23	09:45:31.803

P19 99 Oliver ALDWORTH				
LAP	LAP TIME	DIFF	MPH	TIME OF DAY
1 -	1:27.144	3.019	76.42	09:38:13.153
2 -	1:27.599	3.474	76.02	09:39:40.752
3 -	1:26.446	2.321	77.04	09:41:07.198
4 -	1:24.125 (1)		79.16	09:42:31.323
5 -	1:24.429 (2)	0.304	78.88	09:43:55.752
6 -	1:24.546 (3)	0.421	78.77	09:45:20.298

P20 5 Dave HEMINGWAY				
LAP	LAP TIME	DIFF	MPH	TIME OF DAY
1 -	1:27.290	2.963	76.29	09:38:21.616
2 -	1:24.666 (3)	0.339	78.66	09:39:46.282
3 -	1:28.565	4.238	75.19	09:41:14.847

DIFF = Difference To Personal Best Lap

4 -	1:24.327 (1)		78.97	09:42:39.174
5 -	1:24.588 (2)	0.261	78.73	09:44:03.762
6 -	1:27.780	3.453	75.87	09:45:31.542

P21 65 Vere OLDRIDGE				
LAP	LAP TIME	DIFF	MPH	TIME OF DAY
1 -	1:27.149	2.749	76.42	09:38:14.689
2 -	1:26.817	2.417	76.71	09:39:41.506
3 -	1:27.299	2.899	76.28	09:41:08.805
4 -	1:25.114 (3)	0.714	78.24	09:42:33.919
5 -	1:25.010 (2)	0.610	78.34	09:43:58.929
6 -	1:24.400 (1)		78.91	09:45:23.329

P22 79 Jonathan GRIMES				
LAP	LAP TIME	DIFF	MPH	TIME OF DAY
1 -	1:25.700	1.053	77.71	09:38:11.151
2 -	1:26.436	1.789	77.05	09:39:37.587
3 -	1:24.974 (3)	0.327	78.37	09:41:02.561
4 -	1:24.916 (2)	0.269	78.43	09:42:27.477
5 -	1:24.647 (1)		78.68	09:43:52.124
6 -	1:25.126	0.479	78.23	09:45:17.250

P23 30 Andy WILLIAMS				
LAP	LAP TIME	DIFF	MPH	TIME OF DAY
1 -	1:30.061	5.214	73.95	09:38:19.666
2 -	1:25.858 (3)	1.011	77.57	09:39:45.524
3 -	1:26.040	1.193	77.40	09:41:11.564
4 -	1:27.080	2.233	76.48	09:42:38.644
5 -	1:24.847 (1)		78.49	09:44:03.491
6 -	1:25.035 (2)	0.188	78.32	09:45:28.526

P24 74 David MUSTARDE				
LAP	LAP TIME	DIFF	MPH	TIME OF DAY
1 -	1:25.132 (1)		78.23	09:44:35.916

P25 23 Adam HEIT				
LAP	LAP TIME	DIFF	MPH	TIME OF DAY
1 -	1:35.656	10.326	69.62	09:38:50.639
2 -	1:25.330 (1)		78.05	09:40:15.969
3 -	1:29.212 (3)	3.882	74.65	09:41:45.181
4 -	1:27.393 (2)	2.063	76.20	09:43:12.574
5 -	1:32.605	7.275	71.91	09:44:45.179

P26 20 Patrick STONER				
LAP	LAP TIME	DIFF	MPH	TIME OF DAY
1 -	1:30.000	4.588	74.00	09:38:06.805
2 -	1:32.711	7.299	71.83	09:39:39.516
3 -	1:30.706	5.294	73.42	09:41:10.222
4 -	1:26.288 (3)	0.876	77.18	09:42:36.510
5 -	1:25.600 (2)	0.188	77.80	09:44:02.110
6 -	1:25.412 (1)		77.97	09:45:27.522

P27 14 Gareth BAXTER				
LAP	LAP TIME	DIFF	MPH	TIME OF DAY
1 -	1:27.565	1.770	76.05	09:38:43.997
2 -	1:27.188 (3)	1.393	76.38	09:40:11.185
3 -	1:25.795 (1)		77.62	09:41:36.980
4 -	1:28.972	3.177	74.85	09:43:05.952

Weather / Track : Bright / Dry

Castle Combe
Circuit Length = 1.8500 miles
Start: 09:34 Flag 00:00 End: 09:49

750MC MR2 Championship

QUALIFYING - RACE 4 - LAP ANALYSIS

DIFF = Difference To Personal Best Lap

5 - 1:27.154 (2) 1.359 76.41 09:44:33.106

P28 13 Rhys DORMAN				
LAP	LAP TIME	DIFF	MPH	TIME OF DAY
1 -	1:29.982	3.586	74.01	09:38:35.597
2 -	1:26.396 (1)		77.08	09:40:01.993
3 -	1:30.083	3.687	73.93	09:41:32.076
4 -	1:26.709 (2)	0.313	76.80	09:42:58.785
5 -	1:28.452 (3)	2.056	75.29	09:44:27.237

P29 59 David ROWE				
LAP	LAP TIME	DIFF	MPH	TIME OF DAY
1 -	1:29.566	2.425	74.35	09:38:07.253
2 -	1:33.332	6.191	71.35	09:39:40.585
3 -	1:30.559	3.418	73.54	09:41:11.144
4 -	1:27.141 (1)		76.42	09:42:38.285
5 -	1:28.144 (3)	1.003	75.55	09:44:06.429
6 -	1:27.318 (2)	0.177	76.27	09:45:33.747

P30 52 Nick EMMONY				
LAP	LAP TIME	DIFF	MPH	TIME OF DAY
1 -	1:32.188	4.338	72.24	09:38:21.388
2 -	1:29.777 (3)	1.927	74.18	09:39:51.165
3 -	1:28.401 (2)	0.551	75.33	09:41:19.566
4 -	1:27.850 (1)		75.81	09:42:47.416
5 -	1:53.653	25.803	58.59	09:44:41.069

P31 70 Stuart BRIERLEY				
LAP	LAP TIME	DIFF	MPH	TIME OF DAY
1 -	1:29.205 (3)	0.751	74.65	09:37:58.647
2 -	1:29.093 (2)	0.639	74.75	09:39:27.740
3 -	1:29.588	1.134	74.34	09:40:57.328
4 -	1:28.454 (1)		75.29	09:42:25.782
5 -	1:31.682	3.228	72.64	09:43:57.464
6 -	1:29.716	1.262	74.23	09:45:27.180

P32 16 Danial FARMER				
LAP	LAP TIME	DIFF	MPH	TIME OF DAY
1 -	1:33.196	4.187	71.46	09:38:37.668
2 -	1:29.009 (1)		74.82	09:40:06.677
3 -	1:29.284 (2)	0.275	74.59	09:41:35.961
4 -	1:30.550	1.541	73.55	09:43:06.511
5 -	1:29.798 (3)	0.789	74.16	09:44:36.309

750MC MR2 Championship

QUALIFYING - RACE 4 - STATISTICS

Competitors Started 32
Planned Start 2021-08-30 @ 09:50:00.000
Actual Start 2021-08-30 @ 09:34:50.008
Finish Time
Track Length 1.8500mi.
Total Laps 180
Total Distance Covered 333.0015mi.

Session Fastest Lap History

NO	CL	NAME	LAP TIME	TIME OF DAY	LAP	VEHICLE
25	B	Paul HINSON	1:22.758	09:37:45.463	1	Toyota MR2
69	C	Daniel BRYANT	1:22.360	09:37:52.302	1	Toyota MR2 Roadster
96	C	Aaron COOKE	1:22.098	09:38:21.745	1	Toyota MR2 Roadster
50	B	Cam WALTON	1:20.596	09:38:23.210	1	Toyota MR2
27	C	Shaun TRAYNOR	1:20.447	09:38:23.702	1	Toyota MR2 Roadster
96	C	Aaron COOKE	1:20.178	09:41:15.887	3	Toyota MR2 Roadster
96	C	Aaron COOKE	1:19.797	09:43:57.690	5	Toyota MR2 Roadster
96	C	Aaron COOKE	1:19.635	09:45:17.319	6	Toyota MR2 Roadster

Flag History

TYPE	TIME OF DAY
GREEN	09:34:50.008
RED	09:45:51.685

Flag Statistics

TYPE	COUNT	TOTAL LAPS	TOTAL TIME
Green	1	6	11:01.677
Red	1	0	3:35.070
Safety Car	0	0	0.000
FCY	0	0	0.000

750MC MR2 Championship

QUALIFYING - RACE 4 - STATISTICS

CLASS : A

3 Starters

Fastest Lap History

NO	NAME	LAP TIME	TIME OF DAY	LAP	VEHICLE
5	Dave HEMINGWAY	1:27.290	09:38:21.613	1	Toyota MR2
5	Dave HEMINGWAY	1:24.666	09:39:46.279	2	Toyota MR2
5	Dave HEMINGWAY	1:24.327	09:42:39.171	4	Toyota MR2

Weather / Track : Bright / Dry

Results can be found at www.tsl-timing.com

Page 2 of 4

Castle Combe
Circuit Length = 1.8500 miles
Start: 09:34 Flag 00:00 End: 09:49

Printed - 10:27 Monday, 30 August 2021

750MC MR2 Championship

QUALIFYING - RACE 4 - STATISTICS

CLASS : B

15 Starters

Fastest Lap History

NO	NAME	LAP TIME	TIME OF DAY	LAP	VEHICLE
25	Paul HINSON	1:22.758	09:37:45.463	1	Toyota MR2
86	Leigh BROWN	1:22.640	09:37:59.543	1	Toyota MR2
50	Cam WALTON	1:20.596	09:38:23.210	1	Toyota MR2
50	Cam WALTON	1:20.070	09:45:10.569	6	Toyota MR2

Weather / Track : Bright / Dry

Results can be found at www.tsl-timing.com

Page 3 of 4

Castle Combe
Circuit Length = 1.8500 miles
Start: 09:34 Flag 00:00 End: 09:49

Printed - 10:27 Monday, 30 August 2021

750MC MR2 Championship

QUALIFYING - RACE 4 - STATISTICS

CLASS : C

14 Starters

Fastest Lap History

NO	NAME	LAP TIME	TIME OF DAY	LAP	VEHICLE
11	Adam LOCKWOOD	1:23.292	09:37:50.214	1	Toyota MR2 Roadster
69	Daniel BRYANT	1:22.360	09:37:52.302	1	Toyota MR2 Roadster
96	Aaron COOKE	1:22.098	09:38:21.745	1	Toyota MR2 Roadster
27	Shaun TRAYNOR	1:20.447	09:38:23.702	1	Toyota MR2 Roadster
96	Aaron COOKE	1:20.178	09:41:15.887	3	Toyota MR2 Roadster
96	Aaron COOKE	1:19.797	09:43:57.690	5	Toyota MR2 Roadster
96	Aaron COOKE	1:19.635	09:45:17.319	6	Toyota MR2 Roadster

Weather / Track : Bright / Dry

Results can be found at www.tsl-timing.com

Page 4 of 4

Castle Combe
Circuit Length = 1.8500 miles
Start: 09:34 Flag 00:00 End: 09:49

Printed - 10:27 Monday, 30 August 2021

750 MC MR2 Championship

RACE 4 - CLASSIFICATION - AMENDED

POS	NO	CL	PIC NAME	ENTRY	LAPS	TIME	GAP	DIFF	MPH	BEST	ON
1	27	C	1 Shaun TRAYNOR	Toyota MR2 Roadster	11	15:21.487			79.50	1:20.347	6
2	96	C	2 Aaron COOKE	Toyota MR2 Roadster	11	15:21.679	0.192	0.192	79.48	1:20.178	2
3	50	B	1 Cam WALTON	Toyota MR2	11	15:21.984	0.497	0.305	79.45	1:19.539	8
4	11	C	3 Adam LOCKWOOD	Toyota MR2 Roadster	11	15:28.762	7.275	6.778	78.87	1:20.718	5
5	24	C	4 Daniel SILVESTER	Toyota MR2 Roadster	11	15:30.738	9.251	1.976	78.71	1:21.008	6
6	2	B	2 Ben ROWE	Toyota MR2	11	15:33.458	11.971	2.720	78.48	1:20.856	11
7	26	B	3 Paul COOK	Toyota MR2	11	15:34.008	12.521	0.550	78.43	1:20.679	6
8	71	C	5 Graham MALINGS	Toyota MR2 Roadster	11	15:34.330	12.843	0.322	78.40	1:20.788	6
9	25	B	4 Paul HINSON	Toyota MR2	11	15:36.174	14.687	1.844	78.25	1:20.390	10
10	86	B	5 Leigh BROWN	Toyota MR2	11	15:36.735	15.248	0.561	78.20	1:20.909	10
11	84	C	6 Neil STRATTON	Toyota MR2 Roadster	11	15:41.292	19.805	4.557	77.82	1:20.809	8
12	6	B	6 Darren ALDWORTH	Toyota MR2	11	15:42.392	20.905	1.100	77.73	1:20.447	11
13	78	C	7 Jim MEW	Toyota MR2 Roadster	11	15:48.328	26.841	5.936	77.25	1:21.724	4
14	34	B	7 Shane MANSBRIDGE	Toyota MR2	11	15:49.905	28.418	1.577	77.12	1:21.324	3
15	79	C	8 Jonathan GRIMES	Toyota MR2 Roadster	11	15:53.730	32.243	3.825	76.81	1:22.748	4
16	65	B	8 Vere OLDRIDGE	Toyota MR2	11	15:54.521	33.034	0.791	76.75	1:22.282	8
17	12	B	9 Gary PATERSON	Toyota MR2	11	15:55.225	33.738	0.704	76.69	1:22.097	8
18	68	B	10 Jim COOKE	Toyota MR2	11	16:02.498	41.011	7.273	76.11	1:22.737	7
19	13	C	9 Rhys DORMAN	Toyota MR2 Roadster	11	16:07.648	46.161	5.150	75.70	1:22.338	11
20	18	B	11 Sam HARPER	Toyota MR2	11	16:09.048	47.561	1.400	75.60	1:21.632	11
21	5	A	1 Dave HEMINGWAY	Toyota MR2	11	16:10.136	48.649	1.088	75.51	1:23.205	10
22	23	B	12 Adam HEIT	Toyota MR2	11	16:22.161	1:00.674	12.025	74.59	1:23.314	10
23	74	C	10 David MUSTARDE	Toyota MR2 Roadster	11	16:23.273	1:01.786	1.112	74.50	1:23.083	4
24	14	A	2 Gareth BAXTER	Toyota MR2	11	16:25.064	1:03.577	1.791	74.37	1:24.621	11
25	30	B	13 Andy WILLIAMS	Toyota MR2	11	16:29.061	1:07.574	3.997	74.07	1:24.000	10
26	20	C	11 Patrick STONER	Toyota MR2 Roadster	11	16:30.327	1:08.840	1.266	73.97	1:25.228	3
27	70	C	12 Stuart BRIERLEY	Toyota MR2 Roadster	11	16:39.764	1:18.277	9.437	73.27	1:26.188	6
28	59	B	14 David ROWE	Toyota MR2	11	16:40.615	1:19.128	0.851	73.21	1:25.806	9
29	52	C	13 Nick EMMONY	Toyota MR2 Roadster	11	16:40.777	1:19.290	0.162	73.20	1:25.321	9

NOT CLASSIFIED

DNF	69	C	Daniel BRYANT	Toyota MR2 Roadster	9	13:49.586	2 Laps	2 Laps	72.25	1:21.156	6
DNF	16	A	Danial FARMER	Toyota MR2	1	2:17.473	10 Laps	8 Laps	48.44		

FASTEST LAP

	50	B	Cam WALTON	Toyota MR2	8	1:19.539	83.73 mph		134.75 kph		
	96	C	Aaron COOKE	Toyota MR2 Roadster	2	1:20.178	83.06 mph		133.68 kph		
	5	A	Dave HEMINGWAY	Toyota MR2	10	1:23.205	80.04 mph		128.81 kph		

Car No 99 - Excluded from result - C.15 & Q.13.21.3 - Unsafe rejoin of circuit.

Weather / Track : Bright / Dry

These results are provisional until the conclusion of any judicial and technical matters.

Castle Combe: 1.8500 miles

Race Distance: 11 Laps / 20.35 miles

Start: 13:57 Flag 14:12 End: 14:14

Clerk Of Course :	Stewards :	Timekeeper :

750 MC MR2 Championship

RACE 4 - CLASSIFICATION

POS	NO	CL	PIC NAME	ENTRY	LAPS	TIME	GAP	DIFF	MPH	BEST	ON
1	27	C	1 Shaun TRAYNOR	Toyota MR2 Roadster	11	15:21.487			79.50	1:20.347	6
2	96	C	2 Aaron COOKE	Toyota MR2 Roadster	11	15:21.679	0.192	0.192	79.48	1:20.178	2
3	50	B	1 Cam WALTON	Toyota MR2	11	15:21.984	0.497	0.305	79.45	1:19.539	8
4	11	C	3 Adam LOCKWOOD	Toyota MR2 Roadster	11	15:28.762	7.275	6.778	78.87	1:20.718	5
5	24	C	4 Daniel SILVESTER	Toyota MR2 Roadster	11	15:30.738	9.251	1.976	78.71	1:21.008	6
6	2	B	2 Ben ROWE	Toyota MR2	11	15:33.458	11.971	2.720	78.48	1:20.856	11
7	26	B	3 Paul COOK	Toyota MR2	11	15:34.008	12.521	0.550	78.43	1:20.679	6
8	71	C	5 Graham MALINGS	Toyota MR2 Roadster	11	15:34.330	12.843	0.322	78.40	1:20.788	6
9	25	B	4 Paul HINSON	Toyota MR2	11	15:36.174	14.687	1.844	78.25	1:20.390	10
10	86	B	5 Leigh BROWN	Toyota MR2	11	15:36.735	15.248	0.561	78.20	1:20.909	10
11	84	C	6 Neil STRATTON	Toyota MR2 Roadster	11	15:41.292	19.805	4.557	77.82	1:20.809	8
12	6	B	6 Darren ALDWORTH	Toyota MR2	11	15:42.392	20.905	1.100	77.73	1:20.447	11
13	78	C	7 Jim MEW	Toyota MR2 Roadster	11	15:48.328	26.841	5.936	77.25	1:21.724	4
14	34	B	7 Shane MANSBRIDGE	Toyota MR2	11	15:49.905	28.418	1.577	77.12	1:21.324	3
15	79	C	8 Jonathan GRIMES	Toyota MR2 Roadster	11	15:53.730	32.243	3.825	76.81	1:22.748	4
16	65	B	8 Vere OLDRIDGE	Toyota MR2	11	15:54.521	33.034	0.791	76.75	1:22.282	8
17	12	B	9 Gary PATERSON	Toyota MR2	11	15:55.225	33.738	0.704	76.69	1:22.097	8
18	68	B	10 Jim COOKE	Toyota MR2	11	16:02.498	41.011	7.273	76.11	1:22.737	7
19	13	C	9 Rhys DORMAN	Toyota MR2 Roadster	11	16:07.648	46.161	5.150	75.70	1:22.338	11
20	18	B	11 Sam HARPER	Toyota MR2	11	16:09.048	47.561	1.400	75.60	1:21.632	11
21	5	A	1 Dave HEMINGWAY	Toyota MR2	11	16:10.136	48.649	1.088	75.51	1:23.205	10
22	99	B	12 Oliver ALDWORTH	Toyota MR2	11	16:11.160	49.673	1.024	75.43	1:22.128	10
23	23	B	13 Adam HEIT	Toyota MR2	11	16:22.161	1:00.674	11.001	74.59	1:23.314	10
24	74	C	10 David MUSTARDE	Toyota MR2 Roadster	11	16:23.273	1:01.786	1.112	74.50	1:23.083	4
25	14	A	2 Gareth BAXTER	Toyota MR2	11	16:25.064	1:03.577	1.791	74.37	1:24.621	11
26	30	B	14 Andy WILLIAMS	Toyota MR2	11	16:29.061	1:07.574	3.997	74.07	1:24.000	10
27	20	C	11 Patrick STONER	Toyota MR2 Roadster	11	16:30.327	1:08.840	1.266	73.97	1:25.228	3
28	70	C	12 Stuart BRIERLEY	Toyota MR2 Roadster	11	16:39.764	1:18.277	9.437	73.27	1:26.188	6
29	59	B	15 David ROWE	Toyota MR2	11	16:40.615	1:19.128	0.851	73.21	1:25.806	9
30	52	C	13 Nick EMMONY	Toyota MR2 Roadster	11	16:40.777	1:19.290	0.162	73.20	1:25.321	9

NOT CLASSIFIED

DNF	69	C	Daniel BRYANT	Toyota MR2 Roadster	9	13:49.586	2 Laps	2 Laps	72.25	1:21.156	6
DNF	16	A	Danial FARMER	Toyota MR2	1	2:17.473	10 Laps	8 Laps	48.44		

FASTEST LAP

	50	B	Cam WALTON	Toyota MR2	8	1:19.539	83.73 mph		134.75 kph		
	96	C	Aaron COOKE	Toyota MR2 Roadster	2	1:20.178	83.06 mph		133.68 kph		
	5	A	Dave HEMINGWAY	Toyota MR2	10	1:23.205	80.04 mph		128.81 kph		

Weather / Track : Bright / Dry


These results are provisional until the conclusion of any judicial and technical matters.

Castle Combe: 1.8500 miles
Race Distance: 11 Laps / 20.35 miles
Start: 13:57 Flag 14:12 End: 14:14

Clerk Of Course :	Stewards :	Timekeeper :

750 MC MR2 Championship

RACE 10 - GRID (15 minutes) - AMENDED


ROW 16	31	16	Danial FARMER	32	99	1:22.128 Oliver ALDWORTH
ROW 15	29	59	1:25.806 David ROWE	30	70	1:26.188 Stuart BRIERLEY
ROW 14	27	20	1:25.228 Patrick STONER	28	52	1:25.321 Nick EMMONY
ROW 13	25	30	1:24.000 Andy WILLIAMS	26	14	1:24.621 Gareth BAXTER
ROW 12	23	5	1:23.205 Dave HEMINGWAY	24	23	1:23.314 Adam HEIT
ROW 11	21	79	1:22.748 Jonathan GRIMES	22	74	1:23.083 David MUSTARDE
ROW 10	19	13	1:22.338 Rhys DORMAN	20	68	1:22.737 Jim COOKE
ROW 9	17	12	1:22.097 Gary PATERSON	18	65	1:22.282 Vere OLDRIDGE
ROW 8	15	18	1:21.632 Sam HARPER	16	78	1:21.724 Jim MEW
ROW 7	13	69	1:21.156 Daniel BRYANT	14	34	1:21.324 Shane MANSBRIDGE
ROW 6	11	86	1:20.909 Leigh BROWN	12	24	1:21.008 Daniel SILVESTER
ROW 5	9	84	1:20.809 Neil STRATTON	10	2	1:20.856 Ben ROWE
ROW 4	7	11	1:20.718 Adam LOCKWOOD	8	71	1:20.788 Graham MALINGS
ROW 3	5	6	1:20.447 Darren ALDWORTH	6	26	1:20.679 Paul COOK
ROW 2	3	27	1:20.347 Shaun TRAYNOR	4	25	1:20.390 Paul HINSON
ROW 1	1	50	1:19.539 Cam WALTON	2	96	1:20.178 Aaron COOKE
Pole						
						

These results are provisional until the conclusion of any judicial and technical matters.

Castle Combe
Circuit Length = 1.8500 miles

Clerk Of Course :	Stewards :	Timekeeper :

750 MC MR2 Championship
RACE 10 - GRID (15 minutes)

ROW 16	31	70 1:26.188 Stuart BRIERLEY	32	16 Danial FARMER
ROW 15	29	52 1:25.321 Nick EMMONY	30	59 1:25.806 David ROWE
ROW 14	27	14 1:24.621 Gareth BAXTER	28	20 1:25.228 Patrick STONER
ROW 13	25	23 1:23.314 Adam HEIT	26	30 1:24.000 Andy WILLIAMS
ROW 12	23	74 1:23.083 David MUSTARDE	24	5 1:23.205 Dave HEMINGWAY
ROW 11	21	68 1:22.737 Jim COOKE	22	79 1:22.748 Jonathan GRIMES
ROW 10	19	65 1:22.282 Vere OLDRIDGE	20	13 1:22.338 Rhys DORMAN
ROW 9	17	12 1:22.097 Gary PATERSON	18	99 1:22.128 Oliver ALDWORTH
ROW 8	15	18 1:21.632 Sam HARPER	16	78 1:21.724 Jim MEW
ROW 7	13	69 1:21.156 Daniel BRYANT	14	34 1:21.324 Shane MANSBRIDGE
ROW 6	11	86 1:20.909 Leigh BROWN	12	24 1:21.008 Daniel SILVESTER
ROW 5	9	84 1:20.809 Neil STRATTON	10	2 1:20.856 Ben ROWE
ROW 4	7	11 1:20.718 Adam LOCKWOOD	8	71 1:20.788 Graham MALINGS
ROW 3	5	6 1:20.447 Darren ALDWORTH	6	26 1:20.679 Paul COOK
ROW 2	3	27 1:20.347 Shaun TRAYNOR	4	25 1:20.390 Paul HINSON
ROW 1	1	50 1:19.539 Cam WALTON	2	96 1:20.178 Aaron COOKE
Pole				
				

These results are provisional until the conclusion of any judicial and technical matters.

Castle Combe
Circuit Length = 1.8500 miles

Clerk Of Course :	Stewards :	Timekeeper :

750 MC MR2 Championship

RACE 4 - LAP ANALYSIS

DIFF = Difference To Personal Best Lap

P1 27 Shaun TRAYNOR				
LAP	LAP TIME	DIFF	MPH	TIME OF DAY
1 -	1:54.124	33.777	58.35	13:58:54.202
2 -	1:20.488 (2)	0.141	82.74	14:00:14.690
3 -	1:21.087	0.740	82.13	14:01:35.777
4 -	1:20.513 (3)	0.166	82.71	14:02:56.290
5 -	1:20.683	0.336	82.54	14:04:16.973
6 -	1:20.347 (1)		82.89	14:05:37.320
7 -	1:21.025	0.678	82.19	14:06:58.345
8 -	1:20.899	0.552	82.32	14:08:19.244
9 -	1:20.767	0.420	82.45	14:09:40.011
10 -	1:20.957	0.610	82.26	14:11:00.968
11 -	1:20.597	0.250	82.63	14:12:21.565

P2 96 Aaron COOKE				
LAP	LAP TIME	DIFF	MPH	TIME OF DAY
1 -	1:54.831	34.653	57.99	13:58:54.909
2 -	1:20.178 (1)		83.06	14:00:15.087
3 -	1:20.847	0.669	82.37	14:01:35.934
4 -	1:20.565	0.387	82.66	14:02:56.499
5 -	1:20.761	0.583	82.46	14:04:17.260
6 -	1:20.222 (2)	0.044	83.01	14:05:37.482
7 -	1:21.783	1.605	81.43	14:06:59.265
8 -	1:20.556	0.378	82.67	14:08:19.821
9 -	1:20.407 (3)	0.229	82.82	14:09:40.228
10 -	1:20.931	0.753	82.29	14:11:01.159
11 -	1:20.598	0.420	82.63	14:12:21.757

P3 50 Cam WALTON				
LAP	LAP TIME	DIFF	MPH	TIME OF DAY
1 -	1:56.966	37.427	56.93	13:58:57.044
2 -	1:21.414	1.875	81.80	14:00:18.458
3 -	1:22.314	2.775	80.91	14:01:40.772
4 -	1:20.884	1.345	82.34	14:03:01.656
5 -	1:20.228	0.689	83.01	14:04:21.884
6 -	1:20.158	0.619	83.08	14:05:42.042
7 -	1:20.123	0.584	83.12	14:07:02.165
8 -	1:19.539 (1)		83.73	14:08:21.704
9 -	1:19.965 (2)	0.426	83.28	14:09:41.669
10 -	1:19.972 (3)	0.433	83.27	14:11:01.641
11 -	1:20.421	0.882	82.81	14:12:22.062

P4 11 Adam LOCKWOOD				
LAP	LAP TIME	DIFF	MPH	TIME OF DAY
1 -	1:56.378	35.660	57.22	13:58:56.456
2 -	1:21.719	1.001	81.49	14:00:18.175
3 -	1:21.341	0.623	81.87	14:01:39.516
4 -	1:21.397	0.679	81.82	14:03:00.913
5 -	1:20.718 (1)		82.50	14:04:21.631
6 -	1:20.910	0.192	82.31	14:05:42.541
7 -	1:20.768 (2)	0.050	82.45	14:07:03.309
8 -	1:20.829 (3)	0.111	82.39	14:08:24.138
9 -	1:21.317	0.599	81.90	14:09:45.455
10 -	1:21.103	0.385	82.11	14:11:06.558
11 -	1:22.282	1.564	80.94	14:12:28.840

P5 24 Daniel SILVESTER				
LAP	LAP TIME	DIFF	MPH	TIME OF DAY
1 -	1:56.709	35.701	57.06	13:58:56.787
2 -	1:21.160 (2)	0.152	82.06	14:00:17.947

DIFF = Difference To Personal Best Lap

3 -	1:21.804	0.796	81.41	14:01:39.751
4 -	1:21.824	0.816	81.39	14:03:01.575
5 -	1:21.410	0.402	81.80	14:04:22.985
6 -	1:21.008 (1)		82.21	14:05:43.993
7 -	1:21.220	0.212	81.99	14:07:05.213
8 -	1:21.319	0.311	81.90	14:08:26.532
9 -	1:21.184 (3)	0.176	82.03	14:09:47.716
10 -	1:21.417	0.409	81.80	14:11:09.133
11 -	1:21.683	0.675	81.53	14:12:30.816

P6 2 Ben ROWE				
LAP	LAP TIME	DIFF	MPH	TIME OF DAY
1 -	1:57.779	36.923	56.54	13:58:57.857
2 -	1:21.821	0.965	81.39	14:00:19.678
3 -	1:21.981	1.125	81.23	14:01:41.659
4 -	1:21.257	0.401	81.96	14:03:02.916
5 -	1:21.996	1.140	81.22	14:04:24.912
6 -	1:20.917 (2)	0.061	82.30	14:05:45.829
7 -	1:21.492	0.636	81.72	14:07:07.321
8 -	1:21.959	1.103	81.26	14:08:29.280
9 -	1:20.962 (3)	0.106	82.26	14:09:50.242
10 -	1:22.438	1.582	80.78	14:11:12.680
11 -	1:20.856 (1)		82.36	14:12:33.536

P7 26 Paul COOK				
LAP	LAP TIME	DIFF	MPH	TIME OF DAY
1 -	1:57.547	36.868	56.65	13:58:57.625
2 -	1:21.349	0.670	81.86	14:00:18.974
3 -	1:22.355	1.676	80.86	14:01:41.329
4 -	1:21.358	0.679	81.86	14:03:02.687
5 -	1:22.698	2.019	80.53	14:04:25.385
6 -	1:20.679 (1)		82.54	14:05:46.064
7 -	1:22.171	1.492	81.05	14:07:08.235
8 -	1:22.635	1.956	80.59	14:08:30.870
9 -	1:21.041 (3)	0.362	82.18	14:09:51.911
10 -	1:21.018 (2)	0.339	82.20	14:11:12.929
11 -	1:21.157	0.478	82.06	14:12:34.086

P8 71 Graham MALINGS				
LAP	LAP TIME	DIFF	MPH	TIME OF DAY
1 -	1:58.362	37.574	56.26	13:58:58.440
2 -	1:21.875	1.087	81.34	14:00:20.315
3 -	1:21.949	1.161	81.27	14:01:42.264
4 -	1:21.390	0.602	81.82	14:03:03.654
5 -	1:22.321	1.533	80.90	14:04:25.975
6 -	1:20.788 (1)		82.43	14:05:46.763
7 -	1:21.905	1.117	81.31	14:07:08.668
8 -	1:22.664	1.876	80.56	14:08:31.332
9 -	1:20.994 (3)	0.206	82.22	14:09:52.326
10 -	1:20.912 (2)	0.124	82.31	14:11:13.238
11 -	1:21.170	0.382	82.05	14:12:34.408

P9 25 Paul HINSON				
LAP	LAP TIME	DIFF	MPH	TIME OF DAY
1 -	1:59.888	39.498	55.55	13:58:59.966
2 -	1:21.418	1.028	81.80	14:00:21.384
3 -	1:21.273	0.883	81.94	14:01:42.657
4 -	1:22.194	1.804	81.02	14:03:04.851
5 -	1:22.627	2.237	80.60	14:04:27.478
6 -	1:20.844 (2)	0.454	82.38	14:05:48.322
7 -	1:21.248 (3)	0.858	81.97	14:07:09.570

Castle Combe

Circuit Length = 1.8500 miles

Start: 13:57 Flag 14:12 End: 14:14

Weather / Track : Bright / Dry

750 MC MR2 Championship

RACE 4 - LAP ANALYSIS

DIFF = Difference To Personal Best Lap

8 -	1:21.766	1.376	81.45	14:08:31.336
9 -	1:21.618	1.228	81.60	14:09:52.954
10 -	1:20.390 (1)		82.84	14:11:13.344
11 -	1:22.908	2.518	80.33	14:12:36.252

P10 86 Leigh BROWN

LAP	LAP TIME	DIFF	MPH	TIME OF DAY
1 -	1:58.897	37.988	56.01	13:58:58.975
2 -	1:21.938	1.029	81.28	14:00:20.913
3 -	1:21.619	0.710	81.59	14:01:42.532
4 -	1:22.253	1.344	80.97	14:03:04.785
5 -	1:21.932	1.023	81.28	14:04:26.717
6 -	1:21.095 (2)	0.186	82.12	14:05:47.812
7 -	1:22.441	1.532	80.78	14:07:10.253
8 -	1:22.242	1.333	80.98	14:08:32.495
9 -	1:21.820	0.911	81.39	14:09:54.315
10 -	1:20.909 (1)		82.31	14:11:15.224
11 -	1:21.589 (3)	0.680	81.62	14:12:36.813

P11 84 Neil STRATTON

LAP	LAP TIME	DIFF	MPH	TIME OF DAY
1 -	2:02.140	41.331	54.52	13:59:02.218
2 -	1:22.813	2.004	80.42	14:00:25.031
3 -	1:21.604	0.795	81.61	14:01:46.635
4 -	1:21.883	1.074	81.33	14:03:08.518
5 -	1:21.651	0.842	81.56	14:04:30.169
6 -	1:21.076 (2)	0.267	82.14	14:05:51.245
7 -	1:21.184	0.375	82.03	14:07:12.429
8 -	1:20.809 (1)		82.41	14:08:33.238
9 -	1:25.786	4.977	77.63	14:09:59.024
10 -	1:21.137 (3)	0.328	82.08	14:11:20.161
11 -	1:21.209	0.400	82.01	14:12:41.370

P12 6 Darren ALDWORTH

LAP	LAP TIME	DIFF	MPH	TIME OF DAY
1 -	1:59.614	39.167	55.67	13:58:59.692
2 -	1:22.060	1.613	81.16	14:00:21.752
3 -	1:21.468	1.021	81.75	14:01:43.220
4 -	1:21.824	1.377	81.39	14:03:05.044
5 -	1:21.283	0.836	81.93	14:04:26.327
6 -	1:21.083 (3)	0.636	82.13	14:05:47.410
7 -	1:22.047	1.600	81.17	14:07:09.457
8 -	1:22.713	2.266	80.51	14:08:32.170
9 -	1:29.046	8.599	74.79	14:10:01.216
10 -	1:20.807 (2)	0.360	82.41	14:11:22.023
11 -	1:20.447 (1)		82.78	14:12:42.470

P13 78 Jim MEW

LAP	LAP TIME	DIFF	MPH	TIME OF DAY
1 -	2:01.839	40.115	54.66	13:59:01.917
2 -	1:22.491	0.767	80.73	14:00:24.408
3 -	1:21.959	0.235	81.26	14:01:46.367
4 -	1:21.724 (1)		81.49	14:03:08.091
5 -	1:21.786 (3)	0.062	81.43	14:04:29.877
6 -	1:21.740 (2)	0.016	81.47	14:05:51.617
7 -	1:22.092	0.368	81.12	14:07:13.709
8 -	1:22.177	0.453	81.04	14:08:35.886
9 -	1:27.819	6.095	75.83	14:10:03.705
10 -	1:21.794	0.070	81.42	14:11:25.499
11 -	1:22.907	1.183	80.33	14:12:48.406

DIFF = Difference To Personal Best Lap

P14 34 Shane MANSBRIDGE				
LAP	LAP TIME	DIFF	MPH	TIME OF DAY
1 -	2:00.591	39.267	55.22	13:59:00.669
2 -	1:21.618 (3)	0.294	81.60	14:00:22.287
3 -	1:21.324 (1)		81.89	14:01:43.611
4 -	1:22.011	0.687	81.20	14:03:05.622
5 -	1:22.117	0.793	81.10	14:04:27.739
6 -	1:21.404 (2)	0.080	81.81	14:05:49.143
7 -	1:22.075	0.751	81.14	14:07:11.218
8 -	1:21.707	0.383	81.51	14:08:32.925
9 -	1:32.905	11.581	71.68	14:10:05.830
10 -	1:22.204	0.880	81.01	14:11:28.034
11 -	1:21.949	0.625	81.27	14:12:49.983

P15 79 Jonathan GRIMES

LAP	LAP TIME	DIFF	MPH	TIME OF DAY
1 -	2:02.611	39.863	54.31	13:59:02.689
2 -	1:23.359	0.611	79.89	14:00:26.048
3 -	1:23.506	0.758	79.75	14:01:49.554
4 -	1:22.748 (1)		80.48	14:03:12.302
5 -	1:23.109	0.361	80.13	14:04:35.411
6 -	1:22.801 (2)	0.053	80.43	14:05:58.212
7 -	1:23.531	0.783	79.73	14:07:21.743
8 -	1:23.037	0.289	80.20	14:08:44.780
9 -	1:23.107	0.359	80.13	14:10:07.887
10 -	1:22.992	0.244	80.24	14:11:30.879
11 -	1:22.929 (3)	0.181	80.31	14:12:53.808

P16 65 Vere OLDRIDGE

LAP	LAP TIME	DIFF	MPH	TIME OF DAY
1 -	2:03.422	41.140	53.96	13:59:03.500
2 -	1:23.761	1.479	79.51	14:00:27.261
3 -	1:23.810	1.528	79.46	14:01:51.071
4 -	1:23.258	0.976	79.99	14:03:14.329
5 -	1:23.315	1.033	79.93	14:04:37.644
6 -	1:22.861 (3)	0.579	80.37	14:06:00.505
7 -	1:22.889	0.607	80.34	14:07:23.394
8 -	1:22.282 (1)		80.94	14:08:45.676
9 -	1:23.488	1.206	79.77	14:10:09.164
10 -	1:22.972	0.690	80.26	14:11:32.136
11 -	1:22.463 (2)	0.181	80.76	14:12:54.599

P17 12 Gary PATERSON

LAP	LAP TIME	DIFF	MPH	TIME OF DAY
1 -	2:04.038	41.941	53.69	13:59:04.116
2 -	1:24.211	2.114	79.08	14:00:28.327
3 -	1:23.306	1.209	79.94	14:01:51.633
4 -	1:23.152	1.055	80.09	14:03:14.785
5 -	1:23.287	1.190	79.96	14:04:38.072
6 -	1:23.028	0.931	80.21	14:06:01.100
7 -	1:22.821 (3)	0.724	80.41	14:07:23.921
8 -	1:22.097 (1)		81.12	14:08:46.018
9 -	1:23.554	1.457	79.70	14:10:09.572
10 -	1:22.933	0.836	80.30	14:11:32.505
11 -	1:22.798 (2)	0.701	80.43	14:12:55.303

P18 68 Jim COOKE

LAP	LAP TIME	DIFF	MPH	TIME OF DAY
1 -	2:04.407	41.670	53.53	13:59:04.485
2 -	1:24.387	1.650	78.92	14:00:28.872

Castle Combe

Circuit Length = 1.8500 miles

Start: 13:57 Flag 14:12 End: 14:14

Weather / Track : Bright / Dry

750 MC MR2 Championship

RACE 4 - LAP ANALYSIS

DIFF = Difference To Personal Best Lap

3 -	1:23.310	0.573	79.94	14:01:52.182
4 -	1:23.147 (3)	0.410	80.09	14:03:15.329
5 -	1:23.339	0.602	79.91	14:04:38.668
6 -	1:23.781	1.044	79.49	14:06:02.449
7 -	1:22.737 (1)		80.49	14:07:25.186
8 -	1:23.085 (2)	0.348	80.15	14:08:48.271
9 -	1:24.070	1.333	79.22	14:10:12.341
10 -	1:25.194	2.457	78.17	14:11:37.535
11 -	1:25.041	2.304	78.31	14:13:02.576

P19 13 Rhys DORMAN

LAP	LAP TIME	DIFF	MPH	TIME OF DAY
1 -	2:07.371	45.033	52.28	13:59:07.449
2 -	1:24.708	2.370	78.62	14:00:32.157
3 -	1:24.332	1.994	78.97	14:01:56.489
4 -	1:23.054 (2)	0.716	80.18	14:03:19.543
5 -	1:25.919	3.581	77.51	14:04:45.462
6 -	1:24.931	2.593	78.41	14:06:10.393
7 -	1:23.372	1.034	79.88	14:07:33.765
8 -	1:23.798	1.460	79.47	14:08:57.563
9 -	1:24.681	2.343	78.64	14:10:22.244
10 -	1:23.144 (3)	0.806	80.10	14:11:45.388
11 -	1:22.338 (1)		80.88	14:13:07.726

P20 18 Sam HARPER

LAP	LAP TIME	DIFF	MPH	TIME OF DAY
1 -	2:00.516	38.884	55.26	13:59:00.594
2 -	1:42.530	20.898	64.95	14:00:43.124
3 -	1:22.451	0.819	80.77	14:02:05.575
4 -	1:24.509	2.877	78.80	14:03:30.084
5 -	1:24.298	2.666	79.00	14:04:54.382
6 -	1:21.970 (3)	0.338	81.24	14:06:16.352
7 -	1:22.200	0.568	81.02	14:07:38.552
8 -	1:24.120	2.488	79.17	14:09:02.672
9 -	1:23.078	1.446	80.16	14:10:25.750
10 -	1:21.744 (2)	0.112	81.47	14:11:47.494
11 -	1:21.632 (1)		81.58	14:13:09.126

P21 5 Dave HEMINGWAY

LAP	LAP TIME	DIFF	MPH	TIME OF DAY
1 -	2:01.468	38.263	54.82	13:59:01.546
2 -	1:26.266	3.061	77.20	14:00:27.812
3 -	1:24.183	0.978	79.11	14:01:51.995
4 -	1:24.447	1.242	78.86	14:03:16.442
5 -	1:27.107	3.902	76.45	14:04:43.549
6 -	1:26.238	3.033	77.22	14:06:09.787
7 -	1:23.528 (2)	0.323	79.73	14:07:33.315
8 -	1:25.378	2.173	78.00	14:08:58.693
9 -	1:24.202	0.997	79.09	14:10:22.895
10 -	1:23.205 (1)		80.04	14:11:46.100
11 -	1:24.114 (3)	0.909	79.17	14:13:10.214

P22 99 Oliver ALDWORTH

LAP	LAP TIME	DIFF	MPH	TIME OF DAY
1 -	2:06.701	44.573	52.56	13:59:06.779
2 -	1:24.603	2.475	78.72	14:00:31.382
3 -	1:23.285	1.157	79.96	14:01:54.667
4 -	1:22.228 (2)	0.100	80.99	14:03:16.895
5 -	1:22.533	0.405	80.69	14:04:39.428
6 -	1:35.731	13.603	69.57	14:06:15.159
7 -	1:22.679	0.551	80.55	14:07:37.838

DIFF = Difference To Personal Best Lap

8 -	1:24.706	2.578	78.62	14:09:02.544
9 -	1:24.302	2.174	79.00	14:10:26.846
10 -	1:22.128 (1)		81.09	14:11:48.974
11 -	1:22.264 (3)	0.136	80.95	14:13:11.238

P23 23 Adam HEIT

LAP	LAP TIME	DIFF	MPH	TIME OF DAY
1 -	2:11.559	48.245	50.62	13:59:11.637
2 -	1:27.981	4.667	75.69	14:00:39.618
3 -	1:25.750	2.436	77.66	14:02:05.368
4 -	1:25.303	1.989	78.07	14:03:30.671
5 -	1:25.512	2.198	77.88	14:04:56.183
6 -	1:24.643	1.329	78.68	14:06:20.826
7 -	1:25.284	1.970	78.09	14:07:46.110
8 -	1:24.168 (3)	0.854	79.12	14:09:10.278
9 -	1:25.063	1.749	78.29	14:10:35.341
10 -	1:23.314 (1)		79.93	14:11:58.655
11 -	1:23.584 (2)	0.270	79.68	14:13:22.239

P24 74 David MUSTARDE

LAP	LAP TIME	DIFF	MPH	TIME OF DAY
1 -	2:05.203	42.120	53.19	13:59:05.281
2 -	1:24.130 (3)	1.047	79.16	14:00:29.411
3 -	1:23.716 (2)	0.633	79.55	14:01:53.127
4 -	1:23.083 (1)		80.16	14:03:16.210
5 -	1:38.026	14.943	67.94	14:04:54.236
6 -	1:24.404	1.321	78.90	14:06:18.640
7 -	1:25.855	2.772	77.57	14:07:44.495
8 -	1:24.550	1.467	78.77	14:09:09.045
9 -	1:24.767	1.684	78.56	14:10:33.812
10 -	1:24.148	1.065	79.14	14:11:57.960
11 -	1:25.391	2.308	77.99	14:13:23.351

P25 14 Gareth BAXTER

LAP	LAP TIME	DIFF	MPH	TIME OF DAY
1 -	2:05.897	41.276	52.90	13:59:05.975
2 -	1:25.320	0.699	78.05	14:00:31.295
3 -	1:25.708	1.087	77.70	14:01:57.003
4 -	1:24.862 (2)	0.241	78.48	14:03:21.865
5 -	1:25.930	1.309	77.50	14:04:47.795
6 -	1:28.068	3.447	75.62	14:06:15.863
7 -	1:29.229	4.608	74.63	14:07:45.092
8 -	1:24.899 (3)	0.278	78.44	14:09:09.991
9 -	1:25.055	0.434	78.30	14:10:35.046
10 -	1:25.475	0.854	77.91	14:12:00.521
11 -	1:24.621 (1)		78.70	14:13:25.142

P26 30 Andy WILLIAMS

LAP	LAP TIME	DIFF	MPH	TIME OF DAY
1 -	2:18.135	54.135	48.21	13:59:18.213
2 -	1:24.303 (2)	0.303	79.00	14:00:42.516
3 -	1:25.457	1.457	77.93	14:02:07.973
4 -	1:25.752	1.752	77.66	14:03:33.725
5 -	1:25.289	1.289	78.08	14:04:59.014
6 -	1:25.452	1.452	77.93	14:06:24.466
7 -	1:26.698	2.698	76.81	14:07:51.164
8 -	1:24.395 (3)	0.395	78.91	14:09:15.559
9 -	1:24.658	0.658	78.66	14:10:40.217
10 -	1:24.000 (1)		79.28	14:12:04.217
11 -	1:24.922	0.922	78.42	14:13:29.139

Weather / Track : Bright / Dry

Castle Combe

Circuit Length = 1.8500 miles

Start: 13:57 Flag 14:12 End: 14:14

750 MC MR2 Championship

RACE 4 - LAP ANALYSIS

DIFF = Difference To Personal Best Lap

P27 20 Patrick STONER				
LAP	LAP TIME	DIFF	MPH	TIME OF DAY
1 -	2:08.675	43.447	51.75	13:59:08.753
2 -	1:25.676 (3)	0.448	77.73	14:00:34.429
3 -	1:25.228 (1)		78.14	14:01:59.657
4 -	1:25.781	0.553	77.63	14:03:25.438
5 -	1:26.359	1.131	77.12	14:04:51.797
6 -	1:26.732	1.504	76.78	14:06:18.529
7 -	1:27.378	2.150	76.22	14:07:45.907
8 -	1:25.990	0.762	77.45	14:09:11.897
9 -	1:26.080	0.852	77.37	14:10:37.977
10 -	1:25.602 (2)	0.374	77.80	14:12:03.579
11 -	1:26.826	1.598	76.70	14:13:30.405

P28 70 Stuart BRIERLEY				
LAP	LAP TIME	DIFF	MPH	TIME OF DAY
1 -	2:09.952	43.764	51.24	13:59:10.030
2 -	1:26.580 (3)	0.392	76.92	14:00:36.610
3 -	1:26.192 (2)	0.004	77.26	14:02:02.802
4 -	1:27.502	1.314	76.11	14:03:30.304
5 -	1:26.999	0.811	76.55	14:04:57.303
6 -	1:26.188 (1)		77.27	14:06:23.491
7 -	1:26.947	0.759	76.59	14:07:50.438
8 -	1:27.625	1.437	76.00	14:09:18.063
9 -	1:26.845	0.657	76.68	14:10:44.908
10 -	1:27.281	1.093	76.30	14:12:12.189
11 -	1:27.653	1.465	75.98	14:13:39.842

P29 59 David ROWE				
LAP	LAP TIME	DIFF	MPH	TIME OF DAY
1 -	2:09.611	43.805	51.38	13:59:09.689
2 -	1:28.426	2.620	75.31	14:00:38.115
3 -	1:27.026	1.220	76.52	14:02:05.141
4 -	1:28.510	2.704	75.24	14:03:33.651
5 -	1:27.082	1.276	76.47	14:05:00.733
6 -	1:26.642	0.836	76.86	14:06:27.375
7 -	1:27.826	2.020	75.83	14:07:55.201
8 -	1:26.081 (3)	0.275	77.36	14:09:21.282
9 -	1:25.806 (1)		77.61	14:10:47.088
10 -	1:26.028 (2)	0.222	77.41	14:12:13.116
11 -	1:27.577	1.771	76.04	14:13:40.693

P30 52 Nick EMMONY				
LAP	LAP TIME	DIFF	MPH	TIME OF DAY
1 -	2:10.365	45.044	51.08	13:59:10.443
2 -	1:30.358	5.037	73.70	14:00:40.801
3 -	1:26.815	1.494	76.71	14:02:07.616
4 -	1:27.491	2.170	76.12	14:03:35.107
5 -	1:26.174	0.853	77.28	14:05:01.281
6 -	1:25.785 (3)	0.464	77.63	14:06:27.066
7 -	1:26.619	1.298	76.88	14:07:53.685
8 -	1:26.495	1.174	76.99	14:09:20.180
9 -	1:25.321 (1)		78.05	14:10:45.501
10 -	1:29.989	4.668	74.00	14:12:15.490
11 -	1:25.365 (2)	0.044	78.01	14:13:40.855

P31 69 Daniel BRYANT				
LAP	LAP TIME	DIFF	MPH	TIME OF DAY
1 -	1:56.113	34.957	57.35	13:58:56.191
2 -	1:21.580	0.424	81.63	14:00:17.771

DIFF = Difference To Personal Best Lap

3 -	1:23.293	2.137	79.95	14:01:41.064
4 -	1:21.222 (2)	0.066	81.99	14:03:02.286
5 -	1:21.441	0.285	81.77	14:04:23.727
6 -	1:21.156 (1)		82.06	14:05:44.883
7 -	1:21.261 (3)	0.105	81.95	14:07:06.144
8 -	1:25.127	3.971	78.23	14:08:31.271
9 -	2:18.393 P	57.237	48.12	14:10:49.664

P32 16 Danial FARMER				
LAP	LAP TIME	DIFF	MPH	TIME OF DAY
1 -	2:17.473 P		48.44	13:59:17.551

Weather / Track : Bright / Dry

750 MC MR2 Championship

RACE 4 - LAP CHART

LAP 1 @ 13:58:54.202			LAP 2 @ 14:00:14.690			LAP 3 @ 14:01:35.777			LAP 4 @ 14:02:56.290			LAP 5 @ 14:04:16.973		
NO	BEHIND	LAP TIME	NO	BEHIND	LAP TIME	NO	BEHIND	LAP TIME	NO	BEHIND	LAP TIME	NO	BEHIND	LAP TIME
27		1:54.124	27		1:20.488	27		1:21.087	27		1:20.513	27		1:20.683
96	0.707	1:54.831	96	0.397	1:20.178	96	0.157	1:20.847	96	0.209	1:20.565	96	0.287	1:20.761
69	1.989	1:56.113	69	3.081	1:21.580	11	3.739	1:21.341	11	4.623	1:21.397	11	4.658	1:20.718
11	2.254	1:56.378	24	3.257	1:21.160	24	3.974	1:21.804	24	5.285	1:21.824	50	4.911	1:20.228
24	2.585	1:56.709	11	3.485	1:21.719	50	4.995	1:22.314	50	5.366	1:20.884	24	6.012	1:21.410
50	2.842	1:56.966	50	3.768	1:21.414	69	5.287	1:23.293	69	5.996	1:21.222	69	6.754	1:21.441
26	3.423	1:57.547	26	4.284	1:21.349	26	5.552	1:22.355	26	6.397	1:21.358	2	7.939	1:21.996
2	3.655	1:57.779	2	4.988	1:21.821	2	5.882	1:21.981	2	6.626	1:21.257	26	8.412	1:22.698
71	4.238	1:58.362	71	5.625	1:21.875	71	6.487	1:21.949	71	7.364	1:21.390	71	9.002	1:22.321
86	4.773	1:58.897	86	6.223	1:21.938	86	6.755	1:21.619	86	8.495	1:22.253	6	9.354	1:21.283
6	5.490	1:59.614	25	6.694	1:21.418	25	6.880	1:21.273	25	8.561	1:22.194	86	9.744	1:21.932
25	5.764	1:59.888	6	7.062	1:22.060	6	7.443	1:21.468	6	8.754	1:21.824	25	10.505	1:22.627
18	6.392	2:00.516	34	7.597	1:21.618	34	7.834	1:21.324	34	9.332	1:22.011	34	10.766	1:22.117
34	6.467	2:00.591	78	9.718	1:22.491	78	10.590	1:21.959	78	11.801	1:21.724	78	12.904	1:21.786
5	7.344	2:01.468	84	10.341	1:22.813	84	10.858	1:21.604	84	12.228	1:21.883	84	13.196	1:21.651
78	7.715	2:01.839	79	11.358	1:23.359	79	13.777	1:23.506	79	16.012	1:22.748	79	18.438	1:23.109
84	8.016	2:02.140	65	12.571	1:23.761	65	15.294	1:23.810	65	18.039	1:23.258	65	20.671	1:23.315
79	8.487	2:02.611	5	13.122	1:26.266	12	15.856	1:23.306	12	18.495	1:23.152	12	21.099	1:23.287
65	9.298	2:03.422	12	13.637	1:24.211	5	16.218	1:24.183	68	19.039	1:23.147	68	21.695	1:23.339
12	9.914	2:04.038	68	14.182	1:24.387	68	16.405	1:23.310	74	19.920	1:23.083	99	22.455	1:22.533
68	10.283	2:04.407	74	14.721	1:24.130	74	17.350	1:23.716	5	20.152	1:24.447	5	26.576	1:27.107
74	11.079	2:05.203	14	16.605	1:25.320	99	18.890	1:23.285	99	20.605	1:22.228	13	28.489	1:25.919
14	11.773	2:05.897	99	16.692	1:24.603	13	20.712	1:24.332	13	23.253	1:23.054	14	30.822	1:25.930
99	12.577	2:06.701	13	17.467	1:24.708	14	21.226	1:25.708	14	25.575	1:24.862	20	34.824	1:26.359
13	13.247	2:07.371	20	19.739	1:25.676	20	23.880	1:25.228	20	29.148	1:25.781	74	37.263	1:38.026
20	14.551	2:08.675	70	21.920	1:26.580	70	27.025	1:26.192	18	33.794	1:24.509	18	37.409	1:24.298
59	15.487	2:09.611	59	23.425	1:28.426	59	29.364	1:27.026	70	34.014	1:27.502	23	39.210	1:25.512
70	15.828	2:09.952	23	24.928	1:27.981	23	29.591	1:25.750	23	34.381	1:25.303	70	40.330	1:26.999
52	16.241	2:10.365	52	26.111	1:30.358	18	29.798	1:22.451	59	37.361	1:28.510	30	42.041	1:25.289
23	17.435	2:11.559	30	27.826	1:24.303	52	31.839	1:26.815	30	37.435	1:25.752	59	43.760	1:27.082
16	23.349	2:17.473 P	18	28.434	1:42.530	30	32.196	1:25.457	52	38.817	1:27.491	52	44.308	1:26.174
30	24.011	2:18.135												

Weather / Track : Bright / Dry

Castle Combe

Circuit Length = 1.8500 miles

Start: 13:57 Flag 14:12 End: 14:14

750 MC MR2 Championship

RACE 4 - LAP CHART

LAP 6 @ 14:05:37.320			LAP 7 @ 14:06:58.345			LAP 8 @ 14:08:19.244			LAP 9 @ 14:09:40.011			LAP 10 @ 14:11:00.968		
NO	BEHIND	LAP TIME	NO	BEHIND	LAP TIME	NO	BEHIND	LAP TIME	NO	BEHIND	LAP TIME	NO	BEHIND	LAP TIME
27		1:20.347	27		1:21.025	27		1:20.899	27		1:20.767	27		1:20.957
96	0.162	1:20.222	96	0.920	1:21.783	96	0.577	1:20.556	96	0.217	1:20.407	96	0.191	1:20.931
50	4.722	1:20.158	50	3.820	1:20.123	50	2.460	1:19.539	50	1.658	1:19.965	50	0.673	1:19.972
11	5.221	1:20.910	11	4.964	1:20.768	11	4.894	1:20.829	11	5.444	1:21.317	11	5.590	1:21.103
24	6.673	1:21.008	24	6.868	1:21.220	24	7.288	1:21.319	24	7.705	1:21.184	24	8.165	1:21.417
69	7.563	1:21.156	69	7.799	1:21.261	2	10.036	1:21.959	2	10.231	1:20.962	2	11.712	1:22.438
2	8.509	1:20.917	2	8.976	1:21.492	26	11.626	1:22.635	26	11.900	1:21.041	26	11.961	1:21.018
26	8.744	1:20.679	26	9.890	1:22.171	69	12.027	1:25.127	71	12.315	1:20.994	71	12.270	1:20.912
71	9.443	1:20.788	71	10.323	1:21.905	71	12.088	1:22.664	25	12.943	1:21.618	25	12.376	1:20.390
6	10.090	1:21.083	6	11.112	1:22.047	25	12.092	1:21.766	86	14.304	1:21.820	86	14.256	1:20.909
86	10.492	1:21.095	25	11.225	1:21.248	6	12.926	1:22.713	84	19.013	1:25.786	84	19.193	1:21.137
25	11.002	1:20.844	86	11.908	1:22.441	86	13.251	1:22.242	6	21.205	1:29.046	6	21.055	1:20.807
34	11.823	1:21.404	34	12.873	1:22.075	34	13.681	1:21.707	78	23.694	1:27.819	78	24.531	1:21.794
84	13.925	1:21.076	84	14.084	1:21.184	84	13.994	1:20.809	34	25.819	1:32.905	34	27.066	1:22.204
78	14.297	1:21.740	78	15.364	1:22.092	78	16.642	1:22.177	79	27.876	1:23.107	79	29.911	1:22.992
79	20.892	1:22.801	79	23.398	1:23.531	79	25.536	1:23.037	65	29.153	1:23.488	65	31.168	1:22.972
65	23.185	1:22.861	65	25.049	1:22.889	65	26.432	1:22.282	12	29.561	1:23.554	12	31.537	1:22.933
12	23.780	1:23.028	12	25.576	1:22.821	12	26.774	1:22.097	68	32.330	1:24.070	68	36.567	1:25.194
68	25.129	1:23.781	68	26.841	1:22.737	68	29.027	1:23.085	13	42.233	1:24.681	13	44.420	1:23.144
5	32.467	1:26.238	5	34.970	1:23.528	13	38.319	1:23.798	5	42.884	1:24.202	5	45.132	1:23.205
13	33.073	1:24.931	13	35.420	1:23.372	5	39.449	1:25.378	18	45.739	1:23.078	18	46.526	1:21.744
99	37.839	1:35.731	99	39.493	1:22.679	99	43.300	1:24.706	99	46.835	1:24.302	99	48.006	1:22.128
14	38.543	1:28.068	18	40.207	1:22.200	18	43.428	1:24.120	74	53.801	1:24.767	74	56.992	1:24.148
18	39.032	1:21.970	74	46.150	1:25.855	74	49.801	1:24.550	14	55.035	1:25.055	23	57.687	1:23.314
20	41.209	1:26.732	14	46.747	1:29.229	14	50.747	1:24.899	23	55.330	1:25.063	14	59.553	1:25.475
74	41.320	1:24.404	20	47.562	1:27.378	23	51.034	1:24.168	20	57.966	1:26.080	20	1:02.611	1:25.602
23	43.506	1:24.643	23	47.765	1:25.284	20	52.653	1:25.990	30	1:00.206	1:24.658	30	1:03.249	1:24.000
70	46.171	1:26.188	70	52.093	1:26.947	30	56.315	1:24.395	70	1:04.897	1:26.845	70	1:11.221	1:27.281
30	47.146	1:25.452	30	52.819	1:26.698	70	58.819	1:27.625	52	1:05.490	1:25.321	59	1:12.148	1:26.028
52	49.746	1:25.785	52	55.340	1:26.619	52	1:00.936	1:26.495	59	1:07.077	1:25.806	52	1:14.522	1:29.989
59	50.055	1:26.642	59	56.856	1:27.826	59	1:02.038	1:26.081	69	1:09.653	2:18.393 P			

Weather / Track : Bright / Dry

Castle Combe

Circuit Length = 1.8500 miles

Start: 13:57 Flag 14:12 End: 14:14

750 MC MR2 Championship

RACE 4 - LAP CHART

LAP 11 @ 14:12:21.565

NO	BEHIND	LAP TIME
27		1:20.597
96	0.192	1:20.598
50	0.497	1:20.421
11	7.275	1:22.282
24	9.251	1:21.683
2	11.971	1:20.856
26	12.521	1:21.157
71	12.843	1:21.170
25	14.687	1:22.908
86	15.248	1:21.589
84	19.805	1:21.209
6	20.905	1:20.447
78	26.841	1:22.907
34	28.418	1:21.949
79	32.243	1:22.929
65	33.034	1:22.463
12	33.738	1:22.798
68	41.011	1:25.041
13	46.161	1:22.338
18	47.561	1:21.632
5	48.649	1:24.114
99	49.673	1:22.264
23	1:00.674	1:23.584
74	1:01.786	1:25.391
14	1:03.577	1:24.621
30	1:07.574	1:24.922
20	1:08.840	1:26.826
70	1:18.277	1:27.653
59	1:19.128	1:27.577
52	1:19.290	1:25.365

Weather / Track : Bright / Dry

Results can be found at www.tsl-timing.com

Page 3 of 3

Castle Combe
Circuit Length = 1.8500 miles
Start: 13:57 Flag 14:12 End: 14:14

Printed - 14:24 Monday, 30 August 2021

750 MC MR2 Championship

RACE 4 - STATISTICS

Competitors Started 32
Planned Start 2021-08-30 @ 14:25:00.000
Actual Start 2021-08-30 @ 13:57:00.078
Finish Time 2021-08-30 @ 14:12:20.236
Track Length 1.8500mi.
Total Laps 340
Total Distance Covered 629.0028mi.

Session Fastest Lap History

NO	CL	NAME	LAP TIME	TIME OF DAY	LAP	VEHICLE
27	C	Shaun TRAYNOR	1:54.124	13:58:54.204	1	Toyota MR2 Roadster
27	C	Shaun TRAYNOR	1:20.488	14:00:14.693	2	Toyota MR2 Roadster
96	C	Aaron COOKE	1:20.178	14:00:15.093	2	Toyota MR2 Roadster
50	B	Cam WALTON	1:20.158	14:05:42.044	6	Toyota MR2
50	B	Cam WALTON	1:20.123	14:07:02.167	7	Toyota MR2
50	B	Cam WALTON	1:19.539	14:08:21.706	8	Toyota MR2

Session Leader History

NO	CL	NAME	FROM LAP	LAPS LED	DISTANCE	VEHICLE
27	C	Shaun TRAYNOR	1	11	20.35 miles	Toyota MR2 Roadster

Flag History

TYPE	TIME OF DAY
GREEN	13:57:00.078
FINISH	14:12:20.236

Flag Statistics

TYPE	COUNT	TOTAL LAPS	TOTAL TIME
Green	1	11	17:19.940
Red	0	0	0.000
Safety Car	0	0	0.000
FCY	0	0	0.000

750 MC MR2 Championship

RACE 4 - STATISTICS

CLASS : A

3 Starters

Fastest Lap History

NO	NAME	LAP TIME	TIME OF DAY	LAP	VEHICLE
5	Dave HEMINGWAY	2:01.468	13:59:01.544	1	Toyota MR2
5	Dave HEMINGWAY	1:26.266	14:00:27.809	2	Toyota MR2
14	Gareth BAXTER	1:25.320	14:00:31.294	2	Toyota MR2
5	Dave HEMINGWAY	1:24.183	14:01:51.993	3	Toyota MR2
5	Dave HEMINGWAY	1:23.528	14:07:33.312	7	Toyota MR2
5	Dave HEMINGWAY	1:23.205	14:11:46.099	10	Toyota MR2

Leader History

NO	NAME	FROM LAP	LAPS LED	DISTANCE	VEHICLE
5	Dave HEMINGWAY	1	11	20.35 miles	Toyota MR2

750 MC MR2 Championship

RACE 4 - STATISTICS

CLASS : B

15 Starters

Fastest Lap History

NO	NAME	LAP TIME	TIME OF DAY	LAP	VEHICLE
50	Cam WALTON	1:56.966	13:58:57.046	1	Toyota MR2
50	Cam WALTON	1:21.414	14:00:18.460	2	Toyota MR2
26	Paul COOK	1:21.349	14:00:18.975	2	Toyota MR2
25	Paul HINSON	1:21.273	14:01:42.656	3	Toyota MR2
50	Cam WALTON	1:20.884	14:03:01.656	4	Toyota MR2
50	Cam WALTON	1:20.228	14:04:21.886	5	Toyota MR2
50	Cam WALTON	1:20.158	14:05:42.044	6	Toyota MR2
50	Cam WALTON	1:20.123	14:07:02.167	7	Toyota MR2
50	Cam WALTON	1:19.539	14:08:21.706	8	Toyota MR2

Leader History

NO	NAME	FROM LAP	LAPS LED	DISTANCE	VEHICLE
50	Cam WALTON	1	11	20.35 miles	Toyota MR2

750 MC MR2 Championship

RACE 4 - STATISTICS

CLASS : C

14 Starters

Fastest Lap History

NO	NAME	LAP TIME	TIME OF DAY	LAP	VEHICLE
27	Shaun TRAYNOR	1:54.124	13:58:54.204	1	Toyota MR2 Roadster
27	Shaun TRAYNOR	1:20.488	14:00:14.693	2	Toyota MR2 Roadster
96	Aaron COOKE	1:20.178	14:00:15.093	2	Toyota MR2 Roadster

Leader History

NO	NAME	FROM LAP	LAPS LED	DISTANCE	VEHICLE
27	Shaun TRAYNOR	1	11	20.35 miles	Toyota MR2 Roadster

750 MC MR2 Championship

RACE 10 - CLASSIFICATION

POS	NO	CL	PIC NAME	ENTRY	LAPS	TIME	GAP	DIFF	MPH	BEST	ON
1	50	B	1 Cam WALTON	Toyota MR2	9	12:10.884			82.01	1:19.598	6
2	27	C	1 Shaun TRAYNOR	Toyota MR2 Roadster	9	12:12.271	1.387	1.387	81.85	1:19.799	5
3	26	B	2 Paul COOK	Toyota MR2	9	12:14.962	4.078	2.691	81.55	1:20.070	4
4	25	B	3 Paul HINSON	Toyota MR2	9	12:17.204	6.320	2.242	81.30	1:20.258	4
5	2	B	4 Ben ROWE	Toyota MR2	9	12:19.849	8.965	2.645	81.01	1:20.421	5
6	6	B	5 Darren ALDWORTH	Toyota MR2	9	12:22.182	11.298	2.333	80.76	1:20.947	3
7	24	C	2 Daniel SILVESTER	Toyota MR2 Roadster	9	12:22.423	11.539	0.241	80.73	1:20.752	2
8	11	C	3 Adam LOCKWOOD	Toyota MR2 Roadster	9	12:22.706	11.822	0.283	80.70	1:20.895	7
9	71	C	4 Graham MALINGS	Toyota MR2 Roadster	9	12:23.362	12.478	0.656	80.63	1:20.740	5
10	96	C	5 Aaron COOKE	Toyota MR2 Roadster	9	12:24.144	13.260	0.782	80.54	1:21.064	3
11	86	B	6 Leigh BROWN	Toyota MR2	9	12:24.878	13.994	0.734	80.46	1:20.855	6
12	84	C	6 Neil STRATTON	Toyota MR2 Roadster	9	12:25.404	14.520	0.526	80.41	1:20.685	5
13	78	C	7 Jim MEW	Toyota MR2 Roadster	9	12:26.514	15.630	1.110	80.29	1:20.825	4
14	34	B	7 Shane MANSBRIDGE	Toyota MR2	9	12:30.792	19.908	4.278	79.83	1:21.167	5
15	69	C	8 Daniel BRYANT	Toyota MR2 Roadster	9	12:31.450	20.566	0.658	79.76	1:21.106	4
16	12	B	8 Gary PATERSON	Toyota MR2	9	12:41.731	30.847	10.281	78.68	1:22.021	3
17	13	C	9 Rhys DORMAN	Toyota MR2 Roadster	9	12:43.656	32.772	1.925	78.49	1:22.446	9
18	65	B	9 Vere OLDRIDGE	Toyota MR2	9	12:44.401	33.517	0.745	78.41	1:22.466	9
19	79	C	10 Jonathan GRIMES	Toyota MR2 Roadster	9	12:45.780	34.896	1.379	78.27	1:22.960	3
20	68	B	10 Jim COOKE	Toyota MR2	9	12:46.635	35.751	0.855	78.18	1:22.516	4
21	5	A	1 Dave HEMINGWAY	Toyota MR2	9	12:46.937	36.053	0.302	78.15	1:22.926	5
22	30	B	11 Andy WILLIAMS	Toyota MR2	9	12:52.841	41.957	5.904	77.55	1:23.523	4
23	99	B	12 Oliver ALDWORTH	Toyota MR2	9	12:53.003	42.119	0.162	77.54	1:22.148	5
24	23	B	13 Adam HEIT	Toyota MR2	9	13:02.915	52.031	9.912	76.56	1:22.783	9
25	74	C	11 David MUSTARDE	Toyota MR2 Roadster	9	13:10.706	59.822	7.791	75.80	1:22.799	4
26	70	C	12 Stuart BRIERLEY	Toyota MR2 Roadster	9	13:12.869	1:01.985	2.163	75.59	1:24.792	2
27	14	A	2 Gareth BAXTER	Toyota MR2	9	13:13.389	1:02.505	0.520	75.54	1:24.129	2
28	20	C	13 Patrick STONER	Toyota MR2 Roadster	9	13:20.680	1:09.796	7.291	74.86	1:25.906	4
29	52	C	14 Nick EMMONY	Toyota MR2 Roadster	9	13:22.514	1:11.630	1.834	74.69	1:26.305	7
30	59	B	14 David ROWE	Toyota MR2	9	13:26.623	1:15.739	4.109	74.31	1:27.034	7

NOT CLASSIFIED

DNF	18	B	Sam HARPER	Toyota MR2	5	7:00.084	4 Laps	4 Laps	79.27	1:20.977	5
-----	----	---	------------	------------	---	----------	--------	--------	-------	----------	---

FASTEST LAP

50	B	Cam WALTON	Toyota MR2	6	1:19.598	83.67 mph	134.65 kph
27	C	Shaun TRAYNOR	Toyota MR2 Roadster	5	1:19.799	83.46 mph	134.31 kph
5	A	Dave HEMINGWAY	Toyota MR2	5	1:22.926	80.31 mph	129.25 kph

Weather / Track : Bright / Dry

These results are provisional until the conclusion of any judicial and technical matters.

Castle Combe: 1.8500 miles
Race Distance: 9 Laps / 16.65 miles
Start: 18:07 Flag 18:19 End: 18:20

Clerk Of Course :	Stewards :	Timekeeper :
-------------------	------------	--------------

750 MC MR2 Championship

RACE 10 - LAP ANALYSIS

DIFF = Difference To Personal Best Lap

P1 50 Cam WALTON				
LAP	LAP TIME	DIFF	MPH	TIME OF DAY
1 -	1:28.227	8.629	75.48	18:08:35.368
2 -	1:20.777	1.179	82.44	18:09:56.145
3 -	1:20.162	0.564	83.08	18:11:16.307
4 -	1:19.813 (2)	0.215	83.44	18:12:36.120
5 -	1:19.838 (3)	0.240	83.41	18:13:55.958
6 -	1:19.598 (1)		83.67	18:15:15.556
7 -	1:20.441	0.843	82.79	18:16:35.997
8 -	1:20.714	1.116	82.51	18:17:56.711
9 -	1:21.314	1.716	81.90	18:19:18.025

P2 27 Shaun TRAYNOR				
LAP	LAP TIME	DIFF	MPH	TIME OF DAY
1 -	1:28.668	8.869	75.11	18:08:35.809
2 -	1:20.616	0.817	82.61	18:09:56.425
3 -	1:20.384	0.585	82.85	18:11:16.809
4 -	1:20.140 (3)	0.341	83.10	18:12:36.949
5 -	1:19.799 (1)		83.46	18:13:56.748
6 -	1:19.876 (2)	0.077	83.37	18:15:16.624
7 -	1:21.404	1.605	81.81	18:16:38.028
8 -	1:20.469	0.670	82.76	18:17:58.497
9 -	1:20.915	1.116	82.30	18:19:19.412

P3 26 Paul COOK				
LAP	LAP TIME	DIFF	MPH	TIME OF DAY
1 -	1:29.252	9.182	74.62	18:08:36.393
2 -	1:20.912	0.842	82.31	18:09:57.305
3 -	1:20.502 (3)	0.432	82.73	18:11:17.807
4 -	1:20.070 (1)		83.17	18:12:37.877
5 -	1:20.142 (2)	0.072	83.10	18:13:58.019
6 -	1:20.559	0.489	82.67	18:15:18.578
7 -	1:21.432	1.362	81.78	18:16:40.010
8 -	1:21.341	1.271	81.87	18:18:01.351
9 -	1:20.752	0.682	82.47	18:19:22.103

P4 25 Paul HINSON				
LAP	LAP TIME	DIFF	MPH	TIME OF DAY
1 -	1:29.727	9.469	74.22	18:08:36.868
2 -	1:21.063	0.805	82.15	18:09:57.931
3 -	1:20.505 (2)	0.247	82.72	18:11:18.436
4 -	1:20.258 (1)		82.98	18:12:38.694
5 -	1:21.766	1.508	81.45	18:14:00.460
6 -	1:21.006	0.748	82.21	18:15:21.466
7 -	1:21.265	1.007	81.95	18:16:42.731
8 -	1:20.738 (3)	0.480	82.48	18:18:03.469
9 -	1:20.876	0.618	82.34	18:19:24.345

P5 2 Ben ROWE				
LAP	LAP TIME	DIFF	MPH	TIME OF DAY
1 -	1:31.764	11.343	72.57	18:08:38.905
2 -	1:21.292	0.871	81.92	18:10:00.197
3 -	1:20.481 (2)	0.060	82.75	18:11:20.678
4 -	1:21.338	0.917	81.88	18:12:42.016
5 -	1:20.421 (1)		82.81	18:14:02.437
6 -	1:21.019	0.598	82.20	18:15:23.456
7 -	1:20.764	0.343	82.46	18:16:44.220
8 -	1:22.016	1.595	81.20	18:18:06.236
9 -	1:20.754 (3)	0.333	82.47	18:19:26.990

DIFF = Difference To Personal Best Lap

P6 6 Darren ALDWORTH				
LAP	LAP TIME	DIFF	MPH	TIME OF DAY
1 -	1:29.967	9.020	74.02	18:08:37.108
2 -	1:21.166	0.219	82.05	18:09:58.274
3 -	1:20.947 (1)		82.27	18:11:19.221
4 -	1:21.234	0.287	81.98	18:12:40.455
5 -	1:21.143 (3)	0.196	82.07	18:14:01.598
6 -	1:21.364	0.417	81.85	18:15:22.962
7 -	1:21.075 (2)	0.128	82.14	18:16:44.037
8 -	1:23.848	2.901	79.42	18:18:07.885
9 -	1:21.438	0.491	81.78	18:19:29.323

P7 24 Daniel SILVESTER				
LAP	LAP TIME	DIFF	MPH	TIME OF DAY
1 -	1:31.099	10.347	73.10	18:08:38.240
2 -	1:20.752 (1)		82.47	18:09:58.992
3 -	1:21.315	0.563	81.90	18:11:20.307
4 -	1:21.355	0.603	81.86	18:12:41.662
5 -	1:21.176 (3)	0.424	82.04	18:14:02.838
6 -	1:21.358	0.606	81.86	18:15:24.196
7 -	1:20.970 (2)	0.218	82.25	18:16:45.166
8 -	1:22.908	2.156	80.33	18:18:08.074
9 -	1:21.490	0.738	81.72	18:19:29.564

P8 11 Adam LOCKWOOD				
LAP	LAP TIME	DIFF	MPH	TIME OF DAY
1 -	1:30.562	9.667	73.54	18:08:37.703
2 -	1:20.965 (2)	0.070	82.25	18:09:58.668
3 -	1:21.217	0.322	82.00	18:11:19.885
4 -	1:21.059 (3)	0.164	82.16	18:12:40.944
5 -	1:21.244	0.349	81.97	18:14:02.188
6 -	1:21.407	0.512	81.81	18:15:23.595
7 -	1:20.895 (1)		82.32	18:16:44.490
8 -	1:23.317	2.422	79.93	18:18:07.807
9 -	1:22.040	1.145	81.18	18:19:29.847

P9 71 Graham MALINGS				
LAP	LAP TIME	DIFF	MPH	TIME OF DAY
1 -	1:31.600	10.860	72.70	18:08:38.741
2 -	1:21.784	1.044	81.43	18:10:00.525
3 -	1:20.979 (2)	0.239	82.24	18:11:21.504
4 -	1:21.165	0.425	82.05	18:12:42.669
5 -	1:20.740 (1)		82.48	18:14:03.409
6 -	1:21.244	0.504	81.97	18:15:24.653
7 -	1:21.075 (3)	0.335	82.14	18:16:45.728
8 -	1:22.842	2.102	80.39	18:18:08.570
9 -	1:21.933	1.193	81.28	18:19:30.503

P10 96 Aaron COOKE				
LAP	LAP TIME	DIFF	MPH	TIME OF DAY
1 -	1:30.209	9.145	73.82	18:08:37.350
2 -	1:21.068 (2)	0.004	82.15	18:09:58.418
3 -	1:21.064 (1)		82.15	18:11:19.482
4 -	1:21.199	0.135	82.02	18:12:40.681
5 -	1:21.089 (3)	0.025	82.13	18:14:01.770
6 -	1:21.485	0.421	81.73	18:15:23.255
7 -	1:21.445	0.381	81.77	18:16:44.700
8 -	1:23.591	2.527	79.67	18:18:08.291
9 -	1:22.994	1.930	80.24	18:19:31.285

Weather / Track : Bright / Dry

Castle Combe
Circuit Length = 1.8500 miles
Start: 18:07 Flag 18:19 End: 18:20

750 MC MR2 Championship

RACE 10 - LAP ANALYSIS

DIFF = Difference To Personal Best Lap

P11 86 Leigh BROWN				
LAP	LAP TIME	DIFF	MPH	TIME OF DAY
1 -	1:32.422	11.567	72.06	18:08:39.563
2 -	1:21.590	0.735	81.62	18:10:01.153
3 -	1:21.433	0.578	81.78	18:11:22.586
4 -	1:20.996 (2)	0.141	82.22	18:12:43.582
5 -	1:21.174 (3)	0.319	82.04	18:14:04.756
6 -	1:20.855 (1)		82.37	18:15:25.611
7 -	1:21.725	0.870	81.49	18:16:47.336
8 -	1:22.175	1.320	81.04	18:18:09.511
9 -	1:22.508	1.653	80.71	18:19:32.019

P12 84 Neil STRATTON				
LAP	LAP TIME	DIFF	MPH	TIME OF DAY
1 -	1:32.116	11.431	72.30	18:08:39.257
2 -	1:21.526	0.841	81.69	18:10:00.783
3 -	1:21.234	0.549	81.98	18:11:22.017
4 -	1:21.085 (2)	0.400	82.13	18:12:43.102
5 -	1:20.685 (1)		82.54	18:14:03.787
6 -	1:21.110 (3)	0.425	82.11	18:15:24.897
7 -	1:21.573	0.888	81.64	18:16:46.470
8 -	1:22.458	1.773	80.76	18:18:08.928
9 -	1:23.617	2.932	79.64	18:19:32.545

P13 78 Jim MEW				
LAP	LAP TIME	DIFF	MPH	TIME OF DAY
1 -	1:33.237	12.412	71.43	18:08:40.378
2 -	1:21.636	0.811	81.58	18:10:02.014
3 -	1:21.742	0.917	81.47	18:11:23.756
4 -	1:20.825 (1)		82.40	18:12:44.581
5 -	1:21.325 (2)	0.500	81.89	18:14:05.906
6 -	1:21.453 (3)	0.628	81.76	18:15:27.359
7 -	1:22.481	1.656	80.74	18:16:49.840
8 -	1:22.271	1.446	80.95	18:18:12.111
9 -	1:21.544	0.719	81.67	18:19:33.655

P14 34 Shane MANSBRIDGE				
LAP	LAP TIME	DIFF	MPH	TIME OF DAY
1 -	1:33.886	12.719	70.93	18:08:41.027
2 -	1:21.980	0.813	81.23	18:10:03.007
3 -	1:21.415	0.248	81.80	18:11:24.422
4 -	1:21.231 (3)	0.064	81.98	18:12:45.653
5 -	1:21.167 (1)		82.05	18:14:06.820
6 -	1:23.534	2.367	79.72	18:15:30.354
7 -	1:21.869	0.702	81.34	18:16:52.223
8 -	1:24.532	3.365	78.78	18:18:16.755
9 -	1:21.178 (2)	0.011	82.04	18:19:37.933

P15 69 Daniel BRYANT				
LAP	LAP TIME	DIFF	MPH	TIME OF DAY
1 -	1:33.675	12.569	71.09	18:08:40.816
2 -	1:21.700	0.594	81.51	18:10:02.516
3 -	1:21.593 (3)	0.487	81.62	18:11:24.109
4 -	1:21.106 (1)		82.11	18:12:45.215
5 -	1:21.320 (2)	0.214	81.89	18:14:06.535
6 -	1:23.455	2.349	79.80	18:15:29.990
7 -	1:22.677	1.571	80.55	18:16:52.667
8 -	1:22.677	1.571	80.55	18:18:15.344
9 -	1:23.247	2.141	80.00	18:19:38.591

DIFF = Difference To Personal Best Lap

P16 12 Gary PATERSON				
LAP	LAP TIME	DIFF	MPH	TIME OF DAY
1 -	1:35.744	13.723	69.56	18:08:42.885
2 -	1:22.847	0.826	80.38	18:10:05.732
3 -	1:22.021 (1)		81.19	18:11:27.753
4 -	1:23.317	1.296	79.93	18:12:51.070
5 -	1:22.620 (2)	0.599	80.61	18:14:13.690
6 -	1:23.536	1.515	79.72	18:15:37.226
7 -	1:23.789	1.768	79.48	18:17:01.015
8 -	1:22.752 (3)	0.731	80.48	18:18:23.767
9 -	1:25.105	3.084	78.25	18:19:48.872

P17 13 Rhys DORMAN				
LAP	LAP TIME	DIFF	MPH	TIME OF DAY
1 -	1:36.508	14.062	69.00	18:08:43.649
2 -	1:23.950	1.504	79.33	18:10:07.599
3 -	1:23.272	0.826	79.97	18:11:30.871
4 -	1:22.768 (3)	0.322	80.46	18:12:53.639
5 -	1:22.461 (2)	0.015	80.76	18:14:16.100
6 -	1:23.864	1.418	79.41	18:15:39.964
7 -	1:24.518	2.072	78.80	18:17:04.482
8 -	1:23.869	1.423	79.40	18:18:28.351
9 -	1:22.446 (1)		80.78	18:19:50.797

P18 65 Vere OLDRIDGE				
LAP	LAP TIME	DIFF	MPH	TIME OF DAY
1 -	1:37.284	14.818	68.45	18:08:44.425
2 -	1:23.698	1.232	79.57	18:10:08.123
3 -	1:23.726	1.260	79.54	18:11:31.849
4 -	1:22.759 (2)	0.293	80.47	18:12:54.608
5 -	1:23.009 (3)	0.543	80.23	18:14:17.617
6 -	1:23.512	1.046	79.74	18:15:41.129
7 -	1:24.509	2.043	78.80	18:17:05.638
8 -	1:23.438	0.972	79.82	18:18:29.076
9 -	1:22.466 (1)		80.76	18:19:51.542

P19 79 Jonathan GRIMES				
LAP	LAP TIME	DIFF	MPH	TIME OF DAY
1 -	1:35.347	12.387	69.85	18:08:42.488
2 -	1:24.225	1.265	79.07	18:10:06.713
3 -	1:22.960 (1)		80.28	18:11:29.673
4 -	1:23.033 (3)	0.073	80.20	18:12:52.706
5 -	1:22.984 (2)	0.024	80.25	18:14:15.690
6 -	1:24.586	1.626	78.73	18:15:40.276
7 -	1:24.595	1.635	78.72	18:17:04.871
8 -	1:23.991	1.031	79.29	18:18:28.862
9 -	1:24.059	1.099	79.23	18:19:52.921

P20 68 Jim COOKE				
LAP	LAP TIME	DIFF	MPH	TIME OF DAY
1 -	1:36.225	13.709	69.21	18:08:43.366
2 -	1:24.277	1.761	79.02	18:10:07.643
3 -	1:23.812	1.296	79.46	18:11:31.455
4 -	1:22.516 (1)		80.71	18:12:53.971
5 -	1:22.805 (2)	0.289	80.43	18:14:16.776
6 -	1:24.088	1.572	79.20	18:15:40.864
7 -	1:24.362	1.846	78.94	18:17:05.226
8 -	1:25.360	2.844	78.02	18:18:30.586
9 -	1:23.190 (3)	0.674	80.05	18:19:53.776

Weather / Track : Bright / Dry

Castle Combe
Circuit Length = 1.8500 miles
Start: 18:07 Flag 18:19 End: 18:20

750 MC MR2 Championship

RACE 10 - LAP ANALYSIS

DIFF = Difference To Personal Best Lap

P21 5 Dave HEMINGWAY				
LAP	LAP TIME	DIFF	MPH	TIME OF DAY
1 -	1:37.633	14.707	68.21	18:08:44.774
2 -	1:23.969	1.043	79.31	18:10:08.743
3 -	1:23.955	1.029	79.32	18:11:32.698
4 -	1:23.103 (2)	0.177	80.14	18:12:55.801
5 -	1:22.926 (1)		80.31	18:14:18.727
6 -	1:23.877	0.951	79.40	18:15:42.604
7 -	1:23.576	0.650	79.68	18:17:06.180
8 -	1:24.773	1.847	78.56	18:18:30.953
9 -	1:23.125 (3)	0.199	80.12	18:19:54.078

P22 30 Andy WILLIAMS				
LAP	LAP TIME	DIFF	MPH	TIME OF DAY
1 -	1:38.979	15.456	67.28	18:08:46.120
2 -	1:24.089	0.566	79.20	18:10:10.209
3 -	1:24.177	0.654	79.11	18:11:34.386
4 -	1:23.523 (1)		79.73	18:12:57.909
5 -	1:24.016 (3)	0.493	79.27	18:14:21.925
6 -	1:24.139	0.616	79.15	18:15:46.064
7 -	1:24.617	1.094	78.70	18:17:10.681
8 -	1:25.498	1.975	77.89	18:18:36.179
9 -	1:23.803 (2)	0.280	79.47	18:19:59.982

P23 99 Oliver ALDWORTH				
LAP	LAP TIME	DIFF	MPH	TIME OF DAY
1 -	1:42.608	20.460	64.90	18:08:49.749
2 -	1:24.996	2.848	78.35	18:10:14.745
3 -	1:23.547	1.399	79.71	18:11:38.292
4 -	1:22.721 (2)	0.573	80.51	18:13:01.013
5 -	1:22.148 (1)		81.07	18:14:23.161
6 -	1:24.410	2.262	78.90	18:15:47.571
7 -	1:23.393 (3)	1.245	79.86	18:17:10.964
8 -	1:25.541	3.393	77.85	18:18:36.505
9 -	1:23.639	1.491	79.62	18:20:00.144

P24 23 Adam HEIT				
LAP	LAP TIME	DIFF	MPH	TIME OF DAY
1 -	1:42.851	20.068	64.75	18:08:49.992
2 -	1:27.144	4.361	76.42	18:10:17.136
3 -	1:26.013	3.230	77.43	18:11:43.149
4 -	1:24.339 (3)	1.556	78.96	18:13:07.488
5 -	1:24.533	1.750	78.78	18:14:32.021
6 -	1:25.980	3.197	77.46	18:15:58.001
7 -	1:25.087	2.304	78.27	18:17:23.088
8 -	1:24.185 (2)	1.402	79.11	18:18:47.273
9 -	1:22.783 (1)		80.45	18:20:10.056

P25 74 David MUSTARDE				
LAP	LAP TIME	DIFF	MPH	TIME OF DAY
1 -	1:37.965	15.166	67.98	18:08:45.106
2 -	1:24.266	1.467	79.03	18:10:09.372
3 -	1:24.061 (3)	1.262	79.22	18:11:33.433
4 -	1:22.799 (1)		80.43	18:12:56.232
5 -	1:42.779	19.980	64.79	18:14:39.011
6 -	1:25.954	3.155	77.48	18:16:04.965
7 -	1:23.371 (2)	0.572	79.88	18:17:28.336
8 -	1:25.360	2.561	78.02	18:18:53.696
9 -	1:24.151	1.352	79.14	18:20:17.847

DIFF = Difference To Personal Best Lap

P26 70 Stuart BRIERLEY				
LAP	LAP TIME	DIFF	MPH	TIME OF DAY
1 -	1:39.566	14.774	66.89	18:08:46.707
2 -	1:24.792 (1)		78.54	18:10:11.499
3 -	1:24.879 (2)	0.087	78.46	18:11:36.378
4 -	1:26.194 (3)	1.402	77.26	18:13:02.572
5 -	1:26.931	2.139	76.61	18:14:29.503
6 -	1:28.096	3.304	75.59	18:15:57.599
7 -	1:27.907	3.115	75.76	18:17:25.506
8 -	1:27.908	3.116	75.76	18:18:53.414
9 -	1:26.596	1.804	76.90	18:20:20.010

P27 14 Gareth BAXTER				
LAP	LAP TIME	DIFF	MPH	TIME OF DAY
1 -	1:40.837	16.708	66.04	18:08:47.978
2 -	1:24.129 (1)		79.16	18:10:12.107
3 -	1:25.825 (3)	1.696	77.60	18:11:37.932
4 -	1:25.427 (2)	1.298	77.96	18:13:03.359
5 -	1:27.053	2.924	76.50	18:14:30.412
6 -	1:30.424	6.295	73.65	18:16:00.836
7 -	1:26.539	2.410	76.95	18:17:27.375
8 -	1:26.832	2.703	76.70	18:18:54.207
9 -	1:26.323	2.194	77.15	18:20:20.530

P28 20 Patrick STONER				
LAP	LAP TIME	DIFF	MPH	TIME OF DAY
1 -	1:42.578	16.672	64.92	18:08:49.719
2 -	1:28.198	2.292	75.51	18:10:17.917
3 -	1:27.196	1.290	76.37	18:11:45.113
4 -	1:25.906 (1)		77.52	18:13:11.019
5 -	1:27.552	1.646	76.06	18:14:38.571
6 -	1:29.634	3.728	74.30	18:16:08.205
7 -	1:26.706 (3)	0.800	76.81	18:17:34.911
8 -	1:26.768	0.862	76.75	18:19:01.679
9 -	1:26.142 (2)	0.236	77.31	18:20:27.821

P29 52 Nick EMMONY				
LAP	LAP TIME	DIFF	MPH	TIME OF DAY
1 -	1:42.224	15.919	65.15	18:08:49.365
2 -	1:28.291	1.986	75.43	18:10:17.656
3 -	1:28.636	2.331	75.13	18:11:46.292
4 -	1:27.405	1.100	76.19	18:13:13.697
5 -	1:26.742 (2)	0.437	76.77	18:14:40.439
6 -	1:28.705	2.400	75.08	18:16:09.144
7 -	1:26.305 (1)		77.16	18:17:35.449
8 -	1:26.814 (3)	0.509	76.71	18:19:02.263
9 -	1:27.392	1.087	76.20	18:20:29.655

P30 59 David ROWE				
LAP	LAP TIME	DIFF	MPH	TIME OF DAY
1 -	1:41.718	14.684	65.47	18:08:48.859
2 -	1:27.989	0.955	75.69	18:10:16.848
3 -	1:28.709	1.675	75.07	18:11:45.557
4 -	1:27.701 (3)	0.667	75.94	18:13:13.258
5 -	1:27.595 (2)	0.561	76.03	18:14:40.853
6 -	1:29.840	2.806	74.13	18:16:10.693
7 -	1:27.034 (1)		76.52	18:17:37.727
8 -	1:28.120	1.086	75.57	18:19:05.847
9 -	1:27.917	0.883	75.75	18:20:33.764

Weather / Track : Bright / Dry

Castle Combe
Circuit Length = 1.8500 miles
Start: 18:07 Flag 18:19 End: 18:20

750 MC MR2 Championship

RACE 10 - LAP ANALYSIS

DIFF = Difference To Personal Best Lap

P31 18 Sam HARPER				
LAP	LAP TIME	DIFF	MPH	TIME OF DAY
1 -	1:34.679	13.702	70.34	18:08:41.820
2 -	1:21.951	0.974	81.26	18:10:03.771
3 -	1:21.283 (3)	0.306	81.93	18:11:25.054
4 -	1:21.194 (2)	0.217	82.02	18:12:46.248
5 -	1:20.977 (1)		82.24	18:14:07.225

750 MC MR2 Championship

RACE 10 - LAP CHART

LAP 1 @ 18:08:35.368			LAP 2 @ 18:09:56.145			LAP 3 @ 18:11:16.307			LAP 4 @ 18:12:36.120			LAP 5 @ 18:13:55.958		
NO	BEHIND	LAP TIME	NO	BEHIND	LAP TIME	NO	BEHIND	LAP TIME	NO	BEHIND	LAP TIME	NO	BEHIND	LAP TIME
50		1:28.227	50		1:20.777	50		1:20.162	50		1:19.813	50		1:19.838
27	0.441	1:28.668	27	0.280	1:20.616	27	0.502	1:20.384	27	0.829	1:20.140	27	0.790	1:19.799
26	1.025	1:29.252	26	1.160	1:20.912	26	1.500	1:20.502	26	1.757	1:20.070	26	2.061	1:20.142
25	1.500	1:29.727	25	1.786	1:21.063	25	2.129	1:20.505	25	2.574	1:20.258	25	4.502	1:21.766
6	1.740	1:29.967	6	2.129	1:21.166	6	2.914	1:20.947	6	4.335	1:21.234	6	5.640	1:21.143
96	1.982	1:30.209	96	2.273	1:21.068	96	3.175	1:21.064	96	4.561	1:21.199	96	5.812	1:21.089
11	2.335	1:30.562	11	2.523	1:20.965	11	3.578	1:21.217	11	4.824	1:21.059	11	6.230	1:21.244
24	2.872	1:31.099	24	2.847	1:20.752	24	4.000	1:21.315	24	5.542	1:21.355	2	6.479	1:20.421
71	3.373	1:31.600	2	4.052	1:21.292	2	4.371	1:20.481	2	5.896	1:21.338	24	6.880	1:21.176
2	3.537	1:31.764	71	4.380	1:21.784	71	5.197	1:20.979	71	6.549	1:21.165	71	7.451	1:20.740
84	3.889	1:32.116	84	4.638	1:21.526	84	5.710	1:21.234	84	6.982	1:21.085	84	7.829	1:20.685
86	4.195	1:32.422	86	5.008	1:21.590	86	6.279	1:21.433	86	7.462	1:20.996	86	8.798	1:21.174
78	5.010	1:33.237	78	5.869	1:21.636	78	7.449	1:21.742	78	8.461	1:20.825	78	9.948	1:21.325
69	5.448	1:33.675	69	6.371	1:21.700	69	7.802	1:21.593	69	9.095	1:21.106	69	10.577	1:21.320
34	5.659	1:33.886	34	6.862	1:21.980	34	8.115	1:21.415	34	9.533	1:21.231	34	10.862	1:21.167
18	6.452	1:34.679	18	7.626	1:21.951	18	8.747	1:21.283	18	10.128	1:21.194	18	11.267	1:20.977
79	7.120	1:35.347	12	9.587	1:22.847	12	11.446	1:22.021	12	14.950	1:23.317	12	17.732	1:22.620
12	7.517	1:35.744	79	10.568	1:24.225	79	13.366	1:22.960	79	16.586	1:23.033	79	19.732	1:22.984
68	7.998	1:36.225	13	11.454	1:23.950	13	14.564	1:23.272	13	17.519	1:22.768	13	20.142	1:22.461
13	8.281	1:36.508	68	11.498	1:24.277	68	15.148	1:23.812	68	17.851	1:22.516	68	20.818	1:22.805
65	9.057	1:37.284	65	11.978	1:23.698	65	15.542	1:23.726	65	18.488	1:22.759	65	21.659	1:23.009
5	9.406	1:37.633	5	12.598	1:23.969	5	16.391	1:23.955	5	19.681	1:23.103	5	22.769	1:22.926
74	9.738	1:37.965	74	13.227	1:24.266	74	17.126	1:24.061	74	20.112	1:22.799	30	25.967	1:24.016
30	10.752	1:38.979	30	14.064	1:24.089	30	18.079	1:24.177	30	21.789	1:23.523	99	27.203	1:22.148
70	11.339	1:39.566	70	15.354	1:24.792	70	20.071	1:24.879	99	24.893	1:22.721	70	33.545	1:26.931
14	12.610	1:40.837	14	15.962	1:24.129	14	21.625	1:25.825	70	26.452	1:26.194	14	34.454	1:27.053
59	13.491	1:41.718	99	18.600	1:24.996	99	21.985	1:23.547	14	27.239	1:25.427	23	36.063	1:24.533
52	13.997	1:42.224	59	20.703	1:27.989	23	26.842	1:26.013	23	31.368	1:24.339	20	42.613	1:27.552
20	14.351	1:42.578	23	20.991	1:27.144	20	28.806	1:27.196	20	34.899	1:25.906	74	43.053	1:42.779
99	14.381	1:42.608	52	21.511	1:28.291	59	29.250	1:28.709	59	37.138	1:27.701	52	44.481	1:26.742
23	14.624	1:42.851	20	21.772	1:28.198	52	29.985	1:28.636	52	37.577	1:27.405	59	44.895	1:27.595

Weather / Track : Bright / Dry

Castle Combe

Circuit Length = 1.8500 miles

Start: 18:07 Flag 18:19 End: 18:20

750 MC MR2 Championship

RACE 10 - LAP CHART

LAP 6 @ 18:15:15.556			LAP 7 @ 18:16:35.997			LAP 8 @ 18:17:56.711			LAP 9 @ 18:19:18.025		
NO	BEHIND	LAP TIME	NO	BEHIND	LAP TIME	NO	BEHIND	LAP TIME	NO	BEHIND	LAP TIME
50		1:19.598	50		1:20.441	50		1:20.714	50		1:21.314
27	1.068	1:19.876	27	2.031	1:21.404	27	1.786	1:20.469	27	1.387	1:20.915
26	3.022	1:20.559	26	4.013	1:21.432	26	4.640	1:21.341	26	4.078	1:20.752
25	5.910	1:21.006	25	6.734	1:21.265	25	6.758	1:20.738	25	6.320	1:20.876
6	7.406	1:21.364	6	8.040	1:21.075	2	9.525	1:22.016	2	8.965	1:20.754
96	7.699	1:21.485	2	8.223	1:20.764	11	11.096	1:23.317	6	11.298	1:21.438
2	7.900	1:21.019	11	8.493	1:20.895	6	11.174	1:23.848	24	11.539	1:21.490
11	8.039	1:21.407	96	8.703	1:21.445	24	11.363	1:22.908	11	11.822	1:22.040
24	8.640	1:21.358	24	9.169	1:20.970	96	11.580	1:23.591	71	12.478	1:21.933
71	9.097	1:21.244	71	9.731	1:21.075	71	11.859	1:22.842	96	13.260	1:22.994
84	9.341	1:21.110	84	10.473	1:21.573	84	12.217	1:22.458	86	13.994	1:22.508
86	10.055	1:20.855	86	11.339	1:21.725	86	12.800	1:22.175	84	14.520	1:23.617
78	11.803	1:21.453	78	13.843	1:22.481	78	15.400	1:22.271	78	15.630	1:21.544
69	14.434	1:23.455	34	16.226	1:21.869	69	18.633	1:22.677	34	19.908	1:21.178
34	14.798	1:23.534	69	16.670	1:22.677	34	20.044	1:24.532	69	20.566	1:23.247
12	21.670	1:23.536	12	25.018	1:23.789	12	27.056	1:22.752	12	30.847	1:25.105
13	24.408	1:23.864	13	28.485	1:24.518	13	31.640	1:23.869	13	32.772	1:22.446
79	24.720	1:24.586	79	28.874	1:24.595	79	32.151	1:23.991	65	33.517	1:22.466
68	25.308	1:24.088	68	29.229	1:24.362	65	32.365	1:23.438	79	34.896	1:24.059
65	25.573	1:23.512	65	29.641	1:24.509	68	33.875	1:25.360	68	35.751	1:23.190
5	27.048	1:23.877	5	30.183	1:23.576	5	34.242	1:24.773	5	36.053	1:23.125
30	30.508	1:24.139	30	34.684	1:24.617	30	39.468	1:25.498	30	41.957	1:23.803
99	32.015	1:24.410	99	34.967	1:23.393	99	39.794	1:25.541	99	42.119	1:23.639
70	42.043	1:28.096	23	47.091	1:25.087	23	50.562	1:24.185	23	52.031	1:22.783
23	42.445	1:25.980	70	49.509	1:27.907	70	56.703	1:27.908	74	59.822	1:24.151
14	45.280	1:30.424	14	51.378	1:26.539	74	56.985	1:25.360	70	1:01.985	1:26.596
74	49.409	1:25.954	74	52.339	1:23.371	14	57.496	1:26.832	14	1:02.505	1:26.323
20	52.649	1:29.634	20	58.914	1:26.706	20	1:04.968	1:26.768	20	1:09.796	1:26.142
52	53.588	1:28.705	52	59.452	1:26.305	52	1:05.552	1:26.814	52	1:11.630	1:27.392
59	55.137	1:29.840	59	1:01.730	1:27.034	59	1:09.136	1:28.120	59	1:15.739	1:27.917

Weather / Track : Bright / Dry

Results can be found at www.tsl-timing.com

Page 2 of 2

Castle Combe

Circuit Length = 1.8500 miles

Start: 18:07 Flag 18:19 End: 18:20

Printed - 18:21 Monday, 30 August 2021

750 MC MR2 Championship

RACE 10 - STATISTICS

Competitors Started 31
Planned Start 2021-08-30 @ 18:05:00.000
Actual Start 2021-08-30 @ 18:07:07.140
Finish Time 2021-08-30 @ 18:19:17.024
Track Length 1.8500mi.
Total Laps 275
Total Distance Covered 508.7523mi.

Session Fastest Lap History

NO	CL	NAME	LAP TIME	TIME OF DAY	LAP	VEHICLE
50	B	Cam WALTON	1:28.227	18:08:35.370	1	Toyota MR2
50	B	Cam WALTON	1:20.777	18:09:56.148	2	Toyota MR2
27	C	Shaun TRAYNOR	1:20.616	18:09:56.425	2	Toyota MR2 Roadster
50	B	Cam WALTON	1:20.162	18:11:16.310	3	Toyota MR2
50	B	Cam WALTON	1:19.813	18:12:36.122	4	Toyota MR2
27	C	Shaun TRAYNOR	1:19.799	18:13:56.749	5	Toyota MR2 Roadster
50	B	Cam WALTON	1:19.598	18:15:15.558	6	Toyota MR2

Session Leader History

NO	CL	NAME	FROM LAP	LAPS LED	DISTANCE	VEHICLE
50	B	Cam WALTON	1	9	16.65 miles	Toyota MR2

Flag History

TYPE	TIME OF DAY
GREEN	18:07:07.140
FINISH	18:19:17.024

Flag Statistics

TYPE	COUNT	TOTAL LAPS	TOTAL TIME
Green	1	9	13:45.013
Red	0	0	0.000
Safety Car	0	0	0.000
FCY	0	0	0.000

Weather / Track : Bright / Dry

750 MC MR2 Championship

RACE 10 - STATISTICS

CLASS : A

2 Starters

Fastest Lap History

NO	NAME	LAP TIME	TIME OF DAY	LAP	VEHICLE
5	Dave HEMINGWAY	1:37.633	18:08:44.771	1	Toyota MR2
5	Dave HEMINGWAY	1:23.969	18:10:08.740	2	Toyota MR2
5	Dave HEMINGWAY	1:23.955	18:11:32.695	3	Toyota MR2
5	Dave HEMINGWAY	1:23.103	18:12:55.799	4	Toyota MR2
5	Dave HEMINGWAY	1:22.926	18:14:18.724	5	Toyota MR2

Leader History

NO	NAME	FROM LAP	LAPS LED	DISTANCE	VEHICLE
5	Dave HEMINGWAY	1	9	16.65 miles	Toyota MR2

750 MC MR2 Championship

RACE 10 - STATISTICS

CLASS : B

15 Starters

Fastest Lap History

NO	NAME	LAP TIME	TIME OF DAY	LAP	VEHICLE
50	Cam WALTON	1:28.227	18:08:35.370	1	Toyota MR2
50	Cam WALTON	1:20.777	18:09:56.148	2	Toyota MR2
50	Cam WALTON	1:20.162	18:11:16.310	3	Toyota MR2
50	Cam WALTON	1:19.813	18:12:36.122	4	Toyota MR2
50	Cam WALTON	1:19.598	18:15:15.558	6	Toyota MR2

Leader History

NO	NAME	FROM LAP	LAPS LED	DISTANCE	VEHICLE
50	Cam WALTON	1	9	16.65 miles	Toyota MR2

750 MC MR2 Championship

RACE 10 - STATISTICS

CLASS : C

14 Starters

Fastest Lap History

NO	NAME	LAP TIME	TIME OF DAY	LAP	VEHICLE
27	Shaun TRAYNOR	1:28.668	18:08:35.811	1	Toyota MR2 Roadster
27	Shaun TRAYNOR	1:20.616	18:09:56.425	2	Toyota MR2 Roadster
27	Shaun TRAYNOR	1:20.384	18:11:16.811	3	Toyota MR2 Roadster
27	Shaun TRAYNOR	1:20.140	18:12:36.951	4	Toyota MR2 Roadster
27	Shaun TRAYNOR	1:19.799	18:13:56.749	5	Toyota MR2 Roadster

Leader History

NO	NAME	FROM LAP	LAPS LED	DISTANCE	VEHICLE
27	Shaun TRAYNOR	1	9	16.65 miles	Toyota MR2 Roadster