



**Millers Oils Toyota MR2 Championship
Qualifying 10**

PI	No	Cl	Name	Car	Laps	Time on Lap	Behind	MPH
1	10	B	Martin FARRELLY	Toyota MR2 Mk2	10	1:21.96	6	68.08
2	83	C	William GALLACHER	Toyota MR2 Mk2	11	1:22.04	8	68.02
3	27	B	Shaun TRAYNOR	Toyota MR2 Mk2	11	1:22.11	11	67.96
4	88	C	Stuart NICHOLLS	Toyota MR2 Roadster	11	1:22.22	6	67.87
5	11	B	Jim DAVIES	Toyota MR2 Mk2	10	1:22.27	7	67.83
6	22	B	Mark BARBER	Toyota MR2 Mk2	11	1:22.32	10	67.78
7	26	B	Paul COOK	Toyota MR2 Mk2	11	1:22.66	8	67.51
8	8	B	Timothy HERON	Toyota MR2 Mk2	11	1:22.67	10	67.50
9	85	B	Nigel RALPHSON	Toyota MR2 Mk2	11	1:22.74	7	67.44
10	4	B	Kristian WHITE	Toyota MR2 Mk2	11	1:22.79	6	67.40
11	73	B	Simon WALLIS	Toyota MR2 Mk2	11	1:22.86	5	67.34
12	44	B	Wayne LEWIS	Toyota MR2 Mk2	11	1:23.04	9	67.20
13	71	B	Graham MALINGS	Toyota MR2 Mk2	10	1:23.11	3	67.14
14	89	C	Mick NICHOLLS	Toyota MR2 Roadster	11	1:23.13	4	67.12
15	40	B	Lewis WARD	Toyota MR2 Mk2	10	1:23.19	7	67.08
16	43	B	Darren ALDWORTH	Toyota MR2 Mk2	10	1:23.42	10	66.89
17	21	B	Phil HUTCHINS	Toyota MR2 Mk2	11	1:23.52	7	66.81
18	79	C	Jonathan GRIMES	Toyota MR2 Roadster	10	1:23.84	8	66.56
19	29	B	Martin FAHY	Toyota MR2 Mk2	7	1:23.96	7	66.46
20	60	B	Trevor COOPER	Toyota MR2 Mk2	10	1:24.69	9	65.89
21	82	C	Leighton NORRIS	Toyota Mk2 Roadster	8	1:25.20	6	65.49
22	65	B	Alan COOPER	Toyota MR2 Mk2	10	1:26.03	7	64.86
23	18	B	Andy WINTERTON	Toyota MR2 Mk2	10	1:26.95	5	64.17
24	17	C	Maxine NICHOLLS	Toyota MR2 Roadster	9	1:29.99	4	62.01
25	50	C	Andrew STRANGE	Toyota MR2 Roadster	9	1:33.64	9	59.59

Weather / Track: Bright / Dry

Start Time : 09:00

Anglesey Coastal

19 Jul 15 09:18

Clerk of Course :	Time Issued :	Chief Timekeeper : Terry Stevens
-------------------	---------------	----------------------------------

THESE RESULTS REMAIN PROVISIONAL FOR A MINIMUM OF 30 MINUTES FROM THE TIME OF ISSUE AND UNTIL ALL JUDICIAL AND TECHNICAL MATTERS HAVE BEEN SETTLED.

Millers Oils Toyota MR2 Championship

LAP TIMES - Qualifying 10

4	Kristian WHITE										
Lap	1	2	3	4	5	6	7	8	9	10	
1	1:30.32	1:23.89	1:24.66	1:23.43	1:23.27	1:22.79	1:23.05	1:23.13	1:23.29	1:23.06	
11	1:24.04										
8	Timothy HERON										
Lap	1	2	3	4	5	6	7	8	9	10	
1	1:31.77	1:23.23	1:23.08	1:27.41	1:23.25	1:22.93	1:23.38	1:23.42	1:23.21	1:22.67	
11	1:23.36										
10	Martin FARRELLY										
Lap	1	2	3	4	5	6	7	8	9	10	
1	1:31.97	1:23.00	1:23.32	1:23.43	1:22.56	1:21.96	1:22.77	1:22.48	1:23.44	1:24.11	
11	Jim DAVIES										
Lap	1	2	3	4	5	6	7	8	9	10	
1	1:30.01	1:23.16	1:22.84	1:22.90	1:22.54	1:22.88	1:22.27	1:25.66	2:08.95	1:23.83	
17	Maxine NICHOLLS										
Lap	1	2	3	4	5	6	7	8	9	10	
1	1:42.37	1:30.67	1:30.31	1:29.99	1:30.35	1:33.93	1:33.02	1:32.36	1:31.15		
18	Andy WINTERTON										
Lap	1	2	3	4	5	6	7	8	9	10	
1	1:42.10	1:30.81	1:28.97	1:27.63	1:26.95	1:27.74	1:27.26	1:26.95	1:27.28	1:28.90	
21	Phil HUTCHINS										
Lap	1	2	3	4	5	6	7	8	9	10	
1	1:30.05	1:24.27	1:29.97	1:23.62	1:24.29	1:24.70	1:23.52	1:23.90	1:24.67	1:24.00	
11	1:23.72										
22	Mark BARBER										
Lap	1	2	3	4	5	6	7	8	9	10	
1	1:27.67	1:23.35	1:22.41	1:22.72	1:22.38	1:25.61	1:22.88	1:23.28	1:22.85	1:22.32	
11	1:22.72										
26	Paul COOK										
Lap	1	2	3	4	5	6	7	8	9	10	
1	1:29.99	1:25.98	1:23.96	1:23.59	1:25.50	1:22.87	1:23.57	1:22.66	1:23.32	1:23.35	
11	1:23.53										
27	Shaun TRAYNOR										
Lap	1	2	3	4	5	6	7	8	9	10	
1	1:31.31	1:23.01	1:22.20	1:23.52	1:22.31	1:22.20	1:22.41	1:22.93	1:22.21	1:23.07	
11	1:22.11										
29	Martin FAHY										
Lap	1	2	3	4	5	6	7	8	9	10	
1	1:25.72	1:25.20	1:25.53	1:24.17	1:24.15	1:24.06	1:23.96				

40	Lewis WARD										
	Lap	1	2	3	4	5	6	7	8	9	10
	1	1:29.59	1:25.24	1:23.70	1:23.47	1:23.80	1:25.16	1:23.19	1:23.88	1:23.58	1:25.11
43	Darren ALDWORTH										
	Lap	1	2	3	4	5	6	7	8	9	10
	1	1:43.32	1:23.60	1:23.50	1:23.47	1:23.89	1:23.53	1:23.82	1:23.83	1:23.61	1:23.42
44	Wayne LEWIS										
	Lap	1	2	3	4	5	6	7	8	9	10
	1	1:30.40	1:24.34	1:23.62	1:23.89	1:23.20	1:23.41	1:24.66	1:24.41	1:23.04	1:23.38
	11	1:24.01									
50	Andrew STRANGE										
	Lap	1	2	3	4	5	6	7	8	9	10
	1	1:48.39	1:36.35	1:37.23	1:42.99	1:36.85	1:37.91	1:35.66	1:37.70	1:33.64	
60	Trevor COOPER										
	Lap	1	2	3	4	5	6	7	8	9	10
	1	1:33.80	1:25.27	1:26.20	1:25.00	1:24.90	1:25.05	1:26.65	1:26.10	1:24.69	1:25.39
65	Alan COOPER										
	Lap	1	2	3	4	5	6	7	8	9	10
	1	1:35.94	1:28.59	1:29.93	1:27.69	1:27.31	1:27.13	1:26.03	1:26.47	1:27.17	1:27.61
71	Graham MALINGS										
	Lap	1	2	3	4	5	6	7	8	9	10
	1	1:44.00	1:24.16	1:23.11	1:23.29	1:23.57	1:23.67	1:24.29	1:24.37	1:24.02	1:24.17
73	Simon WALLIS										
	Lap	1	2	3	4	5	6	7	8	9	10
	1	1:31.06	1:24.10	1:23.65	1:23.43	1:22.86	1:23.18	1:24.05	1:25.48	1:23.06	1:23.01
	11	1:25.10									
79	Jonathan GRIMES										
	Lap	1	2	3	4	5	6	7	8	9	10
	1	1:32.51	1:25.53	1:24.54	1:25.36	1:25.39	1:25.74	1:24.11	1:23.84	1:24.89	1:24.44
82	Leighton NORRIS										
	Lap	1	2	3	4	5	6	7	8	9	10
	1	1:44.61	1:30.78	1:27.39	1:25.96	1:26.37	1:25.20	1:26.20	1:25.90		
83	William GALLACHER										
	Lap	1	2	3	4	5	6	7	8	9	10
	1	1:29.13	1:23.25	1:22.25	1:23.00	1:22.96	1:22.24	1:22.38	1:22.04	1:22.41	1:22.14
	11	1:22.36									
85	Nigel RALPHSON										
	Lap	1	2	3	4	5	6	7	8	9	10
	1	1:30.63	1:23.26	1:23.10	1:23.38	1:22.96	1:23.43	1:22.74	1:23.26	1:22.98	1:23.25
	11	1:23.41									
88	Stuart NICHOLLS										
	Lap	1	2	3	4	5	6	7	8	9	10
	1	1:26.73	1:24.63	1:23.74	1:22.72	1:22.83	1:22.22	1:23.05	1:22.68	1:22.77	1:23.14
	11	1:23.46									

89 Mick NICHOLLS

Lap	1	2	3	4	5	6	7	8	9	10
1	1:29.56	1:24.05	1:23.35	1:23.13	1:23.98	1:26.99	1:23.47	1:24.61	1:24.02	1:25.03
11	1:24.80									

RACE GRID

Millers Oils Toyota MR2 Championship

Race 14

ROW 14		
ROW 13		50 01:33.640 Andrew STRANGE
ROW 12	17 01:29.990 Maxine NICHOLLS	18 01:26.950 Andy WINTERTON
ROW 11	65 01:26.030 Alan COOPER	82 01:25.200 Leighton NORRIS
ROW 10	60 01:24.690 Trevor COOPER	29 01:23.960 Martin FAHY
ROW 9	79 01:23.840 Jonathan GRIMES	21 01:23.520 Phil HUTCHINS
ROW 8	89 01:23.130 Mick NICHOLLS	43 01:23.420 Darren ALDWORTH
ROW 7	40 01:23.190 Lewis WARD	71 01:23.110 Graham MALINGS
ROW 6	44 01:23.040 Wayne LEWIS	73 01:22.860 Simon WALLIS
ROW 5	4 01:22.790 Kristian WHITE	85 01:22.740 Nigel RALPHSON
ROW 4	8 01:22.670 Timothy HERON	26 01:22.660 Paul COOK
ROW 3	22 01:22.320 Mark BARBER	11 01:22.270 Jim DAVIES
ROW 2	88 01:22.220 Stuart NICHOLLS	27 01:22.110 Shaun TRAYNOR
ROW 1	83 01:22.040 William GALLACHER	10 01:21.960 Martin FARRELLY

POLE

No 89 - 2 position penalty from previous meeting



Millers Oils Toyota MR2 Championship

Provisional Results - Race 14

Pl	No	Cl	Name	Car	Laps	Time	Behind	MPH	Best Lap on	MPH	
1	27	B	Shaun TRAYNOR	Toyota MR2 Mk2	11	15:19.95		66.72	1:22.70	10	67.47
2	10	B	Martin FARRELLY	Toyota MR2 Mk2	11	15:21.27	1.32	66.63	1:22.91	2	67.30
3	22	B	Mark BARBER	Toyota MR2 Mk2	11	15:21.88	1.93	66.58	1:22.79	7	67.40
4	11	B	Jim DAVIES	Toyota MR2 Mk2	11	15:22.10	2.15	66.57	1:22.70	5	67.47
5	85	B	Nigel RALPHSON	Toyota MR2 Mk2	11	15:26.70	6.75	66.24	1:22.95	6	67.27
6	8	B	Timothy HERON	Toyota MR2 Mk2	11	15:27.10	7.15	66.21	1:23.03	5	67.20
7	26	B	Paul COOK	Toyota MR2 Mk2	11	15:27.76	7.81	66.16	1:22.99	6	67.24
8	88	C	Stuart NICHOLLS	Toyota MR2 Roadster	11	15:28.01	8.06	66.14	1:22.77	5	67.42
9	4	B	Kristian WHITE	Toyota MR2 Mk2	11	15:28.25	8.30	66.12	1:23.16	3	67.10
10	73	B	Simon WALLIS	Toyota MR2 Mk2	11	15:28.86	8.91	66.08	1:23.31	3	66.98
11	21	B	Phil HUTCHINS	Toyota MR2 Mk2	11	15:32.03	12.08	65.86	1:23.11	3	67.14
12	43	B	Darren ALDWORTH	Toyota MR2 Mk2	11	15:32.83	12.88	65.80	1:22.85	5	67.35
13	79	C	Jonathan GRIMES	Toyota MR2 Roadster	11	15:34.01	14.06	65.72	1:23.34	9	66.95
14	71	B	Graham MALINGS	Toyota MR2 Mk2	11	15:37.83	17.88	65.45	1:23.12	5	67.13
15	40	B	Lewis WARD	Toyota MR2 Mk2	11	15:38.49	18.54	65.40	1:23.08	6	67.16
16	89	C	Mick NICHOLLS	Toyota MR2 Roadster	11	15:40.00	20.05	65.30	1:23.57	5	66.77
17	60	B	Trevor COOPER	Toyota MR2 Mk2	11	15:49.56	29.61	64.64	1:24.32	3	66.18
18	83	C	William GALLACHER	Toyota MR2 Mk2	11	15:49.75	29.80	64.63	1:22.81	7	67.38
19	65	B	Alan COOPER	Toyota MR2 Mk2	11	15:52.21	32.26	64.46	1:24.67	9	65.90
20	44	B	Wayne LEWIS	Toyota MR2 Mk2	11	15:58.17	38.22	64.06	1:22.96	3	67.26
21	18	B	Andy WINTERTON	Toyota MR2 Mk2	11	16:10.76	50.81	63.23	1:26.20	10	64.73
22	29	B	Martin FAHY	Toyota MR2 Mk2	11	16:22.56	1:02.61	62.47	1:23.34	4	66.95
23	17	C	Maxine NICHOLLS	Toyota MR2 Roadster	11	16:41.86	1:21.91	61.27	1:29.13	3	62.61
24	50	C	Andrew STRANGE	Toyota MR2 Roadster	10	15:37.03	1 Lap	59.55	1:30.11	4	61.92

Non-Starters

82 C Leighton NORRIS Toyota Mk2 Roadster

Fastest Lap

11	B	Jim DAVIES	Toyota MR2 Mk2	1:22.70	5	67.47
27	B	Shaun TRAYNOR	Toyota MR2 Mk2	1:22.70	10	67.47
88	C	Stuart NICHOLLS	Toyota MR2 Roadster	1:22.77	5	67.42

No 29 includes 30 second penalty - Q14.4.2 Exceeding track limits

Weather / Track:

Start Time : 11:34

Anglesey Coastal

19 Jul 15 12:30

Clerk of Course :	Time Issued :	Chief Timekeeper : Terry Stevens
-------------------	---------------	----------------------------------

THESE RESULTS REMAIN PROVISIONAL FOR A MINIMUM OF 30 MINUTES FROM THE TIME OF ISSUE AND UNTIL ALL JUDICIAL AND TECHNICAL MATTERS HAVE BEEN SETTLED.

Lap Chart

Millers Oils Toyota MR2 Championship - Race 14

Lap 1		Lap 2		Lap 3		Lap 4		Lap 5		Lap 6		Lap 7		Lap 8		Lap 9		Lap 10	
No	Time	No	Time	No	Time	No	Time	No	Time	No	Time	No	Time	No	Time	No	Time	No	Time
27	1:28.19	27	2:51.07	10	4:14.45	10	5:37.39	10	7:01.06	10	8:24.25	10	9:47.55	27	11:11.09	27	12:34.17	27	13:56.87
10	1:28.39	10	2:51.30	27	4:15.04	27	5:38.03	27	7:01.54	27	8:25.26	27	9:48.08	10	11:11.40	10	12:34.69	10	13:57.67
83	1:28.66	83	2:51.90	22	4:15.52	22	5:38.88	22	7:01.90	22	8:25.59	22	9:48.38	22	11:11.88	22	12:35.04	22	13:58.01
22	1:29.07	22	2:52.42	83	4:15.95	11	5:39.68	11	7:02.38	11	8:25.96	11	9:48.71	11	11:12.30	11	12:35.43	11	13:58.75
11	1:29.67	11	2:52.89	11	4:16.19	83	5:39.94	83	7:02.83	83	8:26.36	83	9:49.17	83	11:12.64	83	12:36.05	88	14:02.01
88	1:30.28	88	2:53.44	88	4:16.63	88	5:40.72	88	7:03.49	88	8:26.63	88	9:49.48	88	11:13.01	88	12:36.31	85	14:02.17
85	1:30.53	85	2:53.81	85	4:17.38	85	5:41.26	85	7:04.31	85	8:27.26	85	9:50.44	85	11:13.61	85	12:37.01	8	14:02.43
8	1:30.82	8	2:54.21	8	4:17.71	8	5:41.54	8	7:04.57	8	8:27.61	8	9:50.70	8	11:13.83	8	12:37.31	26	14:03.74
73	1:31.62	73	2:54.94	73	4:18.25	73	5:42.11	73	7:05.44	73	8:28.95	26	9:52.64	26	11:15.70	26	12:39.10	4	14:04.27
26	1:31.87	26	2:55.30	26	4:18.60	26	5:42.42	26	7:06.11	26	8:29.10	73	9:53.48	73	11:16.94	73	12:40.25	73	14:04.80
4	1:32.28	4	2:55.76	4	4:18.92	44	5:43.16	44	7:06.66	4	8:30.41	4	9:53.78	4	11:17.30	4	12:40.53	21	14:08.59
44	1:32.90	44	2:56.50	44	4:19.46	4	5:43.58	4	7:07.02	44	8:30.89	44	9:54.26	21	11:20.56	21	12:44.18	43	14:09.68
21	1:33.26	21	2:57.27	21	4:20.38	21	5:44.18	21	7:07.68	21	8:31.64	21	9:55.01	43	11:22.80	43	12:46.05	79	14:10.15
71	1:34.06	71	2:58.05	71	4:21.46	43	5:45.60	43	7:08.45	43	8:31.97	43	9:55.52	79	11:23.04	79	12:46.38	71	14:12.44
43	1:34.31	43	2:58.57	43	4:21.86	71	5:46.18	71	7:09.30	71	8:32.75	40	9:57.48	71	11:23.78	71	12:47.84	40	14:12.89
89	1:34.62	79	2:58.86	79	4:22.34	79	5:46.33	40	7:10.31	40	8:33.39	71	9:57.86	40	11:24.11	40	12:48.20	89	14:15.48
79	1:34.86	40	3:00.01	40	4:23.62	40	5:47.18	79	7:10.65	79	8:34.45	79	9:58.10	89	11:27.04	89	12:50.61	29	14:16.23
40	1:36.08	89	3:00.51	89	4:24.36	89	5:47.98	89	7:11.55	29	8:36.25	29	10:00.66	29	11:27.84	29	12:51.81	60	14:23.85
60	1:36.16	29	3:01.59	29	4:25.24	29	5:48.58	29	7:12.11	89	8:37.18	89	10:01.18	60	11:32.50	60	12:58.05	65	14:26.41
29	1:36.41	60	3:02.04	60	4:26.36	60	5:51.26	60	7:16.10	60	8:41.27	60	10:06.14	65	11:36.50	65	13:01.17	83	14:26.55
65	1:36.88	65	3:02.97	65	4:29.11	65	5:54.73	65	7:20.39	65	8:45.76	65	10:11.07	44	11:44.51	44	13:09.59	44	14:34.30
18	1:37.79	18	3:05.81	18	4:33.81	18	6:00.37	18	7:29.50	18	8:56.03	18	10:23.20	18	11:50.53	18	13:17.56	18	14:43.76
17	1:38.65	17	3:08.35	17	4:37.48	17	6:06.94	17	7:37.54	17	9:08.94	17	10:39.37	17	12:10.07	17	13:40.89	17	15:11.93
50	1:42.30	50	3:12.73	50	4:45.70	50	6:15.81	50	7:46.72	50	9:18.53	50	10:50.09	50	12:21.47	50	13:53.17		

Lap Chart

Millers Oils Toyota MR2 Championship - Race 14

Lap 11		Lap 12		Lap 13		Lap 14		Lap 15		Lap 16		Lap 17		Lap 18		Lap 19		Lap 20	
No	Time	No	Time	No	Time	No	Time	No	Time	No	Time	No	Time	No	Time	No	Time	No	Time
27	15:19.95																		
10	15:21.27																		
22	15:21.88																		
11	15:22.10																		
85	15:26.70																		
8	15:27.10																		
26	15:27.76																		
88	15:28.01																		
4	15:28.25																		
73	15:28.86																		
21	15:32.03																		
43	15:32.83																		
79	15:34.01																		
50	15:37.03 *1																		
71	15:37.83																		
40	15:38.49																		
89	15:40.00																		
60	15:49.56																		
83	15:49.75																		
65	15:52.21																		
29	15:52.56																		
44	15:58.17																		
18	16:10.76																		
17	16:41.86																		

Millers Oils Toyota MR2 Championship

LAP TIMES - Race 14

4 Kristian WHITE

Lap	1	2	3	4	5	6	7	8	9	10
1	1:32.28	1:23.48	1:23.16	1:24.66	1:23.44	1:23.39	1:23.37	1:23.52	1:23.23	1:23.74
11	1:23.98									

8 Timothy HERON

Lap	1	2	3	4	5	6	7	8	9	10
1	1:30.82	1:23.39	1:23.50	1:23.83	1:23.03	1:23.04	1:23.09	1:23.13	1:23.48	1:25.12
11	1:24.67									

10 Martin FARRELLY

Lap	1	2	3	4	5	6	7	8	9	10
1	1:28.39	1:22.91	1:23.15	1:22.94	1:23.67	1:23.19	1:23.30	1:23.85	1:23.29	1:22.98
11	1:23.60									

11 Jim DAVIES

Lap	1	2	3	4	5	6	7	8	9	10
1	1:29.67	1:23.22	1:23.30	1:23.49	1:22.70	1:23.58	1:22.75	1:23.59	1:23.13	1:23.32
11	1:23.35									

17 Maxine NICHOLLS

Lap	1	2	3	4	5	6	7	8	9	10
1	1:38.65	1:29.70	1:29.13	1:29.46	1:30.60	1:31.40	1:30.43	1:30.70	1:30.82	1:31.04
11	1:29.93									

18 Andy WINTERTON

Lap	1	2	3	4	5	6	7	8	9	10
1	1:37.79	1:28.02	1:28.00	1:26.56	1:29.13	1:26.53	1:27.17	1:27.33	1:27.03	1:26.20
11	1:27.00									

21 Phil HUTCHINS

Lap	1	2	3	4	5	6	7	8	9	10
1	1:33.26	1:24.01	1:23.11	1:23.80	1:23.50	1:23.96	1:23.37	1:25.55	1:23.62	1:24.41
11	1:23.44									

22 Mark BARBER

Lap	1	2	3	4	5	6	7	8	9	10
1	1:29.07	1:23.35	1:23.10	1:23.36	1:23.02	1:23.69	1:22.79	1:23.50	1:23.16	1:22.97
11	1:23.87									

26 Paul COOK

Lap	1	2	3	4	5	6	7	8	9	10
1	1:31.87	1:23.43	1:23.30	1:23.82	1:23.69	1:22.99	1:23.54	1:23.06	1:23.40	1:24.64
11	1:24.02									

27 Shaun TRAYNOR

Lap	1	2	3	4	5	6	7	8	9	10
1	1:28.19	1:22.88	1:23.97	1:22.99	1:23.51	1:23.72	1:22.82	1:23.01	1:23.08	1:22.70
11	1:23.08									

29	Martin FAHY									
Lap	1	2	3	4	5	6	7	8	9	10
1	1:36.41	1:25.18	1:23.65	1:23.34	1:23.53	1:24.14	1:24.41	1:27.18	1:23.97	1:24.42
11	1:36.33									
40	Lewis WARD									
Lap	1	2	3	4	5	6	7	8	9	10
1	1:36.08	1:23.93	1:23.61	1:23.56	1:23.13	1:23.08	1:24.09	1:26.63	1:24.09	1:24.69
11	1:25.60									
43	Darren ALDWORTH									
Lap	1	2	3	4	5	6	7	8	9	10
1	1:34.31	1:24.26	1:23.29	1:23.74	1:22.85	1:23.52	1:23.55	1:27.28	1:23.25	1:23.63
11	1:23.15									
44	Wayne LEWIS									
Lap	1	2	3	4	5	6	7	8	9	10
1	1:32.90	1:23.60	1:22.96	1:23.70	1:23.50	1:24.23	1:23.37	1:50.25	1:25.08	1:24.71
11	1:23.87									
50	Andrew STRANGE									
Lap	1	2	3	4	5	6	7	8	9	10
1	1:42.30	1:30.43	1:32.97	1:30.11	1:30.91	1:31.81	1:31.56	1:31.38	1:31.70	1:43.86
11	1:42.30									
60	Trevor COOPER									
Lap	1	2	3	4	5	6	7	8	9	10
1	1:36.16	1:25.88	1:24.32	1:24.90	1:24.84	1:25.17	1:24.87	1:26.36	1:25.55	1:25.80
11	1:25.71									
65	Alan COOPER									
Lap	1	2	3	4	5	6	7	8	9	10
1	1:36.88	1:26.09	1:26.14	1:25.62	1:25.66	1:25.37	1:25.31	1:25.43	1:24.67	1:25.24
11	1:25.80									
71	Graham MALINGS									
Lap	1	2	3	4	5	6	7	8	9	10
1	1:34.06	1:23.99	1:23.41	1:24.72	1:23.12	1:23.45	1:25.11	1:25.92	1:24.06	1:24.60
11	1:25.39									
73	Simon WALLIS									
Lap	1	2	3	4	5	6	7	8	9	10
1	1:31.62	1:23.32	1:23.31	1:23.86	1:23.33	1:23.51	1:24.53	1:23.46	1:23.31	1:24.55
11	1:24.06									
79	Jonathan GRIMES									
Lap	1	2	3	4	5	6	7	8	9	10
1	1:34.86	1:24.00	1:23.48	1:23.99	1:24.32	1:23.80	1:23.65	1:24.94	1:23.34	1:23.77
11	1:23.86									
83	William GALLACHER									
Lap	1	2	3	4	5	6	7	8	9	10
1	1:28.66	1:23.24	1:24.05	1:23.99	1:22.89	1:23.53	1:22.81	1:23.47	1:23.41	1:50.50
11	1:23.20									

85 Nigel RALPHSON

Lap	1	2	3	4	5	6	7	8	9	10
1	1:30.53	1:23.28	1:23.57	1:23.88	1:23.05	1:22.95	1:23.18	1:23.17	1:23.40	1:25.16
11	1:24.53									

88 Stuart NICHOLLS

Lap	1	2	3	4	5	6	7	8	9	10
1	1:30.28	1:23.16	1:23.19	1:24.09	1:22.77	1:23.14	1:22.85	1:23.53	1:23.30	1:25.70
11	1:26.00									

89 Mick NICHOLLS

Lap	1	2	3	4	5	6	7	8	9	10
1	1:34.62	1:25.89	1:23.85	1:23.62	1:23.57	1:25.63	1:24.00	1:25.86	1:23.57	1:24.87
11	1:24.52									

RACE GRID

Millers Oils Toyota MR2 Championship

Race 22

ROW 14



ROW 13




ROW 12



ROW 11



ROW 10



ROW 9



ROW 8



ROW 7



ROW 6



ROW 5



ROW 4




ROW 3




ROW 2



ROW 1



POLE





Millers Oils Toyota MR2 Championship

Provisional Results - Race 22

Pl	No	Cl	Name	Car	Laps	Time	Behind	MPH	Best Lap on	MPH
1	27	B	Shaun TRAYNOR	Toyota MR2 Mk2	11	15:14.19		67.14	1:22.20	4 67.88
2	11	B	Jim DAVIES	Toyota MR2 Mk2	11	15:14.60	0.41	67.11	1:21.83	3 68.19
3	22	B	Mark BARBER	Toyota MR2 Mk2	11	15:15.67	1.48	67.03	1:22.23	4 67.86
4	88	C	Stuart NICHOLLS	Toyota MR2 Roadster	11	15:16.26	2.07	66.99	1:22.33	4 67.78
5	10	B	Martin FARRELLY	Toyota MR2 Mk2	11	15:25.31	11.12	66.33	1:22.73	4 67.45
6	85	B	Nigel RALPHSON	Toyota MR2 Mk2	11	15:25.82	11.63	66.30	1:22.70	4 67.47
7	43	B	Darren ALDWORTH	Toyota MR2 Mk2	11	15:26.69	12.50	66.24	1:22.91	4 67.30
8	83	C	William GALLACHER	Toyota MR2 Mk2	11	15:26.94	12.75	66.22	1:22.71	4 67.46
9	8	B	Timothy HERON	Toyota MR2 Mk2	11	15:27.37	13.18	66.19	1:22.52	5 67.62
10	73	B	Simon WALLIS	Toyota MR2 Mk2	11	15:27.92	13.73	66.15	1:22.79	4 67.40
11	21	B	Phil HUTCHINS	Toyota MR2 Mk2	11	15:28.85	14.66	66.08	1:22.71	7 67.46
12	4	B	Kristian WHITE	Toyota MR2 Mk2	11	15:29.15	14.96	66.06	1:22.77	7 67.42
13	40	B	Lewis WARD	Toyota MR2 Mk2	11	15:30.17	15.98	65.99	1:22.84	5 67.36
14	79	C	Jonathan GRIMES	Toyota MR2 Roadster	11	15:30.42	16.23	65.97	1:22.74	6 67.44
15	89	C	Mick NICHOLLS	Toyota MR2 Roadster	11	15:30.69	16.50	65.95	1:22.53	5 67.61
16	71	B	Graham MALINGS	Toyota MR2 Mk2	11	15:41.46	27.27	65.20	1:23.50	4 66.83
17	60	B	Trevor COOPER	Toyota MR2 Mk2	11	15:46.04	31.85	64.88	1:24.23	4 66.25
18	65	B	Alan COOPER	Toyota MR2 Mk2	11	15:46.52	32.33	64.85	1:24.35	5 66.15
19	29	B	Martin FAHY	Toyota MR2 Mk2	11	15:48.21	34.02	64.73	1:23.75	4 66.63
20	26	B	Paul COOK	Toyota MR2 Mk2	11	15:48.69	34.50	64.70	1:23.50	5 66.83
21	18	B	Andy WINTERTON	Toyota MR2 Mk2	11	16:06.71	52.52	63.49	1:26.12	7 64.79
22	17	C	Maxine NICHOLLS	Toyota MR2 Roadster	11	16:12.28	58.09	63.13	1:26.61	7 64.43
23	82	C	Leighton NORRIS	Toyota Mk2 Roadster	11	16:25.45	1:11.26	62.29	1:27.69	3 63.63
24	50	C	Andrew STRANGE	Toyota MR2 Roadster	11	16:42.52	1:28.33	61.23	1:28.42	9 63.11

Not-Classified

44 B Wayne LEWIS Toyota MR2 Mk2 0 Starter

Fastest Lap

11 B Jim DAVIES Toyota MR2 Mk2 1:21.83 3 68.19
 88 C Stuart NICHOLLS Toyota MR2 Roadster 1:22.33 4 67.78

Weather / Track: Bright / Dry

Start Time : 16:22

Anglesey Coastal

19 Jul 15 16:40

Clerk of Course :	Time Issued :	Chief Timekeeper : Terry Stevens
-------------------	---------------	----------------------------------

THESE RESULTS REMAIN PROVISIONAL FOR A MINIMUM OF 30 MINUTES FROM THE TIME OF ISSUE AND UNTIL ALL JUDICIAL AND TECHNICAL MATTERS HAVE BEEN SETTLED.

Lap Chart

Millers Oils Toyota MR2 Championship - Race 22

Lap 1		Lap 2		Lap 3		Lap 4		Lap 5		Lap 6		Lap 7		Lap 8		Lap 9		Lap 10	
No	Time	No	Time	No	Time	No	Time	No	Time	No	Time	No	Time	No	Time	No	Time	No	Time
27	1:27.22	27	2:49.67	27	4:12.30	27	5:34.50	27	6:57.20	27	8:20.31	27	9:43.52	27	11:06.72	27	12:29.24	27	13:51.49
11	1:27.91	11	2:50.97	11	4:12.80	11	5:34.99	11	6:57.55	11	8:20.52	11	9:43.75	11	11:07.15	11	12:29.77	11	13:51.98
22	1:28.47	22	2:51.71	22	4:14.31	22	5:36.54	22	6:58.94	22	8:21.50	22	9:44.73	22	11:07.66	22	12:30.29	22	13:52.96
88	1:28.86	88	2:52.29	88	4:14.85	88	5:37.18	88	7:00.24	88	8:22.98	88	9:45.62	88	11:08.19	88	12:30.95	88	13:53.41
43	1:29.49	43	2:53.04	43	4:16.23	43	5:39.14	43	7:02.08	43	8:25.90	43	9:49.24	85	11:13.54	85	12:37.15	10	14:01.71
83	1:29.88	85	2:53.50	85	4:17.03	85	5:39.73	85	7:02.95	85	8:26.12	85	9:49.54	10	11:14.59	10	12:37.46	85	14:02.17
10	1:30.13	83	2:53.83	83	4:17.22	83	5:39.93	10	7:03.18	10	8:26.46	10	9:50.62	43	11:14.75	43	12:38.34	43	14:02.50
85	1:30.54	10	2:54.39	10	4:17.68	10	5:40.41	83	7:03.36	83	8:26.62	83	9:50.98	83	11:14.98	83	12:38.62	83	14:02.68
26	1:30.86	26	2:54.77	26	4:18.47	8	5:41.70	8	7:04.22	8	8:27.32	8	9:51.45	8	11:15.31	8	12:39.26	8	14:03.09
8	1:31.45	8	2:55.10	8	4:18.89	73	5:42.37	73	7:05.22	73	8:28.16	73	9:52.09	73	11:15.75	73	12:39.89	73	14:03.39
21	1:32.32	73	2:56.56	73	4:19.58	21	5:44.09	21	7:07.04	21	8:30.31	21	9:53.02	21	11:16.43	21	12:40.74	21	14:04.20
73	1:32.45	21	2:57.32	21	4:20.85	4	5:44.42	4	7:07.36	4	8:30.78	4	9:53.55	4	11:17.06	4	12:41.17	4	14:05.40
40	1:32.64	4	2:57.77	4	4:21.06	40	5:44.84	40	7:07.68	40	8:31.09	40	9:54.07	40	11:17.31	79	12:42.15	79	14:05.59
4	1:33.37	40	2:58.30	40	4:21.74	89	5:45.81	89	7:08.34	89	8:31.73	89	9:54.75	89	11:18.02	40	12:42.68	40	14:06.27
79	1:33.94	79	2:58.70	89	4:22.94	79	5:46.61	79	7:09.55	79	8:32.29	79	9:55.17	79	11:18.21	89	12:43.45	89	14:06.71
71	1:34.30	89	2:59.92	79	4:23.23	29	5:48.55	71	7:14.89	71	8:39.11	71	10:03.40	71	11:27.43	71	12:51.40	71	14:16.10
89	1:34.58	29	3:00.77	29	4:24.80	71	5:49.06	60	7:15.98	60	8:40.76	60	10:05.58	60	11:30.32	60	12:55.81	60	14:20.82
29	1:35.01	71	3:01.00	71	4:25.56	60	5:50.86	65	7:16.29	65	8:41.35	65	10:06.03	65	11:30.61	65	12:56.12	65	14:21.26
60	1:35.56	60	3:01.36	60	4:26.63	65	5:51.94	29	7:18.33	29	8:43.28	29	10:08.81	29	11:33.46	29	12:57.91	29	14:22.60
65	1:35.99	65	3:01.99	65	4:27.53	18	6:00.72	26	7:24.27	26	8:48.47	26	10:12.39	26	11:36.29	26	13:00.03	26	14:24.98
18	1:36.63	18	3:04.69	18	4:32.56	26	6:00.77	18	7:27.73	18	8:54.65	18	10:20.77	18	11:46.94	18	13:13.70	18	14:40.15
17	1:38.05	17	3:06.02	17	4:33.48	17	6:02.17	17	7:28.97	17	8:56.47	17	10:23.08	17	11:49.79	17	13:16.96	17	14:44.37
82	1:38.38	82	3:06.43	82	4:34.12	82	6:02.89	82	7:31.01	82	8:59.10	82	10:27.81	82	11:57.25	82	13:27.17	82	14:56.58
50	1:43.12	50	3:14.75	50	4:45.46	50	6:15.57	50	7:45.34	50	9:14.27	50	10:43.90	50	12:13.39	50	13:41.81	50	15:10.66

Lap Chart

Millers Oils Toyota MR2 Championship - Race 22

Lap 11		Lap 12		Lap 13		Lap 14		Lap 15		Lap 16		Lap 17		Lap 18		Lap 19		Lap 20	
No	Time	No	Time	No	Time	No	Time	No	Time	No	Time	No	Time	No	Time	No	Time	No	Time
27	15:14.19																		
11	15:14.60																		
22	15:15.67																		
88	15:16.26																		
10	15:25.31																		
85	15:25.82																		
43	15:26.69																		
83	15:26.94																		
8	15:27.37																		
73	15:27.92																		
21	15:28.85																		
4	15:29.15																		
40	15:30.17																		
79	15:30.42																		
89	15:30.69																		
71	15:41.46																		
60	15:46.04																		
65	15:46.52																		
29	15:48.21																		
26	15:48.69																		
18	16:06.71																		
17	16:12.28																		
82	16:25.45																		
50	16:42.52																		

Millers Oils Toyota MR2 Championship

LAP TIMES - Race 22

4	Kristian WHITE										
Lap	1	2	3	4	5	6	7	8	9	10	
1	1:33.37	1:24.40	1:23.29	1:23.36	1:22.94	1:23.42	1:22.77	1:23.51	1:24.11	1:24.23	
11	1:23.75										

8	Timothy HERON										
Lap	1	2	3	4	5	6	7	8	9	10	
1	1:31.45	1:23.65	1:23.79	1:22.81	1:22.52	1:23.10	1:24.13	1:23.86	1:23.95	1:23.83	
11	1:24.28										

10	Martin FARRELLY										
Lap	1	2	3	4	5	6	7	8	9	10	
1	1:30.13	1:24.26	1:23.29	1:22.73	1:22.77	1:23.28	1:24.16	1:23.97	1:22.87	1:24.25	
11	1:23.60										

11	Jim DAVIES										
Lap	1	2	3	4	5	6	7	8	9	10	
1	1:27.91	1:23.06	1:21.83	1:22.19	1:22.56	1:22.97	1:23.23	1:23.40	1:22.62	1:22.21	
11	1:22.62										

17	Maxine NICHOLLS										
Lap	1	2	3	4	5	6	7	8	9	10	
1	1:38.05	1:27.97	1:27.46	1:28.69	1:26.80	1:27.50	1:26.61	1:26.71	1:27.17	1:27.41	
11	1:27.91										

18	Andy WINTERTON										
Lap	1	2	3	4	5	6	7	8	9	10	
1	1:36.63	1:28.06	1:27.87	1:28.16	1:27.01	1:26.92	1:26.12	1:26.17	1:26.76	1:26.45	
11	1:26.56										

21	Phil HUTCHINS										
Lap	1	2	3	4	5	6	7	8	9	10	
1	1:32.32	1:25.00	1:23.53	1:23.24	1:22.95	1:23.27	1:22.71	1:23.41	1:24.31	1:23.46	
11	1:24.65										

22	Mark BARBER										
Lap	1	2	3	4	5	6	7	8	9	10	
1	1:28.47	1:23.24	1:22.60	1:22.23	1:22.40	1:22.56	1:23.23	1:22.93	1:22.63	1:22.67	
11	1:22.71										

26	Paul COOK										
Lap	1	2	3	4	5	6	7	8	9	10	
1	1:30.86	1:23.91	1:23.70	1:42.30	1:23.50	1:24.20	1:23.92	1:23.90	1:23.74	1:24.95	
11	1:23.71										

27	Shaun TRAYNOR										
Lap	1	2	3	4	5	6	7	8	9	10	
1	1:27.22	1:22.45	1:22.63	1:22.20	1:22.70	1:23.11	1:23.21	1:23.20	1:22.52	1:22.25	
11	1:22.70										

29	Martin FAHY									
Lap	1	2	3	4	5	6	7	8	9	10
1	1:35.01	1:25.76	1:24.03	1:23.75	1:29.78	1:24.95	1:25.53	1:24.65	1:24.45	1:24.69
11	1:25.61									
40	Lewis WARD									
Lap	1	2	3	4	5	6	7	8	9	10
1	1:32.64	1:25.66	1:23.44	1:23.10	1:22.84	1:23.41	1:22.98	1:23.24	1:25.37	1:23.59
11	1:23.90									
43	Darren ALDWORTH									
Lap	1	2	3	4	5	6	7	8	9	10
1	1:29.49	1:23.55	1:23.19	1:22.91	1:22.94	1:23.82	1:23.34	1:25.51	1:23.59	1:24.16
11	1:24.19									
50	Andrew STRANGE									
Lap	1	2	3	4	5	6	7	8	9	10
1	1:43.12	1:31.63	1:30.71	1:30.11	1:29.77	1:28.93	1:29.63	1:29.49	1:28.42	1:28.85
11	1:31.86									
60	Trevor COOPER									
Lap	1	2	3	4	5	6	7	8	9	10
1	1:35.56	1:25.80	1:25.27	1:24.23	1:25.12	1:24.78	1:24.82	1:24.74	1:25.49	1:25.01
11	1:25.22									
65	Alan COOPER									
Lap	1	2	3	4	5	6	7	8	9	10
1	1:35.99	1:26.00	1:25.54	1:24.41	1:24.35	1:25.06	1:24.68	1:24.58	1:25.51	1:25.14
11	1:25.26									
71	Graham MALINGS									
Lap	1	2	3	4	5	6	7	8	9	10
1	1:34.30	1:26.70	1:24.56	1:23.50	1:25.83	1:24.22	1:24.29	1:24.03	1:23.97	1:24.70
11	1:25.36									
73	Simon WALLIS									
Lap	1	2	3	4	5	6	7	8	9	10
1	1:32.45	1:24.11	1:23.02	1:22.79	1:22.85	1:22.94	1:23.93	1:23.66	1:24.14	1:23.50
11	1:24.53									
79	Jonathan GRIMES									
Lap	1	2	3	4	5	6	7	8	9	10
1	1:33.94	1:24.76	1:24.53	1:23.38	1:22.94	1:22.74	1:22.88	1:23.04	1:23.94	1:23.44
11	1:24.83									
82	Leighton NORRIS									
Lap	1	2	3	4	5	6	7	8	9	10
1	1:38.38	1:28.05	1:27.69	1:28.77	1:28.12	1:28.09	1:28.71	1:29.44	1:29.92	1:29.41
11	1:28.87									
83	William GALLACHER									
Lap	1	2	3	4	5	6	7	8	9	10
1	1:29.88	1:23.95	1:23.39	1:22.71	1:23.43	1:23.26	1:24.36	1:24.00	1:23.64	1:24.06
11	1:24.26									

85 Nigel RALPHSON

Lap	1	2	3	4	5	6	7	8	9	10
1	1:30.54	1:22.96	1:23.53	1:22.70	1:23.22	1:23.17	1:23.42	1:24.00	1:23.61	1:25.02
11	1:23.65									

88 Stuart NICHOLLS

Lap	1	2	3	4	5	6	7	8	9	10
1	1:28.86	1:23.43	1:22.56	1:22.33	1:23.06	1:22.74	1:22.64	1:22.57	1:22.76	1:22.46
11	1:22.85									

89 Mick NICHOLLS

Lap	1	2	3	4	5	6	7	8	9	10
1	1:34.58	1:25.34	1:23.02	1:22.87	1:22.53	1:23.39	1:23.02	1:23.27	1:25.43	1:23.26
11	1:23.98									