

750 MC SPA RACING FESTIVAL Qualifying

Final Classification

Nr.	Driver	Nat	Team	Car		Time	Lap Total	Gap	Kph
1	111 Martin/Tom WEBB/WEBB			BMW M3 E36	A	3:12.239	7 9	-	131.2
2	7 Michael/Callum PRICE/MACLE			Porsche 996 Carrera 2	B	3:14.927	7 8	+2.688	129.4
3	23 Lance/Alasdair GAULD/GAULD			Porsche Cayman	A	3:17.344	8 8	+5.105	127.8
4	41 Cemal/Jody OSMAN/HALSE			BMW E36 M3	B	3:19.837	7 8	+7.598	126.2
5	11 Carl WOODWISS			Caterham R300	I	3:21.590	4 9	+9.351	125.1
6	80 Russell/Jamie CLARKE/INGRAM			BMW E46 M3	A	3:21.991	5 9	+9.752	124.8
7	78 Danny/Andrew WINSTANLEY/H			BMW 123d	B	3:22.734	6 9	+10.495	124.4
8	123 Adam/Jonathan BESSELL/CRYE			Mazda MX5	C	3:28.441	7 7	+16.202	121.0
9	25 Darren BALL			BMW 330	B	3:28.507	4 5	+16.268	120.9
10	44 Marc/Luke KEMP/SCHLEWITZ			BMW 135D	A	3:30.914	3 4	+18.675	119.5
11	52 Steve/Paul DOLMAN/SHEARD			Mazda MX-5 Mk3	C	3:31.592	8 8	+19.353	119.2
12	188 Graham KELLY			BMW E46 325i	C	3:32.392	7 9	+20.153	118.7
13	49 Daniel/David WOODARD/BIRR			Mini Cooper R56	B	3:32.644	3 8	+20.405	118.6
14	26 Mark/Jonathan HOLME/HOAD			Mazda MX5	C	3:33.021	4 8	+20.782	118.4
15	61 Bill/Rob FORBES/MEREDITH			BMW E46 M3	A	3:33.312	6 7	+21.073	118.2
16	82 Graeme/Nick McMURCHIE/DO			Mazda MX5	C	3:34.000	7 7	+21.761	117.8
17	28 Matt/Louis CHERRINGTON/WA			BMW Z3	A	3:35.472	7 8	+23.233	117.0
18	6 Phil DRYBURGH			Lotus Elise	C	3:35.597	3 6	+23.358	117.0
19	73 Carl/Daniel READSHAW/TAYLC			BMW E46 M3	A	3:36.726	8 8	+24.487	116.3
20	95 Will/John EARP/MUNRO			Mazda MX5	C	3:36.782	3 7	+24.543	116.3
21	88 Chris/Mika BROWN/BROWN			Aston Martin GT4	A	3:38.657	6 6	+26.418	115.3
22	15 Colin GILLESPIE			BMW 330	C	3:38.967	3 3	+26.728	115.2
23	69 George/Geoff GRANT/GOURIE			Mazda MX5 MK3	C	3:40.452	3 8	+28.213	114.4
24	101 Nik/Carlo GROVE/TURNER			BMW E36 328i	B	3:43.902	4 8	+31.663	112.6
25	86 James/Giles BAXTER/GROOMB			Toyota GT86	C	3:44.439	7 7	+32.200	112.3
26	76 Paul RIGG			MG MGF	C	3:44.938	5 8	+32.699	112.1
27	71 David DOWNIE			BMW E46 Compact	C	3:49.297	8 8	+37.058	110.0
28	66 Matthew POTTER			Renault Clio 197	B	3:51.211	6 8	+38.972	109.1
29	8 Yusuf/Ali OSMAN/OSMAN			BMW E30 320is	C	3:58.112	3 6	+45.873	105.9

Not classified:

35 Jonathan/Steve EVANS/CHEET

Porsche Boxster S

B

Fastest Lap	Lap 7	Martin/Tom WEBB/WEBB	3:12.239	131.2 Kph
--------------------	-------	----------------------	-----------------	-----------

CAR N° 80 - BEST LAPTIME DELETED DUE TO TRACK LIMITS


Published at:

Track Status: **WET**

Stewards:

Timekeeper:





750 MC SPA RACING FESTIVAL Qualifying

Final Classification by Class

Nr. Driver	Nat	Team	Car	Time	Lap Total	Gap	Kph
A							
1	111	Martin/Tom WEBB/WEBB	BMW M3 E36	3:12.239	7 9		131.2
2	23	Lance/Alasdair GAULD/GAULD	Porsche Cayman	3:17.344	8 8	+5.105 +5.105	127.8
3	80	Russell/Jamie CLARKE/INGRAM	BMW E46 M3	3:21.991	5 9	+9.752 +4.647	124.8
4	44	Marc/Luke KEMP/SCHLEWITZ	BMW 135D	3:30.914	3 4	+18.675 +8.923	119.5
5	61	Bill/Rob FORBES/MEREDITH	BMW E46 M3	3:33.312	6 7	+21.073 +2.398	118.2
6	28	Matt/Louis CHERRINGTON/WALL	BMW Z3	3:35.472	7 8	+23.233 +2.160	117.0
7	73	Carl/Daniel READSHAW/TAYLOR	BMW E46 M3	3:36.726	8 8	+24.487 +1.254	116.3
8	88	Chris/Mika BROWN/BROWN	Aston Martin GT4	3:38.657	6 6	+26.418 +1.931	115.3
B							
1	7	Michael/Callum PRICE/MACLEOD	Porsche 996 Carrera 2	3:14.927	7 8		129.4
2	41	Cemal/Jody OSMAN/HALSE	BMW E36 M3	3:19.837	7 8	+4.910 +4.910	126.2
3	78	Danny/Andrew WINSTANLEY/HOUGH	BMW 123d	3:22.734	6 9	+7.807 +2.897	124.4
4	25	Darren BALL	BMW 330	3:28.507	4 5	+13.580 +5.773	120.9
5	49	Daniel/David WOODARD/BIRRELL	Mini Cooper R56	3:32.644	3 8	+17.717 +4.137	118.6
6	101	Nik/Carlo GROVE/TURNER	BMW E36 328i	3:43.902	4 8	+28.975+11.258	112.6
7	66	Matthew POTTER	Renault Clio 197	3:51.211	6 8	+36.284 +7.309	109.1
<i>Not classified:</i>							
35		Jonathan/Steve EVANS/CHEETHAM	Porsche Boxster S				
C							
1	123	Adam/Jonathan BESSELL/CRYER	Mazda MX5	3:28.441	7 7		121.0
2	52	Steve/Paul DOLMAN/SHEARD	Mazda MX-5 Mk3	3:31.592	8 8	+3.151 +3.151	119.2
3	188	Graham KELLY	BMW E46 325i	3:32.392	7 9	+3.951 +0.800	118.7
4	26	Mark/Jonathan HOLME/HOAD	Mazda MX5	3:33.021	4 8	+4.580 +0.629	118.4
5	82	Graeme/Nick McMURCHIE/DOUGILL	Mazda MX5	3:34.000	7 7	+5.559 +0.979	117.8
6	6	Phil DRYBURGH	Lotus Elise	3:35.597	3 6	+7.156 +1.597	117.0
7	95	Will/John EARP/MUNRO	Mazda MX5	3:36.782	3 7	+8.341 +1.185	116.3
8	15	Colin GILLESPIE	BMW 330	3:38.967	3 3	+10.526 +2.185	115.2
9	69	George/Geoff GRANT/GOURIET	Mazda MX5 MK3	3:40.452	3 8	+12.011 +1.485	114.4
10	86	James/Giles BAXTER/GROOMBRIDGE	Toyota GT86	3:44.439	7 7	+15.998 +3.987	112.3
11	76	Paul RIGG	MG MGF	3:44.938	5 8	+16.497 +0.499	112.1
12	71	David DOWNIE	BMW E46 Compact	3:49.297	8 8	+20.856 +4.359	110.0
13	8	Yusuf/Ali OSMAN/OSMAN	BMW E30 320is	3:58.112	3 6	+29.671 +8.815	105.9
I							
1	11	Carl WOODWISS	Caterham R300	3:21.590	4 9		125.1

CAR N° 80 - BEST LAPTIME DELETED DUE TO TRACK LIMITS


Published at:

Track Status: **WET**

Stewards:

Timekeeper:






750 MC SPA RACING FESTIVAL Qualifying Analysis

Personal Best Session Best B Crossing the finish line in pit lane

Lap	Time	Sector 1	Sector 2	Sector 3	T. Spd	Elapsed	Lap	Time	Sector 1	Sector 2	Sector 3	T. Spd	Elapsed
6 Phil DRYBURGH Lotus Elise							8 3:17.344 53.470 1:33.348 50.526 181.8 30:13.357						
1	3:54.975	1:16.037	1:43.908	55.030	121.5	3:54.975	1	7:43.169	5:07.434	1:39.844	55.891	142.0	7:43.169
2	3:54.506	1:18.438	1:39.153	56.915	148.2	7:49.481	2	3:33.906	59.320	1:39.241	55.345	155.0	11:17.075
3	3:35.597	59.630	1:40.705	55.262	170.6	11:25.078	3	3:32.435	59.132	1:39.182	54.121	151.6	14:49.510
4	3:35.622	1:01.456	1:37.851	56.315	152.0	15:00.700	4	3:28.507	58.948	1:36.521	53.038	158.2	18:18.017
5	3:37.057	59.201	1:39.124	58.732	160.3	18:37.757	5	3:43.661 B	58.815	1:37.553	1:07.293	160.1	22:01.678
6	3:57.887 B	1:00.116	1:41.006	1:16.765	146.2	22:35.644							
7 Michael/Callum PRICE/MACLEOD Porsche 996 Carrera 2							25 Darren BALL BMW 330						
1	4:10.362	1:15.470	1:51.310	1:03.582	116.3	4:10.362	1	7:43.169	5:07.434	1:39.844	55.891	142.0	7:43.169
2	3:45.688	1:03.946	1:42.555	59.187	150.9	7:56.050	2	3:33.906	59.320	1:39.241	55.345	155.0	11:17.075
3	3:32.494	56.422	1:38.848	57.224	169.0	11:28.544	3	3:32.435	59.132	1:39.182	54.121	151.6	14:49.510
4	3:41.297 B	56.782	1:37.411	1:07.104	164.7	15:09.841	4	3:28.507	58.948	1:36.521	53.038	158.2	18:18.017
5	4:55.087	2:28.861	1:34.107	52.119	173.4	20:04.928	5	3:43.661 B	58.815	1:37.553	1:07.293	160.1	22:01.678
6	3:16.955	53.631	1:32.893	50.431	152.2	23:21.883							
7	3:14.927	53.453	1:32.097	49.377	168.5	26:36.810							
8	3:37.133 B	59.254	1:35.027	1:02.852	130.9	30:13.943							
8 Yusuf/Ali OSMAN/OSMAN BMW E30 320is							26 Mark/Jonathan HOLME/HOAD Mazda MX5						
1	4:10.180	1:08.209	1:56.326	1:05.645	117.9	4:10.180	1	3:32.199	57.135	1:39.223	55.841	153.7	3:32.199
2	4:07.965	1:12.197	1:51.849	1:03.919	108.6	8:18.145	2	3:36.906	1:01.840	1:38.538	56.528	155.2	7:09.105
3	3:58.112	1:05.663	1:50.165	1:02.284	119.3	12:16.257	3	3:37.541	1:02.088	1:39.087	56.366	164.9	10:46.646
4	4:19.376 B	1:05.310	1:51.609	1:22.457	124.8	16:35.633	4	3:33.021	1:00.723	1:37.286	55.012	166.2	14:19.667
5	6:04.023	3:11.659	1:48.489	1:03.875	133.8	22:39.656	5	3:45.178 B	1:01.555	1:37.674	1:05.949	157.3	18:04.845
6	4:31.601 B	1:08.391	1:54.014	1:29.196	123.7	27:11.257	6	5:20.690	2:28.250	1:48.307	1:04.133	150.5	23:25.535
11 Carl WOODWISS Caterham R300							28 Matt/Louis CHERRINGTON/WALL BMW Z3						
1	3:24.188	54.821	1:37.632	51.735	171.5	3:24.188	1	3:59.521	1:09.205	1:51.390	58.926	139.3	3:59.521
2	3:24.101	56.626	1:36.019	51.456	154.4	6:48.289	2	3:40.969	1:04.309	1:40.913	55.747	147.2	7:40.490
3	3:21.709	55.359	1:35.307	51.043	162.9	10:09.998	3	3:44.200 B	59.660	1:40.687	1:03.853	164.9	11:24.690
4	3:21.590	54.737	1:35.645	51.208	164.9	13:31.588	4	6:01.861	3:19.180	1:44.064	58.617	133.1	17:26.551
5	3:25.481	55.378	1:36.888	53.215	169.0	16:57.069	5	3:41.090	1:00.507	1:40.790	59.793	135.6	21:07.641
6	3:23.556	55.448	1:36.167	51.941	164.7	20:20.625	6	3:37.761	1:02.209	1:39.066	56.486	146.6	24:45.402
7	3:26.123	55.414	1:38.846	51.863	147.8	23:46.748	7	3:35.472	59.527	1:40.039	55.906	160.3	28:20.874
8	3:24.652	56.864	1:35.984	51.804	176.8	27:11.400	8	3:37.099	1:00.699	1:39.375	57.025	152.2	31:57.973
9	3:30.096	58.369	1:36.757	54.970	158.7	30:41.496							
15 Colin GILLESPIE BMW 330							41 Cemal/Jody OSMAN/HALSE BMW E36 M3						
1	23:27.965	...	1:42.616	58.256	152.0	23:27.965	1	4:12.224	1:10.911	1:53.816	1:07.497	116.6	4:12.224
2	3:40.312	1:02.072	1:42.574	55.666	145.4	27:08.277	2	4:00.394	1:08.872	1:49.648	1:01.874	121.9	8:12.618
3	3:38.967	1:01.403	1:42.007	55.557	145.3	30:47.244	3	4:12.938 B	1:05.392	1:51.329	1:16.217	115.4	12:25.556
							4	7:02.072	4:29.844	1:38.303	53.925	155.0	19:27.628
							5	3:25.026	56.037	1:36.593	52.396	161.0	22:52.654
							6	3:24.024	56.436	1:35.900	51.688	148.4	26:16.678
							7	3:19.837	54.868	1:34.091	50.878	169.8	29:36.515
							8	3:20.476	54.413	1:33.995	52.068	166.5	32:56.991
23 Lance/Alasdair GAULD/GAULD Porsche Cayman							44 Marc/Luke KEMP/SCHLEWITZ BMW 135D						
1	4:22.301	1:34.780	1:47.971	59.550	142.8	4:22.301	1	4:25.431	...	1:42.616	58.256	152.0	23:27.965
2	3:39.912	1:03.019	1:41.404	55.489	146.0	8:02.213	2	3:43.791	...	1:42.574	55.666	145.4	27:08.277
3	3:31.595	58.270	1:38.833	54.492	163.4	11:33.808	3	3:30.914	...	1:42.007	55.557	145.3	30:47.244
4	3:31.088	56.872	1:38.644	55.572	155.2	15:04.896	4	8:29.254	...	1:42.616	58.256	152.0	23:27.965
5	3:37.841 B	56.201	1:36.477	1:05.163	165.7	18:42.737	5	3:25.026	56.037	1:36.593	52.396	161.0	22:52.654
6	4:51.608	2:22.589	1:36.304	52.715	167.7	23:34.345	6	3:24.024	56.436	1:35.900	51.688	148.4	26:16.678
7	3:21.668	54.359	1:34.826	52.483	178.8	26:56.013	7	3:19.837	54.868	1:34.091	50.878	169.8	29:36.515
49 Daniel/David WOODARD/BIRRELL Mini Cooper R56							49 Daniel/David WOODARD/BIRRELL Mini Cooper R56						
1	4:41.624 B	1:24.761	2:03.787	1:13.076	124.8	4:41.624	1	4:41.624 B	1:24.761	2:03.787	1:13.076	124.8	4:41.624
2	4:09.578	1:33.387	1:40.585	55.606	151.1	8:51.202	2	4:09.578	1:33.387	1:40.585	55.606	151.1	8:51.202
3	3:32.644	58.894	1:38.160	55.590	168.8	12:23.846	3	3:32.644	58.894	1:38.160	55.590	168.8	12:23.846
4	3:49.291 B	59.665	1:40.346	1:09.280	143.0	16:13.137	4	3:49.291 B	59.665	1:40.346	1:09.280	143.0	16:13.137
5	6:23.323	3:35.696	1:47.549	1:00.078	130.7	22:36.460	5	6:23.323	3:35.696	1:47.549	1:00.078	130.7	22:36.460





750 MC SPA RACING FESTIVAL Qualifying

Analysis

■ Personal Best ■ Session Best B Crossing the finish line in pit lane

Lap	Time	Sector 1	Sector 2	Sector 3	T. Spd	Elapsed	Lap	Time	Sector 1	Sector 2	Sector 3	T. Spd	Elapsed
6	3:38.845	1:02.716	1:40.814	55.315	155.9	26:15.305							
7	3:33.510	59.424	1:39.398	54.688	167.7	29:48.815							
8	3:47.652	58.858	1:51.596	57.198	173.4	33:36.467							

52 Steve/Paul DOLMAN/SHEARD		Mazda MX-5 Mk3											
1	3:44.614	1:01.531	1:45.122	57.961	137.0	3:44.614							
2	3:40.305	1:01.959	1:40.646	57.700	158.0	7:24.919							
3	3:37.629	1:00.698	1:39.247	57.684	162.5	11:02.548							
4	3:55.237B	59.543	1:46.550	1:09.144	167.5	14:57.785							
5	5:10.561	2:33.326	1:39.219	58.016	141.1	20:08.346							
6	3:31.734	1:00.208	1:36.157	55.369	159.1	23:40.080							
7	3:33.462	59.622	1:39.049	54.791	150.9	27:13.542							
8	3:31.592	58.931	1:37.802	54.859	152.0	30:45.134							

61 Bill/Rob FORBES/MEREDITH		BMW E46 M3											
1	7:28.676					7:28.676							
2	3:36.423					11:05.099							
3	3:50.088B					14:55.187							
4	5:18.762					20:13.949							
5	3:41.942					23:55.891							
6	3:33.312					27:29.203							
7	3:35.353					31:04.556							

66 Matthew POTTER		Renault Clio 197											
1	4:23.994	1:30.203	1:47.666	1:06.125	120.0	4:23.994							
2	4:39.838	1:06.592	2:30.135	1:03.111	129.9	9:03.832							
3	3:57.463	1:05.312	1:48.175	1:03.976	116.0	13:01.295							
4	4:04.839	1:05.509	1:52.771	1:06.559	114.2	17:06.134							
5	3:59.515	1:05.338	1:51.522	1:02.655	115.3	21:05.649							
6	3:51.211	1:05.443	1:44.017	1:01.751	130.2	24:56.860							
7	3:53.717	1:07.917	1:46.198	59.602	106.4	28:50.577							
8	3:52.921	1:01.767	1:47.521	1:03.633	131.0	32:43.498							

69 George/Geoff GRANT/GOURIET		Mazda MX5 MK3											
1	3:43.045	57.350	1:46.573	59.122	138.6	3:43.045							
2	3:45.399	1:04.089	1:43.323	57.987	143.3	7:28.444							
3	3:40.452	1:02.028	1:41.431	56.993	154.8	11:08.896							
4	3:56.577B	1:03.240	1:42.417	1:10.920	157.5	15:05.473							
5	6:06.265	3:18.555	1:47.227	1:00.483	154.1	21:11.738							
6	3:46.853	1:02.547	1:44.705	59.601	152.4	24:58.591							
7	3:49.472	1:06.147	1:44.560	58.765	143.1	28:48.063							
8	4:24.259B	1:02.127	1:59.540	1:22.592	156.1	33:12.322							

71 David DOWNIE		BMW E46 Compact											
1	4:13.428	1:13.989	1:51.841	1:07.598	129.5	4:13.428							
2	4:06.822	1:13.152	1:50.752	1:02.918	120.0	8:20.250							
3	3:57.292	1:08.490	1:46.340	1:02.462	137.5	12:17.542							
4	3:59.454	1:09.623	1:46.590	1:03.241	140.7	16:16.996							
5	3:53.718	1:08.458	1:43.298	1:01.962	140.5	20:10.714							
6	3:49.329	1:06.449	1:44.068	58.812	143.7	24:00.043							
7	3:49.797	1:07.716	1:42.879	59.202	147.6	27:49.840							
8	3:49.297	1:07.149	1:42.468	59.680	143.1	31:39.137							

73 Carl/Daniel READSHAW/TAYLOR		BMW E46 M3											
1	4:28.551	1:30.655	1:56.372	1:01.524	118.9	4:28.551							
2	3:50.194	1:03.457	1:48.335	58.402	137.0	8:18.745							
3	3:44.547	1:00.664	1:45.565	58.318	148.0	12:03.292							
4	4:05.796B	1:01.524	1:50.667	1:13.605	155.9	16:09.088							
5	4:50.917	2:08.978	1:43.493	58.446	175.6	21:00.005							
6	3:41.192	59.022	1:43.864	58.306	174.8	24:41.197							
7	3:37.737	58.951	1:41.766	57.020	172.8	28:18.934							
8	3:36.726	58.770	1:42.167	55.789	181.2	31:55.660							


76 Paul RIGG		MG MGF											
1	4:33.100	1:35.202	1:54.557	1:03.341	129.5	4:33.100							
2	3:55.418	1:06.528	1:47.361	1:01.529	143.9	8:28.518							
3	3:49.495	1:03.727	1:44.065	1:01.703	148.8	12:18.013							
4	3:50.198	1:04.029	1:45.762	1:00.407	127.5	16:08.211							
5	3:44.938	1:03.802	1:42.287	58.849	152.6	19:53.149							
6	3:50.005	1:04.948	1:45.516	59.541	155.0	23:43.154							
7	3:44.981	1:04.342	1:42.190	58.449	157.5	27:28.135							
8	3:57.879	1:03.726	1:54.551	59.602	159.1	31:26.014							

78 Danny/Andrew WINSTANLEY/HOUGH		BMW 123d											
1	3:50.095	1:12.124	1:41.888	56.083	124.4	3:50.095							
2	3:28.593	58.282	1:37.143	53.168	147.4	7:18.688							
3	3:24.976	56.264	1:36.173	52.539	167.5	10:43.664							
4	3:36.708B	56.246	1:35.360	1:05.102	161.3	14:20.372							
5	3:26.108	57.995	1:35.881	52.232	166.7	17:46.480							
6	3:22.734	55.589	1:34.744	52.401	172.5	21:09.214							
7	3:25.773	55.311	1:35.408	55.054	170.9	24:34.987							
8	3:29.276B	54.965	1:34.515	59.796	168.8	28:04.263							
9	3:30.342	1:14.796	1:27.676	47.870	180.0	31:34.605							

80 Russell/Jamie CLARKE/INGRAM		BMW E46 M3											
1	3:40.484	1:03.711	1:40.816	55.957	151.6	3:40.484							
2	3:27.652			53.911		7:08.136							
3	3:25.337	55.695	1:36.763	52.879	167.2	10:33.473							
4	3:22.700	55.283	1:35.161	52.256	175.3	13:56.173							
5	3:21.991	55.470	1:34.187	52.334	180.0	17:18.164							
6	3:21.565	54.788	1:34.507	52.270	180.0	20:39.729							
7	3:59.409B	54.391	1:52.917	1:12.101	182.7	24:39.138							
8	4:36.132	1:52.608	1:45.978	57.546	147.6	29:15.270							
9	3:45.886	59.577	1:45.794	1:00.515	148.0	33:01.156							

82 Graeme/Nick McMURCHIE/DOUGILL		Mazda MX5											
1	4:07.742					4:07.742							
2	4:01.246					7:48.988							
3	3:39.302					11:28.290							
4	9:05.227					20:33.517							
5	3:35.198					24:08.715							
6	3:34.437					27:43.152							
7	3:34.000					31:17.152							





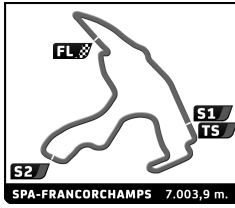
750 MC SPA RACING FESTIVAL Qualifying

Analysis

■ Personal Best ■ Session Best B Crossing the finish line in pit lane

Lap	Time	Sector 1	Sector 2	Sector 3	T. Spd	Elapsed	Lap	Time	Sector 1	Sector 2	Sector 3	T. Spd	Elapsed
86 James/Giles BAXTER/GROOMBRIDGE Toyota GT86							3	3:43.984					12:00.494
1	4:37.479	1:38.899	1:53.620	1:04.960	123.7	4:37.479	4	8:53.125					20:53.619
2	3:52.587	1:04.331	1:47.125	1:01.131	142.0	8:30.066	5	3:29.668					24:23.287
3	4:00.791 B	1:02.866	1:45.099	1:12.826	145.8	12:30.857	6	3:30.628					27:53.915
4	6:44.247	3:50.840	1:50.225	1:03.182	124.0	19:15.104	7	3:28.441					31:22.356
5	3:51.797	1:05.941	1:45.452	1:00.404	138.0	23:06.901							
6	3:48.229	1:04.514	1:43.574	1:00.141	144.9	26:55.130							
7	3:44.439	1:03.637	1:42.628	58.174	148.2	30:39.569							
88 Chris/Mika BROWN/BROWN Aston Martin GT4							188 Graham KELLY BMW E46 325i						
1	4:15.091	1:19.359	1:48.988	1:06.744	126.6	4:15.091	1	3:52.602	1:06.253	1:45.042	1:01.307	134.4	3:52.602
2	4:00.174	1:12.129	1:48.487	59.558	122.3	8:15.265	2	3:40.116	1:02.544	1:39.883	57.689	147.6	7:32.718
3	3:43.387	1:01.555	1:44.341	57.491	155.7	11:58.652	3	3:39.803	1:03.058	1:38.976	57.769	144.1	11:12.521
4	3:47.431 B	58.526	1:41.549	1:07.356	184.3	15:46.083	4	3:40.128	1:02.310	1:40.042	57.776	152.8	14:52.649
5	5:32.852	2:57.865	1:39.779	55.208	153.7	21:18.935	5	3:34.654	1:01.418	1:37.837	55.399	154.1	18:27.303
6	3:38.657	57.730	1:44.098	56.829	156.6	24:57.592	6	3:33.717	1:01.617	1:36.998	55.102	154.8	22:01.020
							7	3:32.392	1:00.311	1:36.858	55.223	167.0	25:33.412
							8	3:37.482	1:04.744	1:37.688	55.050	149.9	29:10.894
							9	3:50.698	1:02.598	1:48.775	59.325	158.7	33:01.592
95 Will/John EARP/MUNRO Mazda MX5													
1	5:09.985	2:25.504	1:45.167	59.314	136.5	5:09.985							
2	3:40.419	1:03.903	1:39.374	57.142	157.3	8:50.404							
3	3:36.782	1:02.796	1:37.821	56.165	161.7	12:27.186							
4	4:11.240 B	1:03.665	1:43.595	1:23.980	149.7	16:38.426							
5	6:01.839	3:10.794	1:47.889	1:03.156	108.7	22:40.265							
6	3:47.629	1:07.599	1:41.430	58.600	138.9	26:27.894							
7	3:47.587	1:07.516	1:40.841	59.230	124.8	30:15.481							
101 Nik/Carlo GROVE/TURNER BMW E36 328i													
1	3:39.829	56.532	1:44.739	58.558	138.7	3:39.829							
2	3:47.298	1:04.333	1:42.956	1:00.009	164.4	7:27.127							
3	3:46.833	1:04.558	1:42.499	59.776	158.2	11:13.960							
4	3:43.902	1:02.859	1:42.619	58.424	156.4	14:57.862							
5	3:53.309 B	1:02.921	1:43.525	1:06.863	132.0	18:51.171							
6	5:48.419	2:46.566	1:56.405	1:05.448	121.3	24:39.590							
7	4:03.229	1:08.101	1:52.627	1:02.501	137.9	28:42.819							
8	4:06.129	1:08.036	1:54.474	1:03.619	127.8	32:48.948							
111 Martin/Tom WEBB/WEBB BMW M3 E36													
1	3:20.974	48.526	1:38.596	53.852	138.9	3:20.974							
2	3:29.012	56.698	1:37.052	55.262	161.0	6:49.986							
3	3:21.506	55.127	1:34.589	51.790	160.5	10:11.492							
4	3:34.691 B	54.721	1:35.356	1:04.614	160.5	13:46.183							
5	5:26.755	3:00.271	1:33.980	52.504	175.3	19:12.938							
6	3:24.493	53.765	1:39.618	51.110	164.4	22:37.431							
7	3:12.239	52.174	1:30.962	49.103	167.2	25:49.670							
8	3:16.275	54.490	1:32.039	49.746	181.5	29:05.945							
9	3:12.979	52.019	1:32.001	48.959	197.4	32:18.924							
123 Adam/Jonathan BESSELL/CRYER Mazda MX5													
1	4:17.799					4:17.799							
2	3:58.711					8:16.510							






750 MC
SPA RACING FESTIVAL
Qualifying

Best Sector Times

SECTOR 1			SECTOR 2			SECTOR 3				
Pos	Driver	Time	Driver	Time	Driver	Time	Pos	Driver	Ideal Lap	Best Lap
1	111 M.WEBB/WEBB	52.019	78 D.WINSTANLEY/HOUGH	1:27.676	78 D.WINSTANLEY/HOUGH	47.870	1	78 D.WINSTANLEY/HOUGH	3:10.511	3:22.734 (7)
2	7 M.PRICE/MACLEOD	53.453	111 M.WEBB/WEBB	1:30.962	111 M.WEBB/WEBB	48.959	2	111 M.WEBB/WEBB	3:11.940	3:12.239 (1)
3	23 L.GAULD/GAULD	53.470	7 M.PRICE/MACLEOD	1:32.097	7 M.PRICE/MACLEOD	49.377	3	7 M.PRICE/MACLEOD	3:14.927	3:14.927 (2)
4	80 R.CLARKE/INGRAM	54.391	23 L.GAULD/GAULD	1:33.348	23 L.GAULD/GAULD	50.526	4	23 L.GAULD/GAULD	3:17.344	3:17.344 (3)
5	41 C.OSMAN/HALSE	54.413	41 C.OSMAN/HALSE	1:33.995	41 C.OSMAN/HALSE	50.878	5	41 C.OSMAN/HALSE	3:19.286	3:19.837 (4)
6	11 C.WOODWISS	54.737	80 R.CLARKE/INGRAM	1:34.187	11 C.WOODWISS	51.043	6	80 R.CLARKE/INGRAM	3:20.834	3:21.991 (6)
7	78 D.WINSTANLEY/HOUGH	54.965	11 C.WOODWISS	1:35.307	80 R.CLARKE/INGRAM	52.256	7	11 C.WOODWISS	3:21.087	3:21.590 (5)
8	88 C.BROWN/BROWN	57.730	52 S.DOLMAN/SHEARD	1:36.157	25 D.BALL	53.038	8	25 D.BALL	3:28.374	3:28.507 (9)
9	73 C.READSHAW/TAYLOR	58.770	25 D.BALL	1:36.521	49 D.WOODARD/BIRRELL	54.688	9	52 S.DOLMAN/SHEARD	3:29.879	3:31.592 (11)
10	25 D.BALL	58.815	188 G.KELLY	1:36.858	52 S.DOLMAN/SHEARD	54.791	10	49 D.WOODARD/BIRRELL	3:31.706	3:32.644 (13)
11	49 D.WOODARD/BIRRELL	58.858	26 M.HOLME/HOAD	1:37.286	26 M.HOLME/HOAD	55.012	11	6 P.DRYBURGH	3:32.082	3:35.597 (18)
12	52 S.DOLMAN/SHEARD	58.931	95 W.EARP/MUNRO	1:37.821	6 P.DRYBURGH	55.030	12	188 G.KELLY	3:32.219	3:32.392 (12)
13	6 P.DRYBURGH	59.201	6 P.DRYBURGH	1:37.851	188 G.KELLY	55.050	13	88 C.BROWN/BROWN	3:32.717	3:38.657 (21)
14	28 M.CHERINGTON/WALL	59.527	49 D.WOODARD/BIRRELL	1:38.160	88 C.BROWN/BROWN	55.208	14	26 M.HOLME/HOAD	3:33.021	3:33.021 (14)
15	188 G.KELLY	1:00.311	28 M.CHERINGTON/WALL	1:39.066	15 C.GILLESPIE	55.557	15	28 M.CHERINGTON/WALL	3:34.340	3:35.472 (17)
16	26 M.HOLME/HOAD	1:00.723	88 C.BROWN/BROWN	1:39.779	28 M.CHERINGTON/WALL	55.747	16	73 C.READSHAW/TAYLOR	3:36.325	3:36.726 (19)
17	15 C.GILLESPIE	1:01.403	69 G.GRANT/GOURIET	1:41.431	73 C.READSHAW/TAYLOR	55.789	17	95 W.EARP/MUNRO	3:36.782	3:36.782 (20)
18	66 M.POTTER	1:01.767	73 C.READSHAW/TAYLOR	1:41.766	95 W.EARP/MUNRO	56.165	18	15 C.GILLESPIE	3:38.967	3:38.967 (22)
19	69 G.GRANT/GOURIET	1:02.028	15 C.GILLESPIE	1:42.007	69 G.GRANT/GOURIET	56.993	19	69 G.GRANT/GOURIET	3:40.452	3:40.452 (23)
20	95 W.EARP/MUNRO	1:02.796	76 P.RIGG	1:42.190	86 J.BAXTER/GROOMBRIDGE	58.174	20	86 J.BAXTER/GROOMBRIDGE	3:43.668	3:44.439 (25)
21	101 N.GROVE/TURNER	1:02.859	71 D.DOWNIE	1:42.468	101 N.GROVE/TURNER	58.424	21	101 N.GROVE/TURNER	3:43.782	3:43.902 (24)
22	86 J.BAXTER/GROOMBRIDGE	1:02.866	101 N.GROVE/TURNER	1:42.499	76 P.RIGG	58.449	22	76 P.RIGG	3:44.365	3:44.938 (26)
23	76 P.RIGG	1:03.726	86 J.BAXTER/GROOMBRIDGE	1:42.628	71 D.DOWNIE	58.812	23	66 M.POTTER	3:45.386	3:51.211 (28)
24	8 Y.OSMAN/OSMAN	1:05.310	66 M.POTTER	1:44.017	66 M.POTTER	59.602	24	71 D.DOWNIE	3:47.729	3:49.297 (27)
25	71 D.DOWNIE	1:06.449	8 Y.OSMAN/OSMAN	1:48.489	8 Y.OSMAN/OSMAN	1:02.284	25	8 Y.OSMAN/OSMAN	3:56.083	3:58.112 (29)





750 MC
SPA RACING FESTIVAL
Race (120')

Starting Grid

3:58.112 Yusuf/Ali OSMAN/OSMAN	C	8	- 15 -	35	B	Jonathan/Steve EVANS/CHEETHAM
3:49.297 David DOWNIE	C	71	- 14 -	66	B	Matthew POTTER
3:44.439 James/Giles BAXTER/GROOMBRIDGE	C	86	- 13 -	76	C	Paul RIGG
3:40.452 George/Goeff GRANT/GOURIET	C	69	- 12 -	101	B	Nik/Carlo GROVE/TURNER
3:38.657 Chris/Mika BROWN/BROWN	A	88	- 11 -	15	C	Colin GILLESPIE
3:36.726 Carl/Daniel READSHAW/TAYLOR	A	73	- 10 -	95	C	Will/John EARP/MUNRO
3:35.472 Matt/Louis CHERRINGTON/WALL	A	28	- 9 -	6	C	Phil DRYBURGH
3:33.312 Bill/Rob FORBES/MEREDITH	A	61	- 8 -	82	C	Graeme/Nick McMURCHIE/DOUGILL
3:32.644 Daniel/David WOODARD/BIRRELL	B	49	- 7 -	26	C	Mark/Jonathan HOLME/HOAD
3:31.592 Steve/Paul DOLMAN/SHEARD	C	52	- 6 -	188	C	Graham KELLY
3:28.507 Darren BALL	C	25	- 5 -	44	A	Marc/Luke KEMP/SCHLEWITZ
3:22.734 Danny/Andrew WINSTANLEY/HOUGH	B	78	- 4 -	123	C	Adam/Jonathan BESSELL/CRYER
3:21.590 Carl WOODWISS	I	11	- 3 -	80	A	Russell/Jamie CLARKE/INGRAM
3:17.344 Lance/Alasdair GAULD/GAULD	A	23	- 2 -	41	B	Cemal/Jody OSMAN/HALSE
3:12.239 Martin/Tom WEBB/WEBB	A	111	- 1 -	7	B	Michael/Callum PRICE/MACLEOD


Pole



Stewards:

Timekeeper:





750 MC SPA RACING FESTIVAL Race (120')

Provisional Classification

Drivers	Nat	Team	Vehicle	Class	Laps	Total Time	Gap	Kph	Best Lap	
									Lap	Time Kph
1 78		Danny/Andrew WINSTANLEY/HOUGH	Caterham	I	42	2:02:21.141	- 144.3	6	2:42.271	155.4
2 7		Michael/Callum PRICE/MACLEOD	Porsche 996 Carrera 2	B	42	2:03:14.370	+2:43.926 141.1	28	2:47.383	150.6
3 73		Carl/Daniel READSHAW/TAYLOR	BMW E46 M3	A	42	2:05:05.067	+2:43.926 141.1	18	2:48.867	149.3
4 41		Cemal/Jody OSMAN/HALSE	BMW E36 M3	B	41	2:03:53.899	1 Lap 139.1	37	2:50.903	147.5
5 61		Bill/Rob FORBES/MEREDITH	BMW E46 M3	A	40	2:03:21.289	2 Laps 136.3	19	2:52.326	146.3
6 35		Jonathan/Steve EVANS/CHEETHAM	Porsche Boxster S	B	40	2:04:19.712	2 Laps 135.2	30	2:55.636	143.6
7 23		Lance/Alasdair GAULD/GAULD	Porsche Cayman	A	40	2:04:20.479	2 Laps 135.2	4	2:50.714	147.7
8 28		Matt/Louis CHERRINGTON/WALL	BMW Z3	A	39	1:56:13.178	3 Laps 141.0	34	2:49.523	148.7
9 26		Mark/Jonathan HOLME/HOAD	Mazda MX5	C	39	2:03:37.806	3 Laps 132.6	26	2:58.655	141.1
10 23		Adam/Jonathan BESSELL/CRYER	Mazda MX5	C	39	2:03:43.191	3 Laps 132.5	29	2:59.870	140.2
11 101		Nik/Carlo GROVE/TURNER	BMW E36 328i	B	38	2:02:19.997	4 Laps 130.5	17	2:59.487	140.5
12 69		George/Geoff GRANT/GOURIET	Mazda MX5 MK3	C	38	2:02:58.151	4 Laps 129.9	9	3:05.230	136.1
13 8		Yusuf/Ali OSMAN/OSMAN	BMW E30 320is	C	38	2:04:13.953	4 Laps 128.5	26	3:02.744	138.0
14 86		James/Giles BAXTER/GROOMBRIDGE	Toyota GT86	C	36	2:02:54.537	6 Laps 123.1	31	3:07.015	134.8
15 71		David DOWNIE	BMW E46 Compact	C	36	2:04:06.586	6 Laps 121.9	35	3:18.380	127.1
16 76		Paul RIGG	MG MGF	C	35	2:02:27.252	7 Laps 120.1	15	3:18.464	127.0
17 52		Steve/Paul DOLMAN/SHEARD	Mazda MX-5 Mk3	C	34	1:48:27.437	8 Laps 131.7	29	3:02.041	138.5
18 82		Graeme/Nick McMURCHIE/DOUGILL	Mazda MX5	C	31	1:56:38.732	11 Laps 111.7	29	3:00.785	139.5
19 15		Colin GILLESPIE	BMW 330	C	31	2:02:37.856	11 Laps 106.2	5	3:02.214	138.4
20 11		Carl WOODWISS	Caterham R300	I	29	1:26:10.658	13 Laps 141.4	10	2:46.187	151.7
21 111		Martin/Tom WEBB/WEBB	BMW M3 E36	A	28	1:24:21.403	14 Laps 139.5	26	2:43.883	153.9
22 80		Russell/Jamie CLARKE/INGRAM	BMW E46 M3	A	28	1:24:33.346	14 Laps 139.2	2	2:50.110	148.2
23 95		Will/John EARP/MUNRO	Mazda MX5	C	26	1:26:24.472	16 Laps 126.4	16	3:09.228	133.2
24 88		Chris/Mika BROWN/BROWN	Aston Martin GT4	A	26	1:35:24.148	16 Laps 114.5	23	2:54.380	144.6
25 49		Daniel/David WOODARD/BIRRELL	Mini Cooper R56	B	25	2:04:59.820	17 Laps 84.0	8	2:56.748	142.7
26 6		Phil DRYBURGH	Lotus Elise	C	24	1:13:52.143	18 Laps 136.5	20	2:59.659	140.3
27 25		Darren BALL	BMW 330	C	24	1:40:30.297	18 Laps 100.3	10	3:02.002	138.5
Not classified:										
188		Graham KELLY	BMW E46 325i	C	18	56:11.113		6	3:05.102	136.2
66		Matthew POTTER	Renault Clio 197	B	11	1:09:40.668		10	3:10.093	132.6
44		Marc/Luke KEMP/SCHLEWITZ	BMW 135D	A						

Pole Position	M. WEBB/WEBB	3:12.239	131.2 Kph
Fastest Lap	Lap 6 Danny/Andrew WINSTANLEY/HOUGH	2:42.271	155.4 Kph


25 SECONDS PENALTY TO CAR N° 82 DUE TO TRACK LIMITS

Published at:

Track Status: **DRY**

Race Director:	Timekeeper:
-----------------------	--------------------





750 MC SPA RACING FESTIVAL

Race

Provisional Classification by Class

Nr. Driver	Nat	Team	Car	Laps	Total Time	Gap	Kph	Best Lap		
								Lap	Time	Kph
A										
1	73	Carl/Daniel READSHAW/TAYLOR	BMW E46 M3	42	2:05:05.067		141.1	18	2:48.867	149.3
2	61	Bill/Rob FORBES/MEREDITH	BMW E46 M3	40	2:03:21.289	2 Laps	136.3	19	2:52.326	146.3
3	23	Lance/Alasdair GAULD/GAULD	Porsche Cayman	40	2:04:20.479		135.2	4	2:50.714	147.7
4	28	Matt/Louis CHERRINGTON/WALL	BMW Z3	39	1:56:13.178	3 Laps	141.0	34	2:49.523	148.7
5	111	Martin/Tom WEBB/WEBB	BMW M3 E36	28	1:24:21.403	14 Laps	139.5	26	2:43.883	153.9
6	80	Russell/Jamie CLARKE/INGRAM	BMW E46 M3	28	1:24:33.346	4 Laps	139.2	2	2:50.110	148.2
7	88	Chris/Mika BROWN/BROWN	Aston Martin GT4	26	1:35:24.148	16 Laps	114.5	23	2:54.380	144.6
Not classified:										
44		Marc/Luke KEMP/SCHLEWITZ	BMW 135D							
B										
1	7	Michael/Callum PRICE/MACLEOD	Porsche 996 Carrera 2	42	2:03:14.370		143.2	28	2:47.383	150.6
2	41	Cemal/Jody OSMAN/HALSE	BMW E36 M3	41	2:03:53.899	1 Laps	139.1	37	2:50.903	147.5
3	35	Jonathan/Steve EVANS/CHEETHAM	Porsche Boxster S	40	2:04:19.712	2 Laps	135.2	30	2:55.636	143.6
4	101	Nik/Carlo GROVE/TURNER	BMW E36 328i	38	2:02:19.997	4 Laps	139.5	17	2:59.487	140.5
5	49	Daniel/David WOODARD/BIRRELL	Mini Cooper R56	25	2:04:59.820	17 Laps	84.0	8	2:56.748	142.7
Not classified:										
66		Matthew POTTER	Renault Clio 197	11	1:09:40.668			10	3:10.093	132.6
C										
1	26	Mark/Jonathan HOLME/HOAD	Mazda MX5	39	2:03:37.806		132.6	26	2:58.655	141.1
2	123	Adam/Jonathan BESSEL/CRYER	Mazda MX5	39	2:03:43.191	+5.385	132.5	29	2:59.870	140.2
3	69	George/Geoff GRANT/GOURIET	Mazda MX5 MK3	38	2:02:58.151	1 Laps	129.9	9	3:05.230	136.1
4	8	Yusuf/Ali OSMAN/OSMAN	BMW E30 320is	38	2:04:13.953	1 Laps	128.5	26	3:02.744	138.0
5	86	James/Giles BAXTER/GROOMBRIDGE	Toyota GT86	36	2:02:54.537	3 Laps	123.1	31	3:07.015	134.8
6	71	David DOWNIE	BMW E46 Compact	36	2:04:06.586	3 Laps	121.9	35	3:18.380	127.1
7	76	Paul RIGG	MG MGF	35	2:02:27.252	4 Laps	120.1	15	3:18.464	127.0
8	52	Steve/Paul DOLMAN/SHEARD	Mazda MX-5 Mk3	34	1:48:27.437	5 Laps	131.7	29	3:02.041	138.5
9	82	Graeme/Nick McMURCHIE/DOUGILL	Mazda MX5	31	1:56:38.732	8 Laps	111.7	29	3:00.785	139.5
10	15	Colin GILLESPIE	BMW 330	31	2:02:37.856	8 Laps	106.2	5	3:02.214	138.4
11	95	Will/John EARP/MUNRO	Mazda MX5	26	1:26:24.472	13 Laps	126.4	16	3:09.228	133.2
12	6	Phil DRYBURGH	Lotus Elise	24	1:13:52.143	15 Laps	136.5	20	2:59.659	140.3
13	25	Darren BALL	BMW 330	24	1:40:30.297	15 Laps	100.3	10	3:02.002	138.5
Not classified:										
188		Graham KELLY	BMW E46 325i	18	56:11.113			6	3:05.102	136.2
I										
1	78	Danny/Andrew WINSTANLEY/HOUGH	Caterham	42	2:02:21.141		144.3	6	2:42.271	155.4
2	11	Carl WOODWISS	Caterham R300	29	1:26:10.658	13 Laps	141.4	10	2:46.187	151.7

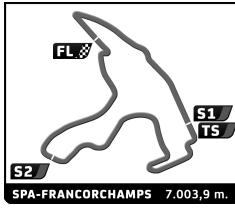
25 SECONDS PENALTY TO CAR N° 82 DUE TO TRACK LIMITS

Published at:

Track Status: **DRY**

Race Director:	Timekeeper:






750 MC SPA RACING FESTIVAL Race

Best Sector Times

SECTOR 1			SECTOR 2			SECTOR 3				
Pos	Driver	Time	Driver	Time	Driver	Time	Pos	Driver	Ideal Lap	Best Lap
1	78 D.WINSTANLEY/HOUGH	39.630	78 D.WINSTANLEY/HOUGH	1:12.908	111 M.WEBB/WEBB	41.817	1	78 D.WINSTANLEY/HOUGH	2:34.413	2:42.271 (1)
2	111 M.WEBB/WEBB	46.101	11 C.WOODWISS	1:14.998	78 D.WINSTANLEY/HOUGH	41.875	2	111 M.WEBB/WEBB	2:43.579	2:43.883 (2)
3	11 C.WOODWISS	47.579	111 M.WEBB/WEBB	1:15.661	11 C.WOODWISS	42.823	3	11 C.WOODWISS	2:45.400	2:46.187 (3)
4	7 M.PRICE/MACLEOD	47.623	73 C.READSHAW/TAYLOR	1:16.207	7 M.PRICE/MACLEOD	42.933	4	7 M.PRICE/MACLEOD	2:47.033	2:47.383 (4)
5	88 C.BROWN/BROWN	47.914	7 M.PRICE/MACLEOD	1:16.477	73 C.READSHAW/TAYLOR	43.555	5	73 C.READSHAW/TAYLOR	2:48.381	2:48.867 (5)
6	23 L.GAULD/GAULD	48.198	28 M.CHERINGTON/WALL	1:16.940	80 R.CLARKE/INGRAM	43.567	6	28 M.CHERINGTON/WALL	2:49.080	2:49.523 (6)
7	80 R.CLARKE/INGRAM	48.492	80 R.CLARKE/INGRAM	1:17.121	28 M.CHERINGTON/WALL	43.618	7	80 R.CLARKE/INGRAM	2:49.180	2:50.110 (7)
8	28 M.CHERINGTON/WALL	48.522	23 L.GAULD/GAULD	1:17.658	23 L.GAULD/GAULD	43.698	8	23 L.GAULD/GAULD	2:49.554	2:50.714 (8)
9	41 C.OSMAN/HALSE	48.562	41 C.OSMAN/HALSE	1:18.490	41 C.OSMAN/HALSE	43.738	9	41 C.OSMAN/HALSE	2:50.790	2:50.903 (9)
10	73 C.READSHAW/TAYLOR	48.619	123 A.BESSELL/CRYER	1:18.644	35 J.EVANS/CHEETHAM	44.657	10	35 J.EVANS/CHEETHAM	2:53.267	2:55.636 (12)
11	35 J.EVANS/CHEETHAM	49.793	35 J.EVANS/CHEETHAM	1:18.817	88 C.BROWN/BROWN	44.910	11	88 C.BROWN/BROWN	2:53.981	2:54.380 (11)
12	61 B.FORBES/MEREDITH	50.682	26 M.HOLME/HOAD	1:18.958	49 D.WOODARD/BIRRELL	45.356	12	61 B.FORBES/MEREDITH	2:56.450	2:52.326 (10)
13	49 D.WOODARD/BIRRELL	50.943	82 G.MCMURCHIE/DOUGILL	1:20.147	61 B.FORBES/MEREDITH	45.475	13	49 D.WOODARD/BIRRELL	2:56.532	2:56.748 (13)
14	6 P.DRYBURGH	51.652	101 N.GROVE/TURNER	1:20.230	101 N.GROVE/TURNER	46.363	14	26 M.HOLME/HOAD	2:58.631	2:58.655 (14)
15	25 D.BALL	52.072	49 D.WOODARD/BIRRELL	1:20.233	6 P.DRYBURGH	46.405	15	101 N.GROVE/TURNER	2:58.686	2:59.487 (15)
16	101 N.GROVE/TURNER	52.093	61 B.FORBES/MEREDITH	1:20.293	25 D.BALL	46.640	16	6 P.DRYBURGH	2:58.937	2:59.659 (16)
17	15 C.GILLESPIE	52.235	6 P.DRYBURGH	1:20.880	52 S.DOLMAN/SHEARD	46.713	17	123 A.BESSELL/CRYER	2:59.759	2:59.870 (17)
18	8 Y.OSMAN/OSMAN	52.560	95 W.EARP/MUNRO	1:20.886	8 Y.OSMAN/OSMAN	46.751	18	82 G.MCMURCHIE/DOUGILL	3:00.095	3:00.785 (18)
19	52 S.DOLMAN/SHEARD	52.736	88 C.BROWN/BROWN	1:21.157	26 M.HOLME/HOAD	46.887	19	25 D.BALL	3:00.981	3:02.002 (19)
20	26 M.HOLME/HOAD	52.786	52 S.DOLMAN/SHEARD	1:21.702	15 C.GILLESPIE	46.918	20	52 S.DOLMAN/SHEARD	3:01.151	3:02.041 (20)
21	82 G.MCMURCHIE/DOUGILL	52.895	69 G.GRANT/GOURIET	1:21.832	82 G.MCMURCHIE/DOUGILL	47.053	21	15 C.GILLESPIE	3:01.839	3:02.214 (21)
22	188 G.KELLY	53.259	25 D.BALL	1:22.269	123 A.BESSELL/CRYER	47.239	22	8 Y.OSMAN/OSMAN	3:01.862	3:02.744 (22)
23	123 A.BESSELL/CRYER	53.876	8 Y.OSMAN/OSMAN	1:22.551	69 G.GRANT/GOURIET	47.730	23	69 G.GRANT/GOURIET	3:03.882	3:05.230 (24)
24	69 G.GRANT/GOURIET	54.320	15 C.GILLESPIE	1:22.686	86 J.BAXTER/GROOMBRIDGE	48.125	24	188 G.KELLY	3:04.487	3:05.102 (23)
25	66 M.POTTER	54.774	86 J.BAXTER/GROOMBRIDGE	1:22.906	188 G.KELLY	48.185	25	86 J.BAXTER/GROOMBRIDGE	3:06.140	3:07.015 (25)
26	86 J.BAXTER/GROOMBRIDGE	55.109	188 G.KELLY	1:23.043	66 M.POTTER	48.655	26	95 W.EARP/MUNRO	3:08.877	3:09.228 (26)
27	95 W.EARP/MUNRO	57.665	66 M.POTTER	1:26.664	95 W.EARP/MUNRO	50.326	27	66 M.POTTER	3:10.093	3:10.093 (27)
28	71 D.DOWNIE	58.073	71 D.DOWNIE	1:27.686	76 P.RIGG	51.236	28	71 D.DOWNIE	3:17.049	3:18.380 (28)
29	76 P.RIGG	58.147	76 P.RIGG	1:28.125	71 D.DOWNIE	51.290	29	76 P.RIGG	3:17.508	3:18.464 (29)






750 MC SPA RACING FESTIVAL Race

Leader Sequence

Nr	Driver	Team	Car	Start Lap	End Lap	Laps	Total Laps
A							
111	Martin/Tom WEBB/WEBB		BMW M3 E36	1	1	1	1
80	Russell/Jamie CLARKE/INGRAW		BMW E46 M3	2	3	2	2
111	Martin/Tom WEBB/WEBB		BMW M3 E36	4	22	19	20
73	Carl/Daniel READSHAW/TAYLC		BMW E46 M3	23	34	12	12
28	Matt/Louis CHERRINGTON/WA		BMW Z3	35	38	4	4
73	Carl/Daniel READSHAW/TAYLC		BMW E46 M3	39	42	4	16
B							
7	Michael/Callum PRICE/MACLEC		Porsche 996 Carrera 2	1	42	42	42
C							
25	Darren BALL		BMW 330	1	3	3	3
15	Colin GILLESPIE		BMW 330	4	7	4	4
6	Phil DRYBURGH		Lotus Elise	8	24	17	17
52	Steve/Paul DOLMAN/SHEARD		Mazda MX-5 Mk3	25	34	10	10
26	Mark/Jonathan HOLME/HOAD		Mazda MX5	35	39	5	5
I							
78	Danny/Andrew WINSTANLEY/F		Caterham	1	13	13	13
11	Carl WOODWISS		Caterham R300	14	26	13	13
78	Danny/Andrew WINSTANLEY/F		Caterham	27	42	16	29



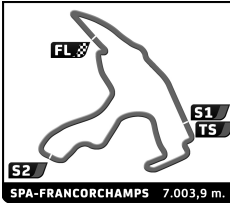
750 MC SPA RACING FESTIVAL

Race

Analysis by lap

Lapped

Nr	Lap Time	Gap	Nr	Lap Time	Gap	Nr	Lap Time	Gap	Nr	Lap Time	Gap	Nr	Lap Time	Gap	
Lap 1															
111	2:55.774		86	3:15.143	1:01.094	26	3:07.108	1:33.761	88	2:58.469	2:00.524	35	2:58.913	2:13.465	
78	2:55.791	0.017	8	3:12.157	1:01.948	123	3:06.333	1:33.817	52	3:03.425	2:08.105	88	3:06.720	2:40.267	
80	2:55.818	0.044	76	3:25.594	1:16.764	101	3:02.234	1:35.629	82	3:03.836	2:10.375	6	3:06.372	2:41.485	
7	2:56.813	1.039	71	3:25.571	1:21.593	69	3:06.916	1:36.260	26	3:02.673	2:14.973				
11	2:56.897	1.123	66	3:42.352	2:16.833	95	3:10.013	1:47.502	101	3:02.958	2:17.522				
23	2:57.641	1.867	Lap 3												
41	2:59.863	4.089	78	2:43.163	86	3:13.856	2:04.321	188	3:05.102	2:18.311	Lap 9				
73	3:06.222	10.448	80	2:50.312	13.220	25	4:07.302	2:15.345	123	3:04.766	2:22.555	78	2:43.467		
25	3:08.031	12.257	111	2:49.188	13.265	76	3:23.744	2:37.330	69	3:06.556	2:24.355	52	3:02.846	1 Lap	
61	3:08.763	12.989	11	2:50.619	13.479	71	3:20.567	2:37.935	95	3:10.026	2:42.497	82	3:02.633	1 Lap	
49	3:09.937	14.163	7	2:49.057	14.611	Lap 5									
6	3:11.339	15.565	23	2:52.370	19.260	78	2:42.635	8	3:14.004	1:59.201	188	3:07.518	1 Lap		
52	3:11.576	15.802	73	2:52.464	29.604	111	2:48.420	24.396	123	3:04.766	2:22.555	69	3:05.471	1 Lap	
82	3:13.396	17.622	41	2:59.476	33.257	11	2:46.911	24.717	69	3:06.556	2:24.355	11	2:49.824	52.187	
15	3:14.072	18.298	61	2:57.471	41.966	7	2:51.284	30.747	95	3:10.703	1 Lap	111	2:51.078	53.502	
28	3:14.179	18.405	28	2:55.515	46.738	23	2:50.792	34.875	7	2:51.464	46.830	23	2:49.598	59.250	
188	3:14.976	19.202	25	3:03.009	51.299	80	2:50.705	41.014	23	2:53.598	54.071	23	2:53.849	1:11.860	
123	3:15.480	19.706	15	3:03.108	57.052	73	2:50.083	44.020	80	2:53.012	59.403	8	3:11.973	1 Lap	
26	3:15.500	19.726	6	3:05.872	57.772	41	2:56.361	1:01.918	73	2:53.241	1:00.947	73	2:51.753	1:14.512	
35	3:19.906	24.132	49	3:01.600	58.388	61	2:54.417	1:08.787	66	4:40.296	2 Laps	80	2:51.474	1:15.374	
88	3:20.605	24.831	35	3:00.208	1:00.526	28	2:54.622	1:09.477	76	3:20.192	1 Lap	86	3:15.154	1 Lap	
69	3:21.627	25.853	52	3:04.159	1:02.586	49	2:58.044	1:29.209	71	3:19.678	1 Lap	15	4:42.377	1 Lap	
95	3:22.803	27.029	82	3:04.159	1:06.097	35	2:57.554	1:31.827	28	2:52.675	1:27.903	28	2:54.128	1:47.176	
86	3:25.808	30.034	188	3:07.264	1:06.247	15	3:02.214	1:36.168	61	2:55.710	1:32.783	61	2:53.331	1:51.702	
101	3:27.995	32.221	88	3:04.100	1:07.926	6	3:01.083	1:36.463	41	2:59.177	1:33.460	41	2:59.764	2:03.157	
8	3:29.648	33.874	26	3:10.585	1:09.909	88	3:00.330	1:44.326	35	2:55.963	1:58.925	71	3:19.207	1 Lap	
76	3:31.027	35.253	123	3:07.129	1:10.740	52	3:04.401	1:46.951	49	2:57.574	1:59.061	35	2:56.219	2:26.217	
71	3:35.879	40.105	69	3:05.413	1:12.600	82	3:03.431	1:48.810	15	3:03.947	2:17.896	49	2:58.524	2:26.493	
66	4:14.338	1:18.564	101	3:03.493	1:16.651	26	3:03.445	1:54.571	88	3:00.364	2:17.920	76	3:20.357	1 Lap	
Lap 2															
78	2:44.066		95	3:10.158	1:20.745	188	3:05.151	1:55.480	6	3:05.304	2:19.486	Lap 10			
11	2:48.983	6.023	8	3:09.668	1:28.453	66	3:23.447	1 Lap	52	3:03.971	2:29.108	78	2:43.431		
80	2:50.110	6.071	86	3:15.790	1:33.721	101	3:03.841	1:56.835	82	3:03.805	2:31.212	88	3:06.678	1 Lap	
111	2:51.323	7.240	76	3:23.241	1:56.842	123	3:08.878	2:00.060	26	3:01.876	2:33.881	6	3:05.704	1 Lap	
7	2:51.761	8.717	71	3:22.194	2:00.624	69	3:06.445	2:00.070	101	3:00.097	2:34.651	52	3:03.227	1 Lap	
23	2:52.269	10.053	Lap 4												
41	2:56.938	16.944	78	2:43.256	111	2:48.602	18.611	69	3:06.445	2:00.070	101	3:01.498	1 Lap		
73	2:53.938	20.303	11	2:50.218	20.441	123	3:08.878	2:00.060	188	3:05.627	2:40.970	82	3:04.604	1 Lap	
61	2:58.752	27.658	7	2:50.743	22.098	69	3:06.445	2:00.070	6	3:05.304	2:19.486	26	3:04.273	1 Lap	
25	3:03.279	31.453	23	2:50.714	26.718	95	3:09.875	2:14.742	101	3:00.097	2:34.651	188	3:06.032	1 Lap	
28	3:00.064	34.386	80	3:02.980	32.944	8	3:11.747	2:28.313	188	3:05.627	2:40.970	123	3:04.783	1 Lap	
6	3:03.581	35.063	73	2:50.224	36.572	86	3:12.501	2:34.187	6	3:05.304	2:19.486	69	3:05.230	1 Lap	
15	3:02.892	37.107	41	2:58.191	48.192	Lap 8									
82	3:05.445	38.984	61	2:58.295	57.005	78	2:44.373	123	3:06.141	1 Lap	11	2:46.187	54.943		
49	3:09.871	39.951	28	2:54.008	57.490	69	3:06.373	1 Lap	11	2:49.391	45.830	111	2:47.202	57.273	
52	3:09.871	41.590	49	2:58.668	1:13.800	95	3:10.632	1 Lap	111	2:49.656	45.891	7	2:49.436	1:05.255	
188	3:07.027	42.146	66	4:25.456	1 Lap	8	3:13.986	1 Lap	86	3:12.948	1 Lap	95	3:09.901	1 Lap	
26	3:06.844	42.487	15	3:02.793	1:16.589	11	2:49.391	45.830	7	2:50.662	53.119	23	2:51.511	1:19.940	
35	3:03.432	43.481	35	2:59.638	1:16.908	73	2:49.925	50.674	23	2:51.780	1:01.478	73	2:49.531	1:20.612	
123	3:11.151	46.774	6	3:03.499	1:18.015	41	2:57.604	1:17.251	73	2:49.652	1:06.226	80	2:53.010	1:24.953	
88	3:06.241	46.989	52	3:05.855	1:25.185	28	2:50.990	1:18.196	80	2:52.337	1:07.367	8	3:10.284	1 Lap	
69	3:08.580	50.350	88	3:01.961	1:26.631	61	2:53.525	1:20.041	28	2:52.985	1:36.515	86	3:13.025	1 Lap	
95	3:10.804	53.750	82	3:05.173	1:28.014	49	2:57.517	1:44.455	61	2:53.428	1:41.838	28	2:52.645	1:56.390	
101	3:08.183	56.321	188	3:09.973	1:32.964	35	2:56.374	1:45.930	41	2:57.773	1:46.860	61	2:52.904	2:01.175	
Lap 6															
78	2:42.271		15	3:03.020	1:56.917	6	3:02.958	1:57.150	71	3:21.036	1 Lap	41	2:58.439	2:18.165	
111	2:49.730	31.855	Lap 7												
11	2:50.215	32.661	78	2:42.968	8	3:13.037	1 Lap	49	2:56.748	2:11.436	35	2:56.879	2:39.665		
76	3:22.646	1 Lap	86	3:13.401	1 Lap	111	2:51.721	40.608	Lap 9						
71	3:23.146	1 Lap	111	2:51.721	40.608	11	2:51.119	40.812	78	2:43.467					
71	3:23.146	1 Lap	7	2:51.284	30.747	23	2:51.464	46.830	52	3:02.846	1 Lap				
71	3:23.146	1 Lap	23	2:50.792	34.875	80	2:53.598	54.071	82	3:02.633	1 Lap				
71	3:23.146	1 Lap	80	2:50.705	41.014	80	2:53.012	59.403	26	3:00.353	1 Lap				
71	3:23.146	1 Lap	73	2:50.083	44.020	73	2:53.241	1:00.947	101	3:00.594	1 Lap				
71	3:23.146	1 Lap	41	2:56.361	1:01.918	66	4:40.296	2 Laps	188	3:07.518	1 Lap				
71	3:23.146	1 Lap	61	2:54.417	1:08.787	76	3:20.192	1 Lap	123	3:05.683	1 Lap				
71	3:23.146	1 Lap	28	2:54.622	1:09.477	71	3:19.678	1 Lap	69	3:05.471	1 Lap				
71	3:23.146	1 Lap	49	2:58.044	1:29.209	28	2:52.675	1:27.903	123	3:05.683	1 Lap				
71	3:23.146	1 Lap	35	2:57.554	1:31.827	61	2:55.710	1:32.783	69	3:05.471	1 Lap				
71	3:23.146	1 Lap	15	3:02.214	1:36.168	41	2:59.177	1:33.460	11	2:49.824	52.187				
71	3:23.146	1 Lap	6	3:01.083	1:36.463	35	2:55.963	1:58.925	95	3:10.703	1 Lap				
71	3:23.146	1 Lap	88	3:00.330	1:44.326	49	2:57.574	1:59.061	111	2:51.078	53.502				
71	3:23.146	1 Lap	52	3:04.401	1:46.951	15	3:03.947	2:17.896	23	2:49.598	59.250				
71	3:23.146	1 Lap	82	3:03.431	1:48.810	88	3:00.364	2:17.920	7	2:49.598	59.250				
71	3:23.146	1 Lap	26	3:03.445	1:54.571	6	3:05.304	2:19.486	23	2:53.849	1:11.860				
71	3:23.146	1 Lap	188	3:05.151	1:55.480	52	3:03.971	2:29.108	8	3:11.973	1 Lap				
71	3:23.146	1 Lap	66	3:23.447	1 Lap	82	3:03.805	2:31.212	73	2:51.753	1:14.512				
71	3:23.146	1 Lap	101	3:03.841	1:56.835	26	3:01.876	2:33.881	80	2:51.474	1:15.374				
71	3:23.146	1 Lap	123	3:08.878	2:00.060	101	3:00.097	2:34.651	86	3:15.154	1 Lap				
71	3:23.146	1 Lap	69	3:06.445	2:00.070	188	3:05.627	2:40.970	15	4:42.377	1 Lap				
71	3:23.146	1 Lap	95	3:09.875	2:14.742	Lap 8									
71	3:23.146	1 Lap	8	3:11.747	2:28.313	78	2:44.373</								



750 MC SPA RACING FESTIVAL

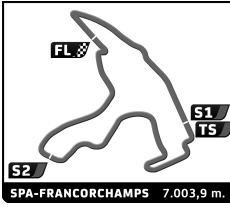
Race

Analysis by lap

Lapped

Nr	Lap Time	Gap	Nr	Lap Time	Gap	Nr	Lap Time	Gap	Nr	Lap Time	Gap	Nr	Lap Time	Gap
Lap 11			Lap 13			78	6:20.971	2:31.468	Lap 17			111	2:49.542	7.797
78	2:42.536		78	2:52.867		25	3:02.872	8 Laps	35	2:56.072	2:42.164	35	2:56.742	1 Lap
49	3:12.312	1 Lap	86	3:14.142	2 Laps	86	3:13.979	1 Lap				71	3:21.090	3 Laps
71	3:18.682	2 Laps	35	2:58.522	1 Lap	Lap 15			76	3:19.359	3 Laps			
76	3:20.176	2 Laps	11	2:49.530	1:02.488	11	2:46.265		95	3:09.848	2 Laps			
88	3:03.791	1 Lap	111	2:49.625	1:04.448	111	2:47.389	2.938	7	2:49.941	45.243			
6	3:03.853	1 Lap	101	3:04.441	1 Lap	7	2:50.563	30.330	25	3:02.002	9 Laps			
101	2:59.642	1 Lap	88	3:04.414	1 Lap	8	3:01.009	1 Lap	73	2:51.254	55.101			
52	3:03.924	1 Lap	6	3:04.095	1 Lap	73	2:53.186	41.900	23	2:53.292	1:11.271			
82	3:01.768	1 Lap	52	3:03.599	1 Lap	6	3:01.019	1 Lap	8	3:15.346	2 Laps			
26	3:02.665	1 Lap	26	3:03.148	1 Lap	101	3:01.178	1 Lap	88	2:58.146	1 Lap			
11	2:46.887	59.294	82	3:02.373	1 Lap	82	3:02.017	1 Lap	6	3:01.347	1 Lap			
15	4:54.805	2 Laps	7	2:51.891	1:21.015	26	3:03.187	1 Lap	101	3:00.201	1 Lap			
111	2:47.934	1:02.671	71	3:21.070	2 Laps	23	2:51.694	47.927	6	2:59.725	1 Lap			
123	3:06.217	1 Lap	73	2:50.484	1:34.039	80	2:52.484	52.110	101	3:00.447	1 Lap			
188	3:08.143	1 Lap	76	3:27.371	2 Laps	52	3:14.113	1 Lap	80	3:03.181	1:12.967			
69	3:06.019	1 Lap	23	2:53.418	1:39.526	123	3:07.605	1 Lap	82	3:01.051	1 Lap			
7	2:50.713	1:13.432	15	3:08.401	2 Laps	15	3:08.026	2 Laps	26	3:01.973	1 Lap			
23	2:51.272	1:28.676	80	2:50.685	1:42.065	188	3:06.043	1 Lap	52	3:02.916	1 Lap			
73	2:50.963	1:29.039	123	3:06.426	1 Lap	28	2:55.905	1:24.541	28	2:50.902	1:33.766			
80	2:53.805	1:36.222	188	3:07.350	1 Lap	69	3:08.851	1 Lap	61	2:52.408	1:45.358			
95	3:09.817	1 Lap	69	3:06.668	1 Lap	71	3:22.250	2 Laps	188	3:05.978	1 Lap			
28	2:52.848	2:06.702	28	2:51.343	2:13.085	61	2:52.899	1:33.027	69	3:05.536	1 Lap			
8	3:09.981	1 Lap	61	2:52.772	2:23.384	76	3:19.762	2 Laps	123	3:15.400	1 Lap			
61	2:54.030	2:12.669	95	3:10.797	1 Lap	95	3:09.886	1 Lap	71	3:20.356	2 Laps			
86	3:13.965	1 Lap	8	3:07.550	1 Lap	41	3:00.684	2:19.723	15	3:37.123	2 Laps			
41	2:58.544	2:34.173	41	2:58.467	2:56.779	35	2:56.679	2:33.165	76	3:18.464	2 Laps			
Lap 12			35	2:56.918	3:14.626	78	2:58.982	2:44.185	Lap 18			111	2:46.557	6.674
78	2:42.978		86	3:13.924	1 Lap	8	3:14.717	1 Lap	11	2:47.689		35	2:58.606	1 Lap
35	2:57.902	1 Lap	25	25:46.634	8 Laps	Lap 16			78	2:47.626	1 Lap			
71	3:20.147	2 Laps	Lap 14			11	2:47.073		111	2:47.736	5.305			
76	3:20.858	2 Laps	11	2:47.015		111	2:48.080	3.945	35	2:59.232	1 Lap			
101	3:02.688	1 Lap	111	2:46.869	1.814	25	3:02.448	9 Laps	95	3:09.228	2 Laps			
88	3:04.006	1 Lap	7	2:54.520	26.032	86	3:12.912	2 Laps	41	3:26.847	1 Lap			
6	3:04.655	1 Lap	88	3:02.533	1 Lap	7	2:49.674	32.931	25	3:02.474	9 Laps			
52	3:02.461	1 Lap	6	3:02.970	1 Lap	23	2:51.755	46.582	7	2:51.303	42.352			
11	2:49.509	1:05.825	101	3:04.336	1 Lap	73	2:54.028	54.882	8	3:10.293	2 Laps			
26	3:01.853	1 Lap	82	3:01.090	1 Lap	88	3:00.881	1 Lap	73	2:48.867	50.897			
82	3:04.175	1 Lap	52	3:03.015	1 Lap	80	2:51.064	56.101	23	2:52.189	1:05.029			
111	2:47.997	1:07.690	26	3:02.235	1 Lap	6	3:00.846	1 Lap	86	3:21.750	2 Laps			
7	2:51.537	1:21.991	73	2:50.443	34.979	101	3:01.015	1 Lap	88	3:00.144	1 Lap			
15	3:06.744	2 Laps	23	2:52.475	42.498	26	3:00.725	1 Lap	6	3:00.360	1 Lap			
123	3:05.335	1 Lap	80	2:53.329	45.891	82	3:02.467	1 Lap	101	2:59.487	1 Lap			
188	3:06.470	1 Lap	71	3:21.438	2 Laps	52	3:04.052	1 Lap	82	3:03.008	1 Lap			
69	3:05.915	1 Lap	123	3:04.967	1 Lap	28	2:51.711	1:29.179	26	3:02.295	1 Lap			
73	2:50.361	1:36.422	15	3:09.320	2 Laps	123	3:04.846	1 Lap	28	2:51.835	1:37.912			
23	2:53.277	1:38.975	188	3:06.475	1 Lap	61	2:53.311	1:39.265	6	3:03.562	1 Lap			
80	2:51.003	1:44.247	69	3:06.409	1 Lap	188	3:07.144	1 Lap	61	2:52.594	1:50.263			
95	3:10.179	1 Lap	76	3:24.318	2 Laps	69	3:08.096	1 Lap	66	32:36.130	12 Laps			
28	2:50.885	2:14.609	28	2:51.319	1:14.901	15	3:15.682	2 Laps	188	3:07.003	1 Lap			
61	2:53.788	2:23.479	61	2:52.512	1:26.393	71	3:20.943	2 Laps	69	3:07.124	1 Lap			
8	3:09.912	1 Lap	95	3:10.061	1 Lap	76	3:19.219	2 Laps	Lap 19					
41	2:59.984	2:51.179	41	2:58.028	2:05.304	41	3:01.223	2:33.873	11	2:47.050				
			8	3:15.444	1 Lap	95	3:09.813	1 Lap	78	2:46.921	1 Lap			
			35	2:57.628	2:22.751				Lap 20					
									11	2:47.680				
									78	2:47.588	1 Lap			
									69	3:08.939	2 Laps			
									111	2:46.557	6.674			
									35	2:58.606	1 Lap			
									123	7:02.463	3 Laps			
									7	2:51.955	49.518			
									71	3:20.131	3 Laps			
									95	3:09.589	2 Laps			
									73	2:52.895	1:00.316			
									76	3:20.683	3 Laps			
									25	3:02.352	9 Laps			
									23	2:54.093	1:17.684			
									41	6:28.635	2 Laps			
									6	3:02.349	1 Lap			
									101	3:02.203	1 Lap			
									28	2:56.575	1:52.190			
									80	2:52.763	1 Lap			
									8	3:32.960	2 Laps			
									88	3:16.468	1 Lap			
									61	2:54.551	2:02.410			
									82	3:12.467	1 Lap			
									52	3:11.793	1 Lap			
									Lap 21					
									11	2:47.282				
									78	2:47.511	1 Lap			
									111	2:50.022	9.414			
									86	7:12.577	4 Laps			
									66	3:14.911	13 Laps			
									69	3:21.234	2 Laps			
									35	2:58.485	1 Lap			
									7	2:53.387	55.623			





750 MC SPA RACING FESTIVAL


Race

Analysis by lap

Lapped

Nr	Lap Time	Gap	Nr	Lap Time	Gap	Nr	Lap Time	Gap	Nr	Lap Time	Gap	Nr	Lap Time	Gap
123	3:02.261	3 Laps	Lap 24			71	3:19.393	4 Laps	26	3:01.546	2 Laps	71	3:21.494	5 Laps
73	2:55.890	1:08.924	11	2:47.424		35	2:57.130	3 Laps	Lap 28			86	3:09.590	4 Laps
95	3:11.061	2 Laps	78	2:47.703	1 Lap	76	3:32.461	4 Laps	78	2:49.115		25	3:04.852	9 Laps
25	3:05.294	9 Laps	6	3:06.296	2 Laps	52	3:06.395	3 Laps	86	3:07.157	4 Laps	101	3:06.415	3 Laps
41	2:53.643	2 Laps	88	2:58.864	3 Laps	8	3:06.865	4 Laps	111	2:45.406	1 Lap	23	2:56.036	1 Lap
71	3:23.002	3 Laps	82	3:01.115	3 Laps	7	2:49.329	1 Lap	76	7:18.270	5 Laps	76	3:25.804	5 Laps
76	3:20.642	3 Laps	23	7:22.250	2 Laps	41	2:53.910	2 Laps	28	2:52.355	1 Lap	69	3:06.618	3 Laps
23	3:09.143	1:39.545	8	3:09.717	4 Laps	86	3:10.832	4 Laps	25	3:05.725	9 Laps	49	3:17.351	16 Laps
28	2:52.028	1:56.936	52	3:06.631	3 Laps	123	3:02.915	3 Laps	101	3:12.408	3 Laps	35	2:55.660	2 Laps
6	2:59.659	1 Lap	86	3:10.579	4 Laps	73	6:14.994	1 Lap	49	3:23.337	16 Laps	7	2:47.724	1:44.083
101	3:00.026	1 Lap	73	3:03.725	1:36.001	61	3:03.749	2 Laps	69	3:06.209	3 Laps	15	3:09.121	9 Laps
80	2:53.103	1 Lap	61	7:52.258	2 Laps	26	3:02.287	3 Laps	23	2:54.749	1 Lap	41	2:53.881	1 Lap
61	3:00.684	2:15.812	123	3:01.660	3 Laps	80	2:52.414	1 Lap	15	3:10.001	9 Laps	73	2:55.785	2:43.241
Lap 22			41	2:53.941	2 Laps	101	8:17.378	3 Laps	35	2:57.288	2 Laps	52	3:03.314	2 Laps
11	2:47.733		26	3:01.426	3 Laps	25	3:03.439	9 Laps	95	6:41.886	3 Laps	Lap 31		
78	2:47.850	1 Lap	7	6:20.365	1 Lap	78	2:46.781	2:38.241	11	2:47.032	1:57.157	78	2:51.135	
111	2:55.306	16.987	25	3:03.215	9 Laps	28	2:51.590	1 Lap	7	2:47.383	1:58.452	8	3:04.019	4 Laps
86	3:15.874	4 Laps	66	3:51.427	13 Laps	69	3:09.012	3 Laps	41	2:53.465	1 Lap	28	2:51.280	1 Lap
66	3:10.787	13 Laps	69	3:09.309	3 Laps	111	2:44.591	1 Lap	52	3:03.093	2 Laps	61	3:00.436	2 Laps
35	3:09.619	1 Lap	80	2:51.527	1 Lap	95	3:17.902	2 Laps	8	3:03.864	3 Laps	26	3:00.764	3 Laps
7	3:04.774	1:12.664	95	3:09.940	2 Laps	88	2:56.251	2 Laps	73	2:56.430	2:43.556	123	3:00.967	3 Laps
73	2:54.328	1:15.519	Lap 25			15	3:11.822	9 Laps	71	6:46.099	4 Laps	82	4:46.731	7 Laps
123	3:02.461	3 Laps	11	2:48.803		23	2:54.365	1 Lap	61	2:59.974	1 Lap	71	3:19.146	5 Laps
26	7:52.133	3 Laps	78	2:48.533	1 Lap	35	2:59.280	2 Laps	111	2:45.494	2:54.104	86	3:07.323	4 Laps
41	2:54.430	2 Laps	71	3:20.283	4 Laps	71	3:30.747	3 Laps	123	3:00.679	2 Laps	25	3:04.935	9 Laps
25	3:04.167	9 Laps	111	8:29.664	2 Laps	7	2:48.149	4:37.453	26	2:58.655	2 Laps	101	3:07.773	3 Laps
95	3:10.667	2 Laps	88	2:56.628	3 Laps	52	3:04.821	2 Laps	80	3:13.700	3:06.047	23	2:57.042	1 Lap
28	2:52.225	2:01.428	6	3:04.292	2 Laps	41	2:53.461	1 Lap	Lap 29			69	3:07.801	3 Laps
71	3:19.239	3 Laps	76	3:26.004	4 Laps	8	3:06.408	3 Laps	78	3:06.825		7	2:48.587	1:41.535
76	3:20.313	3 Laps	82	3:01.101	3 Laps	73	2:58.531	5:04.775	28	2:53.825	1 Lap	35	2:57.720	2 Laps
80	2:52.387	1 Lap	23	2:54.536	2 Laps	61	3:01.145	1 Lap	86	3:09.793	4 Laps	76	3:27.646	5 Laps
101	3:01.574	1 Lap	35	8:19.180	3 Laps	123	3:03.616	2 Laps	25	3:03.553	9 Laps	49	3:26.566	16 Laps
6	3:28.277	1 Lap	52	3:08.298	3 Laps	26	3:01.131	2 Laps	76	3:29.621	5 Laps	41	2:52.415	1 Lap
Lap 23			8	3:09.429	4 Laps	86	3:11.375	3 Laps	101	3:08.643	3 Laps	15	3:11.065	9 Laps
11	2:48.971		86	3:10.297	4 Laps	80	2:53.892	5:14.927	49	3:21.560	16 Laps	73	2:54.438	2:46.544
78	2:48.460	1 Lap	41	2:54.689	2 Laps	Lap 27			69	3:16.058	3 Laps	Lap 32		
88	6:25.910	3 Laps	7	2:48.092	1 Lap	78	2:48.405		23	2:53.247	1 Lap	78	2:51.760	
82	6:25.851	3 Laps	123	3:02.204	3 Laps	49	48:22.511	16 Laps	82	14:45.827	6 Laps	52	3:02.041	3 Laps
8	7:08.109	4 Laps	61	3:04.517	2 Laps	101	3:11.342	3 Laps	35	2:56.473	2 Laps	28	2:51.258	1 Lap
52	6:35.072	3 Laps	26	3:00.939	3 Laps	111	2:43.883	1 Lap	15	3:10.674	9 Laps	8	3:02.971	4 Laps
86	3:13.895	4 Laps	80	2:53.359	1 Lap	28	2:52.429	1 Lap	11	2:46.202	1:36.534	61	2:56.622	2 Laps
66	3:10.093	13 Laps	25	3:03.836	9 Laps	25	3:04.984	9 Laps	7	2:48.306	1:39.933	26	3:00.334	3 Laps
73	2:53.152	1:19.700	69	3:07.364	3 Laps	69	3:06.200	3 Laps	95	3:18.511	3 Laps	123	2:59.870	3 Laps
123	3:02.312	3 Laps	78	2:47.399	2:47.408	15	3:11.805	9 Laps	41	2:52.748	1 Lap	82	3:16.984	7 Laps
26	3:01.798	3 Laps	95	3:10.876	2 Laps	23	2:54.890	1 Lap	52	3:02.443	2 Laps	86	3:09.630	4 Laps
41	2:54.611	2 Laps	28	6:13.466	1 Lap	35	2:57.343	2 Laps	73	2:54.299	2:31.030	71	3:20.979	5 Laps
69	6:56.810	3 Laps	Lap 26			88	3:47.176	2 Laps	8	3:02.744	3 Laps	25	3:10.713	9 Laps
25	3:03.863	9 Laps	11	2:55.948		11	7:25.886	1:59.240	Lap 30			101	3:09.668	3 Laps
95	3:09.496	2 Laps	7	2:49.377	2:00.184	7	2:49.377	2:00.184	78	2:43.574		7	2:49.184	1:38.959
28	3:01.928	2:14.385	41	2:53.287	1 Lap	41	2:53.287	1 Lap	61	3:01.909	2 Laps	35	2:55.636	2 Laps
80	2:54.277	1 Lap	52	3:04.433	2 Laps	52	3:04.433	2 Laps	26	3:00.736	3 Laps	69	3:07.957	3 Laps
71	3:20.735	3 Laps	8	3:03.571	3 Laps	8	3:03.571	3 Laps	123	3:02.034	3 Laps	41	2:53.676	1 Lap
101	3:09.215	1 Lap	73	2:58.112	2:36.241	73	2:58.112	2:36.241	28	2:52.325	1 Lap	23	3:51.172	1 Lap
76	3:19.869	3 Laps	80	2:53.181	2:41.462	80	2:53.181	2:41.462	Lap 33			88	15:07.878	6 Laps
			61	3:00.627	1 Lap	61	3:00.627	1 Lap						
			23	2:55.459	2 Laps	123	3:01.298	2 Laps						






750 MC SPA RACING FESTIVAL Race

Analysis by lap

Lapped

Nr	Lap Time	Gap	Nr	Lap Time	Gap	Nr	Lap Time	Gap	Nr	Lap Time	Gap	Nr	Lap Time	Gap
76	3:25.176	5 Laps	7	2:49.229	1:30.413	71	3:19.286	6 Laps	Lap 41					
49	3:22.699	16 Laps	23	2:58.043	2 Laps	61	3:00.387	2 Laps						
15	3:25.327	9 Laps	35	2:58.333	2 Laps	26	3:00.855	3 Laps	78	2:53.045				
73	2:53.986	2:48.770	101	3:04.309	3 Laps	123	3:01.435	3 Laps	86	3:10.114	6 Laps			
Lap 33			41	2:51.682	1 Lap	7	2:52.525	52.875	69	3:06.269	4 Laps			
78	2:52.889		86	6:29.063	5 Laps	8	3:08.218	4 Laps	7	2:54.211	49.956			
28	2:50.620	1 Lap	71	3:18.573	5 Laps	49	3:13.290	17 Laps	61	3:07.072	2 Laps			
52	3:02.396	3 Laps	69	3:07.214	3 Laps	82	3:03.344	8 Laps	26	3:01.351	3 Laps			
61	2:58.491	2 Laps	28	2:50.363	2:52.762	41	2:50.903	1 Lap	123	3:01.682	3 Laps			
8	3:06.224	4 Laps	73	2:54.398	2:55.827	76	3:20.919	6 Laps	71	3:18.380	6 Laps			
26	3:01.012	3 Laps	Lap 36			35	2:56.060	2 Laps	41	2:51.552	1 Lap			
123	3:00.608	3 Laps	78	3:04.251		15	3:32.639	10 Laps	8	3:08.379	4 Laps			
7	2:49.577	1:35.647	61	2:56.899	2 Laps	23	2:54.315	2 Laps	35	2:57.622	2 Laps			
86	3:22.631	4 Laps	52	3:02.788	3 Laps	101	3:04.305	3 Laps	23	2:54.028	2 Laps			
71	3:18.876	5 Laps	49	3:16.314	17 Laps	28	2:54.112	2:26.002	49	3:13.048	17 Laps			
101	3:07.215	3 Laps	26	3:01.639	3 Laps	73	2:53.861	2:28.316	73	2:59.429	2:38.542			
35	2:56.209	2 Laps	123	3:02.385	3 Laps	86	3:09.072	5 Laps	101	3:05.360	3 Laps			
69	3:06.725	3 Laps	8	3:04.130	4 Laps	69	3:07.278	3 Laps	Lap 42					
41	2:53.032	1 Lap	76	3:25.389	6 Laps	Lap 39			78	2:53.276				
73	2:55.805	2:51.686	15	3:12.234	10 Laps	78	2:53.533		76	3:20.022	7 Laps			
Lap 34			7	2:50.255	1:16.417	71	3:19.019	6 Laps	15	3:15.251	11 Laps			
78	2:53.766		82	3:10.167	8 Laps	61	3:02.611	2 Laps	86	3:07.811	6 Laps			
76	3:24.216	6 Laps	23	3:10.926	2 Laps	26	3:00.954	3 Laps	69	3:07.526	4 Laps			
49	3:18.273	17 Laps	35	2:57.861	2 Laps	7	2:51.112	50.454	7	2:56.549	53.229			
28	2:50.711	1 Lap	41	2:51.781	1 Lap	123	3:02.234	3 Laps	61	2:57.034	2 Laps			
52	3:03.648	3 Laps	101	3:04.515	3 Laps	8	3:05.489	4 Laps	26	3:01.469	3 Laps			
61	2:57.724	2 Laps	86	3:07.015	5 Laps	49	3:13.738	17 Laps	123	3:01.722	3 Laps			
15	3:32.886	10 Laps	69	3:07.579	3 Laps	41	2:52.659	1 Lap	41	2:51.749	1 Lap			
8	3:05.539	4 Laps	28	2:53.174	2:41.685	35	2:57.518	2 Laps	71	3:18.683	6 Laps			
26	3:00.288	3 Laps	73	2:53.832	2:45.408	23	2:53.401	2 Laps	8	3:07.491	4 Laps			
123	3:00.952	3 Laps	71	3:20.474	5 Laps	76	3:21.200	6 Laps	35	2:57.030	2 Laps			
82	6:08.819	8 Laps	Lap 37			15	3:33.231	10 Laps	23	2:53.224	2 Laps			
7	2:52.786	1:34.667	78	3:10.029		101	3:05.559	3 Laps	49	3:25.267	17 Laps			
25	6:08.400	10 Laps	61	2:58.288	2 Laps	73	2:55.418	2:30.201	73	2:58.660	2:43.926			
23	5:14.704	2 Laps	52	3:06.516	3 Laps	28	2:57.865	2:30.334						
35	2:58.836	2 Laps	26	3:00.788	3 Laps	82	3:57.191	8 Laps	Lap 40					
101	3:07.880	3 Laps	123	3:01.065	3 Laps	Lap 38			78	2:51.976				
71	3:20.098	5 Laps	8	3:03.194	4 Laps	78	2:51.976		86	3:12.507	6 Laps			
41	2:52.866	1 Lap	49	3:14.853	17 Laps	69	3:09.643	4 Laps	69	3:09.643	4 Laps			
69	3:08.378	3 Laps	7	2:48.262	54.650	61	3:05.437	2 Laps	61	3:05.437	2 Laps			
Lap 35			15	3:12.712	10 Laps	7	2:50.312	48.790	7	2:50.312	48.790			
78	2:53.483		76	3:24.931	6 Laps	71	3:18.695	6 Laps	71	3:18.695	6 Laps			
73	2:56.992	1 Lap	82	3:00.785	8 Laps	26	3:02.775	3 Laps	26	3:02.775	3 Laps			
28	2:49.523	1 Lap	35	2:56.325	2 Laps	123	3:01.432	3 Laps	8	3:05.551	4 Laps			
49	3:17.866	17 Laps	41	2:51.411	1 Lap	41	2:52.109	1 Lap	41	2:52.109	1 Lap			
61	2:57.638	2 Laps	23	3:14.517	2 Laps	49	3:12.352	17 Laps	49	3:12.352	17 Laps			
76	3:24.918	6 Laps	101	3:04.721	3 Laps	35	2:56.717	2 Laps	35	2:56.717	2 Laps			
52	3:02.876	3 Laps	86	3:07.662	5 Laps	23	2:55.371	2 Laps	23	2:55.371	2 Laps			
26	3:01.260	3 Laps	28	2:54.534	2:26.190	73	2:53.933	2:32.158	73	2:53.933	2:32.158			
123	3:03.796	3 Laps	73	2:53.376	2:28.755	76	3:19.829	6 Laps	76	3:19.829	6 Laps			
8	3:05.653	4 Laps	69	3:06.799	3 Laps	101	3:04.527	3 Laps	101	3:04.527	3 Laps			
15	3:13.892	10 Laps	Lap 36			15	3:15.837	10 Laps						
82	3:08.943	8 Laps	78	2:54.300										





750 MC
SPA RACING FESTIVAL
Race

Analysis

■ Personal Best ■ Session Best **B** Crossing the finish line in pit lane

Lap	Time	Sector 1	Sector 2	Sector 3	T. Spd	Elapsed	Lap	Time	Sector 1	Sector 2	Sector 3	T. Spd	Elapsed
3	3:07.264	54.784	1:23.446	49.034	184.3	9:29.267							
4	3:09.973	56.853	1:24.259	48.861	177.3	12:39.240							
5	3:05.151	53.700	1:23.043	48.408	189.4	15:44.391							
6	3:05.102	53.259	1:23.587	48.256	175.3	18:49.493							
7	3:05.627	53.336	1:23.073	49.218	188.5	21:55.120							
8	3:07.518	54.375	1:23.861	49.282	188.1	25:02.638							
9	3:06.032	53.618	1:23.274	49.140	187.2	28:08.670							
10	3:08.143	54.257	1:24.010	49.876	187.2	31:16.813							
11	3:06.470	54.051	1:23.685	48.734	187.8	34:23.283							
12	3:07.350	54.148	1:24.948	48.254	188.1	37:30.633							
13	3:06.475	53.509	1:24.229	48.737	194.2	40:37.108							
14	3:06.043	54.162	1:23.696	48.185	190.4	43:43.151							
15	3:07.144	54.194	1:23.865	49.085	185.2	46:50.295							
16	3:05.978	54.203	1:23.093	48.682	187.5	49:56.273							
17	3:07.003	53.896	1:24.307	48.800	186.5	53:03.276							
18	3:07.837	53.661	1:23.964	50.212	185.5	56:11.113							

