



HOT HATCH CHAMPIONSHIP



Summer Spectacular
Castle Combe Circuit
11th / 12th June 2022



Timing & Results Provided by Timing Solutions Ltd

www.tsl-timing.com

750 Motor Club Hot Hatch

QUALIFYING - RACE 5 - CLASSIFICATION

POS	NO	CL	PIC	NAME	ENTRY	TIME	ON	LAPS	GAP	DIFF	MPH
1	134	A	1	Will SELF	Peugeot 205	1:15.193	8	10			88.57
2	36	A	2	Ryan POLLEY	Honda Civic Type R	1:15.557	1	8	0.364	0.364	88.14
3	63	A	3	Philip WRIGHT	Honda Civic Type R	1:15.607	4	7	0.414	0.050	88.08
4	37	A	4	Kris MCCLOY	Honda Civic	1:16.311	8	9	1.118	0.704	87.27
5	32	A	5	Mervyn BECKETT	Honda Civic Type R	1:16.381	5	8	1.188	0.070	87.19
6	44	A	6	Trevor GREGORY	Honda Civic Type R	1:16.606	4	9	1.413	0.225	86.93
7	59	A	7	Daniel MCKAY	Ford Fiesta RS 1600	1:16.737	8	8	1.544	0.131	86.79
8	31	A	8	William MURFIN	Honda Civic	1:17.242	9	9	2.049	0.505	86.22
9	45	A	9	Dan BROWN	Honda Civic	1:17.375	9	9	2.182	0.133	86.07
10	69	A	10	Joe BOWER	Honda Civic	1:17.942	8	8	2.749	0.567	85.44
11	58	B	1	Paul JARVIS	Citroen Saxo VTS	1:18.264	8	9	3.071	0.322	85.09
12	525	B	2	David KNIGHT	Honda Civic	1:18.506	6	9	3.313	0.242	84.83
13	14	B	3	Jared COULSON	Renault Clio	1:19.675	4	9	4.482	1.169	83.58
14	65	A	11	Ben MORTON	Honda Integra Type R	1:19.735	6	8	4.542	0.060	83.52
15	27	A	12	Scott SMITH	Honda Civic Type R	1:19.999	7	9	4.806	0.264	83.25
16	60	A	13	Stephen LANGTON	Honda Civic Type R	1:20.318	5	9	5.125	0.319	82.92
17	28	A	14	Lee WARREN	Ford Ka	1:20.617	8	8	5.424	0.299	82.61
18	1	C	1	David DRINKWATER	BMW Compact	1:20.775	4	9	5.582	0.158	82.45
19	771	A	15	Daniel WILLIAMS	Ford Fiesta ST	1:20.850	8	8	5.657	0.075	82.37
20	4	B	4	Stephen HARRISON	Renault Clio	1:21.808	5	7	6.615	0.958	81.41
21	124	C	2	Paul DYRDAL	Citroen Saxo VTR	1:22.307	6	8	7.114	0.499	80.91
22	20	C	3	Martyn PAGET	Citroen Saxo	1:22.355	3	9	7.162	0.048	80.86
23	107	B	5	Steven WATSON	Renault Clio RS200	1:23.582	7	8	8.389	1.227	79.68
24	148	C	4	Wayne SHACKLEFORD	Citroen Saxo VTR	1:24.016	4	8	8.823	0.434	79.27
25	47	C	5	Charlie COLE	BMW Compact	1:24.131	8	8	8.938	0.115	79.16
26	98	C	6	Paul WARREN	BMW Compact	1:24.399	7	8	9.206	0.268	78.91
27	17	C	7	William BARTUP	Citroen Saxo VTR	1:24.799	7	8	9.606	0.400	78.53
28	55	C	8	David MEASDAY	Vauxhall Corsa	1:25.809	7	8	10.616	1.010	77.61
29	116	C	9	Harry GREENHILL	Citroen Saxo VTS	1:25.878	7	8	10.685	0.069	77.55
30	94	C	10	Mac MCCARTHY	Ford Fiesta ST	1:28.698	3	8	13.505	2.820	75.08

Car No 143 CCRC Hot Hatch - Adam Wilks - Completed 3 + laps.

Weather / Track : Bright / Dry

These results are provisional until the conclusion of any judicial and technical matters.

Castle Combe: 1.8500 miles

Date: 11/06/2022 Start: 10:32 Finish: 10:45


Clerk Of Course : Bob Honeysett

Stewards :

Timekeeper : Peter Knight

750 Motor Club Hot Hatch

RACE 5 - GRID (15 minutes)

ROW 15	29	116	1:25.878 Harry GREENHILL	30	94	1:28.698 Mac MCCARTHY	
ROW 14		27	17	1:24.799 William BARTUP	28	55	1:25.809 David MEASDAY
ROW 13	25	47	1:24.131 Charlie COLE	26	98	1:24.399 Paul WARREN	
ROW 12		23	107	1:23.582 Steven WATSON	24	148	1:24.016 Wayne SHACKLEFORD
ROW 11	21	124	1:22.307 Paul DYRDAL	22	20	1:22.355 Martyn PAGET	
ROW 10		19	771	1:20.850 Daniel WILLIAMS	20	4	1:21.808 Stephen HARRISON
ROW 9	17	28	1:20.617 Lee WARREN	18	1	1:20.775 David DRINKWATER	
ROW 8		15	27	1:19.999 Scott SMITH	16	60	1:20.318 Stephen LANGTON
ROW 7	13	14	1:19.675 Jared COULSON	14	65	1:19.735 Ben MORTON	
ROW 6		11	58	1:18.264 Paul JARVIS	12	525	1:18.506 David KNIGHT
ROW 5	9	45	1:17.375 Dan BROWN	10	69	1:17.942 Joe BOWER	
ROW 4		7	59	1:16.737 Daniel MCKAY	8	31	1:17.242 William MURFIN
ROW 3	5	32	1:16.381 Mervyn BECKETT	6	44	1:16.606 Trevor GREGORY	
ROW 2		3	63	1:15.607 Philip WRIGHT	4	37	1:16.311 Kris MCCLOY
ROW 1	1	134	1:15.193 Will SELF	2	36	1:15.557 Ryan POLLEY	
Pole							
							

Castle Combe: 1.8500 miles

These results are provisional until the conclusion of any judicial and technical matters.

Clerk Of Course : Bob Honeysett

Stewards :

Timekeeper : Peter Knight

750 Motor Club Hot Hatch

QUALIFYING - RACE 5 - LAP ANALYSIS

DIFF = Difference To Personal Best Lap

P1 134 Will SELF				
LAP	LAP TIME	DIFF	MPH	TIME OF DAY
1 -	1:18.045	2.852	85.33	10:35:06.175
2 -	1:17.037	1.844	86.45	10:36:23.212
3 -	1:17.021	1.828	86.47	10:37:40.233
4 -	1:15.624 (3)	0.431	88.06	10:38:55.857
5 -	1:16.224	1.031	87.37	10:40:12.081
6 -	1:15.443 (2)	0.250	88.27	10:41:27.524
7 -	1:16.470	1.277	87.09	10:42:43.994
8 -	1:15.193 (1)		88.57	10:43:59.187
9 -	1:15.735	0.542	87.93	10:45:14.922
10 -	1:49.840 P	34.647	60.63	10:47:04.762

P2 36 Ryan POLLEY				
LAP	LAP TIME	DIFF	MPH	TIME OF DAY
1 -	1:15.557 (1)		88.14	10:34:57.659
2 -	1:17.131	1.574	86.34	10:36:14.790
3 -	1:16.580	1.023	86.96	10:37:31.370
4 -	1:16.112	0.555	87.50	10:38:47.482
5 -	1:15.795 (2)	0.238	87.86	10:40:03.277
6 -	1:29.501 P	13.944	74.41	10:41:32.778
7 -	2:51.745	1:36.188	38.77	10:44:24.523
8 -	1:15.803 (3)	0.246	87.85	10:45:40.326

P3 63 Philip WRIGHT				
LAP	LAP TIME	DIFF	MPH	TIME OF DAY
1 -	1:18.287	2.680	85.07	10:35:03.683
2 -	1:16.667 (3)	1.060	86.86	10:36:20.350
3 -	1:16.572 (2)	0.965	86.97	10:37:36.922
4 -	1:15.607 (1)		88.08	10:38:52.529
5 -	1:17.654	2.047	85.76	10:40:10.183
6 -	1:25.662	10.055	77.74	10:41:35.845
7 -	1:29.737 P	14.130	74.21	10:43:05.582

P4 37 Kris MCCLOY				
LAP	LAP TIME	DIFF	MPH	TIME OF DAY
1 -	1:28.039	11.728	75.64	10:36:03.362
2 -	1:19.358	3.047	83.92	10:37:22.720
3 -	1:17.181	0.870	86.29	10:38:39.901
4 -	1:19.426	3.115	83.85	10:39:59.327
5 -	1:19.113	2.802	84.18	10:41:18.440
6 -	1:16.721 (3)	0.410	86.80	10:42:35.161
7 -	1:16.968	0.657	86.52	10:43:52.129
8 -	1:16.311 (1)		87.27	10:45:08.440
9 -	1:16.579 (2)	0.268	86.96	10:46:25.019

P5 32 Mervyn BECKETT				
LAP	LAP TIME	DIFF	MPH	TIME OF DAY
1 -	1:19.937	3.556	83.31	10:35:06.602
2 -	1:17.578	1.197	85.84	10:36:24.180
3 -	1:17.531 (3)	1.150	85.90	10:37:41.711
4 -	1:17.021 (2)	0.640	86.47	10:38:58.732
5 -	1:16.381 (1)		87.19	10:40:15.113
6 -	1:19.613	3.232	83.65	10:41:34.726
7 -	1:25.444	9.063	77.94	10:43:00.170
8 -	1:30.271 P	13.890	73.77	10:44:30.441

P6 44 Trevor GREGORY				
LAP	LAP TIME	DIFF	MPH	TIME OF DAY
1 -	1:20.756	4.150	82.47	10:35:08.551

DIFF = Difference To Personal Best Lap

2 -	1:18.775	2.169	84.54	10:36:27.326
3 -	1:17.185 (3)	0.579	86.28	10:37:44.511
4 -	1:16.606 (1)		86.93	10:39:01.117
5 -	1:27.369	10.763	76.22	10:40:28.486
6 -	1:17.343	0.737	86.11	10:41:45.829
7 -	1:16.971 (2)	0.365	86.52	10:43:02.800
8 -	1:24.360	7.754	78.94	10:44:27.160
9 -	1:26.429 P	9.823	77.05	10:45:53.589

P7 59 Daniel MCKAY				
LAP	LAP TIME	DIFF	MPH	TIME OF DAY
1 -	1:20.607	3.870	82.62	10:36:04.919
2 -	1:18.692	1.955	84.63	10:37:23.611
3 -	1:19.931	3.194	83.32	10:38:43.542
4 -	1:18.589 (3)	1.852	84.74	10:40:02.131
5 -	1:20.472	3.735	82.76	10:41:22.603
6 -	1:19.226	2.489	84.06	10:42:41.829
7 -	1:18.466 (2)	1.729	84.87	10:44:00.295
8 -	1:16.737 (1)		86.79	10:45:17.032

P8 31 William MURFIN				
LAP	LAP TIME	DIFF	MPH	TIME OF DAY
1 -	1:25.521	8.279	77.87	10:35:41.490
2 -	1:20.515	3.273	82.71	10:37:02.005
3 -	1:22.180	4.938	81.04	10:38:24.185
4 -	1:19.045	1.803	84.25	10:39:43.230
5 -	1:17.482 (2)	0.240	85.95	10:41:00.712
6 -	1:30.515	13.273	73.57	10:42:31.227
7 -	1:18.683 (3)	1.441	84.64	10:43:49.910
8 -	1:18.865	1.623	84.44	10:45:08.775
9 -	1:17.242 (1)		86.22	10:46:26.017

P9 45 Dan BROWN				
LAP	LAP TIME	DIFF	MPH	TIME OF DAY
1 -	1:20.388	3.013	82.84	10:35:48.466
2 -	1:18.327	0.952	85.02	10:37:06.793
3 -	1:18.251	0.876	85.11	10:38:25.044
4 -	1:19.718	2.343	83.54	10:39:44.762
5 -	1:17.445 (2)	0.070	85.99	10:41:02.207
6 -	1:19.500	2.125	83.77	10:42:21.707
7 -	1:18.207 (3)	0.832	85.15	10:43:39.914
8 -	1:19.437	2.062	83.84	10:44:59.351
9 -	1:17.375 (1)		86.07	10:46:16.726

P10 69 Joe BOWER				
LAP	LAP TIME	DIFF	MPH	TIME OF DAY
1 -	1:25.036	7.094	78.32	10:35:59.719
2 -	1:22.624	4.682	80.60	10:37:22.343
3 -	1:20.514	2.572	82.71	10:38:42.857
4 -	1:19.874 (3)	1.932	83.38	10:40:02.731
5 -	1:23.996	6.054	79.28	10:41:26.727
6 -	1:20.205	2.263	83.03	10:42:46.932
7 -	1:19.774 (2)	1.832	83.48	10:44:06.706
8 -	1:17.942 (1)		85.44	10:45:24.648

P11 58 Paul JARVIS				
LAP	LAP TIME	DIFF	MPH	TIME OF DAY
1 -	1:21.832	3.568	81.38	10:35:13.061
2 -	1:20.504	2.240	82.72	10:36:33.565
3 -	1:19.758	1.494	83.50	10:37:53.323
4 -	1:18.470 (2)	0.206	84.87	10:39:11.793

750 Motor Club Hot Hatch

QUALIFYING - RACE 5 - LAP ANALYSIS

DIFF = Difference To Personal Best Lap

5 -	1:21.554	3.290	81.66	10:40:33.347
6 -	1:18.510 (3)	0.246	84.83	10:41:51.857
7 -	1:18.600	0.336	84.73	10:43:10.457
8 -	1:18.264 (1)		85.09	10:44:28.721
9 -	1:26.463	8.199	77.02	10:45:55.184

P12 525 David KNIGHT

LAP	LAP TIME	DIFF	MPH	TIME OF DAY
1 -	1:20.093	1.587	83.15	10:35:12.722
2 -	1:19.381	0.875	83.89	10:36:32.103
3 -	1:19.759	1.253	83.50	10:37:51.862
4 -	1:19.291	0.785	83.99	10:39:11.153
5 -	1:20.230	1.724	83.01	10:40:31.383
6 -	1:18.506 (1)		84.83	10:41:49.889
7 -	1:19.169 (2)	0.663	84.12	10:43:09.058
8 -	1:20.960	2.454	82.26	10:44:30.018
9 -	1:19.185 (3)	0.679	84.10	10:45:49.203

P13 14 Jared COULSON

LAP	LAP TIME	DIFF	MPH	TIME OF DAY
1 -	1:21.739	2.064	81.47	10:35:13.935
2 -	1:22.278	2.603	80.94	10:36:36.213
3 -	1:19.781 (2)	0.106	83.47	10:37:55.994
4 -	1:19.675 (1)		83.58	10:39:15.669
5 -	1:20.746	1.071	82.48	10:40:36.415
6 -	1:20.390	0.715	82.84	10:41:56.805
7 -	1:19.917 (3)	0.242	83.33	10:43:16.722
8 -	1:36.138	16.463	69.27	10:44:52.860
9 -	1:42.049	22.374	65.26	10:46:34.909

P14 65 Ben MORTON

LAP	LAP TIME	DIFF	MPH	TIME OF DAY
1 -	1:30.961	11.226	73.21	10:36:29.971
2 -	1:24.412	4.677	78.89	10:37:54.383
3 -	1:20.248 (2)	0.513	82.99	10:39:14.631
4 -	1:23.865	4.130	79.41	10:40:38.496
5 -	1:20.696	0.961	82.53	10:41:59.192
6 -	1:19.735 (1)		83.52	10:43:18.927
7 -	1:20.713	0.978	82.51	10:44:39.640
8 -	1:20.448 (3)	0.713	82.78	10:46:00.088

P15 27 Scott SMITH

LAP	LAP TIME	DIFF	MPH	TIME OF DAY
1 -	1:24.909	4.910	78.43	10:35:32.873
2 -	1:22.948	2.949	80.29	10:36:55.821
3 -	1:21.774	1.775	81.44	10:38:17.595
4 -	1:20.865 (3)	0.866	82.35	10:39:38.460
5 -	1:21.111	1.112	82.11	10:40:59.571
6 -	1:23.882	3.883	79.39	10:42:23.453
7 -	1:19.999 (1)		83.25	10:43:43.452
8 -	1:20.339 (2)	0.340	82.89	10:45:03.791
9 -	1:37.435 P	17.436	68.35	10:46:41.226

P16 60 Stephen LANGTON

LAP	LAP TIME	DIFF	MPH	TIME OF DAY
1 -	1:27.701	7.383	75.94	10:35:37.436
2 -	1:23.970	3.652	79.31	10:37:01.406
3 -	1:22.564	2.246	80.66	10:38:23.970
4 -	1:21.900	1.582	81.31	10:39:45.870
5 -	1:20.318 (1)		82.92	10:41:06.188
6 -	1:21.305 (3)	0.987	81.91	10:42:27.493

DIFF = Difference To Personal Best Lap

7 -	1:20.992 (2)	0.674	82.23	10:43:48.485
8 -	1:23.171	2.853	80.07	10:45:11.656
9 -	1:21.866	1.548	81.35	10:46:33.522

P17 28 Lee WARREN

LAP	LAP TIME	DIFF	MPH	TIME OF DAY
1 -	1:26.756	6.139	76.76	10:35:51.469
2 -	1:22.987	2.370	80.25	10:37:14.456
3 -	1:21.777 (2)	1.160	81.44	10:38:36.233
4 -	1:22.545 (3)	1.928	80.68	10:39:58.778
5 -	1:24.569	3.952	78.75	10:41:23.347
6 -	1:23.096	2.479	80.14	10:42:46.443
7 -	1:23.252	2.635	79.99	10:44:09.695
8 -	1:20.617 (1)		82.61	10:45:30.312

P18 1 David DRINKWATER

LAP	LAP TIME	DIFF	MPH	TIME OF DAY
1 -	1:22.564	1.789	80.66	10:35:11.731
2 -	1:22.430	1.655	80.79	10:36:34.161
3 -	1:21.104	0.329	82.11	10:37:55.265
4 -	1:20.775 (1)		82.45	10:39:16.040
5 -	1:22.010	1.235	81.20	10:40:38.050
6 -	1:21.028 (3)	0.253	82.19	10:41:59.078
7 -	1:23.684	2.909	79.58	10:43:22.762
8 -	1:22.110	1.335	81.11	10:44:44.872
9 -	1:20.844 (2)	0.069	82.38	10:46:05.716

P19 771 Daniel WILLIAMS

LAP	LAP TIME	DIFF	MPH	TIME OF DAY
1 -	1:24.589	3.739	78.73	10:35:50.119
2 -	1:23.136	2.286	80.11	10:37:13.255
3 -	1:21.329 (3)	0.479	81.88	10:38:34.584
4 -	1:21.429	0.579	81.78	10:39:56.013
5 -	1:24.295	3.445	79.00	10:41:20.308
6 -	1:20.971 (2)	0.121	82.25	10:42:41.279
7 -	1:23.465	2.615	79.79	10:44:04.744
8 -	1:20.850 (1)		82.37	10:45:25.594

P20 4 Stephen HARRISON

LAP	LAP TIME	DIFF	MPH	TIME OF DAY
1 -	1:23.851	2.043	79.42	10:35:37.818
2 -	1:24.093	2.285	79.19	10:37:01.911
3 -	1:22.634 (3)	0.826	80.59	10:38:24.545
4 -	1:26.049	4.241	77.39	10:39:50.594
5 -	1:21.808 (1)		81.41	10:41:12.402
6 -	1:22.195 (2)	0.387	81.02	10:42:34.597
7 -	1:32.730 P	10.922	71.82	10:44:07.327

P21 124 Paul DYRDAL

LAP	LAP TIME	DIFF	MPH	TIME OF DAY
1 -	1:31.257	8.950	72.98	10:35:54.803
2 -	1:24.286	1.979	79.01	10:37:19.089
3 -	1:24.224	1.917	79.07	10:38:43.313
4 -	1:22.968 (3)	0.661	80.27	10:40:06.281
5 -	1:22.700 (2)	0.393	80.53	10:41:28.981
6 -	1:22.307 (1)		80.91	10:42:51.288
7 -	1:23.693	1.386	79.57	10:44:14.981
8 -	1:24.138	1.831	79.15	10:45:39.119

750 Motor Club Hot Hatch

QUALIFYING - RACE 5 - LAP ANALYSIS

DIFF = Difference To Personal Best Lap

P22 20 Martyn PAGET				
LAP	LAP TIME	DIFF	MPH	TIME OF DAY
1 -	1:23.518	1.163	79.74	10:35:13.425
2 -	1:23.346	0.991	79.90	10:36:36.771
3 -	1:22.355 (1)		80.86	10:37:59.126
4 -	1:22.456 (2)	0.101	80.77	10:39:21.582
5 -	1:22.953	0.598	80.28	10:40:44.535
6 -	1:22.821 (3)	0.466	80.41	10:42:07.356
7 -	1:23.138	0.783	80.10	10:43:30.494
8 -	1:23.087	0.732	80.15	10:44:53.581
9 -	1:22.840	0.485	80.39	10:46:16.421

P23 107 Steven WATSON				
LAP	LAP TIME	DIFF	MPH	TIME OF DAY
1 -	1:27.069	3.487	76.49	10:36:00.977
2 -	1:25.115	1.533	78.24	10:37:26.092
3 -	1:24.370	0.788	78.93	10:38:50.462
4 -	1:24.513	0.931	78.80	10:40:14.975
5 -	1:23.794 (2)	0.212	79.48	10:41:38.769
6 -	1:23.832 (3)	0.250	79.44	10:43:02.601
7 -	1:23.582 (1)		79.68	10:44:26.183
8 -	1:23.974	0.392	79.31	10:45:50.157

P24 148 Wayne SHACKLEFORD				
LAP	LAP TIME	DIFF	MPH	TIME OF DAY
1 -	1:28.151	4.135	75.55	10:35:37.059
2 -	1:27.988	3.972	75.69	10:37:05.047
3 -	1:25.573	1.557	77.82	10:38:30.620
4 -	1:24.016 (1)		79.27	10:39:54.636
5 -	1:26.156	2.140	77.30	10:41:20.792
6 -	1:25.108 (2)	1.092	78.25	10:42:45.900
7 -	1:25.774	1.758	77.64	10:44:11.674
8 -	1:25.174 (3)	1.158	78.19	10:45:36.848

P25 47 Charlie COLE				
LAP	LAP TIME	DIFF	MPH	TIME OF DAY
1 -	1:26.593	2.462	76.91	10:35:41.092
2 -	1:26.209	2.078	77.25	10:37:07.301
3 -	1:25.704 (3)	1.573	77.70	10:38:33.005
4 -	1:26.249	2.118	77.21	10:39:59.254
5 -	1:26.255	2.124	77.21	10:41:25.509
6 -	1:25.782	1.651	77.63	10:42:51.291
7 -	1:24.762 (2)	0.631	78.57	10:44:16.053
8 -	1:24.131 (1)		79.16	10:45:40.184

P26 98 Paul WARREN				
LAP	LAP TIME	DIFF	MPH	TIME OF DAY
1 -	1:28.530	4.131	75.22	10:35:39.462
2 -	1:29.132	4.733	74.72	10:37:08.594
3 -	1:26.423	2.024	77.06	10:38:35.017
4 -	1:26.175	1.776	77.28	10:40:01.192
5 -	1:27.138	2.739	76.43	10:41:28.330
6 -	1:24.917 (3)	0.518	78.42	10:42:53.247
7 -	1:24.399 (1)		78.91	10:44:17.646
8 -	1:24.547 (2)	0.148	78.77	10:45:42.193

P27 17 William BARTUP				
LAP	LAP TIME	DIFF	MPH	TIME OF DAY
1 -	1:26.503	1.704	76.99	10:35:28.236
2 -	1:25.578 (3)	0.779	77.82	10:36:53.814

DIFF = Difference To Personal Best Lap

3 -	1:26.147	1.348	77.31	10:38:19.961
4 -	1:32.797	7.998	71.76	10:39:52.758
5 -	1:33.370	8.571	71.32	10:41:26.128
6 -	1:28.188	3.389	75.52	10:42:54.316
7 -	1:24.799 (1)		78.53	10:44:19.115
8 -	1:24.822 (2)	0.023	78.51	10:45:43.937

P28 55 David MEASDAY				
LAP	LAP TIME	DIFF	MPH	TIME OF DAY
1 -	1:27.306	1.497	76.28	10:35:33.650
2 -	1:27.102	1.293	76.46	10:37:00.752
3 -	1:28.502	2.693	75.25	10:38:29.254
4 -	1:26.235 (2)	0.426	77.23	10:39:55.489
5 -	1:26.691	0.882	76.82	10:41:22.180
6 -	1:26.415 (3)	0.606	77.07	10:42:48.595
7 -	1:25.809 (1)		77.61	10:44:14.404
8 -	1:26.839	1.030	76.69	10:45:41.243

P29 116 Harry GREENHILL				
LAP	LAP TIME	DIFF	MPH	TIME OF DAY
1 -	1:30.646	4.768	73.47	10:36:18.624
2 -	1:27.384	1.506	76.21	10:37:46.008
3 -	1:26.972	1.094	76.57	10:39:12.980
4 -	1:29.394	3.516	74.50	10:40:42.374
5 -	1:27.710	1.832	75.93	10:42:10.084
6 -	1:26.907 (3)	1.029	76.63	10:43:36.991
7 -	1:25.878 (1)		77.55	10:45:02.869
8 -	1:26.232 (2)	0.354	77.23	10:46:29.101

P30 94 Mac MCCARTHY				
LAP	LAP TIME	DIFF	MPH	TIME OF DAY
1 -	1:34.951	6.253	70.14	10:36:08.628
2 -	1:30.395 (3)	1.697	73.67	10:37:39.023
3 -	1:28.698 (1)		75.08	10:39:07.721
4 -	1:29.951 (2)	1.253	74.04	10:40:37.672
5 -	1:31.742	3.044	72.59	10:42:09.414
6 -	1:30.501	1.803	73.59	10:43:39.915
7 -	1:30.461	1.763	73.62	10:45:10.376
8 -	1:52.397 P	23.699	59.25	10:47:02.773

750 Motor Club Hot Hatch

QUALIFYING - RACE 5 - STATISTICS

Competitors Started 30
Planned Start 2022-06-11 @ 10:30:00.000
Actual Start 2022-06-11 @ 10:32:12.140
Finish Time 2022-06-11 @ 10:45:16.385
Track Length 1.8500mi.
Total Laps 251
Total Distance Covered 464.3521mi.

Session Fastest Lap History

NO	CL	NAME	LAP TIME	TIME OF DAY	LAP	VEHICLE
36	A	Ryan POLLEY	1:15.557	10:34:57.656	1	Honda Civic Type R
134	A	Will SELF	1:15.443	10:41:27.531	6	Peugeot 205
134	A	Will SELF	1:15.193	10:43:59.195	8	Peugeot 205

Flag History

TYPE	TIME OF DAY
GREEN	10:32:12.140
FINISH	10:45:16.385

Flag Statistics

TYPE	COUNT	TOTAL LAPS	TOTAL TIME
Green	1	10	14:55.097
Red	0	0	0.000
Safety Car	0	0	0.000
FCY	0	0	0.000

750 Motor Club Hot Hatch

QUALIFYING - RACE 5 - STATISTICS

CLASS : C

10 Starters

Fastest Lap History

NO	NAME	LAP TIME	TIME OF DAY	LAP	VEHICLE
1	David DRINKWATER	1:22.564	10:35:11.731	1	BMW Compact
1	David DRINKWATER	1:22.430	10:36:34.161	2	BMW Compact
1	David DRINKWATER	1:21.104	10:37:55.265	3	BMW Compact
1	David DRINKWATER	1:20.775	10:39:16.038	4	BMW Compact

750 Motor Club Hot Hatch

QUALIFYING - RACE 5 - STATISTICS

CLASS : B

5 Starters

Fastest Lap History

NO	NAME	LAP TIME	TIME OF DAY	LAP	VEHICLE
525	David KNIGHT	1:20.093	10:35:12.720	1	Honda Civic
525	David KNIGHT	1:19.381	10:36:32.102	2	Honda Civic
525	David KNIGHT	1:19.291	10:39:11.151	4	Honda Civic
58	Paul JARVIS	1:18.470	10:39:11.796	4	Citroen Saxo VTS
58	Paul JARVIS	1:18.264	10:44:28.724	8	Citroen Saxo VTS

750 Motor Club Hot Hatch

QUALIFYING - RACE 5 - STATISTICS

CLASS : A

15 Starters

Fastest Lap History

NO	NAME	LAP TIME	TIME OF DAY	LAP	VEHICLE
36	Ryan POLLEY	1:15.557	10:34:57.656	1	Honda Civic Type R
134	Will SELF	1:15.443	10:41:27.531	6	Peugeot 205
134	Will SELF	1:15.193	10:43:59.195	8	Peugeot 205

750 Motor Club Hot Hatch

RACE 5 - CLASSIFICATION - AMENDED

POS	NO	CL	PIC NAME	ENTRY	LAPS	TIME	GAP	DIFF	MPH	BEST	ON
1	63	A	1 Philip WRIGHT	Honda Civic Type R	12	15:22.014			86.68	1:15.538	6
2	134	A	2 Will SELF	Peugeot 205	12	15:26.496	4.482	4.482	86.26	1:15.483	6
3	37	A	3 Kris MCCLOY	Honda Civic	12	15:27.040	5.026	0.544	86.21	1:15.814	12
4	44	A	4 Trevor GREGORY	Honda Civic Type R	12	15:34.115	12.101	7.075	85.55	1:16.507	6
5	31	A	5 William MURFIN	Honda Civic	12	15:35.216	13.202	1.101	85.45	1:16.281	6
6	45	A	6 Dan BROWN	Honda Civic	12	15:35.518	13.504	0.302	85.42	1:16.325	6
7	69	A	7 Joe BOWER	Honda Civic	12	15:37.248	15.234	1.730	85.27	1:16.464	7
8	32	A	8 Mervyn BECKETT	Honda Civic Type R	12	15:45.316	23.302	8.068	84.54	1:16.512	5
9	59	A	9 Daniel MCKAY	Ford Fiesta RS 1600	12	15:50.409	28.395	5.093	84.09	1:16.659	2
10	65	A	10 Ben MORTON	Honda Integra Type R	12	16:02.519	40.505	12.110	83.03	1:18.476	12
11	58	B	1 Paul JARVIS	Citroen Saxo VTS	12	16:16.580	54.566	14.061	81.83	1:18.914	4
12	27	A	11 Scott SMITH	Honda Civic Type R	12	16:16.991	54.977	0.411	81.80	1:19.790	11
13	60	A	12 Stephen LANGTON	Honda Civic Type R	12	16:21.535	59.521	4.544	81.42	1:19.596	10
14	14	B	2 Jared COULSON	Renault Clio	12	16:22.205	1:00.191	0.670	81.36	1:19.538	12
15	177*	B	3 Mathew MANDIPIRA	Renault Clio 197	12	16:22.575	1:00.561	0.370	81.33	1:19.374	12
16	1	C	1 David DRINKWATER	BMW Compact	12	16:24.258	1:02.244	1.683	81.19	1:20.191	11
17	771	A	13 Daniel WILLIAMS	Ford Fiesta ST	12	16:25.383	1:03.369	1.125	81.10	1:19.037	7
18	28	A	14 Lee WARREN	Ford Ka	12	16:26.543	1:04.529	1.160	81.01	1:20.402	11
19	4	B	4 Stephen HARRISON	Renault Clio	12	16:30.962	1:08.948	4.419	80.64	1:19.462	8
20	124	C	2 Paul DYRDAL	Citroen Saxo VTR	12	16:35.851	1:13.837	4.889	80.25	1:21.585	9
21	20	C	3 Martyn PAGET	Citroen Saxo	11	15:24.482	1 Lap	1 Lap	79.24	1:22.157	5
22	107	B	5 Steven WATSON	Renault Clio RS200	11	15:42.101	1 Lap	17.619	77.76	1:22.787	11
23	148	C	4 Wayne SHACKLEFORD	Citroen Saxo VTR	11	15:43.228	1 Lap	1.127	77.66	1:23.318	3
24	98	C	5 Paul WARREN	BMW Compact	11	15:49.318	1 Lap	6.090	77.17	1:23.616	4
25	47	C	6 Charlie COLE	BMW Compact	11	15:49.582	1 Lap	0.264	77.15	1:24.004	10
26	17	C	7 William BARTUP	Citroen Saxo VTR	11	16:03.590	1 Lap	14.008	76.02	1:24.595	5
27	94	C	8 Mac MCCARTHY	Ford Fiesta ST	11	16:16.113	1 Lap	12.523	75.05	1:26.215	4
28	55	C	9 David MEASDAY	Vauxhall Corsa	11	16:21.233	1 Lap	5.120	74.66	1:26.525	4

NOT CLASSIFIED

DNF	525	B	David KNIGHT	Honda Civic	5	6:36.970	7 Laps	6 Laps	83.88	1:17.017	3
DNF	116	C	Harry GREENHILL	Citroen Saxo VTS	2	3:07.290	10 Laps	3 Laps	71.11	1:27.621	2
DQ	36*	A	Ryan POLLEY	Honda Civic Type R							

FASTEST LAP

134	A	Will SELF	Peugeot 205	6	1:15.483	88.23 mph	141.99 kph
525	B	David KNIGHT	Honda Civic	3	1:17.017	86.47 mph	139.16 kph
1	C	David DRINKWATER	BMW Compact	11	1:20.191	83.05 mph	133.65 kph

*Car No 36 - Ryan Polley - Disqualified from the result & 4 points - Q 12.21.4 - Causing a collision.

*Car No 177 - No working transponder - Please Fit for next races - Q12.8.1.

Race Distance: 12 Laps / 22.20 miles

Castle Combe: 1.8500 miles

Weather / Track : Bright / Dry

These results are provisional until the conclusion of any judicial and technical matters.

Date: 11/06/2022 Start: 15:01 Finish: 15:16

Clerk Of Course : Bob Honeysett

Stewards :

Timekeeper : Peter Knight

750 Motor Club Hot Hatch

RACE 5 - CLASSIFICATION

POS	NO	CL	PIC NAME	ENTRY	LAPS	TIME	GAP	DIFF	MPH	BEST	ON
1	63	A	1 Philip WRIGHT	Honda Civic Type R	12	15:22.014			86.68	1:15.538	6
2	36	A	2 Ryan POLLEY	Honda Civic Type R	12	15:23.578	1.564	1.564	86.53	1:15.906	3
3	134	A	3 Will SELF	Peugeot 205	12	15:26.496	4.482	2.918	86.26	1:15.483	6
4	37	A	4 Kris MCCLOY	Honda Civic	12	15:27.040	5.026	0.544	86.21	1:15.814	12
5	44	A	5 Trevor GREGORY	Honda Civic Type R	12	15:34.115	12.101	7.075	85.55	1:16.507	6
6	31	A	6 William MURFIN	Honda Civic	12	15:35.216	13.202	1.101	85.45	1:16.281	6
7	45	A	7 Dan BROWN	Honda Civic	12	15:35.518	13.504	0.302	85.42	1:16.325	6
8	69	A	8 Joe BOWER	Honda Civic	12	15:37.248	15.234	1.730	85.27	1:16.464	7
9	32	A	9 Mervyn BECKETT	Honda Civic Type R	12	15:45.316	23.302	8.068	84.54	1:16.512	5
10	59	A	10 Daniel MCKAY	Ford Fiesta RS 1600	12	15:50.409	28.395	5.093	84.09	1:16.659	2
11	65	A	11 Ben MORTON	Honda Integra Type R	12	16:02.519	40.505	12.110	83.03	1:18.476	12
12	58	B	1 Paul JARVIS	Citroen Saxo VTS	12	16:16.580	54.566	14.061	81.83	1:18.914	4
13	27	A	12 Scott SMITH	Honda Civic Type R	12	16:16.991	54.977	0.411	81.80	1:19.790	11
14	60	A	13 Stephen LANGTON	Honda Civic Type R	12	16:21.535	59.521	4.544	81.42	1:19.596	10
15	14	B	2 Jared COULSON	Renault Clio	12	16:22.205	1:00.191	0.670	81.36	1:19.538	12
16	177*	B	3 Mathew MANDIPIRA	Renault Clio 197	12	16:22.575	1:00.561	0.370	81.33	1:19.374	12
17	1	C	1 David DRINKWATER	BMW Compact	12	16:24.258	1:02.244	1.683	81.19	1:20.191	11
18	771	A	14 Daniel WILLIAMS	Ford Fiesta ST	12	16:25.383	1:03.369	1.125	81.10	1:19.037	7
19	28	A	15 Lee WARREN	Ford Ka	12	16:26.543	1:04.529	1.160	81.01	1:20.402	11
20	4	B	4 Stephen HARRISON	Renault Clio	12	16:30.962	1:08.948	4.419	80.64	1:19.462	8
21	124	C	2 Paul DYRDAL	Citroen Saxo VTR	12	16:35.851	1:13.837	4.889	80.25	1:21.585	9
22	20	C	3 Martyn PAGET	Citroen Saxo	11	15:24.482	1 Lap	1 Lap	79.24	1:22.157	5
23	107	B	5 Steven WATSON	Renault Clio RS200	11	15:42.101	1 Lap	17.619	77.76	1:22.787	11
24	148	C	4 Wayne SHACKLEFORD	Citroen Saxo VTR	11	15:43.228	1 Lap	1.127	77.66	1:23.318	3
25	98	C	5 Paul WARREN	BMW Compact	11	15:49.318	1 Lap	6.090	77.17	1:23.616	4
26	47	C	6 Charlie COLE	BMW Compact	11	15:49.582	1 Lap	0.264	77.15	1:24.004	10
27	17	C	7 William BARTUP	Citroen Saxo VTR	11	16:03.590	1 Lap	14.008	76.02	1:24.595	5
28	94	C	8 Mac MCCARTHY	Ford Fiesta ST	11	16:16.113	1 Lap	12.523	75.05	1:26.215	4
29	55	C	9 David MEASDAY	Vauxhall Corsa	11	16:21.233	1 Lap	5.120	74.66	1:26.525	4

NOT CLASSIFIED

DNF	525	B	David KNIGHT	Honda Civic	5	6:36.970	7 Laps	6 Laps	83.88	1:17.017	3
DNF	116	C	Harry GREENHILL	Citroen Saxo VTS	2	3:07.290	10 Laps	3 Laps	71.11	1:27.621	2

FASTEST LAP

134	A	Will SELF	Peugeot 205	6	1:15.483	88.23 mph	141.99 kph
525	B	David KNIGHT	Honda Civic	3	1:17.017	86.47 mph	139.16 kph
1	C	David DRINKWATER	BMW Compact	11	1:20.191	83.05 mph	133.65 kph

*Car No 177 - No working transponder - Please Fit for next races - Q12.8.1.

Race Distance: 12 Laps / 22.20 miles

Castle Combe: 1.8500 miles

Weather / Track : Bright / Dry

These results are provisional until the conclusion of any judicial and technical matters.

Date: 11/06/2022 Start: 15:01 Finish: 15:16


Clerk Of Course : Bob Honeysett

Stewards :

Timekeeper : Peter Knight

750 Motor Club Hot Hatch

RACE 13 - GRID (15 minutes) - AMENDED

ROW 16	31	36	Ryan POLLEY				
ROW 15	29	525	David KNIGHT	30	116	Harry GREENHILL	
ROW 14		27	94	Mac MCCARTHY	28	55	David MEASDAY
ROW 13	25	47	Charlie COLE	26	17	William BARTUP	
ROW 12		23	148	Wayne SHACKLEFORD	24	98	Paul WARREN
ROW 11	21	20	Martyn PAGET	22	107	Steven WATSON	
ROW 10		19	4	Stephen HARRISON	20	124	Paul DYRDAL
ROW 9	17	771	Daniel WILLIAMS	18	28	Lee WARREN	
ROW 8		15	177	Mathew MANDIPIRA	16	1	David DRINKWATER
ROW 7	13	60	Stephen LANGTON	14	14	Jared COULSON	
ROW 6		11	58	Paul JARVIS	12	27	Scott SMITH
ROW 5	9	59	Daniel MCKAY	10	65	Ben MORTON	
ROW 4		7	69	Joe BOWER	8	32	Mervyn BECKETT
ROW 3	5	31	William MURFIN	6	45	Dan BROWN	
ROW 2		3	37	Kris MCCLOY	4	44	Trevor GREGORY
ROW 1	1	63	Philip WRIGHT	2	134	Will SELF	
Pole							
							

Castle Combe: 1.8500 miles

These results are provisional until the conclusion of any judicial and technical matters.


Clerk Of Course : Bob Honeysett

Stewards :

Timekeeper : Peter Knight

750 Motor Club Hot Hatch

RACE 13 - GRID (15 minutes)

ROW 16	31	116	Harry GREENHILL				
ROW 15	29	55	David MEASDAY	30	525	David KNIGHT	
ROW 14		27	17	William BARTUP	28	94	Mac MCCARTHY
ROW 13	25	98	Paul WARREN	26	47	Charlie COLE	
ROW 12		23	107	Steven WATSON	24	148	Wayne SHACKLEFORD
ROW 11	21	124	Paul DYRDAL	22	20	Martyn PAGET	
ROW 10		19	28	Lee WARREN	20	4	Stephen HARRISON
ROW 9	17	1	David DRINKWATER	18	771	Daniel WILLIAMS	
ROW 8		15	14	Jared COULSON	16	177	Mathew MANDIPIRA
ROW 7	13	27	Scott SMITH	14	60	Stephen LANGTON	
ROW 6		11	65	Ben MORTON	12	58	Paul JARVIS
ROW 5	9	32	Mervyn BECKETT	10	59	Daniel MCKAY	
ROW 4		7	45	Dan BROWN	8	69	Joe BOWER
ROW 3	5	44	Trevor GREGORY	6	31	William MURFIN	
ROW 2		3	134	Will SELF	4	37	Kris MCCLOY
ROW 1	1	63	Philip WRIGHT	2	36	Ryan POLLEY	
Pole							
							

Castle Combe: 1.8500 miles

These results are provisional until the conclusion of any judicial and technical matters.

Clerk Of Course : Bob Honeysett

Stewards :

Timekeeper : Peter Knight

750 Motor Club Hot Hatch

RACE 5 - LAP ANALYSIS

DIFF = Difference To Personal Best Lap

P1 63 Philip WRIGHT				
LAP	LAP TIME	DIFF	MPH	TIME OF DAY
1 -	1:23.590	8.052	79.67	15:02:40.757
2 -	1:16.419	0.881	87.15	15:03:57.176
3 -	1:15.722 (2)	0.184	87.95	15:05:12.898
4 -	1:16.033	0.495	87.59	15:06:28.931
5 -	1:16.630	1.092	86.91	15:07:45.561
6 -	1:15.538 (1)		88.16	15:09:01.099
7 -	1:16.545	1.007	87.00	15:10:17.644
8 -	1:16.317	0.779	87.26	15:11:33.961
9 -	1:16.447	0.909	87.11	15:12:50.408
10 -	1:16.506	0.968	87.05	15:14:06.914
11 -	1:16.023 (3)	0.485	87.60	15:15:22.937
12 -	1:16.244	0.706	87.35	15:16:39.181

P2 36 Ryan POLLEY				
LAP	LAP TIME	DIFF	MPH	TIME OF DAY
1 -	1:23.234	7.328	80.01	15:02:40.401
2 -	1:16.373	0.467	87.20	15:03:56.774
3 -	1:15.906 (1)		87.74	15:05:12.680
4 -	1:16.086	0.180	87.53	15:06:28.766
5 -	1:16.030 (2)	0.124	87.59	15:07:44.796
6 -	1:16.087	0.181	87.53	15:09:00.883
7 -	1:16.344	0.438	87.23	15:10:17.227
8 -	1:16.054 (3)	0.148	87.56	15:11:33.281
9 -	1:16.248	0.342	87.34	15:12:49.529
10 -	1:16.866	0.960	86.64	15:14:06.395
11 -	1:17.392	1.486	86.05	15:15:23.787
12 -	1:16.958	1.052	86.54	15:16:40.745

P3 134 Will SELF				
LAP	LAP TIME	DIFF	MPH	TIME OF DAY
1 -	1:24.026	8.543	79.26	15:02:41.193
2 -	1:16.320	0.837	87.26	15:03:57.513
3 -	1:15.803 (3)	0.320	87.85	15:05:13.316
4 -	1:15.756 (2)	0.273	87.91	15:06:29.072
5 -	1:16.901	1.418	86.60	15:07:45.973
6 -	1:15.483 (1)		88.23	15:09:01.456
7 -	1:16.028	0.545	87.59	15:10:17.484
8 -	1:16.240	0.757	87.35	15:11:33.724
9 -	1:16.121	0.638	87.49	15:12:49.845
10 -	1:16.104	0.621	87.51	15:14:05.949
11 -	1:21.555	6.072	81.66	15:15:27.504
12 -	1:16.159	0.676	87.44	15:16:43.663

P4 37 Kris MCCLOY				
LAP	LAP TIME	DIFF	MPH	TIME OF DAY
1 -	1:23.025	7.211	80.21	15:02:40.192
2 -	1:17.752	1.938	85.65	15:03:57.944
3 -	1:16.312	0.498	87.27	15:05:14.256
4 -	1:15.948 (2)	0.134	87.69	15:06:30.204
5 -	1:16.295	0.481	87.29	15:07:46.499
6 -	1:16.112 (3)	0.298	87.50	15:09:02.611
7 -	1:17.705	1.891	85.70	15:10:20.316
8 -	1:17.331	1.517	86.12	15:11:37.647
9 -	1:16.747	0.933	86.77	15:12:54.394
10 -	1:17.349	1.535	86.10	15:14:11.743
11 -	1:16.650	0.836	86.88	15:15:28.393
12 -	1:15.814 (1)		87.84	15:16:44.207

DIFF = Difference To Personal Best Lap

P5 44 Trevor GREGORY				
LAP	LAP TIME	DIFF	MPH	TIME OF DAY
1 -	1:25.679	9.172	77.73	15:02:42.846
2 -	1:16.621 (3)	0.114	86.92	15:03:59.467
3 -	1:17.067	0.560	86.41	15:05:16.534
4 -	1:16.572 (2)	0.065	86.97	15:06:33.106
5 -	1:17.038	0.531	86.45	15:07:50.144
6 -	1:16.507 (1)		87.05	15:09:06.651
7 -	1:16.909	0.402	86.59	15:10:23.560
8 -	1:16.815	0.308	86.70	15:11:40.375
9 -	1:17.538	1.031	85.89	15:12:57.913
10 -	1:17.686	1.179	85.73	15:14:15.599
11 -	1:17.761	1.254	85.64	15:15:33.360
12 -	1:17.922	1.415	85.47	15:16:51.282

P6 31 William MURFIN				
LAP	LAP TIME	DIFF	MPH	TIME OF DAY
1 -	1:26.601	10.320	76.90	15:02:43.768
2 -	1:17.039	0.758	86.45	15:04:00.807
3 -	1:16.720 (3)	0.439	86.80	15:05:17.527
4 -	1:16.664 (2)	0.383	86.87	15:06:34.191
5 -	1:17.010	0.729	86.48	15:07:51.201
6 -	1:16.281 (1)		87.30	15:09:07.482
7 -	1:16.898	0.617	86.60	15:10:24.380
8 -	1:16.957	0.676	86.54	15:11:41.337
9 -	1:17.354	1.073	86.09	15:12:58.691
10 -	1:18.091	1.810	85.28	15:14:16.782
11 -	1:18.519	2.238	84.82	15:15:35.301
12 -	1:17.082	0.801	86.40	15:16:52.383

P7 45 Dan BROWN				
LAP	LAP TIME	DIFF	MPH	TIME OF DAY
1 -	1:26.455	10.130	77.03	15:02:43.622
2 -	1:18.106	1.781	85.26	15:04:01.728
3 -	1:16.773	0.448	86.74	15:05:18.501
4 -	1:16.515 (2)	0.190	87.04	15:06:35.016
5 -	1:16.673 (3)	0.348	86.86	15:07:51.689
6 -	1:16.325 (1)		87.25	15:09:08.014
7 -	1:16.778	0.453	86.74	15:10:24.792
8 -	1:17.015	0.690	86.47	15:11:41.807
9 -	1:17.198	0.873	86.27	15:12:59.005
10 -	1:18.063	1.738	85.31	15:14:17.068
11 -	1:17.908	1.583	85.48	15:15:34.976
12 -	1:17.709	1.384	85.70	15:16:52.685

P8 69 Joe BOWER				
LAP	LAP TIME	DIFF	MPH	TIME OF DAY
1 -	1:27.885	11.421	75.78	15:02:45.052
2 -	1:17.642	1.178	85.77	15:04:02.694
3 -	1:17.475	1.011	85.96	15:05:20.169
4 -	1:17.310	0.846	86.14	15:06:37.479
5 -	1:16.890	0.426	86.61	15:07:54.369
6 -	1:17.266	0.802	86.19	15:09:11.635
7 -	1:16.464 (1)		87.10	15:10:28.099
8 -	1:16.707 (2)	0.243	86.82	15:11:44.806
9 -	1:17.677	1.213	85.74	15:13:02.483
10 -	1:16.787 (3)	0.323	86.73	15:14:19.270
11 -	1:17.629	1.165	85.79	15:15:36.899
12 -	1:17.516	1.052	85.91	15:16:54.415

750 Motor Club Hot Hatch

RACE 5 - LAP ANALYSIS

DIFF = Difference To Personal Best Lap

P9 32 Mervyn BECKETT				
LAP	LAP TIME	DIFF	MPH	TIME OF DAY
1 -	1:31.496	14.984	72.78	15:02:48.663
2 -	1:20.328	3.816	82.91	15:04:08.991
3 -	1:18.842	2.330	84.47	15:05:27.833
4 -	1:17.071	0.559	86.41	15:06:44.904
5 -	1:16.512 (1)		87.04	15:08:01.416
6 -	1:17.675	1.163	85.74	15:09:19.091
7 -	1:16.896	0.384	86.61	15:10:35.987
8 -	1:16.795 (2)	0.283	86.72	15:11:52.782
9 -	1:17.546	1.034	85.88	15:13:10.328
10 -	1:17.060	0.548	86.42	15:14:27.388
11 -	1:16.857 (3)	0.345	86.65	15:15:44.245
12 -	1:18.238	1.726	85.12	15:17:02.483

P10 59 Daniel MCKAY				
LAP	LAP TIME	DIFF	MPH	TIME OF DAY
1 -	1:30.320	13.661	73.73	15:02:47.487
2 -	1:16.659 (1)		86.87	15:04:04.146
3 -	1:16.842 (2)	0.183	86.67	15:05:20.988
4 -	1:17.244	0.585	86.22	15:06:38.232
5 -	1:16.996 (3)	0.337	86.49	15:07:55.228
6 -	1:21.886	5.227	81.33	15:09:17.114
7 -	1:17.864	1.205	85.53	15:10:34.978
8 -	1:17.614	0.955	85.80	15:11:52.592
9 -	1:17.362	0.703	86.08	15:13:09.954
10 -	1:18.332	1.673	85.02	15:14:28.286
11 -	1:17.640	0.981	85.78	15:15:45.926
12 -	1:21.650	4.991	81.56	15:17:07.576

P11 65 Ben MORTON				
LAP	LAP TIME	DIFF	MPH	TIME OF DAY
1 -	1:30.621	12.145	73.49	15:02:47.788
2 -	1:20.411	1.935	82.82	15:04:08.199
3 -	1:19.940	1.464	83.31	15:05:28.139
4 -	1:18.696	0.220	84.62	15:06:46.835
5 -	1:20.079	1.603	83.16	15:08:06.914
6 -	1:19.424	0.948	83.85	15:09:26.338
7 -	1:18.962	0.486	84.34	15:10:45.300
8 -	1:19.766	1.290	83.49	15:12:05.066
9 -	1:18.970	0.494	84.33	15:13:24.036
10 -	1:18.636 (3)	0.160	84.69	15:14:42.672
11 -	1:18.538 (2)	0.062	84.80	15:16:01.210
12 -	1:18.476 (1)		84.86	15:17:19.686

P12 58 Paul JARVIS				
LAP	LAP TIME	DIFF	MPH	TIME OF DAY
1 -	1:30.975	12.061	73.20	15:02:48.142
2 -	1:21.028	2.114	82.19	15:04:09.170
3 -	1:19.839	0.925	83.41	15:05:29.009
4 -	1:18.914 (1)		84.39	15:06:47.923
5 -	1:19.615 (3)	0.701	83.65	15:08:07.538
6 -	1:23.770	4.856	79.50	15:09:31.308
7 -	1:21.940	3.026	81.27	15:10:53.248
8 -	1:20.075	1.161	83.17	15:12:13.323
9 -	1:20.205	1.291	83.03	15:13:33.528
10 -	1:19.777	0.863	83.48	15:14:53.305
11 -	1:19.264 (2)	0.350	84.02	15:16:12.569
12 -	1:21.178	2.264	82.04	15:17:33.747

DIFF = Difference To Personal Best Lap

P13 27 Scott SMITH				
LAP	LAP TIME	DIFF	MPH	TIME OF DAY
1 -	1:32.046	12.256	72.35	15:02:49.213
2 -	1:21.061	1.271	82.16	15:04:10.274
3 -	1:20.549	0.759	82.68	15:05:30.823
4 -	1:20.780	0.990	82.44	15:06:51.603
5 -	1:21.049	1.259	82.17	15:08:12.652
6 -	1:21.278	1.488	81.94	15:09:33.930
7 -	1:20.101	0.311	83.14	15:10:54.031
8 -	1:20.514	0.724	82.71	15:12:14.545
9 -	1:19.826 (2)	0.036	83.43	15:13:34.371
10 -	1:20.131	0.341	83.11	15:14:54.502
11 -	1:19.790 (1)		83.46	15:16:14.292
12 -	1:19.866 (3)	0.076	83.39	15:17:34.158

P14 60 Stephen LANGTON				
LAP	LAP TIME	DIFF	MPH	TIME OF DAY
1 -	1:35.591	15.995	69.67	15:02:52.758
2 -	1:21.711	2.115	81.50	15:04:14.469
3 -	1:21.328	1.732	81.89	15:05:35.797
4 -	1:20.437	0.841	82.79	15:06:56.234
5 -	1:20.917	1.321	82.30	15:08:17.151
6 -	1:21.931	2.335	81.28	15:09:39.082
7 -	1:20.026	0.430	83.22	15:10:59.108
8 -	1:20.094	0.498	83.15	15:12:19.202
9 -	1:20.395	0.799	82.84	15:13:39.597
10 -	1:19.596 (1)		83.67	15:14:59.193
11 -	1:19.836 (3)	0.240	83.42	15:16:19.029
12 -	1:19.673 (2)	0.077	83.59	15:17:38.702

P15 14 Jared COULSON				
LAP	LAP TIME	DIFF	MPH	TIME OF DAY
1 -	1:29.965	10.427	74.02	15:02:47.132
2 -	1:21.865	2.327	81.35	15:04:08.997
3 -	1:20.904	1.366	82.32	15:05:29.901
4 -	1:21.274	1.736	81.94	15:06:51.175
5 -	1:21.174	1.636	82.04	15:08:12.349
6 -	1:21.268	1.730	81.95	15:09:33.617
7 -	1:20.725 (2)	1.187	82.50	15:10:54.342
8 -	1:22.702	3.164	80.53	15:12:17.044
9 -	1:21.085	1.547	82.13	15:13:38.129
10 -	1:20.842 (3)	1.304	82.38	15:14:58.971
11 -	1:20.863	1.325	82.36	15:16:19.834
12 -	1:19.538 (1)		83.73	15:17:39.372

P16 177 Mathew MANDIPIRA				
LAP	LAP TIME	DIFF	MPH	TIME OF DAY
1 -	1:34.105	14.731	70.77	15:02:51.272
2 -	1:21.750	2.376	81.46	15:04:13.022
3 -	1:20.408 (3)	1.034	82.82	15:05:33.430
4 -	1:19.942 (2)	0.568	83.31	15:06:53.372
5 -	1:20.542	1.168	82.69	15:08:13.914
6 -	1:21.026	1.652	82.19	15:09:34.940
7 -	1:20.461	1.087	82.77	15:10:55.401
8 -	1:21.873	2.499	81.34	15:12:17.274
9 -	1:21.413	2.039	81.80	15:13:38.687
10 -	1:21.177	1.803	82.04	15:14:59.864
11 -	1:20.504	1.130	82.72	15:16:20.368
12 -	1:19.374 (1)		83.90	15:17:39.742

750 Motor Club Hot Hatch

RACE 5 - LAP ANALYSIS

DIFF = Difference To Personal Best Lap

P17 1 David DRINKWATER				
LAP	LAP TIME	DIFF	MPH	TIME OF DAY
1 -	1:32.976	12.785	71.63	15:02:50.143
2 -	1:20.965	0.774	82.25	15:04:11.108
3 -	1:21.090	0.899	82.13	15:05:32.198
4 -	1:20.463 (3)	0.272	82.77	15:06:52.661
5 -	1:21.840	1.649	81.37	15:08:14.501
6 -	1:22.011	1.820	81.20	15:09:36.512
7 -	1:21.024	0.833	82.19	15:10:57.536
8 -	1:20.862	0.671	82.36	15:12:18.398
9 -	1:21.525	1.334	81.69	15:13:39.923
10 -	1:21.093	0.902	82.12	15:15:01.016
11 -	1:20.191 (1)		83.05	15:16:21.207
12 -	1:20.218 (2)	0.027	83.02	15:17:41.425

P18 771 Daniel WILLIAMS				
LAP	LAP TIME	DIFF	MPH	TIME OF DAY
1 -	1:36.734	17.697	68.84	15:02:53.901
2 -	1:23.004	3.967	80.23	15:04:16.905
3 -	1:21.041	2.004	82.18	15:05:37.946
4 -	1:20.378	1.341	82.85	15:06:58.324
5 -	1:19.537 (3)	0.500	83.73	15:08:17.861
6 -	1:22.985	3.948	80.25	15:09:40.846
7 -	1:19.037 (1)		84.26	15:10:59.883
8 -	1:19.659	0.622	83.60	15:12:19.542
9 -	1:23.655	4.618	79.61	15:13:43.197
10 -	1:19.775	0.738	83.48	15:15:02.972
11 -	1:20.117	1.080	83.12	15:16:23.089
12 -	1:19.461 (2)	0.424	83.81	15:17:42.550

P19 28 Lee WARREN				
LAP	LAP TIME	DIFF	MPH	TIME OF DAY
1 -	1:32.324	11.922	72.13	15:02:49.491
2 -	1:21.346	0.944	81.87	15:04:10.837
3 -	1:20.700	0.298	82.52	15:05:31.537
4 -	1:20.542 (3)	0.140	82.69	15:06:52.079
5 -	1:21.148	0.746	82.07	15:08:13.227
6 -	1:21.232	0.830	81.98	15:09:34.459
7 -	1:20.495 (2)	0.093	82.73	15:10:54.954
8 -	1:22.852	2.450	80.38	15:12:17.806
9 -	1:22.869	2.467	80.36	15:13:40.675
10 -	1:20.796	0.394	82.43	15:15:01.471
11 -	1:20.402 (1)		82.83	15:16:21.873
12 -	1:21.837	1.435	81.38	15:17:43.710

P20 4 Stephen HARRISON				
LAP	LAP TIME	DIFF	MPH	TIME OF DAY
1 -	1:34.774	15.312	70.27	15:02:51.941
2 -	1:20.928	1.466	82.29	15:04:12.869
3 -	1:21.404	1.942	81.81	15:05:34.273
4 -	1:20.715	1.253	82.51	15:06:54.988
5 -	1:21.832	2.370	81.38	15:08:16.820
6 -	1:24.449	4.987	78.86	15:09:41.269
7 -	1:19.602 (2)	0.140	83.66	15:11:00.871
8 -	1:19.462 (1)		83.81	15:12:20.333
9 -	1:20.792	1.330	82.43	15:13:41.125
10 -	1:21.300	1.838	81.91	15:15:02.425
11 -	1:20.379 (3)	0.917	82.85	15:16:22.804
12 -	1:25.325	5.863	78.05	15:17:48.129

DIFF = Difference To Personal Best Lap

P21 124 Paul DYRDAL				
LAP	LAP TIME	DIFF	MPH	TIME OF DAY
1 -	1:33.525	11.940	71.21	15:02:50.692
2 -	1:22.008	0.423	81.21	15:04:12.700
3 -	1:23.771	2.186	79.50	15:05:36.471
4 -	1:21.945	0.360	81.27	15:06:58.416
5 -	1:21.826	0.241	81.39	15:08:20.242
6 -	1:21.617 (2)	0.032	81.60	15:09:41.859
7 -	1:22.011	0.426	81.20	15:11:03.870
8 -	1:22.056	0.471	81.16	15:12:25.926
9 -	1:21.585 (1)		81.63	15:13:47.511
10 -	1:22.050	0.465	81.17	15:15:09.561
11 -	1:21.718 (3)	0.133	81.50	15:16:31.279
12 -	1:21.739	0.154	81.47	15:17:53.018

P22 20 Martyn PAGET				
LAP	LAP TIME	DIFF	MPH	TIME OF DAY
1 -	1:35.026	12.869	70.08	15:02:52.193
2 -	1:23.329	1.172	79.92	15:04:15.522
3 -	1:22.749	0.592	80.48	15:05:38.271
4 -	1:22.492 (3)	0.335	80.73	15:07:00.763
5 -	1:22.157 (1)		81.06	15:08:22.920
6 -	1:22.948	0.791	80.29	15:09:45.868
7 -	1:22.947	0.790	80.29	15:11:08.815
8 -	1:22.724	0.567	80.50	15:12:31.539
9 -	1:22.395 (2)	0.238	80.83	15:13:53.934
10 -	1:22.935	0.778	80.30	15:15:16.869
11 -	1:24.780	2.623	78.55	15:16:41.649

P23 107 Steven WATSON				
LAP	LAP TIME	DIFF	MPH	TIME OF DAY
1 -	1:37.457	14.670	68.33	15:02:54.624
2 -	1:23.367 (2)	0.580	79.88	15:04:17.991
3 -	1:23.480 (3)	0.693	79.77	15:05:41.471
4 -	1:23.979	1.192	79.30	15:07:05.450
5 -	1:25.428	2.641	77.96	15:08:30.878
6 -	1:23.998	1.211	79.28	15:09:54.876
7 -	1:25.791	3.004	77.63	15:11:20.667
8 -	1:24.746	1.959	78.58	15:12:45.413
9 -	1:24.710	1.923	78.62	15:14:10.123
10 -	1:26.358	3.571	77.12	15:15:36.481
11 -	1:22.787 (1)		80.44	15:16:59.268

P24 148 Wayne SHACKLEFORD				
LAP	LAP TIME	DIFF	MPH	TIME OF DAY
1 -	1:35.744	12.426	69.56	15:02:52.911
2 -	1:24.545	1.227	78.77	15:04:17.456
3 -	1:23.318 (1)		79.93	15:05:40.774
4 -	1:24.179 (3)	0.861	79.11	15:07:04.953
5 -	1:25.124	1.806	78.23	15:08:30.077
6 -	1:25.939	2.621	77.49	15:09:56.016
7 -	1:24.741	1.423	78.59	15:11:20.757
8 -	1:25.441	2.123	77.94	15:12:46.198
9 -	1:25.024	1.706	78.33	15:14:11.222
10 -	1:25.603	2.285	77.80	15:15:36.825
11 -	1:23.570 (2)	0.252	79.69	15:17:00.395

P25 98 Paul WARREN				
LAP	LAP TIME	DIFF	MPH	TIME OF DAY
1 -	1:36.433	12.817	69.06	15:02:53.600
2 -	1:25.424	1.808	77.96	15:04:19.024

750 Motor Club Hot Hatch

RACE 5 - LAP ANALYSIS

DIFF = Difference To Personal Best Lap

3 -	1:23.709 (2)	0.093	79.56	15:05:42.733
4 -	1:23.616 (1)		79.65	15:07:06.349
5 -	1:27.934	4.318	75.73	15:08:34.283
6 -	1:25.673	2.057	77.73	15:09:59.956
7 -	1:25.131	1.515	78.23	15:11:25.087
8 -	1:25.667	2.051	77.74	15:12:50.754
9 -	1:24.616 (3)	1.000	78.70	15:14:15.370
10 -	1:25.422	1.806	77.96	15:15:40.792
11 -	1:25.693	2.077	77.71	15:17:06.485

P26 47 Charlie COLE

LAP	LAP TIME	DIFF	MPH	TIME OF DAY
1 -	1:38.125	14.121	67.87	15:02:55.292
2 -	1:26.300	2.296	77.17	15:04:21.592
3 -	1:27.370	3.366	76.22	15:05:48.962
4 -	1:24.768	0.764	78.56	15:07:13.730
5 -	1:24.797	0.793	78.54	15:08:38.527
6 -	1:24.731 (3)	0.727	78.60	15:10:03.258
7 -	1:24.593 (2)	0.589	78.73	15:11:27.851
8 -	1:25.367	1.363	78.01	15:12:53.218
9 -	1:24.773	0.769	78.56	15:14:17.991
10 -	1:24.004 (1)		79.28	15:15:41.995
11 -	1:24.754	0.750	78.58	15:17:06.749

P27 17 William BARTUP

LAP	LAP TIME	DIFF	MPH	TIME OF DAY
1 -	1:37.779	13.184	68.11	15:02:54.946
2 -	1:26.363	1.768	77.11	15:04:21.309
3 -	1:27.198	2.603	76.37	15:05:48.507
4 -	1:25.793	1.198	77.62	15:07:14.300
5 -	1:24.595 (1)		78.72	15:08:38.895
6 -	1:24.817 (2)	0.222	78.52	15:10:03.712
7 -	1:24.861 (3)	0.266	78.48	15:11:28.573
8 -	1:25.246	0.651	78.12	15:12:53.819
9 -	1:25.673	1.078	77.73	15:14:19.492
10 -	1:34.922	10.327	70.16	15:15:54.414
11 -	1:26.343	1.748	77.13	15:17:20.757

P28 94 Mac MCCARTHY

LAP	LAP TIME	DIFF	MPH	TIME OF DAY
1 -	1:39.479	13.264	66.94	15:02:56.646
2 -	1:26.743 (3)	0.528	76.77	15:04:23.389
3 -	1:27.236	1.021	76.34	15:05:50.625
4 -	1:26.215 (1)		77.24	15:07:16.840
5 -	1:27.964	1.749	75.71	15:08:44.804
6 -	1:26.460 (2)	0.245	77.03	15:10:11.264
7 -	1:28.049	1.834	75.64	15:11:39.313
8 -	1:28.070	1.855	75.62	15:13:07.383
9 -	1:27.226	1.011	76.35	15:14:34.609
10 -	1:29.001	2.786	74.83	15:16:03.610
11 -	1:29.670	3.455	74.27	15:17:33.280

P29 55 David MEASDAY

LAP	LAP TIME	DIFF	MPH	TIME OF DAY
1 -	1:48.496	21.971	61.38	15:03:05.663
2 -	1:27.149	0.624	76.42	15:04:32.812
3 -	1:27.136	0.611	76.43	15:05:59.948
4 -	1:26.525 (1)		76.97	15:07:26.473
5 -	1:26.929 (3)	0.404	76.61	15:08:53.402
6 -	1:28.196	1.671	75.51	15:10:21.598
7 -	1:27.877	1.352	75.78	15:11:49.475
8 -	1:26.909 (2)	0.384	76.63	15:13:16.384

DIFF = Difference To Personal Best Lap

9 -	1:27.232	0.707	76.34	15:14:43.616
10 -	1:27.747	1.222	75.90	15:16:11.363
11 -	1:27.037	0.512	76.51	15:17:38.400

P30 525 David KNIGHT

LAP	LAP TIME	DIFF	MPH	TIME OF DAY
1 -	1:27.519	10.502	76.09	15:02:44.686
2 -	1:17.581 (3)	0.564	85.84	15:04:02.267
3 -	1:17.017 (1)		86.47	15:05:19.284
4 -	1:17.647	0.630	85.77	15:06:36.931
5 -	1:17.206 (2)	0.189	86.26	15:07:54.137

P31 116 Harry GREENHILL

LAP	LAP TIME	DIFF	MPH	TIME OF DAY
1 -	1:39.669 (2)	12.048	66.82	15:02:56.836
2 -	1:27.621 (1)		76.00	15:04:24.457

750 Motor Club Hot Hatch

RACE 5 - LAP CHART

LAP 1 @ 15:02:40.192			LAP 2 @ 15:03:56.774			LAP 3 @ 15:05:12.680			LAP 4 @ 15:06:28.766			LAP 5 @ 15:07:44.796		
NO	BEHIND	LAP TIME	NO	BEHIND	LAP TIME	NO	BEHIND	LAP TIME	NO	BEHIND	LAP TIME	NO	BEHIND	LAP TIME
37		1:23.025	36		1:16.373	36		1:15.906	36		1:16.086	36		1:16.030
36	0.209	1:23.234	63	0.402	1:16.419	63	0.218	1:15.722	63	0.165	1:16.033	63	0.765	1:16.630
63	0.565	1:23.590	134	0.739	1:16.320	134	0.636	1:15.803	134	0.306	1:15.756	134	1.177	1:16.901
134	1.001	1:24.026	37	1.170	1:17.752	37	1.576	1:16.312	37	1.438	1:15.948	37	1.703	1:16.295
44	2.654	1:25.679	44	2.693	1:16.621	44	3.854	1:17.067	44	4.340	1:16.572	44	5.348	1:17.038
45	3.430	1:26.455	31	4.033	1:17.039	31	4.847	1:16.720	31	5.425	1:16.664	31	6.405	1:17.010
31	3.576	1:26.601	45	4.954	1:18.106	45	5.821	1:16.773	45	6.250	1:16.515	45	6.893	1:16.673
525	4.494	1:27.519	525	5.493	1:17.581	525	6.604	1:17.017	525	8.165	1:17.647	525	9.341	1:17.206
69	4.860	1:27.885	69	5.920	1:17.642	69	7.489	1:17.475	69	8.713	1:17.310	69	9.573	1:16.890
14	6.940	1:29.965	59	7.372	1:16.659	59	8.308	1:16.842	59	9.466	1:17.244	59	10.432	1:16.996
59	7.295	1:30.320	65	11.425	1:20.411	32	15.153	1:18.842	32	16.138	1:17.071	32	16.620	1:16.512
65	7.596	1:30.621	32	12.217	1:20.328	65	15.459	1:19.940	65	18.069	1:18.696	65	22.118	1:20.079
58	7.950	1:30.975	14	12.223	1:21.865	58	16.329	1:19.839	58	19.157	1:18.914	58	22.742	1:19.615
32	8.471	1:31.496	58	12.396	1:21.028	14	17.221	1:20.904	14	22.409	1:21.274	14	27.553	1:21.174
27	9.021	1:32.046	27	13.500	1:21.061	27	18.143	1:20.549	27	22.837	1:20.780	27	27.856	1:21.049
28	9.299	1:32.324	28	14.063	1:21.346	28	18.857	1:20.700	28	23.313	1:20.542	28	28.431	1:21.148
1	9.951	1:32.976	1	14.334	1:20.965	1	19.518	1:21.090	1	23.895	1:20.463	177	29.118	1:20.542
124	10.500	1:33.525	124	15.926	1:22.008	177	20.750	1:20.408	177	24.606	1:19.942	1	29.705	1:21.840
177	11.080	1:34.105	4	16.095	1:20.928	4	21.593	1:21.404	4	26.222	1:20.715	4	32.024	1:21.832
4	11.749	1:34.774	177	16.248	1:21.750	60	23.117	1:21.328	60	27.468	1:20.437	60	32.355	1:20.917
20	12.001	1:35.026	60	17.695	1:21.711	124	23.791	1:23.771	771	29.558	1:20.378	771	33.065	1:19.537
60	12.566	1:35.591	20	18.748	1:23.329	771	25.266	1:21.041	124	29.650	1:21.945	124	35.446	1:21.826
148	12.719	1:35.744	771	20.131	1:23.004	20	25.591	1:22.749	20	31.997	1:22.492	20	38.124	1:22.157
98	13.408	1:36.433	148	20.682	1:24.545	148	28.094	1:23.318	148	36.187	1:24.179	148	45.281	1:25.124
771	13.709	1:36.734	107	21.217	1:23.367	107	28.791	1:23.480	107	36.684	1:23.979	107	46.082	1:25.428
107	14.432	1:37.457	98	22.250	1:25.424	98	30.053	1:23.709	98	37.583	1:23.616	98	49.487	1:27.934
17	14.754	1:37.779	17	24.535	1:26.363	17	35.827	1:27.198	47	44.964	1:24.768	47	53.731	1:24.797
47	15.100	1:38.125	47	24.818	1:26.300	47	36.282	1:27.370	17	45.534	1:25.793	17	54.099	1:24.595
94	16.454	1:39.479	94	26.615	1:26.743	94	37.945	1:27.236	94	48.074	1:26.215	94	1:00.008	1:27.964
116	16.644	1:39.669	116	27.683	1:27.621	55	47.268	1:27.136	55	57.707	1:26.525	55	1:08.606	1:26.929
55	25.471	1:48.496	55	36.038	1:27.149									

750 Motor Club Hot Hatch

RACE 5 - LAP CHART

LAP 6 @ 15:09:00.883			LAP 7 @ 15:10:17.227			LAP 8 @ 15:11:33.281			LAP 9 @ 15:12:49.529			LAP 10 @ 15:14:05.949		
NO	BEHIND	LAP TIME	NO	BEHIND	LAP TIME	NO	BEHIND	LAP TIME	NO	BEHIND	LAP TIME	NO	BEHIND	LAP TIME
36		1:16.087	36		1:16.344	36		1:16.054	36		1:16.248	134		1:16.104
63	0.216	1:15.538	134	0.257	1:16.028	134	0.443	1:16.240	134	0.316	1:16.121	36	0.446	1:16.866
134	0.573	1:15.483	63	0.417	1:16.545	63	0.680	1:16.317	63	0.879	1:16.447	63	0.965	1:16.506
37	1.728	1:16.112	37	3.089	1:17.705	37	4.366	1:17.331	98	1 Lap	1:25.667	107	1 Lap	1:24.710
44	5.768	1:16.507	55	1 Lap	1:28.196	94	1 Lap	1:28.049	47	1 Lap	1:25.367	148	1 Lap	1:25.024
31	6.599	1:16.281	44	6.333	1:16.909	44	7.094	1:16.815	17	1 Lap	1:25.246	37	5.794	1:17.349
45	7.131	1:16.325	31	7.153	1:16.898	31	8.056	1:16.957	37	4.865	1:16.747	98	1 Lap	1:24.616
69	10.752	1:17.266	45	7.565	1:16.778	45	8.526	1:17.015	44	8.384	1:17.538	44	9.650	1:17.686
59	16.231	1:21.886	69	10.872	1:16.464	69	11.525	1:16.707	31	9.162	1:17.354	31	10.833	1:18.091
32	18.208	1:17.675	59	17.751	1:17.864	55	1 Lap	1:27.877	45	9.476	1:17.198	45	11.119	1:18.063
65	25.455	1:19.424	32	18.760	1:16.896	59	19.311	1:17.614	69	12.954	1:17.677	47	1 Lap	1:24.773
58	30.425	1:23.770	65	28.073	1:18.962	32	19.501	1:16.795	94	1 Lap	1:28.070	69	13.321	1:16.787
14	32.734	1:21.268	58	36.021	1:21.940	65	31.785	1:19.766	59	20.425	1:17.362	17	1 Lap	1:25.673
27	33.047	1:21.278	27	36.804	1:20.101	58	40.042	1:20.075	32	20.799	1:17.546	32	21.439	1:17.060
28	33.576	1:21.232	14	37.115	1:20.725	27	41.264	1:20.514	55	1 Lap	1:26.909	59	22.337	1:18.332
177	34.057	1:21.026	28	37.727	1:20.495	14	43.763	1:22.702	65	34.507	1:18.970	94	1 Lap	1:27.226
1	35.629	1:22.011	177	38.174	1:20.461	177	43.993	1:21.873	58	43.999	1:20.205	65	36.723	1:18.636
60	38.199	1:21.931	1	40.309	1:21.024	28	44.525	1:22.852	27	44.842	1:19.826	55	1 Lap	1:27.232
771	39.963	1:22.985	60	41.881	1:20.026	1	45.117	1:20.862	14	48.600	1:21.085	58	47.356	1:19.777
4	40.386	1:24.449	771	42.656	1:19.037	60	45.921	1:20.094	177	49.158	1:21.413	27	48.553	1:20.131
124	40.976	1:21.617	4	43.644	1:19.602	771	46.261	1:19.659	60	50.068	1:20.395	14	53.022	1:20.842
20	44.985	1:22.948	124	46.643	1:22.011	4	47.052	1:19.462	1	50.394	1:21.525	60	53.244	1:19.596
107	53.993	1:23.998	20	51.588	1:22.947	124	52.645	1:22.056	28	51.146	1:22.869	177	53.915	1:21.177
148	55.133	1:25.939	107	1:03.440	1:25.791	20	58.258	1:22.724	4	51.596	1:20.792	1	55.067	1:21.093
98	59.073	1:25.673	148	1:03.530	1:24.741	107	1:12.132	1:24.746	771	53.668	1:23.655	28	55.522	1:20.796
47	1:02.375	1:24.731	98	1:07.860	1:25.131	148	1:12.917	1:25.441	124	57.982	1:21.585	4	56.476	1:21.300
17	1:02.829	1:24.817	47	1:10.624	1:24.593				20	1:04.405	1:22.395	771	57.023	1:19.775
94	1:10.381	1:26.460	17	1:11.346	1:24.861							124	1:03.612	1:22.050
												20	1:10.920	1:22.935

750 Motor Club Hot Hatch

RACE 5 - LAP CHART

LAP 11 @ 15:15:22.937			LAP 12 @ 15:16:39.181		
NO	BEHIND	LAP TIME	NO	BEHIND	LAP TIME
63		1:16.023	63		1:16.244
36	0.850	1:17.392	36	1.564	1:16.958
134	4.567	1:21.555	20	1 Lap	1:24.780
37	5.456	1:16.650	134	4.482	1:16.159
44	10.423	1:17.761	37	5.026	1:15.814
45	12.039	1:17.908	44	12.101	1:17.922
31	12.364	1:18.519	31	13.202	1:17.082
107	1 Lap	1:26.358	45	13.504	1:17.709
148	1 Lap	1:25.603	69	15.234	1:17.516
69	13.962	1:17.629	107	1 Lap	1:22.787
98	1 Lap	1:25.422	148	1 Lap	1:23.570
47	1 Lap	1:24.004	32	23.302	1:18.238
32	21.308	1:16.857	98	1 Lap	1:25.693
59	22.989	1:17.640	47	1 Lap	1:24.754
17	1 Lap	1:34.922	59	28.395	1:21.650
65	38.273	1:18.538	65	40.505	1:18.476
94	1 Lap	1:29.001	17	1 Lap	1:26.343
55	1 Lap	1:27.747	94	1 Lap	1:29.670
58	49.632	1:19.264	58	54.566	1:21.178
27	51.355	1:19.790	27	54.977	1:19.866
60	56.092	1:19.836	55	1 Lap	1:27.037
14	56.897	1:20.863	60	59.521	1:19.673
177	57.431	1:20.504	14	1:00.191	1:19.538
1	58.270	1:20.191	177	1:00.561	1:19.374
28	58.936	1:20.402	1	1:02.244	1:20.218
4	59.867	1:20.379	771	1:03.369	1:19.461
771	1:00.152	1:20.117	28	1:04.529	1:21.837
124	1:08.342	1:21.718	4	1:08.948	1:25.325
			124	1:13.837	1:21.739

750 Motor Club Hot Hatch

RACE 5 - STATISTICS

Competitors Started 31
Planned Start 2022-06-11 @ 14:50:00.000
Actual Start 2022-06-11 @ 15:01:17.166
Finish Time 2022-06-11 @ 15:16:38.907
Track Length 1.8500mi.
Total Laps 347
Total Distance Covered 641.9529mi.

Session Fastest Lap History

NO	CL	NAME	LAP TIME	TIME OF DAY	LAP	VEHICLE
37	A	Kris MCCLOY	1:23.025	15:02:40.191	1	Honda Civic
36	A	Ryan POLLEY	1:16.373	15:03:56.772	2	Honda Civic Type R
134	A	Will SELF	1:16.320	15:03:57.521	2	Peugeot 205
36	A	Ryan POLLEY	1:15.906	15:05:12.677	3	Honda Civic Type R
63	A	Philip WRIGHT	1:15.722	15:05:12.895	3	Honda Civic Type R
63	A	Philip WRIGHT	1:15.538	15:09:01.097	6	Honda Civic Type R
134	A	Will SELF	1:15.483	15:09:01.463	6	Peugeot 205

Session Leader History

NO	CL	NAME	FROM LAP	LAPS LED	DISTANCE	VEHICLE
37	A	Kris MCCLOY	1	1	1.85 miles	Honda Civic
36	A	Ryan POLLEY	2	8	14.80 miles	Honda Civic Type R
134	A	Will SELF	10	1	1.85 miles	Peugeot 205
63	A	Philip WRIGHT	11	2	3.70 miles	Honda Civic Type R

Flag History

TYPE	TIME OF DAY
GREEN	15:01:17.166
FINISH	15:16:38.907

Flag Statistics

TYPE	COUNT	TOTAL LAPS	TOTAL TIME
Green	1	12	17:01.603
Red	0	0	0.000
Safety Car	0	0	0.000
FCY	0	0	0.000

750 Motor Club Hot Hatch

RACE 5 - STATISTICS

CLASS : C

10 Starters

Fastest Lap History

NO	NAME	LAP TIME	TIME OF DAY	LAP	VEHICLE
1	David DRINKWATER	1:32.976	15:02:50.143	1	BMW Compact
1	David DRINKWATER	1:20.965	15:04:11.106	2	BMW Compact
1	David DRINKWATER	1:20.463	15:06:52.659	4	BMW Compact
1	David DRINKWATER	1:20.191	15:16:21.206	11	BMW Compact

Leader History

NO	NAME	FROM LAP	LAPS LED	DISTANCE	VEHICLE
1	David DRINKWATER	1	12	22.20 miles	BMW Compact

750 Motor Club Hot Hatch

RACE 5 - STATISTICS

CLASS : B

6 Starters

Fastest Lap History

NO	NAME	LAP TIME	TIME OF DAY	LAP	VEHICLE
525	David KNIGHT	1:27.519	15:02:44.686	1	Honda Civic
525	David KNIGHT	1:17.581	15:04:02.264	2	Honda Civic
525	David KNIGHT	1:17.017	15:05:19.282	3	Honda Civic

Leader History

NO	NAME	FROM LAP	LAPS LED	DISTANCE	VEHICLE
525	David KNIGHT	1	5	9.25 miles	Honda Civic
58	Paul JARVIS	6	7	12.95 miles	Citroen Saxo VTS

750 Motor Club Hot Hatch

RACE 5 - STATISTICS

CLASS : A

15 Starters

Fastest Lap History

NO	NAME	LAP TIME	TIME OF DAY	LAP	VEHICLE
37	Kris MCCLOY	1:23.025	15:02:40.191	1	Honda Civic
36	Ryan POLLEY	1:16.373	15:03:56.772	2	Honda Civic Type R
134	Will SELF	1:16.320	15:03:57.521	2	Peugeot 205
36	Ryan POLLEY	1:15.906	15:05:12.677	3	Honda Civic Type R
63	Philip WRIGHT	1:15.722	15:05:12.895	3	Honda Civic Type R
63	Philip WRIGHT	1:15.538	15:09:01.097	6	Honda Civic Type R
134	Will SELF	1:15.483	15:09:01.463	6	Peugeot 205

Leader History

NO	NAME	FROM LAP	LAPS LED	DISTANCE	VEHICLE
37	Kris MCCLOY	1	1	1.85 miles	Honda Civic
36	Ryan POLLEY	2	8	14.80 miles	Honda Civic Type R
134	Will SELF	10	1	1.85 miles	Peugeot 205
63	Philip WRIGHT	11	2	3.70 miles	Honda Civic Type R

750 Motor Club Hot Hatch

RACE 13 - CLASSIFICATION

POS	NO	CL	PIC NAME	ENTRY	LAPS	TIME	GAP	DIFF	MPH	BEST	ON
1	134	A	1 Will SELF	Peugeot 205	12	15:21.706			86.70	1:15.281	8
2	63	A	2 Philip WRIGHT	Honda Civic Type R	12	15:22.681	0.975	0.975	86.61	1:15.357	8
3	45	A	3 Dan BROWN	Honda Civic	12	15:28.532	6.826	5.851	86.07	1:15.592	4
4	37	A	4 Kris MCCLOY	Honda Civic	12	15:29.627	7.921	1.095	85.97	1:15.884	8
5	36	A	5 Ryan POLLEY	Honda Civic Type R	12	15:30.749	9.043	1.122	85.86	1:15.742	4
6	44	A	6 Trevor GREGORY	Honda Civic Type R	12	15:33.407	11.701	2.658	85.62	1:16.193	4
7	31	A	7 William MURFIN	Honda Civic	12	15:35.241	13.535	1.834	85.45	1:16.074	7
8	32	A	8 Mervyn BECKETT	Honda Civic Type R	12	15:40.293	18.587	5.052	84.99	1:16.741	3
9	59	A	9 Daniel MCKAY	Ford Fiesta RS 1600	12	15:43.830	22.124	3.537	84.67	1:16.393	6
10	27	A	10 Scott SMITH	Honda Civic Type R	12	16:00.162	38.456	16.332	83.23	1:18.618	4
11	69	A	11 Joe BOWER	Honda Civic	12	16:02.927	41.221	2.765	82.99	1:16.322	7
12	58	B	1 Paul JARVIS	Citroen Saxo VTS	12	16:04.584	42.878	1.657	82.85	1:18.115	5
13	60	A	12 Stephen LANGTON	Honda Civic Type R	12	16:05.918	44.212	1.334	82.74	1:19.017	6
14	177*	B	2 Mathew MANDIPIRA	Renault Clio 197	12	16:06.099	44.393	0.181	82.72	1:18.930	4
15	28	A	13 Lee WARREN	Ford Ka	12	16:16.701	54.995	10.602	81.82	1:19.689	4
16	771	A	14 Daniel WILLIAMS	Ford Fiesta ST	12	16:17.082	55.376	0.381	81.79	1:19.131	3
17	4	B	3 Stephen HARRISON	Renault Clio	12	16:17.494	55.788	0.412	81.76	1:19.354	11
18	1	C	1 David DRINKWATER	BMW Compact	12	16:19.752	58.046	2.258	81.57	1:19.915	3
19	124	C	2 Paul DYRDAL	Citroen Saxo VTR	12	16:31.073	1:09.367	11.321	80.64	1:20.495	3
20	20	C	3 Martyn PAGET	Citroen Saxo	11	15:24.032	1 Lap	1 Lap	79.28	1:21.708	3
21	148	C	4 Wayne SHACKLEFORD	Citroen Saxo VTR	11	15:43.151	1 Lap	19.119	77.67	1:23.510	6
22	17	C	5 William BARTUP	Citroen Saxo VTR	11	15:43.397	1 Lap	0.246	77.65	1:23.447	7
23	107	B	4 Steven WATSON	Renault Clio RS200	11	15:50.178	1 Lap	6.781	77.10	1:22.285	2
24	55*	C	6 David MEASDAY	Vauxhall Corsa	11	15:52.257	1 Lap	2.079	76.93	1:23.729	11
25	47	C	7 Charlie COLE	BMW Compact	11	15:56.086	1 Lap	3.829	76.62	1:22.918	4
26	94	C	8 Mac MCCARTHY	Ford Fiesta ST	11	16:02.930	1 Lap	6.844	76.08	1:24.045	7
27	98	C	9 Paul WARREN	BMW Compact	11	16:07.408	1 Lap	4.478	75.72	1:22.159	2

NOT CLASSIFIED

DNF	14	B	Jared COULSON	Renault Clio	10	14:06.887	2 Laps	1 Lap	78.64	1:19.774	4
DNF	65	A	Ben MORTON	Honda Integra Type R	0						

NOT STARTED

NS	525	B	David KNIGHT	Honda Civic							
NS	116	C	Harry GREENHILL	Citroen Saxo VTS							

FASTEST LAP

	134	A	Will SELF	Peugeot 205	8	1:15.281			88.46 mph	142.37 kph	
	58	B	Paul JARVIS	Citroen Saxo VTS	5	1:18.115			85.25 mph	137.21 kph	
	1	C	David DRINKWATER	BMW Compact	3	1:19.915			83.33 mph	134.12 kph	

*Car Nos 55 & 177 - Still no working transponder - Please fit for next race - Failure to do so may result in you not being timed - Q 12.8.1

Race Distance: 12 Laps / 22.20 miles

Castle Combe: 1.8500 miles

Weather / Track : Bright / Dry


These results are provisional until the conclusion of any judicial and technical matters.

Date: 12/06/2022 Start: 11:43 Finish: 11:59

Clerk Of Course : Bob Honeysett	Stewards :	Timekeeper : Peter Knight
---------------------------------	------------	---------------------------

750 Motor Club Hot Hatch

RACE 19 - GRID (15 minutes)

ROW 16	31	116	Harry GREENHILL				
ROW 15	29	65	Ben MORTON	30	525	David KNIGHT	
ROW 14		27	98	Paul WARREN	28	14	Jared COULSON
ROW 13	25	47	Charlie COLE	26	94	Mac MCCARTHY	
ROW 12		23	107	Steven WATSON	24	55	David MEASDAY
ROW 11	21	148	Wayne SHACKLEFORD	22	17	William BARTUP	
ROW 10		19	124	Paul DYRDAL	20	20	Martyn PAGET
ROW 9	17	4	Stephen HARRISON	18	1	David DRINKWATER	
ROW 8		15	28	Lee WARREN	16	771	Daniel WILLIAMS
ROW 7	13	60	Stephen LANGTON	14	177	Mathew MANDIPIRA	
ROW 6		11	69	Joe BOWER	12	58	Paul JARVIS
ROW 5	9	59	Daniel MCKAY	10	27	Scott SMITH	
ROW 4		7	31	William MURFIN	8	32	Mervyn BECKETT
ROW 3	5	36	Ryan POLLEY	6	44	Trevor GREGORY	
ROW 2		3	45	Dan BROWN	4	37	Kris MCCLOY
ROW 1	1	134	Will SELF	2	63	Philip WRIGHT	
Pole							
							

Castle Combe: 1.8500 miles

These results are provisional until the conclusion of any judicial and technical matters.

Clerk Of Course : Bob Honeysett

Stewards :

Timekeeper : Peter Knight

750 Motor Club Hot Hatch

RACE 13 - LAP ANALYSIS

DIFF = Difference To Personal Best Lap

P1 134 Will SELF				
LAP	LAP TIME	DIFF	MPH	TIME OF DAY
1 -	1:23.757	8.476	79.51	11:45:23.485
2 -	1:18.425	3.144	84.92	11:46:41.910
3 -	1:15.764	0.483	87.90	11:47:57.674
4 -	1:15.943	0.662	87.69	11:49:13.617
5 -	1:17.451	2.170	85.99	11:50:31.068
6 -	1:16.557	1.276	86.99	11:51:47.625
7 -	1:16.462	1.181	87.10	11:53:04.087
8 -	1:15.281 (1)		88.46	11:54:19.368
9 -	1:15.478 (3)	0.197	88.23	11:55:34.846
10 -	1:15.475 (2)	0.194	88.24	11:56:50.321
11 -	1:15.622	0.341	88.07	11:58:05.943
12 -	1:15.491	0.210	88.22	11:59:21.434

P2 63 Philip WRIGHT				
LAP	LAP TIME	DIFF	MPH	TIME OF DAY
1 -	1:24.092	8.735	79.19	11:45:23.820
2 -	1:18.254	2.897	85.10	11:46:42.074
3 -	1:16.587	1.230	86.96	11:47:58.661
4 -	1:16.059	0.702	87.56	11:49:14.720
5 -	1:16.450	1.093	87.11	11:50:31.170
6 -	1:16.288	0.931	87.30	11:51:47.458
7 -	1:16.120	0.763	87.49	11:53:03.578
8 -	1:15.357 (1)		88.37	11:54:18.935
9 -	1:16.723	1.366	86.80	11:55:35.658
10 -	1:15.458 (2)	0.101	88.26	11:56:51.116
11 -	1:15.570 (3)	0.213	88.13	11:58:06.686
12 -	1:15.723	0.366	87.95	11:59:22.409

P3 45 Dan BROWN				
LAP	LAP TIME	DIFF	MPH	TIME OF DAY
1 -	1:25.126	9.534	78.23	11:45:24.854
2 -	1:17.704	2.112	85.71	11:46:42.558
3 -	1:16.899	1.307	86.60	11:47:59.457
4 -	1:15.592 (1)		88.10	11:49:15.049
5 -	1:16.811	1.219	86.70	11:50:31.860
6 -	1:16.291	0.699	87.29	11:51:48.151
7 -	1:17.228	1.636	86.23	11:53:05.379
8 -	1:15.901 (2)	0.309	87.74	11:54:21.280
9 -	1:17.300	1.708	86.15	11:55:38.580
10 -	1:17.735	2.143	85.67	11:56:56.315
11 -	1:15.944 (3)	0.352	87.69	11:58:12.259
12 -	1:16.001	0.409	87.63	11:59:28.260

P4 37 Kris MCCLOY				
LAP	LAP TIME	DIFF	MPH	TIME OF DAY
1 -	1:23.367	7.483	79.88	11:45:23.095
2 -	1:17.156	1.272	86.31	11:46:40.251
3 -	1:16.573	0.689	86.97	11:47:56.824
4 -	1:16.650	0.766	86.88	11:49:13.474
5 -	1:17.465	1.581	85.97	11:50:30.939
6 -	1:16.061 (2)	0.177	87.56	11:51:47.000
7 -	1:18.048	2.164	85.33	11:53:05.048
8 -	1:15.884 (1)		87.76	11:54:20.932
9 -	1:17.324	1.440	86.13	11:55:38.256
10 -	1:16.333 (3)	0.449	87.24	11:56:54.589
11 -	1:17.082	1.198	86.40	11:58:11.671
12 -	1:17.684	1.800	85.73	11:59:29.355

DIFF = Difference To Personal Best Lap

P5 36 Ryan POLLEY				
LAP	LAP TIME	DIFF	MPH	TIME OF DAY
1 -	1:31.079	15.337	73.12	11:45:30.807
2 -	1:16.606	0.864	86.93	11:46:47.413
3 -	1:16.390	0.648	87.18	11:48:03.803
4 -	1:15.742 (1)		87.93	11:49:19.545
5 -	1:16.547	0.805	87.00	11:50:36.092
6 -	1:16.515	0.773	87.04	11:51:52.607
7 -	1:15.965 (3)	0.223	87.67	11:53:08.572
8 -	1:15.774 (2)	0.032	87.89	11:54:24.346
9 -	1:17.197	1.455	86.27	11:55:41.543
10 -	1:16.171	0.429	87.43	11:56:57.714
11 -	1:16.097	0.355	87.52	11:58:13.811
12 -	1:16.666	0.924	86.87	11:59:30.477

P6 44 Trevor GREGORY				
LAP	LAP TIME	DIFF	MPH	TIME OF DAY
1 -	1:23.888	7.695	79.39	11:45:23.616
2 -	1:18.038	1.845	85.34	11:46:41.654
3 -	1:16.768	0.575	86.75	11:47:58.422
4 -	1:16.193 (1)		87.41	11:49:14.615
5 -	1:19.187	2.994	84.10	11:50:33.802
6 -	1:16.653	0.460	86.88	11:51:50.455
7 -	1:16.588 (3)	0.395	86.95	11:53:07.043
8 -	1:16.215 (2)	0.022	87.38	11:54:23.258
9 -	1:18.519	2.326	84.82	11:55:41.777
10 -	1:17.005	0.812	86.48	11:56:58.782
11 -	1:17.597	1.404	85.82	11:58:16.379
12 -	1:16.756	0.563	86.76	11:59:33.135

P7 31 William MURFIN				
LAP	LAP TIME	DIFF	MPH	TIME OF DAY
1 -	1:26.074	10.000	77.37	11:45:25.802
2 -	1:17.224	1.150	86.24	11:46:43.026
3 -	1:17.068	0.994	86.41	11:48:00.094
4 -	1:16.424 (2)	0.350	87.14	11:49:16.518
5 -	1:17.437	1.363	86.00	11:50:33.955
6 -	1:17.573	1.499	85.85	11:51:51.528
7 -	1:16.074 (1)		87.54	11:53:07.602
8 -	1:16.986	0.912	86.50	11:54:24.588
9 -	1:17.691	1.617	85.72	11:55:42.279
10 -	1:16.851 (3)	0.777	86.66	11:56:59.130
11 -	1:17.616	1.542	85.80	11:58:16.746
12 -	1:18.223	2.149	85.14	11:59:34.969

P8 32 Mervyn BECKETT				
LAP	LAP TIME	DIFF	MPH	TIME OF DAY
1 -	1:25.928	9.187	77.50	11:45:25.656
2 -	1:16.819 (2)	0.078	86.69	11:46:42.475
3 -	1:16.741 (1)		86.78	11:47:59.216
4 -	1:17.062	0.321	86.42	11:49:16.278
5 -	1:17.133	0.392	86.34	11:50:33.411
6 -	1:19.644	2.903	83.62	11:51:53.055
7 -	1:17.520	0.779	85.91	11:53:10.575
8 -	1:16.901 (3)	0.160	86.60	11:54:27.476
9 -	1:17.810	1.069	85.59	11:55:45.286
10 -	1:17.794	1.053	85.61	11:57:03.080
11 -	1:17.751	1.010	85.65	11:58:20.831
12 -	1:19.190	2.449	84.10	11:59:40.021

750 Motor Club Hot Hatch

RACE 13 - LAP ANALYSIS

DIFF = Difference To Personal Best Lap

P9 59 Daniel MCKAY				
LAP	LAP TIME	DIFF	MPH	TIME OF DAY
1 -	1:27.894	11.501	75.77	11:45:27.622
2 -	1:18.535	2.142	84.80	11:46:46.157
3 -	1:18.376	1.983	84.97	11:48:04.533
4 -	1:16.733 (3)	0.340	86.79	11:49:21.266
5 -	1:16.426 (2)	0.033	87.14	11:50:37.692
6 -	1:16.393 (1)		87.18	11:51:54.085
7 -	1:16.832	0.439	86.68	11:53:10.917
8 -	1:16.870	0.477	86.64	11:54:27.787
9 -	1:17.871	1.478	85.52	11:55:45.658
10 -	1:20.113	3.720	83.13	11:57:05.771
11 -	1:20.518	4.125	82.71	11:58:26.289
12 -	1:17.269	0.876	86.19	11:59:43.558

P10 27 Scott SMITH				
LAP	LAP TIME	DIFF	MPH	TIME OF DAY
1 -	1:27.038	8.420	76.51	11:45:26.766
2 -	1:19.043	0.425	84.25	11:46:45.809
3 -	1:19.732	1.114	83.53	11:48:05.541
4 -	1:18.618 (1)		84.71	11:49:24.159
5 -	1:19.202	0.584	84.08	11:50:43.361
6 -	1:18.842 (2)	0.224	84.47	11:52:02.203
7 -	1:18.842 (2)	0.224	84.47	11:53:21.045
8 -	1:19.381	0.763	83.89	11:54:40.426
9 -	1:19.284	0.666	84.00	11:55:59.710
10 -	1:19.129	0.511	84.16	11:57:18.839
11 -	1:19.297	0.679	83.98	11:58:38.136
12 -	1:21.754	3.136	81.46	11:59:59.890

P11 69 Joe BOWER				
LAP	LAP TIME	DIFF	MPH	TIME OF DAY
1 -	1:27.334	11.012	76.25	11:45:27.062
2 -	1:18.804	2.482	84.51	11:46:45.866
3 -	1:16.864	0.542	86.64	11:48:02.730
4 -	1:16.420 (2)	0.098	87.15	11:49:19.150
5 -	1:16.434 (3)	0.112	87.13	11:50:35.584
6 -	1:17.623	1.301	85.79	11:51:53.207
7 -	1:16.322 (1)		87.26	11:53:09.529
8 -	1:16.805	0.483	86.71	11:54:26.334
9 -	1:18.687	2.365	84.63	11:55:45.021
10 -	1:20.648	4.326	82.58	11:57:05.669
11 -	1:26.253	9.931	77.21	11:58:31.922
12 -	1:30.733	14.411	73.40	12:00:02.655

P12 58 Paul JARVIS				
LAP	LAP TIME	DIFF	MPH	TIME OF DAY
1 -	1:28.694	10.579	75.08	11:45:28.422
2 -	1:18.842	0.727	84.47	11:46:47.264
3 -	1:18.742	0.627	84.58	11:48:06.006
4 -	1:20.409	2.294	82.82	11:49:26.415
5 -	1:18.115 (1)		85.25	11:50:44.530
6 -	1:18.134 (2)	0.019	85.23	11:52:02.664
7 -	1:20.792	2.677	82.43	11:53:23.456
8 -	1:21.122	3.007	82.09	11:54:44.578
9 -	1:18.509 (3)	0.394	84.83	11:56:03.087
10 -	1:18.593	0.478	84.74	11:57:21.680
11 -	1:22.907	4.792	80.33	11:58:44.587
12 -	1:19.725	1.610	83.53	12:00:04.312

DIFF = Difference To Personal Best Lap

P13 60 Stephen LANGTON				
LAP	LAP TIME	DIFF	MPH	TIME OF DAY
1 -	1:30.877	11.860	73.28	11:45:30.605
2 -	1:20.636	1.619	82.59	11:46:51.241
3 -	1:19.757	0.740	83.50	11:48:10.998
4 -	1:19.244 (3)	0.227	84.04	11:49:30.242
5 -	1:19.495	0.478	83.77	11:50:49.737
6 -	1:19.017 (1)		84.28	11:52:08.754
7 -	1:19.403	0.386	83.87	11:53:28.157
8 -	1:19.511	0.494	83.76	11:54:47.668
9 -	1:19.644	0.627	83.62	11:56:07.312
10 -	1:19.671	0.654	83.59	11:57:26.983
11 -	1:19.209 (2)	0.192	84.08	11:58:46.192
12 -	1:19.454	0.437	83.82	12:00:05.646

P14 177 Mathew MANDIPIRA				
LAP	LAP TIME	DIFF	MPH	TIME OF DAY
1 -	1:31.094	12.164	73.11	11:45:30.821
2 -	1:20.709	1.779	82.51	11:46:51.531
3 -	1:20.468	1.538	82.76	11:48:11.999
4 -	1:18.930 (1)		84.37	11:49:30.929
5 -	1:19.423	0.493	83.85	11:50:50.352
6 -	1:19.065 (2)	0.135	84.23	11:52:09.417
7 -	1:19.111 (3)	0.181	84.18	11:53:28.528
8 -	1:19.536	0.606	83.73	11:54:48.064
9 -	1:19.426	0.496	83.85	11:56:07.490
10 -	1:19.640	0.710	83.62	11:57:27.130
11 -	1:19.306	0.376	83.97	11:58:46.436
12 -	1:19.391	0.461	83.88	12:00:05.827

P15 28 Lee WARREN				
LAP	LAP TIME	DIFF	MPH	TIME OF DAY
1 -	1:32.021	12.332	72.37	11:45:31.749
2 -	1:22.177	2.488	81.04	11:46:53.926
3 -	1:19.900 (3)	0.211	83.35	11:48:13.826
4 -	1:19.689 (1)		83.57	11:49:33.515
5 -	1:19.916	0.227	83.33	11:50:53.431
6 -	1:20.717	1.028	82.51	11:52:14.148
7 -	1:19.864 (2)	0.175	83.39	11:53:34.012
8 -	1:20.956	1.267	82.26	11:54:54.968
9 -	1:20.085	0.396	83.16	11:56:15.053
10 -	1:20.187	0.498	83.05	11:57:35.240
11 -	1:20.868	1.179	82.35	11:58:56.108
12 -	1:20.321	0.632	82.91	12:00:16.429

P16 771 Daniel WILLIAMS				
LAP	LAP TIME	DIFF	MPH	TIME OF DAY
1 -	1:33.034	13.903	71.58	11:45:32.762
2 -	1:22.424	3.293	80.80	11:46:55.186
3 -	1:19.131 (1)		84.16	11:48:14.317
4 -	1:19.492 (2)	0.361	83.78	11:49:33.809
5 -	1:19.977	0.846	83.27	11:50:53.786
6 -	1:20.945	1.814	82.27	11:52:14.731
7 -	1:20.207	1.076	83.03	11:53:34.938
8 -	1:20.642	1.511	82.58	11:54:55.580
9 -	1:20.487	1.356	82.74	11:56:16.067
10 -	1:19.692 (3)	0.561	83.57	11:57:35.759
11 -	1:20.683	1.552	82.54	11:58:56.442
12 -	1:20.368	1.237	82.86	12:00:16.810

750 Motor Club Hot Hatch

RACE 13 - LAP ANALYSIS

DIFF = Difference To Personal Best Lap

P17 4 Stephen HARRISON				
LAP	LAP TIME	DIFF	MPH	TIME OF DAY
1 -	1:34.051	14.697	70.81	11:45:33.779
2 -	1:21.906	2.552	81.31	11:46:55.685
3 -	1:19.382 (3)	0.028	83.89	11:48:15.067
4 -	1:19.369 (2)	0.015	83.91	11:49:34.436
5 -	1:20.420	1.066	82.81	11:50:54.856
6 -	1:20.401	1.047	82.83	11:52:15.257
7 -	1:20.295	0.941	82.94	11:53:35.552
8 -	1:20.741	1.387	82.48	11:54:56.293
9 -	1:19.916	0.562	83.33	11:56:16.209
10 -	1:21.228	1.874	81.99	11:57:37.437
11 -	1:19.354 (1)		83.92	11:58:56.791
12 -	1:20.431	1.077	82.80	12:00:17.222

P18 1 David DRINKWATER				
LAP	LAP TIME	DIFF	MPH	TIME OF DAY
1 -	1:31.220	11.305	73.01	11:45:30.948
2 -	1:21.982	2.067	81.23	11:46:52.930
3 -	1:19.915 (1)		83.33	11:48:12.845
4 -	1:20.300	0.385	82.93	11:49:33.145
5 -	1:21.852	1.937	81.36	11:50:54.997
6 -	1:21.320	1.405	81.89	11:52:16.317
7 -	1:20.505	0.590	82.72	11:53:36.822
8 -	1:20.286 (3)	0.371	82.95	11:54:57.108
9 -	1:20.258 (2)	0.343	82.98	11:56:17.366
10 -	1:20.705	0.790	82.52	11:57:38.071
11 -	1:20.322	0.407	82.91	11:58:58.393
12 -	1:21.087	1.172	82.13	12:00:19.480

P19 124 Paul DYRDAL				
LAP	LAP TIME	DIFF	MPH	TIME OF DAY
1 -	1:34.885	14.390	70.19	11:45:34.613
2 -	1:21.396	0.901	81.82	11:46:56.009
3 -	1:20.495 (1)		82.73	11:48:16.504
4 -	1:21.166 (2)	0.671	82.05	11:49:37.670
5 -	1:21.781	1.286	81.43	11:50:59.451
6 -	1:21.279	0.784	81.94	11:52:20.730
7 -	1:21.439	0.944	81.77	11:53:42.169
8 -	1:21.270 (3)	0.775	81.94	11:55:03.439
9 -	1:21.782	1.287	81.43	11:56:25.221
10 -	1:21.535	1.040	81.68	11:57:46.756
11 -	1:21.600	1.105	81.61	11:59:08.356
12 -	1:22.445	1.950	80.78	12:00:30.801

P20 20 Martyn PAGET				
LAP	LAP TIME	DIFF	MPH	TIME OF DAY
1 -	1:34.865	13.157	70.20	11:45:34.593
2 -	1:21.884 (2)	0.176	81.33	11:46:56.477
3 -	1:21.708 (1)		81.51	11:48:18.185
4 -	1:22.565	0.857	80.66	11:49:40.750
5 -	1:22.640	0.932	80.59	11:51:03.390
6 -	1:22.123 (3)	0.415	81.09	11:52:25.513
7 -	1:22.267	0.559	80.95	11:53:47.780
8 -	1:22.878	1.170	80.35	11:55:10.658
9 -	1:23.340	1.632	79.91	11:56:33.998
10 -	1:23.872	2.164	79.40	11:57:57.870
11 -	1:25.890	4.182	77.54	11:59:23.760

DIFF = Difference To Personal Best Lap

P21 148 Wayne SHACKLEFORD				
LAP	LAP TIME	DIFF	MPH	TIME OF DAY
1 -	1:37.347	13.837	68.41	11:45:37.075
2 -	1:24.221	0.711	79.07	11:47:01.296
3 -	1:25.460	1.950	77.93	11:48:26.756
4 -	1:23.789	0.279	79.48	11:49:50.545
5 -	1:23.633 (3)	0.123	79.63	11:51:14.178
6 -	1:23.510 (1)		79.75	11:52:37.688
7 -	1:23.543 (2)	0.033	79.71	11:54:01.231
8 -	1:23.658	0.148	79.61	11:55:24.889
9 -	1:25.720	2.210	77.69	11:56:50.609
10 -	1:27.261	3.751	76.32	11:58:17.870
11 -	1:25.009	1.499	78.34	11:59:42.879

P22 17 William BARTUP				
LAP	LAP TIME	DIFF	MPH	TIME OF DAY
1 -	1:37.640	14.193	68.20	11:45:37.368
2 -	1:24.633	1.186	78.69	11:47:02.001
3 -	1:25.606	2.159	77.79	11:48:27.607
4 -	1:23.532 (2)	0.085	79.73	11:49:51.139
5 -	1:23.656 (3)	0.209	79.61	11:51:14.795
6 -	1:23.766	0.319	79.50	11:52:38.561
7 -	1:23.447 (1)		79.81	11:54:02.008
8 -	1:23.738	0.291	79.53	11:55:25.746
9 -	1:25.347	1.900	78.03	11:56:51.093
10 -	1:27.106	3.659	76.45	11:58:18.199
11 -	1:24.926	1.479	78.42	11:59:43.125

P23 107 Steven WATSON				
LAP	LAP TIME	DIFF	MPH	TIME OF DAY
1 -	1:35.689	13.404	69.60	11:45:35.417
2 -	1:22.285 (1)		80.93	11:46:57.702
3 -	1:41.818	19.533	65.41	11:48:39.520
4 -	1:22.985	0.700	80.25	11:50:02.505
5 -	1:24.026	1.741	79.26	11:51:26.531
6 -	1:22.944 (2)	0.659	80.29	11:52:49.475
7 -	1:23.065	0.780	80.17	11:54:12.540
8 -	1:24.001	1.716	79.28	11:55:36.541
9 -	1:25.770	3.485	77.64	11:57:02.311
10 -	1:24.611	2.326	78.71	11:58:26.922
11 -	1:22.984 (3)	0.699	80.25	11:59:49.906

P24 55 David MEASDAY				
LAP	LAP TIME	DIFF	MPH	TIME OF DAY
1 -	1:38.566	14.837	67.56	11:45:38.294
2 -	1:25.318	1.589	78.06	11:47:03.612
3 -	1:25.353	1.624	78.02	11:48:28.965
4 -	1:24.273 (2)	0.544	79.02	11:49:53.238
5 -	1:25.016	1.287	78.33	11:51:18.254
6 -	1:25.708	1.979	77.70	11:52:43.962
7 -	1:25.781	2.052	77.63	11:54:09.743
8 -	1:24.914 (3)	1.185	78.43	11:55:34.657
9 -	1:28.073	4.344	75.61	11:57:02.730
10 -	1:25.526	1.797	77.87	11:58:28.256
11 -	1:23.729 (1)		79.54	11:59:51.985

P25 47 Charlie COLE				
LAP	LAP TIME	DIFF	MPH	TIME OF DAY
1 -	1:37.618	14.700	68.22	11:45:37.346
2 -	1:24.944	2.026	78.40	11:47:02.290
3 -	1:39.012	16.094	67.26	11:48:41.302

750 Motor Club Hot Hatch

RACE 13 - LAP ANALYSIS

DIFF = Difference To Personal Best Lap

4 -	1:22.918 (1)		80.32	11:50:04.220
5 -	1:23.341 (2)	0.423	79.91	11:51:27.561
6 -	1:24.649	1.731	78.67	11:52:52.210
7 -	1:23.733	0.815	79.53	11:54:15.943
8 -	1:27.633	4.715	75.99	11:55:43.576
9 -	1:25.144	2.226	78.22	11:57:08.720
10 -	1:23.505 (3)	0.587	79.75	11:58:32.225
11 -	1:23.589	0.671	79.67	11:59:55.814

P26 94 Mac MCCARTHY				
LAP	LAP TIME	DIFF	MPH	TIME OF DAY
1 -	1:38.326	14.281	67.73	11:45:38.054
2 -	1:28.100	4.055	75.59	11:47:06.154
3 -	1:28.406	4.361	75.33	11:48:34.560
4 -	1:27.026	2.981	76.52	11:50:01.586
5 -	1:25.735	1.690	77.68	11:51:27.321
6 -	1:24.340 (2)	0.295	78.96	11:52:51.661
7 -	1:24.045 (1)		79.24	11:54:15.706
8 -	1:27.616	3.571	76.01	11:55:43.322
9 -	1:26.748	2.703	76.77	11:57:10.070
10 -	1:24.889 (3)	0.844	78.45	11:58:34.959
11 -	1:27.699	3.654	75.94	12:00:02.658

P27 98 Paul WARREN				
LAP	LAP TIME	DIFF	MPH	TIME OF DAY
1 -	1:35.253	13.094	69.91	11:45:34.981
2 -	1:22.159 (1)		81.06	11:46:57.140
3 -	1:37.720	15.561	68.15	11:48:34.860
4 -	1:25.954	3.795	77.48	11:50:00.814
5 -	1:24.649 (2)	2.490	78.67	11:51:25.463
6 -	1:24.978 (3)	2.819	78.37	11:52:50.441
7 -	1:25.064	2.905	78.29	11:54:15.505
8 -	1:31.508	9.349	72.78	11:55:47.013
9 -	1:25.407	3.248	77.97	11:57:12.420
10 -	1:26.791	4.632	76.73	11:58:39.211
11 -	1:27.925	5.766	75.74	12:00:07.136

P28 14 Jared COULSON				
LAP	LAP TIME	DIFF	MPH	TIME OF DAY
1 -	1:29.269	9.495	74.60	11:45:28.997
2 -	1:21.429	1.655	81.78	11:46:50.426
3 -	1:21.768	1.994	81.45	11:48:12.194
4 -	1:19.774 (1)		83.48	11:49:31.968
5 -	1:20.847	1.073	82.37	11:50:52.815
6 -	1:21.569	1.795	81.64	11:52:14.384
7 -	1:20.150 (2)	0.376	83.09	11:53:34.534
8 -	1:20.657	0.883	82.57	11:54:55.191
9 -	1:20.588 (3)	0.814	82.64	11:56:15.779
10 -	1:50.836 P	31.062	60.08	11:58:06.615

750 Motor Club Hot Hatch

RACE 13 - LAP CHART

LAP 1 @ 11:45:23.095			LAP 2 @ 11:46:40.251			LAP 3 @ 11:47:56.824			LAP 4 @ 11:49:13.474			LAP 5 @ 11:50:30.939		
NO	BEHIND	LAP TIME	NO	BEHIND	LAP TIME	NO	BEHIND	LAP TIME	NO	BEHIND	LAP TIME	NO	BEHIND	LAP TIME
37		1:23.367	37		1:17.156	37		1:16.573	37		1:16.650	37		1:17.465
134	0.390	1:23.757	44	1.403	1:18.038	134	0.850	1:15.764	134	0.143	1:15.943	134	0.129	1:17.451
44	0.521	1:23.888	134	1.659	1:18.425	44	1.598	1:16.768	44	1.141	1:16.193	63	0.231	1:16.450
63	0.725	1:24.092	63	1.823	1:18.254	63	1.837	1:16.587	63	1.246	1:16.059	45	0.921	1:16.811
45	1.759	1:25.126	32	2.224	1:16.819	32	2.392	1:16.741	45	1.575	1:15.592	32	2.472	1:17.133
32	2.561	1:25.928	45	2.307	1:17.704	45	2.633	1:16.899	32	2.804	1:17.062	44	2.863	1:19.187
31	2.707	1:26.074	31	2.775	1:17.224	31	3.270	1:17.068	31	3.044	1:16.424	31	3.016	1:17.437
27	3.671	1:27.038	27	5.558	1:19.043	69	5.906	1:16.864	69	5.676	1:16.420	69	4.645	1:16.434
69	3.967	1:27.334	69	5.615	1:18.804	36	6.979	1:16.390	36	6.071	1:15.742	36	5.153	1:16.547
59	4.527	1:27.894	59	5.906	1:18.535	59	7.709	1:18.376	59	7.792	1:16.733	59	6.753	1:16.426
58	5.327	1:28.694	58	7.013	1:18.842	27	8.717	1:19.732	27	10.685	1:18.618	27	12.422	1:19.202
14	5.902	1:29.269	36	7.162	1:16.606	58	9.182	1:18.742	58	12.941	1:20.409	58	13.591	1:18.115
60	7.510	1:30.877	14	10.175	1:21.429	60	14.174	1:19.757	60	16.768	1:19.244	60	18.798	1:19.495
36	7.712	1:31.079	60	10.990	1:20.636	177	15.175	1:20.468	177	17.455	1:18.930	177	19.413	1:19.423
177	7.726	1:31.094	177	11.280	1:20.709	14	15.370	1:21.768	14	18.494	1:19.774	14	21.876	1:20.847
1	7.853	1:31.220	1	12.679	1:21.982	1	16.021	1:19.915	1	19.671	1:20.300	28	22.492	1:19.916
28	8.654	1:32.021	28	13.675	1:22.177	28	17.002	1:19.900	28	20.041	1:19.689	771	22.847	1:19.977
771	9.667	1:33.034	771	14.935	1:22.424	771	17.493	1:19.131	771	20.335	1:19.492	4	23.917	1:20.420
4	10.684	1:34.051	4	15.434	1:21.906	4	18.243	1:19.382	4	20.962	1:19.369	1	24.058	1:21.852
20	11.498	1:34.865	124	15.758	1:21.396	124	19.680	1:20.495	124	24.196	1:21.166	124	28.512	1:21.781
124	11.518	1:34.885	20	16.226	1:21.884	20	21.361	1:21.708	20	27.276	1:22.565	20	32.451	1:22.640
98	11.886	1:35.253	98	16.889	1:22.159	148	29.932	1:25.460	148	37.071	1:23.789	148	43.239	1:23.633
107	12.322	1:35.689	107	17.451	1:22.285	17	30.783	1:25.606	17	37.665	1:23.532	17	43.856	1:23.656
148	13.980	1:37.347	148	21.045	1:24.221	55	32.141	1:25.353	55	39.764	1:24.273	55	47.315	1:25.016
47	14.251	1:37.618	17	21.750	1:24.633	94	37.736	1:28.406	98	47.340	1:25.954	98	54.524	1:24.649
17	14.273	1:37.640	47	22.039	1:24.944	98	38.036	1:37.720	94	48.112	1:27.026	107	55.592	1:24.026
94	14.959	1:38.326	55	23.361	1:25.318	107	42.696	1:41.818	107	49.031	1:22.985	94	56.382	1:25.735
55	15.199	1:38.566	94	25.903	1:28.100	47	44.478	1:39.012	47	50.746	1:22.918	47	56.622	1:23.341

750 Motor Club Hot Hatch

RACE 13 - LAP CHART

LAP 6 @ 11:51:47.000			LAP 7 @ 11:53:03.578			LAP 8 @ 11:54:18.935			LAP 9 @ 11:55:34.846			LAP 10 @ 11:56:50.321		
NO	BEHIND	LAP TIME	NO	BEHIND	LAP TIME	NO	BEHIND	LAP TIME	NO	BEHIND	LAP TIME	NO	BEHIND	LAP TIME
37		1:16.061	63		1:16.120	63		1:15.357	134		1:15.478	134		1:15.475
63	0.458	1:16.288	134	0.509	1:16.462	134	0.433	1:15.281	63	0.812	1:16.723	148	1 Lap	1:25.720
134	0.625	1:16.557	37	1.470	1:18.048	37	1.997	1:15.884	107	1 Lap	1:24.001	17	1 Lap	1:25.347
45	1.151	1:16.291	45	1.801	1:17.228	45	2.345	1:15.901	37	3.410	1:17.324	63	0.795	1:15.458
44	3.455	1:16.653	44	3.465	1:16.588	44	4.323	1:16.215	45	3.734	1:17.300	37	4.268	1:16.333
31	4.528	1:17.573	31	4.024	1:16.074	36	5.411	1:15.774	36	6.697	1:17.197	45	5.994	1:17.735
36	5.607	1:16.515	36	4.994	1:15.965	31	5.653	1:16.986	44	6.931	1:18.519	36	7.393	1:16.171
32	6.055	1:19.644	69	5.951	1:16.322	69	7.399	1:16.805	31	7.433	1:17.691	44	8.461	1:17.005
69	6.207	1:17.623	32	6.997	1:17.520	32	8.541	1:16.901	94	1 Lap	1:27.616	31	8.809	1:16.851
59	7.085	1:16.393	59	7.339	1:16.832	59	8.852	1:16.870	47	1 Lap	1:27.633	107	1 Lap	1:25.770
27	15.203	1:18.842	27	17.467	1:18.842	27	21.491	1:19.381	69	10.175	1:18.687	55	1 Lap	1:28.073
58	15.664	1:18.134	58	19.878	1:20.792	58	25.643	1:21.122	32	10.440	1:17.810	32	12.759	1:17.794
60	21.754	1:19.017	60	24.579	1:19.403	60	28.733	1:19.511	59	10.812	1:17.871	69	15.348	1:20.648
177	22.417	1:19.065	177	24.950	1:19.111	177	29.129	1:19.536	98	1 Lap	1:31.508	59	15.450	1:20.113
28	27.148	1:20.717	28	30.434	1:19.864	28	36.033	1:20.956	27	24.864	1:19.284	47	1 Lap	1:25.144
14	27.384	1:21.569	14	30.956	1:20.150	14	36.256	1:20.657	58	28.241	1:18.509	94	1 Lap	1:26.748
771	27.731	1:20.945	771	31.360	1:20.207	771	36.645	1:20.642	60	32.466	1:19.644	98	1 Lap	1:25.407
4	28.257	1:20.401	4	31.974	1:20.295	4	37.358	1:20.741	177	32.644	1:19.426	27	28.518	1:19.129
1	29.317	1:21.320	1	33.244	1:20.505	1	38.173	1:20.286	28	40.207	1:20.085	58	31.359	1:18.593
124	33.730	1:21.279	124	38.591	1:21.439	124	44.504	1:21.270	14	40.933	1:20.588	60	36.662	1:19.671
20	38.513	1:22.123	20	44.202	1:22.267	20	51.723	1:22.878	771	41.221	1:20.487	177	36.809	1:19.640
148	50.688	1:23.510	148	57.653	1:23.543	148	1:05.954	1:23.658	4	41.363	1:19.916	28	44.919	1:20.187
17	51.561	1:23.766	17	58.430	1:23.447	17	1:06.811	1:23.738	1	42.520	1:20.258	771	45.438	1:19.692
55	56.962	1:25.708	55	1:06.165	1:25.781	55	1:15.722	1:24.914	124	50.375	1:21.782	4	47.116	1:21.228
107	1:02.475	1:22.944	107	1:08.962	1:23.065				20	59.152	1:23.340	1	47.750	1:20.705
98	1:03.441	1:24.978	98	1:11.927	1:25.064							124	56.435	1:21.535
94	1:04.661	1:24.340	94	1:12.128	1:24.045							20	1:07.549	1:23.872
47	1:05.210	1:24.649	47	1:12.365	1:23.733									

750 Motor Club Hot Hatch

RACE 13 - LAP CHART

LAP 11 @ 11:58:05.943			LAP 12 @ 11:59:21.434		
NO	BEHIND	LAP TIME	NO	BEHIND	LAP TIME
134		1:15.622	134		1:15.491
14	1 Lap	1:50.836 P	63	0.975	1:15.723
63	0.743	1:15.570	20	1 Lap	1:25.890
37	5.728	1:17.082	45	6.826	1:16.001
45	6.316	1:15.944	37	7.921	1:17.684
36	7.868	1:16.097	36	9.043	1:16.666
44	10.436	1:17.597	44	11.701	1:16.756
31	10.803	1:17.616	31	13.535	1:18.223
148	1 Lap	1:27.261	32	18.587	1:19.190
17	1 Lap	1:27.106	148	1 Lap	1:25.009
32	14.888	1:17.751	17	1 Lap	1:24.926
59	20.346	1:20.518	59	22.124	1:17.269
107	1 Lap	1:24.611	107	1 Lap	1:22.984
55	1 Lap	1:25.526	55	1 Lap	1:23.729
69	25.979	1:26.253	47	1 Lap	1:23.589
47	1 Lap	1:23.505	27	38.456	1:21.754
94	1 Lap	1:24.889	69	41.221	1:30.733
27	32.193	1:19.297	94	1 Lap	1:27.699
98	1 Lap	1:26.791	58	42.878	1:19.725
58	38.644	1:22.907	60	44.212	1:19.454
60	40.249	1:19.209	177	44.393	1:19.391
177	40.493	1:19.306	98	1 Lap	1:27.925
28	50.165	1:20.868	28	54.995	1:20.321
771	50.499	1:20.683	771	55.376	1:20.368
4	50.848	1:19.354	4	55.788	1:20.431
1	52.450	1:20.322	1	58.046	1:21.087
124	1:02.413	1:21.600	124	1:09.367	1:22.445

750 Motor Club Hot Hatch

RACE 13 - STATISTICS

Competitors Started 28
Planned Start 2022-06-12 @ 11:50:00.000
Actual Start 2022-06-12 @ 11:43:59.727
Finish Time 2022-06-12 @ 11:59:21.164
Track Length 1.8500mi.
Total Laps 326
Total Distance Covered 603.1027mi.

Session Fastest Lap History

NO	CL	NAME	LAP TIME	TIME OF DAY	LAP	VEHICLE
37	A	Kris MCCLOY	1:23.367	11:45:23.092	1	Honda Civic
37	A	Kris MCCLOY	1:17.156	11:46:40.249	2	Honda Civic
32	A	Mervyn BECKETT	1:16.819	11:46:42.476	2	Honda Civic Type R
36	A	Ryan POLLEY	1:16.606	11:46:47.411	2	Honda Civic Type R
37	A	Kris MCCLOY	1:16.573	11:47:56.823	3	Honda Civic
134	A	Will SELF	1:15.764	11:47:57.681	3	Peugeot 205
45	A	Dan BROWN	1:15.592	11:49:15.050	4	Honda Civic
63	A	Philip WRIGHT	1:15.357	11:54:18.934	8	Honda Civic Type R
134	A	Will SELF	1:15.281	11:54:19.375	8	Peugeot 205

Session Leader History

NO	CL	NAME	FROM LAP	LAPS LED	DISTANCE	VEHICLE
37	A	Kris MCCLOY	1	6	11.10 miles	Honda Civic
63	A	Philip WRIGHT	7	2	3.70 miles	Honda Civic Type R
134	A	Will SELF	9	4	7.40 miles	Peugeot 205

Flag History

TYPE	TIME OF DAY
GREEN	11:43:59.727
FINISH	11:59:21.164

Flag Statistics

TYPE	COUNT	TOTAL LAPS	TOTAL TIME
Green	1	12	19:03.019
Red	0	0	0.000
Safety Car	0	0	0.000
FCY	0	0	0.000

750 Motor Club Hot Hatch

RACE 13 - STATISTICS

CLASS : C

9 Starters

Fastest Lap History

NO	NAME	LAP TIME	TIME OF DAY	LAP	VEHICLE
1	David DRINKWATER	1:31.220	11:45:30.948	1	BMW Compact
1	David DRINKWATER	1:21.982	11:46:52.929	2	BMW Compact
124	Paul DYRDAL	1:21.396	11:46:56.027	2	Citroen Saxo VTR
1	David DRINKWATER	1:19.915	11:48:12.844	3	BMW Compact

Leader History

NO	NAME	FROM LAP	LAPS LED	DISTANCE	VEHICLE
1	David DRINKWATER	1	12	22.20 miles	BMW Compact

750 Motor Club Hot Hatch

RACE 13 - STATISTICS

CLASS : B

5 Starters

Fastest Lap History

NO	NAME	LAP TIME	TIME OF DAY	LAP	VEHICLE
58	Paul JARVIS	1:28.694	11:45:28.425	1	Citroen Saxo VTS
58	Paul JARVIS	1:18.842	11:46:47.267	2	Citroen Saxo VTS
58	Paul JARVIS	1:18.742	11:48:06.009	3	Citroen Saxo VTS
58	Paul JARVIS	1:18.115	11:50:44.532	5	Citroen Saxo VTS

Leader History

NO	NAME	FROM LAP	LAPS LED	DISTANCE	VEHICLE
58	Paul JARVIS	1	12	22.20 miles	Citroen Saxo VTS

750 Motor Club Hot Hatch

RACE 13 - STATISTICS

CLASS : A

14 Starters

Fastest Lap History

NO	NAME	LAP TIME	TIME OF DAY	LAP	VEHICLE
37	Kris MCCLOY	1:23.367	11:45:23.092	1	Honda Civic
37	Kris MCCLOY	1:17.156	11:46:40.249	2	Honda Civic
32	Mervyn BECKETT	1:16.819	11:46:42.476	2	Honda Civic Type R
36	Ryan POLLEY	1:16.606	11:46:47.411	2	Honda Civic Type R
37	Kris MCCLOY	1:16.573	11:47:56.823	3	Honda Civic
134	Will SELF	1:15.764	11:47:57.681	3	Peugeot 205
45	Dan BROWN	1:15.592	11:49:15.050	4	Honda Civic
63	Philip WRIGHT	1:15.357	11:54:18.934	8	Honda Civic Type R
134	Will SELF	1:15.281	11:54:19.375	8	Peugeot 205

Leader History

NO	NAME	FROM LAP	LAPS LED	DISTANCE	VEHICLE
37	Kris MCCLOY	1	6	11.10 miles	Honda Civic
63	Philip WRIGHT	7	2	3.70 miles	Honda Civic Type R
134	Will SELF	9	4	7.40 miles	Peugeot 205

750 Motor Club Hot Hatch

RACE 19 - CLASSIFICATION - AMENDED

POS	NO	CL	PIC NAME	ENTRY	LAPS	TIME	GAP	DIFF	MPH	BEST	ON
1	36	A	1 Ryan POLLEY	Honda Civic Type R	12	15:19.037			86.96	1:15.523	7
2	134	A	2 Will SELF	Peugeot 205	12	15:19.380	0.343	0.343	86.92	1:15.284	7
3	63	A	3 Philip WRIGHT	Honda Civic Type R	12	15:21.820	2.783	2.440	86.69	1:15.481	4
4	31	A	4 William MURFIN	Honda Civic	12	15:26.843	7.806	5.023	86.22	1:16.242	8
5	37	A	5 Kris MCCLOY	Honda Civic	12	15:27.057	8.020	0.214	86.20	1:16.082	5
6	45	A	6 Dan BROWN	Honda Civic	12	15:28.632	9.595	1.575	86.06	1:16.225	5
7	44	A	7 Trevor GREGORY	Honda Civic Type R	12	15:37.143	18.106	8.511	85.28	1:16.346	3
8	69	A	8 Joe BOWER	Honda Civic	12	15:38.745	19.708	1.602	85.13	1:16.444	9
9	32	A	9 Mervyn BECKETT	Honda Civic Type R	12	15:40.359	21.322	1.614	84.98	1:16.627	2
10	59	A	10 Daniel MCKAY	Ford Fiesta RS 1600	12	15:55.459	36.422	15.100	83.64	1:16.786	5
11	27	A	11 Scott SMITH	Honda Civic Type R	12	16:02.879	43.842	7.420	83.00	1:18.344	4
12	58	B	1 Paul JARVIS	Citroen Saxo VTS	12	16:03.780	44.743	0.901	82.92	1:18.248	5
13	177	B	2 Mathew MANDIPIRA	Renault Clio 197	12	16:06.154	47.117	2.374	82.72	1:18.449	4
14	771	A	12 Daniel WILLIAMS	Ford Fiesta ST	12	16:06.473	47.436	0.319	82.69	1:18.701	7
15	4	B	3 Stephen HARRISON	Renault Clio	12	16:11.588	52.551	5.115	82.25	1:19.300	4
16	28	A	13 Lee WARREN	Ford Ka	12	16:22.124	1:03.087	10.536	81.37	1:19.645	4
17	1	C	1 David DRINKWATER	BMW Compact	12	16:27.049	1:08.012	4.925	80.96	1:20.217	7
18	124	C	2 Paul DYRDAL	Citroen Saxo VTR	12	16:36.810	1:17.773	9.761	80.17	1:20.560	4
19	20	C	3 Martyn PAGET	Citroen Saxo	11	15:28.798	1 Lap	1 Lap	78.87	1:21.896	2
20	148	C	4 Wayne SHACKLEFORD	Citroen Saxo VTR	11	15:35.848	1 Lap	7.050	78.28	1:23.445	9
21	55	C	5 David MEASDAY	Vauxhall Corsa	11	15:50.053	1 Lap	14.205	77.11	1:24.259	2
22	47	C	6 Charlie COLE	BMW Compact	11	15:50.632	1 Lap	0.579	77.06	1:23.830	2
23	107	B	4 Steven WATSON	Renault Clio RS200	11	15:51.058	1 Lap	0.426	77.03	1:24.015	2
24	94	C	7 Mac MCCARTHY	Ford Fiesta ST	11	15:51.860	1 Lap	0.802	76.96	1:24.238	2
25	17	C	8 William BARTUP	Citroen Saxo VTR	11	15:52.186	1 Lap	0.326	76.93	1:24.040	2

NOT CLASSIFIED

DNF	98	C	Paul WARREN	BMW Compact	9	13:18.696	3 Laps	2 Laps	75.04	1:24.210	2
DNF	60	A	Stephen LANGTON	Honda Civic Type R	7	10:30.615	5 Laps	2 Laps	73.92	1:18.587	6
DNF	65*	A	Ben MORTON	Honda Integra Type R	6	8:05.893	6 Laps	1 Lap	82.24	1:17.732	3

NOT STARTED

NS	14	B	Jared COULSON	Renault Clio
NS	525	B	David KNIGHT	Honda Civic
NS	116	C	Harry GREENHILL	Citroen Saxo VTS

FASTEST LAP

134	A	Will SELF	Peugeot 205	7	1:15.284	88.46 mph	142.37 kph
58	B	Paul JARVIS	Citroen Saxo VTS	5	1:18.248	85.11 mph	136.97 kph
1	C	David DRINKWATER	BMW Compact	7	1:20.217	83.02 mph	133.61 kph

*Car No 65 - 5 place Grid Penalty to be served at next round & 3 penalty points - Q12.21.4 - Causing a collision.

Race Distance: 12 Laps / 22.20 miles

Castle Combe: 1.8500 miles

Weather / Track : Bright / Dry

These results are provisional until the conclusion of any judicial and technical matters.

Date: 12/06/2022 Start: 15:45 Finish: 16:00

Clerk Of Course : Bob Honeysett

Stewards :

Timekeeper : Peter Knight

750 Motor Club Hot Hatch

RACE 19 - CLASSIFICATION

POS	NO	CL	PIC NAME	ENTRY	LAPS	TIME	GAP	DIFF	MPH	BEST	ON
1	36	A	1 Ryan POLLEY	Honda Civic Type R	12	15:19.037			86.96	1:15.523	7
2	134	A	2 Will SELF	Peugeot 205	12	15:19.380	0.343	0.343	86.92	1:15.284	7
3	31	A	3 William MURFIN	Honda Civic	12	15:26.843	7.806	7.463	86.22	1:16.242	8
4	37	A	4 Kris MCCLOY	Honda Civic	12	15:27.057	8.020	0.214	86.20	1:16.082	5
5	45	A	5 Dan BROWN	Honda Civic	12	15:28.632	9.595	1.575	86.06	1:16.225	5
6	44	A	6 Trevor GREGORY	Honda Civic Type R	12	15:37.143	18.106	8.511	85.28	1:16.346	3
7	69	A	7 Joe BOWER	Honda Civic	12	15:38.745	19.708	1.602	85.13	1:16.444	9
8	32	A	8 Mervyn BECKETT	Honda Civic Type R	12	15:40.359	21.322	1.614	84.98	1:16.627	2
9	59	A	9 Daniel MCKAY	Ford Fiesta RS 1600	12	15:55.459	36.422	15.100	83.64	1:16.786	5
10	27	A	10 Scott SMITH	Honda Civic Type R	12	16:02.879	43.842	7.420	83.00	1:18.344	4
11	58	B	1 Paul JARVIS	Citroen Saxo VTS	12	16:03.780	44.743	0.901	82.92	1:18.248	5
12	177	B	2 Mathew MANDIPIRA	Renault Clio 197	12	16:06.154	47.117	2.374	82.72	1:18.449	4
13	771	A	11 Daniel WILLIAMS	Ford Fiesta ST	12	16:06.473	47.436	0.319	82.69	1:18.701	7
14	4	B	3 Stephen HARRISON	Renault Clio	12	16:11.588	52.551	5.115	82.25	1:19.300	4
15	28	A	12 Lee WARREN	Ford Ka	12	16:22.124	1:03.087	10.536	81.37	1:19.645	4
16	1	C	1 David DRINKWATER	BMW Compact	12	16:27.049	1:08.012	4.925	80.96	1:20.217	7
17	124	C	2 Paul DYRDAL	Citroen Saxo VTR	12	16:36.810	1:17.773	9.761	80.17	1:20.560	4
18	63	A	13 Philip WRIGHT	Honda Civic Type R	11	15:21.820	1 Lap	1 Lap	79.47	1:15.481	3
19	20	C	3 Martyn PAGET	Citroen Saxo	11	15:28.798	1 Lap	6.978	78.87	1:21.896	2
20	148	C	4 Wayne SHACKLEFORD	Citroen Saxo VTR	11	15:35.848	1 Lap	7.050	78.28	1:23.445	9
21	55	C	5 David MEASDAY	Vauxhall Corsa	11	15:50.053	1 Lap	14.205	77.11	1:24.259	2
22	47	C	6 Charlie COLE	BMW Compact	11	15:50.632	1 Lap	0.579	77.06	1:23.830	2
23	107	B	4 Steven WATSON	Renault Clio RS200	11	15:51.058	1 Lap	0.426	77.03	1:24.015	2
24	94	C	7 Mac MCCARTHY	Ford Fiesta ST	11	15:51.860	1 Lap	0.802	76.96	1:24.238	2
25	17	C	8 William BARTUP	Citroen Saxo VTR	11	15:52.186	1 Lap	0.326	76.93	1:24.040	2

NOT CLASSIFIED

DNF	98	C	Paul WARREN	BMW Compact	9	13:18.696	3 Laps	2 Laps	75.04	1:24.210	2
DNF	60	A	Stephen LANGTON	Honda Civic Type R	7	10:30.615	5 Laps	2 Laps	73.92	1:18.587	6
DNF	65	A	Ben MORTON	Honda Integra Type R	6	8:05.893	6 Laps	1 Lap	82.24	1:17.732	3

NOT STARTED

NS	14	B	Jared COULSON	Renault Clio
NS	525	B	David KNIGHT	Honda Civic
NS	116	C	Harry GREENHILL	Citroen Saxo VTS

FASTEST LAP

134	A	Will SELF	Peugeot 205	7	1:15.284	88.46 mph	142.37 kph
58	B	Paul JARVIS	Citroen Saxo VTS	5	1:18.248	85.11 mph	136.97 kph
1	C	David DRINKWATER	BMW Compact	7	1:20.217	83.02 mph	133.61 kph

Race Distance: 12 Laps / 22.20 miles

Castle Combe: 1.8500 miles

Weather / Track : Bright / Dry

These results are provisional until the conclusion of any judicial and technical matters.

Date: 12/06/2022 Start: 15:45 Finish: 16:00

Clerk Of Course : Bob Honeysett

Stewards :

Timekeeper : Peter Knight

750 Motor Club Hot Hatch

RACE 19 - LAP ANALYSIS

DIFF = Difference To Personal Best Lap

P1 36 Ryan POLLEY				
LAP	LAP TIME	DIFF	MPH	TIME OF DAY
1 -	1:23.157	7.634	80.08	15:46:27.973
2 -	1:15.647 (3)	0.124	88.04	15:47:43.620
3 -	1:15.977	0.454	87.65	15:48:59.597
4 -	1:15.906	0.383	87.74	15:50:15.503
5 -	1:15.913	0.390	87.73	15:51:31.416
6 -	1:15.667	0.144	88.01	15:52:47.083
7 -	1:15.523 (1)		88.18	15:54:02.606
8 -	1:15.526 (2)	0.003	88.18	15:55:18.132
9 -	1:17.952	2.429	85.43	15:56:36.084
10 -	1:16.054	0.531	87.56	15:57:52.138
11 -	1:15.815	0.292	87.84	15:59:07.953
12 -	1:15.900	0.377	87.74	16:00:23.853

P2 134 Will SELF				
LAP	LAP TIME	DIFF	MPH	TIME OF DAY
1 -	1:22.092	6.808	81.12	15:46:26.908
2 -	1:16.232	0.948	87.36	15:47:43.140
3 -	1:16.120	0.836	87.49	15:48:59.260
4 -	1:15.999	0.715	87.63	15:50:15.259
5 -	1:16.571	1.287	86.97	15:51:31.830
6 -	1:15.640 (3)	0.356	88.04	15:52:47.470
7 -	1:15.284 (1)		88.46	15:54:02.754
8 -	1:15.639 (2)	0.355	88.05	15:55:18.393
9 -	1:18.043	2.759	85.33	15:56:36.436
10 -	1:15.914	0.630	87.73	15:57:52.350
11 -	1:16.161	0.877	87.44	15:59:08.511
12 -	1:15.685	0.401	87.99	16:00:24.196

P3 31 William MURFIN				
LAP	LAP TIME	DIFF	MPH	TIME OF DAY
1 -	1:23.041	6.799	80.20	15:46:27.857
2 -	1:16.642	0.400	86.89	15:47:44.499
3 -	1:17.082	0.840	86.40	15:49:01.581
4 -	1:16.327 (2)	0.085	87.25	15:50:17.908
5 -	1:16.352 (3)	0.110	87.22	15:51:34.260
6 -	1:16.490	0.248	87.07	15:52:50.750
7 -	1:16.409	0.167	87.16	15:54:07.159
8 -	1:16.242 (1)		87.35	15:55:23.401
9 -	1:16.801	0.559	86.71	15:56:40.202
10 -	1:17.111	0.869	86.36	15:57:57.313
11 -	1:17.334	1.092	86.12	15:59:14.647
12 -	1:17.012	0.770	86.48	16:00:31.659

P4 37 Kris MCCLOY				
LAP	LAP TIME	DIFF	MPH	TIME OF DAY
1 -	1:24.328	8.246	78.97	15:46:29.144
2 -	1:16.376	0.294	87.20	15:47:45.520
3 -	1:16.391	0.309	87.18	15:49:01.911
4 -	1:16.664	0.582	86.87	15:50:18.575
5 -	1:16.082 (1)		87.53	15:51:34.657
6 -	1:16.354	0.272	87.22	15:52:51.011
7 -	1:16.392	0.310	87.18	15:54:07.403
8 -	1:16.306 (3)	0.224	87.28	15:55:23.709
9 -	1:17.068	0.986	86.41	15:56:40.777
10 -	1:17.959	1.877	85.42	15:57:58.736
11 -	1:16.084 (2)	0.002	87.53	15:59:14.820
12 -	1:17.053	0.971	86.43	16:00:31.873

DIFF = Difference To Personal Best Lap

P5 45 Dan BROWN				
LAP	LAP TIME	DIFF	MPH	TIME OF DAY
1 -	1:24.665	8.440	78.66	15:46:29.481
2 -	1:16.713	0.488	86.81	15:47:46.194
3 -	1:16.433	0.208	87.13	15:49:02.627
4 -	1:16.356	0.131	87.22	15:50:18.983
5 -	1:16.225 (1)		87.37	15:51:35.208
6 -	1:16.283 (3)	0.058	87.30	15:52:51.491
7 -	1:16.345	0.120	87.23	15:54:07.836
8 -	1:16.256 (2)	0.031	87.33	15:55:24.092
9 -	1:17.005	0.780	86.48	15:56:41.097
10 -	1:18.404	2.179	84.94	15:57:59.501
11 -	1:17.033	0.808	86.45	15:59:16.534
12 -	1:16.914	0.689	86.59	16:00:33.448

P6 44 Trevor GREGORY				
LAP	LAP TIME	DIFF	MPH	TIME OF DAY
1 -	1:25.395	9.049	77.99	15:46:30.211
2 -	1:16.695	0.349	86.83	15:47:46.906
3 -	1:16.346 (1)		87.23	15:49:03.252
4 -	1:16.420 (2)	0.074	87.15	15:50:19.672
5 -	1:16.463 (3)	0.117	87.10	15:51:36.135
6 -	1:20.050	3.704	83.19	15:52:56.185
7 -	1:16.998	0.652	86.49	15:54:13.183
8 -	1:17.077	0.731	86.40	15:55:30.260
9 -	1:17.554	1.208	85.87	15:56:47.814
10 -	1:18.380	2.034	84.97	15:58:06.194
11 -	1:18.415	2.069	84.93	15:59:24.609
12 -	1:17.350	1.004	86.10	16:00:41.959

P7 69 Joe BOWER				
LAP	LAP TIME	DIFF	MPH	TIME OF DAY
1 -	1:26.861	10.417	76.67	15:46:31.677
2 -	1:17.679	1.235	85.73	15:47:49.356
3 -	1:17.316	0.872	86.14	15:49:06.672
4 -	1:16.478 (2)	0.034	87.08	15:50:23.150
5 -	1:17.238	0.794	86.22	15:51:40.388
6 -	1:17.471	1.027	85.96	15:52:57.859
7 -	1:17.003	0.559	86.49	15:54:14.862
8 -	1:16.857 (3)	0.413	86.65	15:55:31.719
9 -	1:16.444 (1)		87.12	15:56:48.163
10 -	1:18.370	1.926	84.98	15:58:06.533
11 -	1:19.516	3.072	83.75	15:59:26.049
12 -	1:17.512	1.068	85.92	16:00:43.561

P8 32 Mervyn BECKETT				
LAP	LAP TIME	DIFF	MPH	TIME OF DAY
1 -	1:26.176	9.549	77.28	15:46:30.992
2 -	1:16.627 (1)		86.91	15:47:47.619
3 -	1:17.303	0.676	86.15	15:49:04.922
4 -	1:17.835	1.208	85.56	15:50:22.757
5 -	1:17.360	0.733	86.09	15:51:40.117
6 -	1:17.441	0.814	86.00	15:52:57.558
7 -	1:18.678	2.051	84.64	15:54:16.236
8 -	1:16.859 (2)	0.232	86.65	15:55:33.095
9 -	1:17.859	1.232	85.53	15:56:50.954
10 -	1:17.349	0.722	86.10	15:58:08.303
11 -	1:19.905	3.278	83.34	15:59:28.208
12 -	1:16.967 (3)	0.340	86.53	16:00:45.175

750 Motor Club Hot Hatch

RACE 19 - LAP ANALYSIS

DIFF = Difference To Personal Best Lap

P9 59 Daniel MCKAY				
LAP	LAP TIME	DIFF	MPH	TIME OF DAY
1 -	1:28.420	11.634	75.32	15:46:33.236
2 -	1:19.579	2.793	83.69	15:47:52.815
3 -	1:17.983 (3)	1.197	85.40	15:49:10.798
4 -	1:17.121 (2)	0.335	86.35	15:50:27.919
5 -	1:16.786 (1)		86.73	15:51:44.705
6 -	1:20.188	3.402	83.05	15:53:04.893
7 -	1:19.703	2.917	83.56	15:54:24.596
8 -	1:19.377	2.591	83.90	15:55:43.973
9 -	1:20.813	4.027	82.41	15:57:04.786
10 -	1:18.487	1.701	84.85	15:58:23.273
11 -	1:18.465	1.679	84.87	15:59:41.738
12 -	1:18.537	1.751	84.80	16:01:00.275

P10 27 Scott SMITH				
LAP	LAP TIME	DIFF	MPH	TIME OF DAY
1 -	1:28.055	9.711	75.63	15:46:32.871
2 -	1:19.615	1.271	83.65	15:47:52.486
3 -	1:19.930	1.586	83.32	15:49:12.416
4 -	1:18.344 (1)		85.01	15:50:30.760
5 -	1:19.002 (2)	0.658	84.30	15:51:49.762
6 -	1:20.013	1.669	83.23	15:53:09.775
7 -	1:20.407	2.063	82.82	15:54:30.182
8 -	1:19.320	0.976	83.96	15:55:49.502
9 -	1:19.606	1.262	83.66	15:57:09.108
10 -	1:19.600	1.256	83.66	15:58:28.708
11 -	1:19.763	1.419	83.49	15:59:48.471
12 -	1:19.224 (3)	0.880	84.06	16:01:07.695

P11 58 Paul JARVIS				
LAP	LAP TIME	DIFF	MPH	TIME OF DAY
1 -	1:28.943	10.695	74.87	15:46:33.759
2 -	1:19.435	1.187	83.84	15:47:53.194
3 -	1:19.874	1.626	83.38	15:49:13.068
4 -	1:18.816 (2)	0.568	84.50	15:50:31.884
5 -	1:18.248 (1)		85.11	15:51:50.132
6 -	1:19.836	1.588	83.42	15:53:09.968
7 -	1:20.969	2.721	82.25	15:54:30.937
8 -	1:19.649	1.401	83.61	15:55:50.586
9 -	1:19.112 (3)	0.864	84.18	15:57:09.698
10 -	1:19.713	1.465	83.55	15:58:29.411
11 -	1:19.388	1.140	83.89	15:59:48.799
12 -	1:19.797	1.549	83.46	16:01:08.596

P12 177 Mathew MANDIPIRA				
LAP	LAP TIME	DIFF	MPH	TIME OF DAY
1 -	1:29.155	10.706	74.70	15:46:33.971
2 -	1:19.513	1.064	83.76	15:47:53.484
3 -	1:19.348	0.899	83.93	15:49:12.832
4 -	1:18.449 (1)		84.89	15:50:31.281
5 -	1:18.703 (2)	0.254	84.62	15:51:49.984
6 -	1:19.721	1.272	83.54	15:53:09.705
7 -	1:20.938	2.489	82.28	15:54:30.643
8 -	1:19.122 (3)	0.673	84.17	15:55:49.765
9 -	1:19.686	1.237	83.57	15:57:09.451
10 -	1:21.090	2.641	82.13	15:58:30.541
11 -	1:19.456	1.007	83.82	15:59:49.997
12 -	1:20.973	2.524	82.25	16:01:10.970

DIFF = Difference To Personal Best Lap

P13 771 Daniel WILLIAMS				
LAP	LAP TIME	DIFF	MPH	TIME OF DAY
1 -	1:31.501	12.800	72.78	15:46:36.317
2 -	1:21.053	2.352	82.16	15:47:57.370
3 -	1:20.336	1.635	82.90	15:49:17.706
4 -	1:19.396	0.695	83.88	15:50:37.102
5 -	1:19.114 (3)	0.413	84.18	15:51:56.216
6 -	1:19.148	0.447	84.14	15:53:15.364
7 -	1:18.701 (1)		84.62	15:54:34.065
8 -	1:20.357	1.656	82.88	15:55:54.422
9 -	1:19.251	0.550	84.03	15:57:13.673
10 -	1:19.324	0.623	83.95	15:58:32.997
11 -	1:19.287	0.586	83.99	15:59:52.284
12 -	1:19.005 (2)	0.304	84.29	16:01:11.289

P14 4 Stephen HARRISON				
LAP	LAP TIME	DIFF	MPH	TIME OF DAY
1 -	1:30.431	11.131	73.64	15:46:35.247
2 -	1:19.711 (2)	0.411	83.55	15:47:54.958
3 -	1:20.278	0.978	82.96	15:49:15.236
4 -	1:19.300 (1)		83.98	15:50:34.536
5 -	1:19.823 (3)	0.523	83.43	15:51:54.359
6 -	1:21.654	2.354	81.56	15:53:16.013
7 -	1:19.952	0.652	83.30	15:54:35.965
8 -	1:20.007	0.707	83.24	15:55:55.972
9 -	1:20.008	0.708	83.24	15:57:15.980
10 -	1:20.234	0.934	83.00	15:58:36.214
11 -	1:20.322	1.022	82.91	15:59:56.536
12 -	1:19.868	0.568	83.38	16:01:16.404

P15 28 Lee WARREN				
LAP	LAP TIME	DIFF	MPH	TIME OF DAY
1 -	1:30.995	11.350	73.19	15:46:35.811
2 -	1:20.849	1.204	82.37	15:47:56.660
3 -	1:20.326	0.681	82.91	15:49:16.986
4 -	1:19.645 (1)		83.62	15:50:36.631
5 -	1:21.307	1.662	81.91	15:51:57.938
6 -	1:20.139	0.494	83.10	15:53:18.077
7 -	1:19.827 (3)	0.182	83.43	15:54:37.904
8 -	1:20.635	0.990	82.59	15:55:58.539
9 -	1:19.802 (2)	0.157	83.45	15:57:18.341
10 -	1:19.929	0.284	83.32	15:58:38.270
11 -	1:22.144	2.499	81.07	16:00:00.414
12 -	1:26.526	6.881	76.97	16:01:26.940

P16 1 David DRINKWATER				
LAP	LAP TIME	DIFF	MPH	TIME OF DAY
1 -	1:32.129	11.912	72.28	15:46:36.945
2 -	1:21.323	1.106	81.89	15:47:58.268
3 -	1:20.724	0.507	82.50	15:49:18.992
4 -	1:20.643 (3)	0.426	82.58	15:50:39.635
5 -	1:20.742	0.525	82.48	15:52:00.377
6 -	1:20.544 (2)	0.327	82.68	15:53:20.921
7 -	1:20.217 (1)		83.02	15:54:41.138
8 -	1:20.923	0.706	82.30	15:56:02.061
9 -	1:21.373	1.156	81.84	15:57:23.434
10 -	1:21.888	1.671	81.33	15:58:45.322
11 -	1:22.449	2.232	80.77	16:00:07.771
12 -	1:24.094	3.877	79.19	16:01:31.865

750 Motor Club Hot Hatch

RACE 19 - LAP ANALYSIS

DIFF = Difference To Personal Best Lap

P17 124 Paul DYRDAL				
LAP	LAP TIME	DIFF	MPH	TIME OF DAY
1 -	1:33.761	13.201	71.03	15:46:38.577
2 -	1:21.448 (3)	0.888	81.77	15:48:00.025
3 -	1:21.330 (2)	0.770	81.88	15:49:21.355
4 -	1:20.560 (1)		82.67	15:50:41.915
5 -	1:21.718	1.158	81.50	15:52:03.633
6 -	1:21.848	1.288	81.37	15:53:25.481
7 -	1:21.865	1.305	81.35	15:54:47.346
8 -	1:22.869	2.309	80.36	15:56:10.215
9 -	1:22.625	2.065	80.60	15:57:32.840
10 -	1:22.240	1.680	80.98	15:58:55.080
11 -	1:22.495	1.935	80.73	16:00:17.575
12 -	1:24.051	3.491	79.23	16:01:41.626

P18 63 Philip WRIGHT				
LAP	LAP TIME	DIFF	MPH	TIME OF DAY
1 -	2:39.932	1:24.451	41.64	15:47:44.748
2 -	1:15.637 (3)	0.156	88.05	15:49:00.385
3 -	1:15.481 (1)		88.23	15:50:15.866
4 -	1:16.229	0.748	87.36	15:51:32.095
5 -	1:16.058	0.577	87.56	15:52:48.153
6 -	1:15.572 (2)	0.091	88.12	15:54:03.725
7 -	1:15.702	0.221	87.97	15:55:19.427
8 -	1:17.358	1.877	86.09	15:56:36.785
9 -	1:16.027	0.546	87.60	15:57:52.812
10 -	1:16.455	0.974	87.11	15:59:09.267
11 -	1:17.369	1.888	86.08	16:00:26.636

P19 20 Martyn PAGET				
LAP	LAP TIME	DIFF	MPH	TIME OF DAY
1 -	1:33.011	11.115	71.60	15:46:37.827
2 -	1:21.896 (1)		81.32	15:47:59.723
3 -	1:22.848	0.952	80.38	15:49:22.571
4 -	1:22.405 (3)	0.509	80.82	15:50:44.976
5 -	1:22.326 (2)	0.430	80.89	15:52:07.302
6 -	1:23.085	1.189	80.15	15:53:30.387
7 -	1:23.760	1.864	79.51	15:54:54.147
8 -	1:23.717	1.821	79.55	15:56:17.864
9 -	1:23.108	1.212	80.13	15:57:40.972
10 -	1:23.466	1.570	79.79	15:59:04.438
11 -	1:29.176	7.280	74.68	16:00:33.614

P20 148 Wayne SHACKLEFORD				
LAP	LAP TIME	DIFF	MPH	TIME OF DAY
1 -	1:35.010	11.565	70.09	15:46:39.826
2 -	1:24.306	0.861	78.99	15:48:04.132
3 -	1:24.810	1.365	78.52	15:49:28.942
4 -	1:24.244	0.799	79.05	15:50:53.186
5 -	1:23.901	0.456	79.37	15:52:17.087
6 -	1:23.523 (2)	0.078	79.73	15:53:40.610
7 -	1:24.217	0.772	79.08	15:55:04.827
8 -	1:23.768 (3)	0.323	79.50	15:56:28.595
9 -	1:23.445 (1)		79.81	15:57:52.040
10 -	1:24.657	1.212	78.67	15:59:16.697
11 -	1:23.967	0.522	79.31	16:00:40.664

P21 55 David MEASDAY				
LAP	LAP TIME	DIFF	MPH	TIME OF DAY
1 -	1:34.176	9.917	70.71	15:46:38.992
2 -	1:24.259 (1)		79.04	15:48:03.251

DIFF = Difference To Personal Best Lap

3 -	1:25.318	1.059	78.06	15:49:28.569
4 -	1:25.409	1.150	77.97	15:50:53.978
5 -	1:25.118 (3)	0.859	78.24	15:52:19.096
6 -	1:26.255	1.996	77.21	15:53:45.351
7 -	1:25.806	1.547	77.61	15:55:11.157
8 -	1:26.471	2.212	77.02	15:56:37.628
9 -	1:26.069	1.810	77.38	15:58:03.697
10 -	1:26.285	2.026	77.18	15:59:29.982
11 -	1:24.887 (2)	0.628	78.45	16:00:54.869

P22 47 Charlie COLE				
LAP	LAP TIME	DIFF	MPH	TIME OF DAY
1 -	1:38.053	14.223	67.92	15:46:42.869
2 -	1:23.830 (1)		79.44	15:48:06.699
3 -	1:24.652 (3)	0.822	78.67	15:49:31.351
4 -	1:25.098	1.268	78.26	15:50:56.449
5 -	1:23.994 (2)	0.164	79.29	15:52:20.443
6 -	1:25.901	2.071	77.53	15:53:46.344
7 -	1:26.157	2.327	77.30	15:55:12.501
8 -	1:27.317	3.487	76.27	15:56:39.818
9 -	1:24.758	0.928	78.57	15:58:04.576
10 -	1:26.120	2.290	77.33	15:59:30.696
11 -	1:24.752	0.922	78.58	16:00:55.448

P23 107 Steven WATSON				
LAP	LAP TIME	DIFF	MPH	TIME OF DAY
1 -	1:36.283	12.268	69.17	15:46:41.099
2 -	1:24.015 (1)		79.27	15:48:05.114
3 -	1:24.733 (3)	0.718	78.60	15:49:29.847
4 -	1:26.149	2.134	77.30	15:50:55.996
5 -	1:24.342 (2)	0.327	78.96	15:52:20.338
6 -	1:25.789	1.774	77.63	15:53:46.127
7 -	1:25.734	1.719	77.68	15:55:11.861
8 -	1:26.319	2.304	77.15	15:56:38.180
9 -	1:25.959	1.944	77.47	15:58:04.139
10 -	1:26.305	2.290	77.16	15:59:30.444
11 -	1:25.430	1.415	77.95	16:00:55.874

P24 94 Mac MCCARTHY				
LAP	LAP TIME	DIFF	MPH	TIME OF DAY
1 -	1:37.185	12.947	68.52	15:46:42.001
2 -	1:24.238 (1)		79.06	15:48:06.239
3 -	1:24.699	0.461	78.63	15:49:30.938
4 -	1:26.170	1.932	77.28	15:50:57.108
5 -	1:24.698	0.460	78.63	15:52:21.806
6 -	1:25.690	1.452	77.72	15:53:47.496
7 -	1:26.013	1.775	77.43	15:55:13.509
8 -	1:27.418	3.180	76.18	15:56:40.927
9 -	1:26.758	2.520	76.76	15:58:07.685
10 -	1:24.544 (3)	0.306	78.77	15:59:32.229
11 -	1:24.447 (2)	0.209	78.86	16:00:56.676

P25 17 William BARTUP				
LAP	LAP TIME	DIFF	MPH	TIME OF DAY
1 -	1:35.880	11.840	69.46	15:46:40.696
2 -	1:24.040 (1)		79.24	15:48:04.736
3 -	1:25.362	1.322	78.02	15:49:30.098
4 -	1:26.141	2.101	77.31	15:50:56.239
5 -	1:24.925 (3)	0.885	78.42	15:52:21.164
6 -	1:25.627	1.587	77.77	15:53:46.791
7 -	1:26.130	2.090	77.32	15:55:12.921
8 -	1:27.843	3.803	75.81	15:56:40.764

750 Motor Club Hot Hatch

RACE 19 - LAP ANALYSIS

DIFF = Difference To Personal Best Lap

9 -	1:24.302 (2)	0.262	79.00	15:58:05.066
10 -	1:26.175	2.135	77.28	15:59:31.241
11 -	1:25.761	1.721	77.65	16:00:57.002

P26 98 Paul WARREN				
LAP	LAP TIME	DIFF	MPH	TIME OF DAY
1 -	1:35.414	11.204	69.80	15:46:40.230
2 -	1:24.210 (1)		79.08	15:48:04.440
3 -	1:25.078 (3)	0.868	78.28	15:49:29.518
4 -	1:25.592	1.382	77.81	15:50:55.110
5 -	1:24.830 (2)	0.620	78.51	15:52:19.940
6 -	1:25.948	1.738	77.48	15:53:45.888
7 -	1:26.379	2.169	77.10	15:55:12.267
8 -	1:29.229	5.019	74.63	15:56:41.496
9 -	1:42.016 P	17.806	65.28	15:58:23.512

P27 60 Stephen LANGTON				
LAP	LAP TIME	DIFF	MPH	TIME OF DAY
1 -	1:30.179	11.592	73.85	15:46:34.995
2 -	1:19.614	1.027	83.65	15:47:54.609
3 -	1:19.265 (3)	0.678	84.02	15:49:13.874
4 -	1:19.684	1.097	83.58	15:50:33.558
5 -	1:18.723 (2)	0.136	84.60	15:51:52.281
6 -	1:18.587 (1)		84.74	15:53:10.868
7 -	2:24.563 P	1:05.976	46.07	15:55:35.431

P28 65 Ben MORTON				
LAP	LAP TIME	DIFF	MPH	TIME OF DAY
1 -	1:33.107	15.375	71.53	15:46:37.923
2 -	1:18.910	1.178	84.40	15:47:56.833
3 -	1:17.732 (1)		85.67	15:49:14.565
4 -	1:19.375	1.643	83.90	15:50:33.940
5 -	1:18.496 (3)	0.764	84.84	15:51:52.436
6 -	1:18.273 (2)	0.541	85.08	15:53:10.709

750 Motor Club Hot Hatch

RACE 19 - LAP CHART

LAP 1 @ 15:46:26.908			LAP 2 @ 15:47:43.140			LAP 3 @ 15:48:59.260			LAP 4 @ 15:50:15.259			LAP 5 @ 15:51:31.416		
NO	BEHIND	LAP TIME	NO	BEHIND	LAP TIME	NO	BEHIND	LAP TIME	NO	BEHIND	LAP TIME	NO	BEHIND	LAP TIME
134		1:22.092	134		1:16.232	134		1:16.120	134		1:15.999	36		1:15.913
31	0.949	1:23.041	36	0.480	1:15.647	36	0.337	1:15.977	36	0.244	1:15.906	134	0.414	1:16.571
36	1.065	1:23.157	31	1.359	1:16.642	63	1 Lap	1:15.637	63	1 Lap	1:15.481	63	1 Lap	1:16.229
37	2.236	1:24.328	63	1 Lap	2:39.932	31	2.321	1:17.082	31	2.649	1:16.327	31	2.844	1:16.352
45	2.573	1:24.665	37	2.380	1:16.376	37	2.651	1:16.391	37	3.316	1:16.664	37	3.241	1:16.082
44	3.303	1:25.395	45	3.054	1:16.713	45	3.367	1:16.433	45	3.724	1:16.356	45	3.792	1:16.225
32	4.084	1:26.176	44	3.766	1:16.695	44	3.992	1:16.346	44	4.413	1:16.420	44	4.719	1:16.463
69	4.769	1:26.861	32	4.479	1:16.627	32	5.662	1:17.303	32	7.498	1:17.835	32	8.701	1:17.360
27	5.963	1:28.055	69	6.216	1:17.679	69	7.412	1:17.316	69	7.891	1:16.478	69	8.972	1:17.238
59	6.328	1:28.420	27	9.346	1:19.615	59	11.538	1:17.983	59	12.660	1:17.121	59	13.289	1:16.786
58	6.851	1:28.943	59	9.675	1:19.579	27	13.156	1:19.930	27	15.501	1:18.344	27	18.346	1:19.002
177	7.063	1:29.155	58	10.054	1:19.435	177	13.572	1:19.348	177	16.022	1:18.449	177	18.568	1:18.703
60	8.087	1:30.179	177	10.344	1:19.513	58	13.808	1:19.874	58	16.625	1:18.816	58	18.716	1:18.248
4	8.339	1:30.431	60	11.469	1:19.614	60	14.614	1:19.265	60	18.299	1:19.684	60	20.865	1:18.723
28	8.903	1:30.995	4	11.818	1:19.711	65	15.305	1:17.732	65	18.681	1:19.375	65	21.020	1:18.496
771	9.409	1:31.501	28	13.520	1:20.849	4	15.976	1:20.278	4	19.277	1:19.300	4	22.943	1:19.823
1	10.037	1:32.129	65	13.693	1:18.910	28	17.726	1:20.326	28	21.372	1:19.645	771	24.800	1:19.114
20	10.919	1:33.011	771	14.230	1:21.053	771	18.446	1:20.336	771	21.843	1:19.396	28	26.522	1:21.307
65	11.015	1:33.107	1	15.128	1:21.323	1	19.732	1:20.724	1	24.376	1:20.643	1	28.961	1:20.742
124	11.669	1:33.761	20	16.583	1:21.896	124	22.095	1:21.330	124	26.656	1:20.560	124	32.217	1:21.718
55	12.084	1:34.176	124	16.885	1:21.448	20	23.311	1:22.848	20	29.717	1:22.405	20	35.886	1:22.326
148	12.918	1:35.010	55	20.111	1:24.259	55	29.309	1:25.318	148	37.927	1:24.244	148	45.671	1:23.901
98	13.322	1:35.414	148	20.992	1:24.306	148	29.682	1:24.810	55	38.719	1:25.409	55	47.680	1:25.118
17	13.788	1:35.880	98	21.300	1:24.210	98	30.258	1:25.078	98	39.851	1:25.592	98	48.524	1:24.830
107	14.191	1:36.283	17	21.596	1:24.040	107	30.587	1:24.733	107	40.737	1:26.149	107	48.922	1:24.342
94	15.093	1:37.185	107	21.974	1:24.015	17	30.838	1:25.362	17	40.980	1:26.141	47	49.027	1:23.994
47	15.961	1:38.053	94	23.099	1:24.238	94	31.678	1:24.699	47	41.190	1:25.098	17	49.748	1:24.925
			47	23.559	1:23.830	47	32.091	1:24.652	94	41.849	1:26.170	94	50.390	1:24.698

750 Motor Club Hot Hatch

RACE 19 - LAP CHART

LAP 6 @ 15:52:47.083			LAP 7 @ 15:54:02.606			LAP 8 @ 15:55:18.132			LAP 9 @ 15:56:36.084			LAP 10 @ 15:57:52.138		
NO	BEHIND	LAP TIME	NO	BEHIND	LAP TIME	NO	BEHIND	LAP TIME	NO	BEHIND	LAP TIME	NO	BEHIND	LAP TIME
36		1:15.667	36		1:15.523	36		1:15.526	36		1:17.952	36		1:16.054
134	0.387	1:15.640	134	0.148	1:15.284	134	0.261	1:15.639	134	0.352	1:18.043	134	0.212	1:15.914
63	1 Lap	1:16.058	63	1 Lap	1:15.572	63	1 Lap	1:15.702	63	1 Lap	1:17.358	63	1 Lap	1:16.027
31	3.667	1:16.490	31	4.553	1:16.409	31	5.269	1:16.242	55	1 Lap	1:26.471	31	5.175	1:17.111
37	3.928	1:16.354	37	4.797	1:16.392	37	5.577	1:16.306	107	1 Lap	1:26.319	37	6.598	1:17.959
45	4.408	1:16.283	45	5.230	1:16.345	45	5.960	1:16.256	47	1 Lap	1:27.317	45	7.363	1:18.404
44	9.102	1:20.050	44	10.577	1:16.998	44	12.128	1:17.077	31	4.118	1:16.801	55	1 Lap	1:26.069
32	10.475	1:17.441	69	12.256	1:17.003	69	13.587	1:16.857	17	1 Lap	1:27.843	107	1 Lap	1:25.959
69	10.776	1:17.471	32	13.630	1:18.678	32	14.963	1:16.859	37	4.693	1:17.068	47	1 Lap	1:24.758
59	17.810	1:20.188	59	21.990	1:19.703	60	1 Lap	2:24.563 P	94	1 Lap	1:27.418	17	1 Lap	1:24.302
177	22.622	1:19.721	27	27.576	1:20.407	59	25.841	1:19.377	45	5.013	1:17.005	44	14.056	1:18.380
27	22.692	1:20.013	177	28.037	1:20.938	27	31.370	1:19.320	98	1 Lap	1:29.229	69	14.395	1:18.370
58	22.885	1:19.836	58	28.331	1:20.969	177	31.633	1:19.122	44	11.730	1:17.554	94	1 Lap	1:26.758
65	23.626	1:18.273	771	31.459	1:18.701	58	32.454	1:19.649	69	12.079	1:16.444	32	16.165	1:17.349
60	23.785	1:18.587	4	33.359	1:19.952	771	36.290	1:20.357	32	14.870	1:17.859	59	31.135	1:18.487
771	28.281	1:19.148	28	35.298	1:19.827	4	37.840	1:20.007	59	28.702	1:20.813	98	1 Lap	1:42.016 P
4	28.930	1:21.654	1	38.532	1:20.217	28	40.407	1:20.635	27	33.024	1:19.606	27	36.570	1:19.600
28	30.994	1:20.139	124	44.740	1:21.865	1	43.929	1:20.923	177	33.367	1:19.686	58	37.273	1:19.713
1	33.838	1:20.544	20	51.541	1:23.760	124	52.083	1:22.869	58	33.614	1:19.112	177	38.403	1:21.090
124	38.398	1:21.848	148	1:02.221	1:24.217	20	59.732	1:23.717	771	37.589	1:19.251	771	40.859	1:19.324
20	43.304	1:23.085	55	1:08.551	1:25.806	148	1:10.463	1:23.768	4	39.896	1:20.008	4	44.076	1:20.234
148	53.527	1:23.523	107	1:09.255	1:25.734				28	42.257	1:19.802	28	46.132	1:19.929
55	58.268	1:26.255	98	1:09.661	1:26.379				1	47.350	1:21.373	1	53.184	1:21.888
98	58.805	1:25.948	47	1:09.895	1:26.157				124	56.756	1:22.625	124	1:02.942	1:22.240
107	59.044	1:25.789	17	1:10.315	1:26.130				20	1:04.888	1:23.108	20	1:12.300	1:23.466
47	59.261	1:25.901	94	1:10.903	1:26.013				148	1:15.956	1:23.445			
17	59.708	1:25.627												
94	1:00.413	1:25.690												

750 Motor Club Hot Hatch

RACE 19 - LAP CHART

LAP 11 @ 15:59:07.953			LAP 12 @ 16:00:23.853		
NO	BEHIND	LAP TIME	NO	BEHIND	LAP TIME
36		1:15.815	36		1:15.900
134	0.558	1:16.161	134	0.343	1:15.685
63	1 Lap	1:16.455	63	1 Lap	1:17.369
31	6.694	1:17.334	31	7.806	1:17.012
37	6.867	1:16.084	37	8.020	1:17.053
45	8.581	1:17.033	45	9.595	1:16.914
148	1 Lap	1:24.657	20	1 Lap	1:29.176
44	16.656	1:18.415	148	1 Lap	1:23.967
69	18.096	1:19.516	44	18.106	1:17.350
32	20.255	1:19.905	69	19.708	1:17.512
55	1 Lap	1:26.285	32	21.322	1:16.967
107	1 Lap	1:26.305	55	1 Lap	1:24.887
47	1 Lap	1:26.120	47	1 Lap	1:24.752
17	1 Lap	1:26.175	107	1 Lap	1:25.430
94	1 Lap	1:24.544	94	1 Lap	1:24.447
59	33.785	1:18.465	17	1 Lap	1:25.761
27	40.518	1:19.763	59	36.422	1:18.537
58	40.846	1:19.388	27	43.842	1:19.224
177	42.044	1:19.456	58	44.743	1:19.797
771	44.331	1:19.287	177	47.117	1:20.973
4	48.583	1:20.322	771	47.436	1:19.005
28	52.461	1:22.144	4	52.551	1:19.868
1	59.818	1:22.449	28	1:03.087	1:26.526
124	1:09.622	1:22.495	1	1:08.012	1:24.094
			124	1:17.773	1:24.051

750 Motor Club Hot Hatch

RACE 19 - STATISTICS

Competitors Started 28
Planned Start 2022-06-12 @ 15:30:00.000
Actual Start 2022-06-12 @ 15:45:04.815
Finish Time 2022-06-12 @ 16:00:20.596
Track Length 1.8500mi.
Total Laps 314
Total Distance Covered 580.9026mi.

Session Fastest Lap History

NO	CL	NAME	LAP TIME	TIME OF DAY	LAP	VEHICLE
134	A	Will SELF	1:22.092	15:46:26.915	1	Peugeot 205
134	A	Will SELF	1:16.232	15:47:43.147	2	Peugeot 205
36	A	Ryan POLLEY	1:15.647	15:47:43.617	2	Honda Civic Type R
63	A	Philip WRIGHT	1:15.637	15:49:00.383	2	Honda Civic Type R
63	A	Philip WRIGHT	1:15.481	15:50:15.864	3	Honda Civic Type R
134	A	Will SELF	1:15.284	15:54:02.759	7	Peugeot 205

Session Leader History

NO	CL	NAME	FROM LAP	LAPS LED	DISTANCE	VEHICLE
134	A	Will SELF	1	4	7.40 miles	Peugeot 205
36	A	Ryan POLLEY	5	8	14.80 miles	Honda Civic Type R

Flag History

TYPE	TIME OF DAY
GREEN	15:45:04.815
FINISH	16:00:20.596

Flag Statistics

TYPE	COUNT	TOTAL LAPS	TOTAL TIME
Green	1	12	17:13.210
Red	0	0	0.000
Safety Car	0	0	0.000
FCY	0	0	0.000

750 Motor Club Hot Hatch

RACE 19 - STATISTICS

CLASS : C

9 Starters

Fastest Lap History

NO	NAME	LAP TIME	TIME OF DAY	LAP	VEHICLE
1	David DRINKWATER	1:32.129	15:46:36.943	1	BMW Compact
1	David DRINKWATER	1:21.323	15:47:58.266	2	BMW Compact
1	David DRINKWATER	1:20.724	15:49:18.991	3	BMW Compact
1	David DRINKWATER	1:20.643	15:50:39.633	4	BMW Compact
124	Paul DYRDAL	1:20.560	15:50:41.931	4	Citroen Saxo VTR
1	David DRINKWATER	1:20.544	15:53:20.918	6	BMW Compact
1	David DRINKWATER	1:20.217	15:54:41.135	7	BMW Compact

Leader History

NO	NAME	FROM LAP	LAPS LED	DISTANCE	VEHICLE
1	David DRINKWATER	1	12	22.20 miles	BMW Compact

750 Motor Club Hot Hatch

RACE 19 - STATISTICS

CLASS : B

4 Starters

Fastest Lap History

NO	NAME	LAP TIME	TIME OF DAY	LAP	VEHICLE
58	Paul JARVIS	1:28.943	15:46:33.761	1	Citroen Saxo VTS
58	Paul JARVIS	1:19.435	15:47:53.196	2	Citroen Saxo VTS
177	Mathew MANDIPIRA	1:19.348	15:49:12.859	3	Renault Clio 197
177	Mathew MANDIPIRA	1:18.449	15:50:31.307	4	Renault Clio 197
58	Paul JARVIS	1:18.248	15:51:50.133	5	Citroen Saxo VTS

Leader History

NO	NAME	FROM LAP	LAPS LED	DISTANCE	VEHICLE
58	Paul JARVIS	1	2	3.70 miles	Citroen Saxo VTS
177	Mathew MANDIPIRA	3	7	12.95 miles	Renault Clio 197
58	Paul JARVIS	10	3	5.55 miles	Citroen Saxo VTS

750 Motor Club Hot Hatch

RACE 19 - STATISTICS

CLASS : A

15 Starters

Fastest Lap History

NO	NAME	LAP TIME	TIME OF DAY	LAP	VEHICLE
134	Will SELF	1:22.092	15:46:26.915	1	Peugeot 205
134	Will SELF	1:16.232	15:47:43.147	2	Peugeot 205
36	Ryan POLLEY	1:15.647	15:47:43.617	2	Honda Civic Type R
63	Philip WRIGHT	1:15.637	15:49:00.383	2	Honda Civic Type R
63	Philip WRIGHT	1:15.481	15:50:15.864	3	Honda Civic Type R
134	Will SELF	1:15.284	15:54:02.759	7	Peugeot 205

Leader History

NO	NAME	FROM LAP	LAPS LED	DISTANCE	VEHICLE
134	Will SELF	1	4	7.40 miles	Peugeot 205
36	Ryan POLLEY	5	8	14.80 miles	Honda Civic Type R