



TEGIWA TYPE-R TROPHY

Brands Hatch Indy

26th September 2021



Results Provided by Timing Solutions Ltd

www.tsl-timing.com

TK BULLETIN 11

Time Attack 2021 - Round 7 @ Brands Hatch

Tegiwa Type R Trophy

QUALIFYING - RACE 2 - CLASSIFICATION - AMENDED

POS	NO	NAME	ENTRY	TIME	ON	LAPS	GAP	DIFF	MPH
1	117	Adam SHEPHERD	Honda Civic Type R	54.986	11	12			79.08
2	47	Luke ROSEWELL	Honda Civic Type R	55.405	7	12	0.419	0.419	78.48
3	97	Matt DIGBY	Honda Civic Type R	55.677	9	11	0.691	0.272	78.10
4	5	Jeff HUMPHRIES	Honda Civic Type-R	55.759	8	11	0.773	0.082	77.98
5	87*	Jack LEESE	Honda Civic Type R	56.439	11	11	1.453	0.680	77.04
6	28	Joe JESSUP	Honda Civic Type R	56.455	11	11	1.469	0.016	77.02
7	53	Mark BALMER	Honda Civic Type R	56.579	11	11	1.593	0.124	76.85
8	83	William PUTTERGILL	Honda Civic Type R	57.051	11	11	2.065	0.472	76.22
9	22	Tate TAVERNER	Honda Civic Type R	57.294	8	11	2.308	0.243	75.89
10	20	Ash MOOR	Honda Civic Type R	57.439	9	11	2.453	0.145	75.70
11	17	Kevin CONDON	Honda Civic Type R	57.481	10	11	2.495	0.042	75.65
12	88	Tristan FLETCHER	Honda Civic Type R	57.648	9	11	2.662	0.167	75.43
13	48	Lee DEEGAN	Honda Civic Type R	57.847	2	2	2.861	0.199	75.17
14	77	Mark DICKEN	Honda Civic Type R	58.480	5	5	3.494	0.633	74.36
15	85	Aaron THORNTON	Honda Civic Type R	58.850	9	11	3.864	0.370	73.89
16	96	Tim NECKLEN	Honda Civic Type R	59.200	10	10	4.214	0.350	73.45
17	95	Samuel DENNIS	Honda Civic Type R	59.440	10	10	4.454	0.240	73.15
18	7	Jack THOMAS	Honda Civic Type R	59.617	7	8	4.631	0.177	72.94
19	11	Martin PICCOLO	Honda Civic Type R	1:00.739	9	10	5.753	1.122	71.59
20	18	Matthew DUFFELL	Honda Civic Type-R	1:00.882	8	10	5.896	0.143	71.42
21	23	Alan GILL	Honda Civic Type R	1:03.552	10	10	8.566	2.670	68.42
22	39	Warwick ELLIS	Honda Civic Type R	1:05.210	7	9	10.224	1.658	66.68
23	72	Chris STONE	Honda Civic Type R	1:05.965	9	10	10.979	0.755	65.92

Track limits for Car 87 added

No. 87 - 1 Lap time disallowed; exceeding track limits.

Brands Hatch Indy

Circuit Length = 1.2079 miles

Start: 11:40 Flag 12:02 End: 12:03

Weather / Track : Cloudy / Dry

These results are provisional until the conclusion of any judicial and technical matters.

Clerk Of Course : Lynne Spurr	Stewards :	Timekeeper : Andrew Craker
-------------------------------	------------	----------------------------

Time Attack 2021 - Round 7 @ Brands Hatch

Tegiwa Type R Trophy

QUALIFYING - RACE 2 - LAP ANALYSIS

DIFF = Difference To Personal Best Lap

P1 117 Adam SHEPHERD				
LAP	LAP TIME	DIFF	MPH	TIME OF DAY
1 -	1:12.569	17.583	59.92	11:41:43.716
2 -	56.816	1.830	76.53	11:42:40.532
3 -	11:55.763 P	11:00.777	6.07	11:54:36.295
4 -	1:21.674	26.688	53.24	11:55:57.969
5 -	55.545	0.559	78.28	11:56:53.514
6 -	55.797	0.811	77.93	11:57:49.311
7 -	55.369	0.383	78.53	11:58:44.680
8 -	56.607	1.621	76.82	11:59:41.287
9 -	55.323	0.337	78.60	12:00:36.610
10 -	55.017 (2)	0.031	79.04	12:01:31.627
11 -	54.986 (1)		79.08	12:02:26.613
12 -	55.186 (3)	0.200	78.79	12:03:21.799

P2 47 Luke ROSEWELL				
LAP	LAP TIME	DIFF	MPH	TIME OF DAY
1 -	1:07.907	12.502	64.03	11:41:46.831
2 -	59.302	3.897	73.32	11:42:46.133
3 -	11:55.109 P	10:59.704	6.08	11:54:41.242
4 -	1:17.793	22.388	55.89	11:55:59.035
5 -	56.276	0.871	77.27	11:56:55.311
6 -	56.037	0.632	77.60	11:57:51.348
7 -	55.405 (1)		78.48	11:58:46.753
8 -	56.397	0.992	77.10	11:59:43.150
9 -	55.863	0.458	77.84	12:00:39.013
10 -	55.484 (3)	0.079	78.37	12:01:34.497
11 -	55.723	0.318	78.03	12:02:30.220
12 -	55.414 (2)	0.009	78.47	12:03:25.634

P3 97 Matt DIGBY				
LAP	LAP TIME	DIFF	MPH	TIME OF DAY
1 -	1:06.460	10.783	65.43	11:42:08.621
2 -	1:00.601	4.924	71.75	11:43:09.222
3 -	12:03.451 P	11:07.774	6.01	11:55:12.673
4 -	1:05.303	9.626	66.59	11:56:17.976
5 -	58.171	2.494	74.75	11:57:16.147
6 -	57.899	2.222	75.10	11:58:14.046
7 -	56.976 (3)	1.299	76.32	11:59:11.022
8 -	56.912 (2)	1.235	76.40	12:00:07.934
9 -	55.677 (1)		78.10	12:01:03.611
10 -	1:00.648	4.971	71.70	12:02:04.259
11 -	58.985	3.308	73.72	12:03:03.244

P4 5 Jeff HUMPHRIES				
LAP	LAP TIME	DIFF	MPH	TIME OF DAY
1 -	1:11.803	16.044	60.56	11:41:47.355
2 -	58.999	3.240	73.70	11:42:46.354
3 -	11:57.354 P	11:01.595	6.06	11:54:43.708
4 -	1:17.389	21.630	56.19	11:56:01.097
5 -	56.669	0.910	76.73	11:56:57.766
6 -	56.287 (3)	0.528	77.25	11:57:54.053
7 -	56.324	0.565	77.20	11:58:50.377
8 -	55.759 (1)		77.98	11:59:46.136
9 -	56.600	0.841	76.83	12:00:42.736
10 -	56.404	0.645	77.09	12:01:39.140
11 -	55.980 (2)	0.221	77.68	12:02:35.120

P5 87 Jack LEESE				
LAP	LAP TIME	DIFF	MPH	TIME OF DAY
1 -	1:11.803	16.044	60.56	11:41:47.355
2 -	58.999	3.240	73.70	11:42:46.354
3 -	11:57.354 P	11:01.595	6.06	11:54:43.708
4 -	1:17.389	21.630	56.19	11:56:01.097
5 -	56.669	0.910	76.73	11:56:57.766
6 -	56.287 (3)	0.528	77.25	11:57:54.053
7 -	56.324	0.565	77.20	11:58:50.377
8 -	55.759 (1)		77.98	11:59:46.136
9 -	56.600	0.841	76.83	12:00:42.736
10 -	56.404	0.645	77.09	12:01:39.140
11 -	55.980 (2)	0.221	77.68	12:02:35.120

DIFF = Difference To Personal Best Lap

1 -	1:05.806	9.367	66.08	11:41:49.239
2 -	59.522	3.083	73.05	11:42:48.761
3 -	11:59.835 P	11:03.396	6.04	11:54:48.596
4 -	1:12.305	15.866	60.14	11:56:00.901
5 -	58.246	1.807	74.65	11:56:59.147
6 -	57.448	1.009	75.69	11:57:56.595
7 -	57.238	0.799	75.97	11:58:53.833
8 -	56.523 (2)	0.084	76.93	11:59:50.356
9 -	58.169	1.730	74.75	12:00:48.525
10 -	56.675 (3)	0.236	76.72	12:01:45.200
11 -	56.439 (1)		77.04	12:02:41.639

P6 28 Joe JESSUP				
LAP	LAP TIME	DIFF	MPH	TIME OF DAY
1 -	1:13.038	16.583	59.53	11:41:46.276
2 -	59.328	2.873	73.29	11:42:45.604
3 -	11:54.240 P	10:57.785	6.08	11:54:39.844
4 -	1:20.480	24.025	54.03	11:56:00.324
5 -	59.261	2.806	73.38	11:56:59.585
6 -	57.516	1.061	75.60	11:57:57.101
7 -	57.264	0.809	75.93	11:58:54.365
8 -	56.601 (2)	0.146	76.82	11:59:50.966
9 -	57.900	1.445	75.10	12:00:48.866
10 -	56.784 (3)	0.329	76.58	12:01:45.650
11 -	56.455 (1)		77.02	12:02:42.105

P7 53 Mark BALMER				
LAP	LAP TIME	DIFF	MPH	TIME OF DAY
1 -	1:04.564	7.985	67.35	11:41:48.844
2 -	1:00.565	3.986	71.80	11:42:49.409
3 -	12:08.402 P	11:11.823	5.97	11:54:57.811
4 -	1:05.880	9.301	66.00	11:56:03.691
5 -	58.774	2.195	73.98	11:57:02.465
6 -	59.016	2.437	73.68	11:58:01.481
7 -	58.321	1.742	74.56	11:58:59.802
8 -	57.325	0.746	75.85	11:59:57.127
9 -	56.746 (2)	0.167	76.63	12:00:53.873
10 -	57.200 (3)	0.621	76.02	12:01:51.073
11 -	56.579 (1)		76.85	12:02:47.652

P8 83 William PUTTERGILL				
LAP	LAP TIME	DIFF	MPH	TIME OF DAY
1 -	1:11.051	14.000	61.20	11:42:05.500
2 -	1:00.278	3.227	72.14	11:43:05.778
3 -	12:05.677 P	11:08.626	5.99	11:55:11.455
4 -	1:12.591	15.540	59.90	11:56:24.046
5 -	1:01.828	4.777	70.33	11:57:25.874
6 -	58.860	1.809	73.88	11:58:24.734
7 -	58.445	1.394	74.40	11:59:23.179
8 -	57.176 (2)	0.125	76.05	12:00:20.355
9 -	57.373 (3)	0.322	75.79	12:01:17.728
10 -	57.755	0.704	75.29	12:02:15.483
11 -	57.051 (1)		76.22	12:03:12.534

P9 22 Tate TAVERNER				
LAP	LAP TIME	DIFF	MPH	TIME OF DAY
1 -	1:07.797	10.503	64.14	11:42:06.911
2 -	59.284	1.990	73.35	11:43:06.195
3 -	12:03.298 P	11:06.004	6.01	11:55:09.493
4 -	1:08.249	10.955	63.71	11:56:17.742
5 -	59.521	2.227	73.05	11:57:17.263

Weather / Track : Cloudy / Dry

Brands Hatch Indy
Circuit Length = 1.2079 miles
Start: 11:40 Flag 12:02 End: 12:03

Time Attack 2021 - Round 7 @ Brands Hatch

Tegiwa Type R Trophy

QUALIFYING - RACE 2 - LAP ANALYSIS

DIFF = Difference To Personal Best Lap

6 -	57.990	0.696	74.98	11:58:15.253
7 -	58.822	1.528	73.92	11:59:14.075
8 -	57.294 (1)		75.89	12:00:11.369
9 -	57.692 (3)	0.398	75.37	12:01:09.061
10 -	57.735	0.441	75.32	12:02:06.796
11 -	57.650 (2)	0.356	75.43	12:03:04.446

P10 20 Ash MOOR

LAP	LAP TIME	DIFF	MPH	TIME OF DAY
1 -	1:09.943	12.504	62.17	11:41:50.625
2 -	1:00.054	2.615	72.41	11:42:50.679
3 -	12:08.751 P	11:11.312	5.96	11:54:59.430
4 -	1:05.732	8.293	66.15	11:56:05.162
5 -	59.870	2.431	72.63	11:57:05.032
6 -	1:00.043	2.604	72.42	11:58:05.075
7 -	58.750 (3)	1.311	74.01	11:59:03.825
8 -	1:00.575	3.136	71.78	12:00:04.400
9 -	57.439 (1)		75.70	12:01:01.839
10 -	57.507 (2)	0.068	75.61	12:01:59.346
11 -	59.922	2.483	72.57	12:02:59.268

P11 17 Kevin CONDON

LAP	LAP TIME	DIFF	MPH	TIME OF DAY
1 -	1:11.445	13.964	60.86	11:41:57.410
2 -	1:06.328	8.847	65.56	11:43:03.738
3 -	12:01.444 P	11:03.963	6.02	11:55:05.182
4 -	1:09.538	12.057	62.53	11:56:14.720
5 -	1:00.742	3.261	71.59	11:57:15.462
6 -	1:01.176	3.695	71.08	11:58:16.638
7 -	1:01.465	3.984	70.74	11:59:18.103
8 -	59.276	1.795	73.36	12:00:17.379
9 -	57.630 (2)	0.149	75.45	12:01:15.009
10 -	57.481 (1)		75.65	12:02:12.490
11 -	58.020 (3)	0.539	74.95	12:03:10.510

P12 88 Tristan FLETCHER

LAP	LAP TIME	DIFF	MPH	TIME OF DAY
1 -	1:11.133	13.485	61.13	11:41:48.166
2 -	1:00.065	2.417	72.39	11:42:48.231
3 -	12:08.175 P	11:10.527	5.97	11:54:56.406
4 -	1:07.140	9.492	64.76	11:56:03.546
5 -	1:00.598	2.950	71.76	11:57:04.144
6 -	59.713	2.065	72.82	11:58:03.857
7 -	59.226	1.578	73.42	11:59:03.083
8 -	58.159 (2)	0.511	74.77	12:00:01.242
9 -	57.648 (1)		75.43	12:00:58.890
10 -	58.767 (3)	1.119	73.99	12:01:57.657
11 -	1:02.896	5.248	69.13	12:03:00.553

P13 48 Lee DEEGAN

LAP	LAP TIME	DIFF	MPH	TIME OF DAY
1 -	1:11.194	13.347	61.08	11:41:45.357
2 -	57.847 (1)		75.17	11:42:43.204

P14 77 Mark DICKEN

LAP	LAP TIME	DIFF	MPH	TIME OF DAY
1 -	1:13.090	14.610	59.49	11:41:45.199
2 -	59.785 (2)	1.305	72.73	11:42:44.984
3 -	11:52.636 P	10:54.156	6.10	11:54:37.620
4 -	1:24.523	26.043	51.44	11:56:02.143

DIFF = Difference To Personal Best Lap

5 - 58.480 (1) 74.36 11:57:00.623

P15 85 Aaron THORNTON

LAP	LAP TIME	DIFF	MPH	TIME OF DAY
1 -	1:12.713	13.863	59.80	11:41:55.291
2 -	1:01.896	3.046	70.25	11:42:57.187
3 -	12:03.922 P	11:05.072	6.00	11:55:01.109
4 -	1:06.073	7.223	65.81	11:56:07.182
5 -	1:00.554	1.704	71.81	11:57:07.736
6 -	1:00.341	1.491	72.06	11:58:08.077
7 -	1:00.521	1.671	71.85	11:59:08.598
8 -	1:00.633	1.783	71.72	12:00:09.231
9 -	58.850 (1)		73.89	12:01:08.081
10 -	58.885 (2)	0.035	73.84	12:02:06.966
11 -	59.097 (3)	0.247	73.58	12:03:06.063

P16 96 Tim NECKLEN

LAP	LAP TIME	DIFF	MPH	TIME OF DAY
1 -	1:07.225	8.025	64.68	11:42:12.707
2 -	1:03.128	3.928	68.88	11:43:15.835
3 -	12:02.876 P	11:03.676	6.01	11:55:18.711
4 -	1:07.569	8.369	64.35	11:56:26.280
5 -	1:04.013	4.813	67.93	11:57:30.293
6 -	1:03.801	4.601	68.15	11:58:34.094
7 -	1:01.638 (3)	2.438	70.55	11:59:35.732
8 -	1:01.997	2.797	70.14	12:00:37.729
9 -	1:00.122 (2)	0.922	72.32	12:01:37.851
10 -	59.200 (1)		73.45	12:02:37.051

P17 95 Samuel DENNIS

LAP	LAP TIME	DIFF	MPH	TIME OF DAY
1 -	1:10.219	10.779	61.92	11:42:06.423
2 -	1:08.344	8.904	63.62	11:43:14.767
3 -	12:01.208 P	11:01.768	6.02	11:55:15.975
4 -	1:11.748	12.308	60.60	11:56:27.723
5 -	1:05.931	6.491	65.95	11:57:33.654
6 -	1:03.022	3.582	69.00	11:58:36.676
7 -	1:03.072	3.632	68.94	11:59:39.748
8 -	1:01.183 (3)	1.743	71.07	12:00:40.931
9 -	1:00.154 (2)	0.714	72.29	12:01:41.085
10 -	59.440 (1)		73.15	12:02:40.525

P18 7 Jack THOMAS

LAP	LAP TIME	DIFF	MPH	TIME OF DAY
1 -	1:23.010	23.393	52.38	11:42:43.287
2 -	12:39.541 P	11:39.924	5.72	11:55:22.828
3 -	1:08.098	8.481	63.85	11:56:30.926
4 -	1:04.066	4.449	67.87	11:57:34.992
5 -	1:05.080	5.463	66.81	11:58:40.072
6 -	1:01.938 (3)	2.321	70.20	11:59:42.010
7 -	59.617 (1)		72.94	12:00:41.627
8 -	1:00.614 (2)	0.997	71.74	12:01:42.241

P19 11 Martin PICCOLO

LAP	LAP TIME	DIFF	MPH	TIME OF DAY
1 -	1:10.382	9.643	61.78	11:41:57.879
2 -	1:02.141 (3)	1.402	69.97	11:43:00.020
3 -	12:04.049 P	11:03.310	6.00	11:55:04.069
4 -	1:22.074	21.335	52.98	11:56:26.143
5 -	1:10.102	9.363	62.03	11:57:36.245

Brands Hatch Indy

Circuit Length = 1.2079 miles

Start: 11:40 Flag 12:02 End: 12:03

Weather / Track : Cloudy / Dry

Time Attack 2021 - Round 7 @ Brands Hatch

Tegiwa Type R Trophy

QUALIFYING - RACE 2 - LAP ANALYSIS

DIFF = Difference To Personal Best Lap

6 -	1:10.653	9.914	61.54	11:58:46.898
7 -	1:01.866 (2)	1.127	70.29	11:59:48.764
8 -	1:06.876	6.137	65.02	12:00:55.640
9 -	1:00.739 (1)		71.59	12:01:56.379
10 -	1:02.398	1.659	69.69	12:02:58.777

P20 18 Matthew DUFFELL

LAP	LAP TIME	DIFF	MPH	TIME OF DAY
1 -	1:09.648	8.766	62.43	11:41:58.899
2 -	1:05.660	4.778	66.22	11:43:04.559
3 -	12:03.465 P	11:02.583	6.01	11:55:08.024
4 -	1:10.549	9.667	61.63	11:56:18.573
5 -	1:03.864	2.982	68.09	11:57:22.437
6 -	1:02.626 (3)	1.744	69.43	11:58:25.063
7 -	1:02.628	1.746	69.43	11:59:27.691
8 -	1:00.882 (1)		71.42	12:00:28.573
9 -	1:01.186 (2)	0.304	71.07	12:01:29.759
10 -	1:02.685	1.803	69.37	12:02:32.444

P21 23 Alan GILL

LAP	LAP TIME	DIFF	MPH	TIME OF DAY
1 -	1:09.394	5.842	62.66	11:42:07.397
2 -	1:06.443	2.891	65.44	11:43:13.840
3 -	12:00.501 P	10:56.949	6.03	11:55:14.341
4 -	1:11.641	8.089	60.69	11:56:25.982
5 -	1:07.487	3.935	64.43	11:57:33.469
6 -	1:05.757	2.205	66.13	11:58:39.226
7 -	1:03.753 (2)	0.201	68.21	11:59:42.979
8 -	1:04.229 (3)	0.677	67.70	12:00:47.208
9 -	1:04.354	0.802	67.57	12:01:51.562
10 -	1:03.552 (1)		68.42	12:02:55.114

P22 39 Warwick ELLIS

LAP	LAP TIME	DIFF	MPH	TIME OF DAY
1 -	1:12.684	7.474	59.82	11:42:13.179
2 -	13:07.122 P	12:01.912	5.52	11:55:20.301
3 -	1:08.483	3.273	63.49	11:56:28.784
4 -	1:06.395	1.185	65.49	11:57:35.179
5 -	1:07.074	1.864	64.83	11:58:42.253
6 -	1:05.831 (3)	0.621	66.05	11:59:48.084
7 -	1:05.210 (1)		66.68	12:00:53.294
8 -	1:06.496	1.286	65.39	12:01:59.790
9 -	1:05.827 (2)	0.617	66.06	12:03:05.617

P23 72 Chris STONE

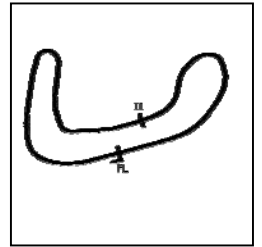
LAP	LAP TIME	DIFF	MPH	TIME OF DAY
1 -	1:18.239	12.274	55.58	11:41:56.342
2 -	1:07.912	1.947	64.03	11:43:04.254
3 -	12:02.486 P	10:56.521	6.01	11:55:06.740
4 -	1:14.657	8.692	58.24	11:56:21.397
5 -	1:07.069	1.104	64.83	11:57:28.466
6 -	1:06.282 (2)	0.317	65.60	11:58:34.748
7 -	1:08.946	2.981	63.07	11:59:43.694
8 -	1:06.331 (3)	0.366	65.55	12:00:50.025
9 -	1:05.965 (1)		65.92	12:01:55.990
10 -	1:07.065	1.100	64.84	12:03:03.055

Weather / Track : Cloudy / Dry

Time Attack 2021 - Round 7 @ Brands Hatch

Tegiwa Type R Trophy

QUALIFYING - RACE 2 - SECTOR ANALYSIS



SECTOR 1 = FL to I1, SECTOR 2 = I1 to FL, DIFF = Difference To Personal Best Lap, P = Crossed Finish Line in Pit Lane, D = Time Disallowed

P1		117 Adam SHEPHERD			Honda Civic Type R			
IDEAL LAP TIME : 54.944		BEST LAP TIME : 54.986			DIFFERENCE : 0.042			
LAP	SECTOR 1	SECTOR 2		LAP TIME	MPH	DIFF	TIME OF DAY	
1 -	OUTLAP	79.7	23.555	103.8	1:12.569	59.92	17.583	11:41:43.716
2 -	34.022	87.3	22.794	106.0	56.816	76.53	1.830	11:42:40.532
3 -	34.011	58.3	IN PIT		11:55.763 P	6.07	11:00.777	11:54:36.295
4 -	OUTLAP	85.8	22.568	106.6	1:21.674	53.24	26.688	11:55:57.969
5 -	33.337	87.2	22.208	107.3	55.545	78.28	0.559	11:56:53.514
6 -	33.436	87.9	22.361	107.2	55.797	77.93	0.811	11:57:49.311
7 -	33.161	88.0	22.208	107.7	55.369	78.53	0.383	11:58:44.680
8 -	33.155	88.0	23.452	105.6	56.607	76.82	1.621	11:59:41.287
9 -	33.052	87.6	22.271	107.7	55.323	78.60	0.337	12:00:36.610
10 -	32.884	87.7	22.133	107.8	55.017 (2)	79.04	0.031	12:01:31.627
11 -	32.811	87.8	22.175	107.7	54.986 (1)	79.08		12:02:26.613
12 -	32.915	88.0	22.271	107.8	55.186 (3)	78.79	0.200	12:03:21.799

P2		47 Luke ROSEWELL			Honda Civic Type R			
IDEAL LAP TIME : 55.335		BEST LAP TIME : 55.405			DIFFERENCE : 0.070			
LAP	SECTOR 1	SECTOR 2		LAP TIME	MPH	DIFF	TIME OF DAY	
1 -	OUTLAP	78.9	23.894	106.3	1:07.907	64.03	12.502	11:41:46.831
2 -	35.003	86.3	24.299	106.3	59.302	73.32	3.897	11:42:46.133
3 -	36.328	70.8	IN PIT		11:55.109 P	6.08	10:59.704	11:54:41.242
4 -	OUTLAP	85.0	22.919	105.5	1:17.793	55.89	22.388	11:55:59.035
5 -	33.680	86.4	22.596	106.3	56.276	77.27	0.871	11:56:55.311
6 -	33.617	87.1	22.420	106.5	56.037	77.60	0.632	11:57:51.348
7 -	33.179	87.4	22.226	107.2	55.405 (1)	78.48		11:58:46.753
8 -	33.577	87.1	22.820	106.1	56.397	77.10	0.992	11:59:43.150
9 -	33.307	86.5	22.556	107.2	55.863	77.84	0.458	12:00:39.013
10 -	33.189	87.1	22.295	106.5	55.484 (3)	78.37	0.079	12:01:34.497
11 -	33.109	86.8	22.614	106.6	55.723	78.03	0.318	12:02:30.220
12 -	33.161	87.4	22.253	107.2	55.414 (2)	78.47	0.009	12:03:25.634

P3		97 Matt DIGBY			Honda Civic Type R			
IDEAL LAP TIME : 55.677		BEST LAP TIME : 55.677			DIFFERENCE : 0.000			
LAP	SECTOR 1	SECTOR 2		LAP TIME	MPH	DIFF	TIME OF DAY	
1 -	OUTLAP	80.4	24.391	103.8	1:06.460	65.43	10.783	11:42:08.621
2 -	37.001	84.2	23.600	101.8	1:00.601	71.75	4.924	11:43:09.222
3 -	1:00.402	41.4	IN PIT		12:03.451 P	6.01	11:07.774	11:55:12.673
4 -	OUTLAP	80.1	24.859	104.6	1:05.303	66.59	9.626	11:56:17.976
5 -	35.292	84.9	22.879	106.6	58.171	74.75	2.494	11:57:16.147
6 -	35.127	85.5	22.772	105.8	57.899	75.10	2.222	11:58:14.046
7 -	34.307	87.0	22.669	106.3	56.976 (3)	76.32	1.299	11:59:11.022
8 -	33.940	85.0	22.972	106.6	56.912 (2)	76.40	1.235	12:00:07.934
9 -	33.266	86.9	22.411	107.2	55.677 (1)	78.10		12:01:03.611
10 -	35.213	54.2	25.435	106.5	1:00.648	71.70	4.971	12:02:04.259
11 -	34.267	79.5	24.718	91.6	58.985	73.72	3.308	12:03:03.244

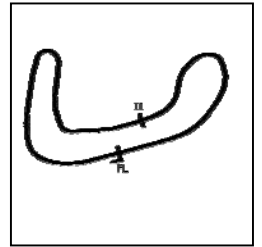
Weather / Track : Cloudy / Dry

Brands Hatch Indy
Circuit Length = 1.2079 miles
Start: 11:40 Flag 12:02 End: 12:03

Time Attack 2021 - Round 7 @ Brands Hatch

Tegiwa Type R Trophy

QUALIFYING - RACE 2 - SECTOR ANALYSIS



SECTOR 1 = FL to I1, SECTOR 2 = I1 to FL, DIFF = Difference To Personal Best Lap, P = Crossed Finish Line in Pit Lane, D = Time Disallowed

P4		5		Jeff HUMPHRIES		Honda Civic Type-R			
IDEAL LAP TIME : 55.691		BEST LAP TIME : 55.759		DIFFERENCE : 0.068					
LAP	SECTOR 1	SECTOR 2		LAP TIME	MPH	DIFF	TIME OF DAY		
1 -	OUTLAP	73.1	24.498	104.0	1:11.803	60.56	16.044	11:41:47.355	
2 -	35.312	86.9	23.687	108.0	58.999	73.70	3.240	11:42:46.354	
3 -	37.097	60.7	IN PIT		11:57.354	P 6.06	11:01.595	11:54:43.708	
4 -	OUTLAP	85.7	23.381	107.5	1:17.389	56.19	21.630	11:56:01.097	
5 -	33.993	87.6	22.676	107.2	56.669	76.73	0.910	11:56:57.766	
6 -	33.923	87.8	22.364	107.0	56.287	(3) 77.25	0.528	11:57:54.053	
7 -	33.718	88.0	22.606	107.5	56.324	77.20	0.565	11:58:50.377	
8 -	33.363	89.1	22.396	108.0	55.759	(1) 77.98		11:59:46.136	
9 -	33.987	86.8	22.613	108.5	56.600	76.83	0.841	12:00:42.736	
10 -	33.883	87.9	22.521	108.2	56.404	77.09	0.645	12:01:39.140	
11 -	33.652	87.3	22.328	108.2	55.980	(2) 77.68	0.221	12:02:35.120	

P5		87		Jack LEESE		Honda Civic Type R			
IDEAL LAP TIME : 56.439		BEST LAP TIME : 56.439		DIFFERENCE : 0.000					
LAP	SECTOR 1	SECTOR 2		LAP TIME	MPH	DIFF	TIME OF DAY		
1 -	OUTLAP	73.0	24.165	104.2	1:05.806	66.08	9.367	11:41:49.239	
2 -	36.238	85.2	23.284	105.5	59.522	73.05	3.083	11:42:48.761	
3 -	39.557	73.6	IN PIT		11:59.835	P 6.04	11:03.396	11:54:48.596	
4 -	OUTLAP	84.0	23.620	105.3	1:12.305	60.14	15.866	11:56:00.901	
5 -	34.906	84.8	23.340	104.5	58.246	74.65	1.807	11:56:59.147	
6 -	34.492	84.4	22.956	105.0	57.448	75.69	1.009	11:57:56.595	
7 -	33.961	86.9	23.277	105.0	57.238	75.97	0.799	11:58:53.833	
8 -	33.832	85.4	22.691	104.6	56.523	(2) 76.93	0.084	11:59:50.356	
9 -	34.498	85.7	23.671	104.6	58.169	74.75	1.730	12:00:48.525	
10 -	33.874	86.1	22.801	105.8	56.675	(3) 76.72	0.236	12:01:45.200	
11 -	33.768	86.2	22.671	105.3	56.439	(1) 77.04		12:02:41.639	

P6		28		Joe JESSUP		Honda Civic Type R			
IDEAL LAP TIME : 56.397		BEST LAP TIME : 56.455		DIFFERENCE : 0.058					
LAP	SECTOR 1	SECTOR 2		LAP TIME	MPH	DIFF	TIME OF DAY		
1 -	OUTLAP	76.0	24.190	107.2	1:13.038	59.53	16.583	11:41:46.276	
2 -	35.280	86.9	24.048	108.0	59.328	73.29	2.873	11:42:45.604	
3 -	35.813	66.9	IN PIT		11:54.240	P 6.08	10:57.785	11:54:39.844	
4 -	OUTLAP	85.8	23.414	106.8	1:20.480	54.03	24.025	11:56:00.324	
5 -	36.021	87.3	23.240	108.2	59.261	73.38	2.806	11:56:59.585	
6 -	34.525	87.8	22.991	108.0	57.516	75.60	1.061	11:57:57.101	
7 -	34.235	88.3	23.029	108.5	57.264	75.93	0.809	11:58:54.365	
8 -	33.938	88.1	22.663	108.7	56.601	(2) 76.82	0.146	11:59:50.966	
9 -	34.541	88.1	23.359	101.0	57.900	75.10	1.445	12:00:48.866	
10 -	34.096	87.9	22.688	108.9	56.784	(3) 76.58	0.329	12:01:45.650	
11 -	33.734	88.7	22.721	108.9	56.455	(1) 77.02		12:02:42.105	

P7		53		Mark BALMER		Honda Civic Type R			
IDEAL LAP TIME : 56.521		BEST LAP TIME : 56.579		DIFFERENCE : 0.058					
LAP	SECTOR 1	SECTOR 2		LAP TIME	MPH	DIFF	TIME OF DAY		
1 -	OUTLAP	83.4	24.107	106.0	1:04.564	67.35	7.985	11:41:48.844	
2 -	36.639	79.1	23.926	106.8	1:00.565	71.80	3.986	11:42:49.409	
3 -	48.263	53.1	IN PIT		12:08.402	P 5.97	11:11.823	11:54:57.811	
4 -	OUTLAP	83.5	24.224	105.6	1:05.880	66.00	9.301	11:56:03.691	
5 -	35.517	85.5	23.257	106.6	58.774	73.98	2.195	11:57:02.465	
6 -	35.627	85.9	23.389	101.9	59.016	73.68	2.437	11:58:01.481	
7 -	35.237	86.7	23.084	106.8	58.321	74.56	1.742	11:58:59.802	
8 -	34.431	87.0	22.894	107.3	57.325	75.85	0.746	11:59:57.127	
9 -	34.008	85.9	22.738	108.0	56.746	(2) 76.63	0.167	12:00:53.873	
10 -	34.546	85.9	22.654	106.5	57.200	(3) 76.02	0.621	12:01:51.073	
11 -	33.867	85.8	22.712	105.3	56.579	(1) 76.85		12:02:47.652	

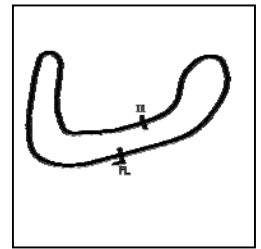
Weather / Track : Cloudy / Dry

Brands Hatch Indy
Circuit Length = 1.2079 miles
Start: 11:40 Flag 12:02 End: 12:03

Time Attack 2021 - Round 7 @ Brands Hatch

Tegiwa Type R Trophy

QUALIFYING - RACE 2 - SECTOR ANALYSIS



SECTOR 1 = FL to I1, SECTOR 2 = I1 to FL, DIFF = Difference To Personal Best Lap, P = Crossed Finish Line in Pit Lane, D = Time Disallowed

P8 83		William PUTTERGILL			Honda Civic Type R			
IDEAL LAP TIME : 56.842		BEST LAP TIME : 57.051			DIFFERENCE : 0.209			
LAP	SECTOR 1	SECTOR 2		LAP TIME	MPH	DIFF	TIME OF DAY	
1 -	OUTLAP	64.5	28.780	93.7	1:11.051	61.20	14.000	11:42:05.500
2 -	36.427	79.5	23.851	105.3	1:00.278	72.14	3.227	11:43:05.778
3 -	57.296	40.9	IN PIT		12:05.677	P 5.99	11:08.626	11:55:11.455
4 -	OUTLAP	73.0	24.796	101.6	1:12.591	59.90	15.540	11:56:24.046
5 -	37.783	80.3	24.045	103.8	1:01.828	70.33	4.777	11:57:25.874
6 -	35.283	83.9	23.577	102.6	58.860	73.88	1.809	11:58:24.734
7 -	35.398	84.6	23.047	104.0	58.445	74.40	1.394	11:59:23.179
8 -	34.300	85.0	22.876	105.8	57.176	(2) 76.05	0.125	12:00:20.355
9 -	34.531	84.8	22.842	104.0	57.373	(3) 75.79	0.322	12:01:17.728
10 -	34.087	85.4	23.668	100.6	57.755	75.29	0.704	12:02:15.483
11 -	34.296	86.4	22.755	106.1	57.051	(1) 76.22		12:03:12.534

P9 22		Tate TAVERNER			Honda Civic Type R			
IDEAL LAP TIME : 57.200		BEST LAP TIME : 57.294			DIFFERENCE : 0.094			
LAP	SECTOR 1	SECTOR 2		LAP TIME	MPH	DIFF	TIME OF DAY	
1 -	OUTLAP	81.1	24.333	106.6	1:07.797	64.14	10.503	11:42:06.911
2 -	35.534	83.9	23.750	107.7	59.284	73.35	1.990	11:43:06.195
3 -	55.548	39.2	IN PIT		12:03.298	P 6.01	11:06.004	11:55:09.493
4 -	OUTLAP	80.4	24.726	106.3	1:08.249	63.71	10.955	11:56:17.742
5 -	36.044	83.7	23.477	107.5	59.521	73.05	2.227	11:57:17.263
6 -	34.934	85.2	23.056	107.3	57.990	74.98	0.696	11:58:15.253
7 -	35.761	86.3	23.061	106.8	58.822	73.92	1.528	11:59:14.075
8 -	34.298	87.0	22.996	107.5	57.294	(1) 75.89		12:00:11.369
9 -	34.733	86.8	22.959	107.8	57.692	(3) 75.37	0.398	12:01:09.061
10 -	34.241	86.7	23.494	106.1	57.735	75.32	0.441	12:02:06.796
11 -	34.595	87.2	23.055	107.2	57.650	(2) 75.43	0.356	12:03:04.446

P10 20		Ash MOOR			Honda Civic Type R			
IDEAL LAP TIME : 57.314		BEST LAP TIME : 57.439			DIFFERENCE : 0.125			
LAP	SECTOR 1	SECTOR 2		LAP TIME	MPH	DIFF	TIME OF DAY	
1 -	OUTLAP	79.3	24.374	106.6	1:09.943	62.17	12.504	11:41:50.625
2 -	36.270	85.3	23.784	107.3	1:00.054	72.41	2.615	11:42:50.679
3 -	47.877	55.8	IN PIT		12:08.751	P 5.96	11:11.312	11:54:59.430
4 -	OUTLAP	82.1	24.252	106.0	1:05.732	66.15	8.293	11:56:05.162
5 -	36.079	86.9	23.791	106.8	59.870	72.63	2.431	11:57:05.032
6 -	36.272	86.5	23.771	107.7	1:00.043	72.42	2.604	11:58:05.075
7 -	35.469	87.4	23.281	107.5	58.750	(3) 74.01	1.311	11:59:03.825
8 -	37.015	87.3	23.560	106.8	1:00.575	71.78	3.136	12:00:04.400
9 -	34.345	87.1	23.094	107.8	57.439	(1) 75.70		12:01:01.839
10 -	34.220	87.9	23.287	107.3	57.507	(2) 75.61	0.068	12:01:59.346
11 -	35.151	73.5	24.771	99.4	59.922	72.57	2.483	12:02:59.268

P11 17		Kevin CONDON			Honda Civic Type R			
IDEAL LAP TIME : 57.379		BEST LAP TIME : 57.481			DIFFERENCE : 0.102			
LAP	SECTOR 1	SECTOR 2		LAP TIME	MPH	DIFF	TIME OF DAY	
1 -	OUTLAP	69.3	27.013	94.5	1:11.445	60.86	13.964	11:41:57.410
2 -	40.520	75.2	25.808	101.8	1:06.328	65.56	8.847	11:43:03.738
3 -	51.472	39.4	IN PIT		12:01.444	P 6.02	11:03.963	11:55:05.182
4 -	OUTLAP	74.3	25.042	101.8	1:09.538	62.53	12.057	11:56:14.720
5 -	36.865	84.4	23.877	105.1	1:00.742	71.59	3.261	11:57:15.462
6 -	37.406	85.1	23.770	100.1	1:01.176	71.08	3.695	11:58:16.638
7 -	37.755	83.2	23.710	104.5	1:01.465	70.74	3.984	11:59:18.103
8 -	35.943	84.3	23.333	105.0	59.276	73.36	1.795	12:00:17.379
9 -	34.591	85.8	23.039	105.5	57.630	(2) 75.45	0.149	12:01:15.009
10 -	34.355	86.2	23.126	104.6	57.481	(1) 75.65		12:02:12.490
11 -	34.996	85.5	23.024	100.4	58.020	(3) 74.95	0.539	12:03:10.510

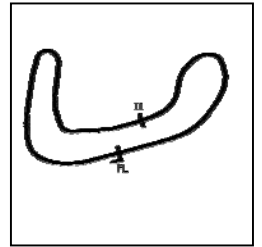
Weather / Track : Cloudy / Dry

Brands Hatch Indy
Circuit Length = 1.2079 miles
Start: 11:40 Flag 12:02 End: 12:03

Time Attack 2021 - Round 7 @ Brands Hatch

Tegiwa Type R Trophy

QUALIFYING - RACE 2 - SECTOR ANALYSIS



SECTOR 1 = FL to I1, SECTOR 2 = I1 to FL, DIFF = Difference To Personal Best Lap, P = Crossed Finish Line in Pit Lane, D = Time Disallowed

P12 88		Tristan FLETCHER			Honda Civic Type R			
IDEAL LAP TIME : 57.648		BEST LAP TIME : 57.648			DIFFERENCE : 0.000			
LAP	SECTOR 1	SECTOR 2		LAP TIME	MPH	DIFF	TIME OF DAY	
1 -	OUTLAP	76.6	24.669	105.3	1:11.133	61.13	13.485	11:41:48.166
2 -	36.470	85.0	23.595	105.6	1:00.065	72.39	2.417	11:42:48.231
3 -	48.354	56.9	IN PIT		12:08.175 P	5.97	11:10.527	11:54:56.406
4 -	OUTLAP	81.5	24.573	91.9	1:07.140	64.76	9.492	11:56:03.546
5 -	37.219	84.4	23.379	106.0	1:00.598	71.76	2.950	11:57:04.144
6 -	36.209	83.8	23.504	103.5	59.713	72.82	2.065	11:58:03.857
7 -	35.970	85.3	23.256	106.1	59.226	73.42	1.578	11:59:03.083
8 -	34.976	86.4	23.183	106.1	58.159 (2)	74.77	0.511	12:00:01.242
9 -	34.555	86.4	23.093	106.0	57.648 (1)	75.43		12:00:58.890
10 -	34.688	85.5	24.079	105.8	58.767 (3)	73.99	1.119	12:01:57.657
11 -	36.196	80.1	26.700	87.3	1:02.896	69.13	5.248	12:03:00.553

P13 48		Lee DEEGAN			Honda Civic Type R			
IDEAL LAP TIME : 57.847		BEST LAP TIME : 57.847			DIFFERENCE : 0.000			
LAP	SECTOR 1	SECTOR 2		LAP TIME	MPH	DIFF	TIME OF DAY	
1 -	OUTLAP	78.7	24.220	106.1	1:11.194	61.08	13.347	11:41:45.357
2 -	34.761	87.1	23.086	107.5	57.847 (1)	75.17		11:42:43.204

P14 77		Mark DICKEN			Honda Civic Type R			
IDEAL LAP TIME : 58.480		BEST LAP TIME : 58.480			DIFFERENCE : 0.000			
LAP	SECTOR 1	SECTOR 2		LAP TIME	MPH	DIFF	TIME OF DAY	
1 -	OUTLAP	78.7	24.319	105.8	1:13.090	59.49	14.610	11:41:45.199
2 -	36.213	86.1	23.572	106.5	59.785 (2)	72.73	1.305	11:42:44.984
3 -	35.879	70.4	IN PIT		11:52.636 P	6.10	10:54.156	11:54:37.620
4 -	OUTLAP	82.7	23.640	107.2	1:24.523	51.44	26.043	11:56:02.143
5 -	35.225	85.8	23.255	108.0	58.480 (1)	74.36		11:57:00.623

P15 85		Aaron THORNTON			Honda Civic Type R			
IDEAL LAP TIME : 58.850		BEST LAP TIME : 58.850			DIFFERENCE : 0.000			
LAP	SECTOR 1	SECTOR 2		LAP TIME	MPH	DIFF	TIME OF DAY	
1 -	OUTLAP	68.2	26.000	105.0	1:12.713	59.80	13.863	11:41:55.291
2 -	37.260	81.1	24.636	104.3	1:01.896	70.25	3.046	11:42:57.187
3 -	54.256	42.0	IN PIT		12:03.922 P	6.00	11:05.072	11:55:01.109
4 -	OUTLAP	79.4	25.064	105.0	1:06.073	65.81	7.223	11:56:07.182
5 -	36.573	82.0	23.981	105.5	1:00.554	71.81	1.704	11:57:07.736
6 -	36.083	83.5	24.258	105.8	1:00.341	72.06	1.491	11:58:08.077
7 -	36.410	83.9	24.111	105.3	1:00.521	71.85	1.671	11:59:08.598
8 -	36.421	82.7	24.212	106.6	1:00.633	71.72	1.783	12:00:09.231
9 -	35.034	84.8	23.816	105.6	58.850 (1)	73.89		12:01:08.081
10 -				106.1	58.885 (2)	73.84	0.035	12:02:06.966
11 -			106.8		59.097 (3)	73.58	0.247	12:03:06.063

P16 96		Tim NECKLEN			Honda Civic Type R			
IDEAL LAP TIME : 59.200		BEST LAP TIME : 59.200			DIFFERENCE : 0.000			
LAP	SECTOR 1	SECTOR 2		LAP TIME	MPH	DIFF	TIME OF DAY	
1 -	OUTLAP	74.1	25.611	105.0	1:07.225	64.68	8.025	11:42:12.707
2 -	37.648	83.4	25.480	70.7	1:03.128	68.88	3.928	11:43:15.835
3 -	1:01.362	40.8	IN PIT		12:02.876 P	6.01	11:03.676	11:55:18.711
4 -	OUTLAP	73.3	26.189	103.4	1:07.569	64.35	8.369	11:56:26.280
5 -	38.707	79.9	25.306	105.6	1:04.013	67.93	4.813	11:57:30.293
6 -	38.462	73.9	25.339	104.6	1:03.801	68.15	4.601	11:58:34.094
7 -	37.044	81.6	24.594	105.8	1:01.638 (3)	70.55	2.438	11:59:35.732
8 -	36.689	85.8	25.308	105.5	1:01.997	70.14	2.797	12:00:37.729
9 -	36.465	82.3	23.657	106.8	1:00.122 (2)	72.32	0.922	12:01:37.851
10 -	35.824	86.1	23.376	101.9	59.200 (1)	73.45		12:02:37.051

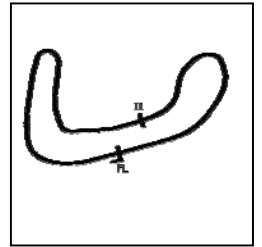
Weather / Track : Cloudy / Dry

Brands Hatch Indy
Circuit Length = 1.2079 miles
Start: 11:40 Flag 12:02 End: 12:03

Time Attack 2021 - Round 7 @ Brands Hatch

Tegiwa Type R Trophy

QUALIFYING - RACE 2 - SECTOR ANALYSIS



SECTOR 1 = FL to I1, SECTOR 2 = I1 to FL, DIFF = Difference To Personal Best Lap, P = Crossed Finish Line in Pit Lane, D = Time Disallowed

P17 95		Samuel DENNIS			Honda Civic Type R			
IDEAL LAP TIME : 59.440		BEST LAP TIME : 59.440			DIFFERENCE : 0.000			
LAP	SECTOR 1	SECTOR 2		LAP TIME	MPH	DIFF	TIME OF DAY	
1 -	OUTLAP	62.1	27.500	89.1	1:10.219	61.92	10.779	11:42:06.423
2 -	41.707	75.6	26.637	80.2	1:08.344	63.62	8.904	11:43:14.767
3 -	1:00.713	38.2	IN PIT		12:01.208 P	6.02	11:01.768	11:55:15.975
4 -	OUTLAP	67.9	26.827	103.7	1:11.748	60.60	12.308	11:56:27.723
5 -	39.563	79.8	26.368	104.2	1:05.931	65.95	6.491	11:57:33.654
6 -	38.082	81.9	24.940	104.8	1:03.022	69.00	3.582	11:58:36.676
7 -	38.032	82.0	25.040	105.3	1:03.072	68.94	3.632	11:59:39.748
8 -	36.832	73.6	24.351	105.0	1:01.183 (3)	71.07	1.743	12:00:40.931
9 -	35.783	80.1	24.371	105.6	1:00.154 (2)	72.29	0.714	12:01:41.085
10 -	35.773	83.7	23.667	105.6	59.440 (1)	73.15		12:02:40.525

P18 7		Jack THOMAS			Honda Civic Type R			
IDEAL LAP TIME : 59.607		BEST LAP TIME : 59.617			DIFFERENCE : 0.010			
LAP	SECTOR 1	SECTOR 2		LAP TIME	MPH	DIFF	TIME OF DAY	
1 -	OUTLAP	55.7	30.554	75.0	1:23.010	52.38	23.393	11:42:43.287
2 -	52.508	57.4	IN PIT		12:39.541 P	5.72	11:39.924	11:55:22.828
3 -	OUTLAP	76.5	25.769	97.1	1:08.098	63.85	8.481	11:56:30.926
4 -	38.916	81.7	25.150	102.2	1:04.066	67.87	4.449	11:57:34.992
5 -	40.275	81.7	24.805	102.1	1:05.080	66.81	5.463	11:58:40.072
6 -	36.415	83.7	25.523	100.9	1:01.938 (3)	70.20	2.321	11:59:42.010
7 -	35.391	82.4	24.226	103.8	59.617 (1)	72.94		12:00:41.627
8 -	36.328	82.0	24.286	102.4	1:00.614 (2)	71.74	0.997	12:01:42.241

P19 11		Martin PICCOLO			Honda Civic Type R			
IDEAL LAP TIME : 1:00.547		BEST LAP TIME : 1:00.739			DIFFERENCE : 0.192			
LAP	SECTOR 1	SECTOR 2		LAP TIME	MPH	DIFF	TIME OF DAY	
1 -	OUTLAP	70.9	26.437	88.4	1:10.382	61.78	9.643	11:41:57.879
2 -	37.555	79.6	24.586	80.8	1:02.141 (3)	69.97	1.402	11:43:00.020
3 -	53.544	41.6	IN PIT		12:04.049 P	6.00	11:03.310	11:55:04.069
4 -	OUTLAP	53.3	33.872	66.9	1:22.074	52.98	21.335	11:56:26.143
5 -	45.688	81.9	24.414	95.8	1:10.102	62.03	9.363	11:57:36.245
6 -	39.745	78.6	30.908	76.6	1:10.653	61.54	9.914	11:58:46.898
7 -	36.976	74.9	24.890	88.3	1:01.866 (2)	70.29	1.127	11:59:48.764
8 -	39.048	61.3	27.828	84.2	1:06.876	65.02	6.137	12:00:55.640
9 -	37.168	80.2	23.571	98.5	1:00.739 (1)	71.59		12:01:56.379
10 -	37.762	76.8	24.636	103.4	1:02.398	69.69	1.659	12:02:58.777

P20 18		Matthew DUFFELL			Honda Civic Type-R			
IDEAL LAP TIME : 1:00.882		BEST LAP TIME : 1:00.882			DIFFERENCE : 0.000			
LAP	SECTOR 1	SECTOR 2		LAP TIME	MPH	DIFF	TIME OF DAY	
1 -	OUTLAP	61.9	26.425	101.9	1:09.648	62.43	8.766	11:41:58.899
2 -	39.482	69.9	26.178	86.7	1:05.660	66.22	4.778	11:43:04.559
3 -	54.392	38.3	IN PIT		12:03.465 P	6.01	11:02.583	11:55:08.024
4 -	OUTLAP	76.3	26.158	97.2	1:10.549	61.63	9.667	11:56:18.573
5 -	38.632	78.8	25.232	101.8	1:03.864	68.09	2.982	11:57:22.437
6 -	37.421	82.7	25.205	95.4	1:02.626 (3)	69.43	1.744	11:58:25.063
7 -	37.957	81.6	24.671	102.4	1:02.628	69.43	1.746	11:59:27.691
8 -	36.548	82.7	24.334	102.7	1:00.882 (1)	71.42		12:00:28.573
9 -	36.550	82.5	24.636	101.0	1:01.186 (2)	71.07	0.304	12:01:29.759
10 -	37.868	72.7	24.817	103.4	1:02.685	69.37	1.803	12:02:32.444

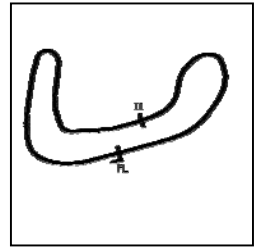
Weather / Track : Cloudy / Dry

Brands Hatch Indy
Circuit Length = 1.2079 miles
Start: 11:40 Flag 12:02 End: 12:03

Time Attack 2021 - Round 7 @ Brands Hatch

Tegiwa Type R Trophy

QUALIFYING - RACE 2 - SECTOR ANALYSIS



SECTOR 1 = FL to I1, SECTOR 2 = I1 to FL, DIFF = Difference To Personal Best Lap, P = Crossed Finish Line in Pit Lane, D = Time Disallowed

P21 23		Alan GILL			Honda Civic Type R			
IDEAL LAP TIME : 1:02.941		BEST LAP TIME : 1:03.552			DIFFERENCE : 0.611			
LAP	SECTOR 1	SECTOR 2		LAP TIME	MPH	DIFF	TIME OF DAY	
1 -	OUTLAP	71.5	26.859	98.1	1:09.394	62.66	5.842	11:42:07.397
2 -	39.760	74.6	26.683	85.2	1:06.443	65.44	2.891	11:43:13.840
3 -	1:00.417	39.5	IN PIT		12:00.501	P 6.03	10:56.949	11:55:14.341
4 -	OUTLAP	68.4	26.379	98.9	1:11.641	60.69	8.089	11:56:25.982
5 -	40.938	76.5	26.549	100.9	1:07.487	64.43	3.935	11:57:33.469
6 -	40.068	77.7	25.689	102.9	1:05.757	66.13	2.205	11:58:39.226
7 -	38.824	75.9	24.929	103.2	1:03.753 (2)	68.21	0.201	11:59:42.979
8 -	38.313	80.8	25.916	99.4	1:04.229 (3)	67.70	0.677	12:00:47.208
9 -	38.546	74.8	25.808	103.5	1:04.354	67.57	0.802	12:01:51.562
10 -	38.012	80.6	25.540	101.3	1:03.552 (1)	68.42		12:02:55.114

P22 39		Warwick ELLIS			Honda Civic Type R			
IDEAL LAP TIME : 1:04.887		BEST LAP TIME : 1:05.210			DIFFERENCE : 0.323			
LAP	SECTOR 1	SECTOR 2		LAP TIME	MPH	DIFF	TIME OF DAY	
1 -	OUTLAP	67.8	27.547	96.5	1:12.684	59.82	7.474	11:42:13.179
2 -	52.233	47.4	IN PIT		13:07.122	P 5.52	12:01.912	11:55:20.301
3 -	OUTLAP	77.0	26.123	100.4	1:08.483	63.49	3.273	11:56:28.784
4 -	39.970	73.8	26.425	99.1	1:06.395	65.49	1.185	11:57:35.179
5 -	40.158	73.3	26.916	99.4	1:07.074	64.83	1.864	11:58:42.253
6 -	39.799	78.1	26.032	100.7	1:05.831 (3)	66.05	0.621	11:59:48.084
7 -	38.855	78.3	26.355	99.2	1:05.210 (1)	66.68		12:00:53.294
8 -	39.855	73.1	26.641	100.3	1:06.496	65.39	1.286	12:01:59.790
9 -	39.150	74.1	26.677	98.9	1:05.827 (2)	66.06	0.617	12:03:05.617

P23 72		Chris STONE			Honda Civic Type R			
IDEAL LAP TIME : 1:05.742		BEST LAP TIME : 1:05.965			DIFFERENCE : 0.223			
LAP	SECTOR 1	SECTOR 2		LAP TIME	MPH	DIFF	TIME OF DAY	
1 -	OUTLAP	71.9	27.814	92.1	1:18.239	55.58	12.274	11:41:56.342
2 -	40.884	75.5	27.028	90.9	1:07.912	64.03	1.947	11:43:04.254
3 -	52.844	39.7	IN PIT		12:02.486	P 6.01	10:56.521	11:55:06.740
4 -	OUTLAP	59.3	27.767	94.9	1:14.657	58.24	8.692	11:56:21.397
5 -	40.639	72.3	26.430	93.9	1:07.069	64.83	1.104	11:57:28.466
6 -	39.741	76.7	26.541	97.2	1:06.282 (2)	65.60	0.317	11:58:34.748
7 -	39.671	77.7	29.275	94.9	1:08.946	63.07	2.981	11:59:43.694
8 -	39.480	78.3	26.851	96.6	1:06.331 (3)	65.55	0.366	12:00:50.025
9 -	39.703	73.3	26.262	93.2	1:05.965 (1)	65.92		12:01:55.990
10 -				96.0	1:07.065	64.84	1.100	12:03:03.055

Weather / Track : Cloudy / Dry

Brands Hatch Indy
Circuit Length = 1.2079 miles
Start: 11:40 Flag 12:02 End: 12:03

Time Attack 2021 - Round 7 @ Brands Hatch

Tegiwa Type R Trophy

QUALIFYING - RACE 2 - BEST SPEEDS

INTERMEDIATE 1				FINISH LINE		
POS	NO	NAME	MPH	NO	NAME	MPH
1	5	HUMPHRIES	89.1	28	JESSUP	108.9
2	28	JESSUP	88.7	5	HUMPHRIES	108.5
3	117	SHEPHERD	88.0	53	BALMER	108.0
4	20	MOOR	87.9	77	DICKEN	108.0
5	47	ROSEWELL	87.4	117	SHEPHERD	107.8
6	22	TAVERNER	87.2	22	TAVERNER	107.8
7	48	DEEGAN	87.1	20	MOOR	107.8
8	97	DIGBY	87.0	48	DEEGAN	107.5
9	53	BALMER	87.0	47	ROSEWELL	107.2
10	87	LEESE	86.9	97	DIGBY	107.2
11	83	PUTTERGILL	86.4	85	THORNTON	106.8
12	88	FLETCHER	86.4	96	NECKLEN	106.8
13	17	CONDON	86.2	83	PUTTERGILL	106.1
14	77	DICKEN	86.1	88	FLETCHER	106.1
15	96	NECKLEN	86.1	87	LEESE	105.8
16	85	THORNTON	84.8	95	DENNIS	105.6
17	7	THOMAS	84.0	17	CONDON	105.5
18	95	DENNIS	83.7	7	THOMAS	103.8
19	18	DUFFELL	82.7	23	GILL	103.5
20	11	PICCOLO	81.9	11	PICCOLO	103.4
21	23	GILL	80.8	18	DUFFELL	103.4
22	39	ELLIS	78.3	39	ELLIS	100.7
23	72	STONE	78.3	72	STONE	97.2

Weather / Track : Cloudy / Dry

Results can be found at www.tsl-timing.com

Brands Hatch Indy
Circuit Length = 1.2079 miles
Start: 11:40 Flag 12:02 End: 12:03

Printed - 12:05 Sunday, 26 September 2021

Time Attack 2021 - Round 7 @ Brands Hatch

Tegiwa Type R Trophy

QUALIFYING - RACE 2 - STATISTICS

Competitors Started	23
Planned Start	2021-09-26 @ 11:35:00.000
Actual Start	2021-09-26 @ 11:40:25.800
Finish Time	2021-09-26 @ 12:02:31.375
Track Length	1.2079mi.
Total Laps	229
Total Distance Covered	276.6195mi.

Session Fastest Lap History

NO	NAME	LAP TIME	TIME OF DAY	LAP	VEHICLE
117	Adam SHEPHERD	56.816	11:42:40.544	2	Honda Civic Type R
117	Adam SHEPHERD	55.545	11:56:53.525	5	Honda Civic Type R
117	Adam SHEPHERD	55.369	11:58:44.692	7	Honda Civic Type R
117	Adam SHEPHERD	55.323	12:00:36.621	9	Honda Civic Type R
117	Adam SHEPHERD	55.017	12:01:31.638	10	Honda Civic Type R
117	Adam SHEPHERD	54.986	12:02:26.624	11	Honda Civic Type R

Flag History

TYPE	TIME OF DAY
GREEN	11:40:25.800
RED	11:43:16.064
GREEN	11:54:29.262
FINISH	12:02:31.375

Flag Statistics


TYPE	COUNT	TOTAL LAPS	TOTAL TIME
Green	2	12	11:50.894
Red	1	0	11:13.198
Safety Car	0	0	0.000
FCY	0	0	0.000

TK BULLETIN 10

Time Attack 2021 - Round 7 @ Brands Hatch

Tegiwa Type R Trophy

RACE 2 - GRID (15 minutes)

ROW 12	23	1:05.965	72	Chris STONE						
ROW 11	21	1:03.552	23	Alan GILL	22	1:05.210	39	Warwick ELLIS		
ROW 10			19	1:00.739	11	Martin PICCOLO	20	1:00.882	18	Matthew DUFFELL
ROW 9	17	59.440	95	Samuel DENNIS	18	59.617	7	Jack THOMAS		
ROW 8			15	58.850	85	Aaron THORNTON	16	59.200	96	Tim NECKLEN
ROW 7	13	57.847	48	Lee DEEGAN	14	58.480	77	Mark DICKEN		
ROW 6			11	57.481	17	Kevin CONDON	12	57.648	88	Tristan FLETCHER
ROW 5	9	57.294	22	Tate TAVERNER	10	57.439	20	Ash MOOR		
ROW 4			7	56.579	53	Mark BALMER	8	57.051	83	William PUTTERGILL
ROW 3	5	56.439	87	Jack LEESE	6	56.455	28	Joe JESSUP		
ROW 2			3	55.677	97	Matt DIGBY	4	55.759	5	Jeff HUMPHRIES
ROW 1	1	54.986	117	Adam SHEPHERD	2	55.405	47	Luke ROSEWELL		
Pole										
										

These results are provisional until the conclusion of any judicial and technical matters.

Brands Hatch Indy
Circuit Length = 1.2079 miles

Clerk Of Course : Lynne Spurr	Stewards :	Timekeeper : Andrew Craker
-------------------------------	------------	----------------------------

TK BULLETIN 23

Time Attack 2021 - Round 7 @ Brands Hatch

Tegiwa Type R Trophy

RACE 2 - CLASSIFICATION

POS	NO	NAME	ENTRY	LAPS	TIME	GAP	DIFF	MPH	BEST	ON
1	117	Adam SHEPHERD	Honda Civic Type R	5	7:21.182			49.28	55.457	2
2	47	Luke ROSEWELL	Honda Civic Type R	5	7:22.058	0.876	0.876	49.18	55.719	2
3	5	Jeff HUMPHRIES	Honda Civic Type-R	5	7:22.670	1.488	0.612	49.11	55.942	2
4	97	Matt DIGBY	Honda Civic Type R	5	7:23.839	2.657	1.169	48.98	56.709	2
5	28	Joe JESSUP	Honda Civic Type R	5	7:25.361	4.179	1.522	48.82	57.230	2
6	87	Jack LEESE	Honda Civic Type R	5	7:26.108	4.926	0.747	48.73	57.072	2
7	53	Mark BALMER	Honda Civic Type R	5	7:27.131	5.949	1.023	48.62	57.781	2
8	22	Tate TAVERNER	Honda Civic Type R	5	7:28.587	7.405	1.456	48.46	57.432	2
9	77	Mark DICKEN	Honda Civic Type R	5	7:29.736	8.554	1.149	48.34	57.710	2
10	88	Tristan FLETCHER	Honda Civic Type R	5	7:30.725	9.543	0.989	48.24	59.513	2
11	20	Ash MOOR	Honda Civic Type R	5	7:31.643	10.461	0.918	48.14	58.245	2
12	96	Tim NECKLEN	Honda Civic Type R	5	7:33.233	12.051	1.590	47.97	59.659	2
13	17	Kevin CONDON	Honda Civic Type R	5	7:34.435	13.253	1.202	47.84	58.777	2
14	11	Martin PICCOLO	Honda Civic Type R	5	7:35.674	14.492	1.239	47.71	59.067	2
15	7	Jack THOMAS	Honda Civic Type R	5	7:36.599	15.417	0.925	47.61	1:01.727	2
16	95	Samuel DENNIS	Honda Civic Type R	5	7:37.435	16.253	0.836	47.53	1:01.275	2
17	18	Matthew DUFFELL	Honda Civic Type-R	5	7:38.953	17.771	1.518	47.37	1:02.932	2
18	23	Alan GILL	Honda Civic Type R	5	7:40.897	19.715	1.944	47.17	1:03.895	2
19	72	Chris STONE	Honda Civic Type R	5	7:41.872	20.690	0.975	47.07	1:07.546	2
20	39	Warwick ELLIS	Honda Civic Type R	5	7:42.436	21.254	0.564	47.01	1:13.273	1

NOT CLASSIFIED

DNF	85	Aaron THORNTON	Honda Civic Type R	5	7:34.926	13.744		47.79	59.962	2
DNF	83	William PUTTERGILL	Honda Civic Type R	1	1:06.942	4 Laps	4 Laps	64.96	1:06.942	1

FASTEST LAP

117	Adam SHEPHERD	Honda Civic Type R	2	55.457	78.41 mph	126.19 kph
-----	---------------	--------------------	---	--------	-----------	------------

Race stopped by Red Flag 14:51:46.772

Weather / Track : Cloudy / Dry

These results are provisional until the conclusion of any judicial and technical matters.

Brands Hatch Indy: 1.2079 miles

Race Distance: 5 Laps / 6.03 miles

Start: 14:42 Flag 14:49 End: 14:53

Clerk Of Course : Lynne Spurr	Stewards :	Timekeeper : Andrew Craker
-------------------------------	------------	----------------------------

Time Attack 2021 - Round 7 @ Brands Hatch

Tegiwa Type R Trophy

RACE 2 - LAP CHART

LAP 1 @ 14:43:14.100			LAP 2 @ 14:44:09.557			LAP 3 @ 14:45:38.937			LAP 4 @ 14:47:37.304			LAP 5 @ 14:49:33.498		
NO	BEHIND	LAP TIME	NO	BEHIND	LAP TIME	NO	BEHIND	LAP TIME	NO	BEHIND	LAP TIME	NO	BEHIND	LAP TIME
117		1:01.784	117		55.457	117		1:29.380	117		1:58.367	117		1:56.194
47	1.071	1:02.855	47	1.333	55.719	47	0.693	1:28.740	47	0.868	1:58.542	47	0.876	1:56.202
5	2.236	1:04.020	5	2.721	55.942	5	1.936	1:28.595	5	1.823	1:58.254	5	1.488	1:55.859
97	2.492	1:04.276	97	3.744	56.709	97	3.087	1:28.723	97	2.656	1:57.936	97	2.657	1:56.195
28	2.915	1:04.699	28	4.688	57.230	28	4.075	1:28.767	28	4.037	1:58.329	28	4.179	1:56.336
53	3.354	1:05.138	87	5.344	57.072	87	4.773	1:28.809	87	4.752	1:58.346	87	4.926	1:56.368
87	3.729	1:05.513	53	5.678	57.781	53	5.645	1:29.347	53	5.782	1:58.504	53	5.949	1:56.361
22	4.106	1:05.890	22	6.081	57.432	22	6.325	1:29.624	22	6.399	1:58.441	22	7.405	1:57.200
88	4.697	1:06.481	77	7.669	57.710	77	6.929	1:28.640	77	7.609	1:59.047	77	8.554	1:57.139
83	5.158	1:06.942	88	8.753	59.513	88	7.955	1:28.582	88	8.731	1:59.143	88	9.543	1:57.006
77	5.416	1:07.200	20	9.767	58.245	20	8.972	1:28.585	20	10.043	1:59.438	20	10.461	1:56.612
96	6.233	1:08.017	96	10.435	59.659	96	9.820	1:28.765	96	11.122	1:59.669	96	12.051	1:57.123
20	6.979	1:08.763	17	11.110	58.777	17	10.637	1:28.907	17	12.222	1:59.952	17	13.253	1:57.225
85	7.402	1:09.186	85	11.907	59.962	85	11.275	1:28.748	85	13.039	2:00.131	85	13.744	1:56.899
17	7.790	1:09.574	11	13.160	59.067	11	11.849	1:28.069	11	14.114	2:00.632	11	14.492	1:56.572
7	8.948	1:10.732	7	15.218	1:01.727	7	12.628	1:26.790	7	15.100	2:00.839	7	15.417	1:56.511
11	9.550	1:11.334	95	15.625	1:01.275	95	13.530	1:27.285	95	15.780	2:00.617	95	16.253	1:56.667
95	9.807	1:11.591	18	19.282	1:02.932	18	14.870	1:24.968	18	16.946	2:00.443	18	17.771	1:57.019
39	11.489	1:13.273	23	20.817	1:03.895	23	16.210	1:24.773	23	19.318	2:01.475	23	19.715	1:56.591
18	11.807	1:13.591	72	25.442	1:07.546	72	17.149	1:21.087	72	20.232	2:01.450	72	20.690	1:56.652
23	12.379	1:14.163	39	33.603	1:17.571	39	17.900	1:13.677	39	20.885	2:01.352	39	21.254	1:56.563
72	13.353	1:15.137												

Weather / Track : Cloudy / Dry

Results can be found at www.tsl-timing.com

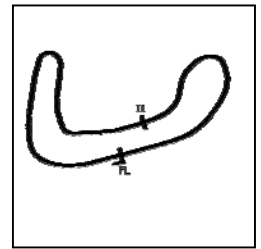
Brands Hatch Indy
Circuit Length = 1.2079 miles
Start: 14:42 Flag 14:49 End: 14:53

Printed - 15:01 Sunday, 26 September 2021

Time Attack 2021 - Round 7 @ Brands Hatch

Tegiwa Type R Trophy

RACE 2 - SECTOR ANALYSIS



SECTOR 1 = FL to I1, SECTOR 2 = I1 to FL, DIFF = Difference To Personal Best Lap, P = Crossed Finish Line in Pit Lane, D = Time Disallowed

P1 117		Adam SHEPHERD			Honda Civic Type R			
IDEAL LAP TIME : 55.457		BEST LAP TIME : 55.457			DIFFERENCE : 0.000			
LAP	SECTOR 1	SECTOR 2		LAP TIME	MPH	DIFF	TIME OF DAY	
1 -	86.5	22.319	106.6	1:01.784 (2)	70.38	6.327	14:43:14.100	
2 -	33.242	87.7	22.215	107.3	55.457 (1)	78.41	14:44:09.557	
3 -	36.603	35.1	52.777	42.3	1:29.380 (3)	48.65	33.923	14:45:38.937
4 -	1:07.446	47.5	50.921	38.5	1:58.367	36.73	1:02.910	14:47:37.304
5 -	1:08.429	37.5	47.765	45.3	1:56.194	37.42	1:00.737	14:49:33.498

P2 47		Luke ROSEWELL			Honda Civic Type R			
IDEAL LAP TIME : 55.719		BEST LAP TIME : 55.719			DIFFERENCE : 0.000			
LAP	SECTOR 1	SECTOR 2		LAP TIME	MPH	DIFF	TIME OF DAY	
1 -	84.9	22.525	106.1	1:02.855 (2)	69.18	7.136	14:43:15.171	
2 -	33.254	87.3	22.465	106.5	55.719 (1)	78.04	14:44:10.890	
3 -	36.659	37.5	52.081	44.8	1:28.740 (3)	49.00	33.021	14:45:39.630
4 -	1:08.008	40.0	50.534	37.4	1:58.542	36.68	1:02.823	14:47:38.172
5 -	1:08.168	38.5	48.034	43.6	1:56.202	37.42	1:00.483	14:49:34.374

P3 5		Jeff HUMPHRIES			Honda Civic Type-R			
IDEAL LAP TIME : 55.942		BEST LAP TIME : 55.942			DIFFERENCE : 0.000			
LAP	SECTOR 1	SECTOR 2		LAP TIME	MPH	DIFF	TIME OF DAY	
1 -	86.2	22.974	107.8	1:04.020 (2)	67.92	8.078	14:43:16.336	
2 -	33.494	88.8	22.448	107.8	55.942 (1)	77.73	14:44:12.278	
3 -	36.260	40.8	52.335	39.3	1:28.595 (3)	49.08	32.653	14:45:40.873
4 -	1:07.785	40.0	50.469	37.8	1:58.254	36.77	1:02.312	14:47:39.127
5 -	1:08.073	40.8	47.786	47.7	1:55.859	37.53	59.917	14:49:34.986

P4 97		Matt DIGBY			Honda Civic Type R			
IDEAL LAP TIME : 56.709		BEST LAP TIME : 56.709			DIFFERENCE : 0.000			
LAP	SECTOR 1	SECTOR 2		LAP TIME	MPH	DIFF	TIME OF DAY	
1 -	84.0	23.247	105.6	1:04.276 (2)	67.65	7.567	14:43:16.592	
2 -	34.087	86.9	22.622	106.6	56.709 (1)	76.68	14:44:13.301	
3 -	36.657	45.3	52.066	40.5	1:28.723 (3)	49.01	32.014	14:45:42.024
4 -	1:07.815	36.9	50.121	39.8	1:57.936	36.87	1:01.227	14:47:39.960
5 -	1:08.842	35.4	47.353	49.5	1:56.195	37.42	59.486	14:49:36.155

P5 28		Joe JESSUP			Honda Civic Type R			
IDEAL LAP TIME : 57.230		BEST LAP TIME : 57.230			DIFFERENCE : 0.000			
LAP	SECTOR 1	SECTOR 2		LAP TIME	MPH	DIFF	TIME OF DAY	
1 -	86.9	23.122	107.7	1:04.699 (2)	67.21	7.469	14:43:17.015	
2 -	34.419	87.9	22.811	107.7	57.230 (1)	75.98	14:44:14.245	
3 -	36.656	41.6	52.111	41.4	1:28.767 (3)	48.98	31.537	14:45:43.012
4 -	1:07.902	36.3	50.427	39.1	1:58.329	36.75	1:01.099	14:47:41.341
5 -	1:08.285	38.0	48.051	51.1	1:56.336	37.37	59.106	14:49:37.677

P6 87		Jack LEESE			Honda Civic Type R			
IDEAL LAP TIME : 57.072		BEST LAP TIME : 57.072			DIFFERENCE : 0.000			
LAP	SECTOR 1	SECTOR 2		LAP TIME	MPH	DIFF	TIME OF DAY	
1 -	86.0	23.148	107.0	1:05.513 (2)	66.37	8.441	14:43:17.829	
2 -	34.378	86.3	22.694	106.8	57.072 (1)	76.19	14:44:14.901	
3 -	36.828	40.4	51.981	42.3	1:28.809 (3)	48.96	31.737	14:45:43.710
4 -	1:08.426	33.7	49.920	38.2	1:58.346	36.74	1:01.274	14:47:42.056
5 -	1:08.492	39.6	47.876	50.6	1:56.368	37.36	59.296	14:49:38.424

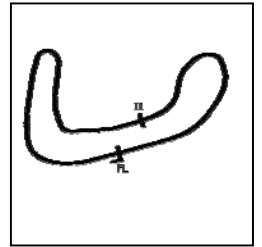
Weather / Track : Cloudy / Dry

Brands Hatch Indy
Circuit Length = 1.2079 miles
Start: 14:42 Flag 14:49 End: 14:53

Time Attack 2021 - Round 7 @ Brands Hatch

Tegiwa Type R Trophy

RACE 2 - SECTOR ANALYSIS



SECTOR 1 = FL to I1, SECTOR 2 = I1 to FL, DIFF = Difference To Personal Best Lap, P = Crossed Finish Line in Pit Lane, D = Time Disallowed

P7 53		Mark BALMER			Honda Civic Type R			
IDEAL LAP TIME : 57.781		BEST LAP TIME : 57.781			DIFFERENCE : 0.000			
LAP	SECTOR 1	SECTOR 2		LAP TIME	MPH	DIFF	TIME OF DAY	
1 -	86.3	23.100	107.2	1:05.138 (2)	66.75	7.357	14:43:17.454	
2 -	34.971	87.1	22.810	57.781 (1)	75.26		14:44:15.235	
3 -	38.317	43.6	51.030	42.9	1:29.347 (3)	48.67	31.566 14:45:44.582	
4 -	1:08.176	36.8	50.328	35.6	1:58.504	36.69	1:00.723 14:47:43.086	
5 -	1:08.252	37.6	48.109	45.1	1:56.361	37.37	58.580 14:49:39.447	

P8 22		Tate TAVERNER			Honda Civic Type R			
IDEAL LAP TIME : 57.432		BEST LAP TIME : 57.432			DIFFERENCE : 0.000			
LAP	SECTOR 1	SECTOR 2		LAP TIME	MPH	DIFF	TIME OF DAY	
1 -	85.3	23.126	107.3	1:05.890 (2)	65.99	8.458	14:43:18.206	
2 -	34.381	85.3	23.051	107.8	57.432 (1)	75.71	14:44:15.638	
3 -	38.600	39.4	51.024	45.2	1:29.624 (3)	48.52	32.192 14:45:45.262	
4 -	1:08.663	34.5	49.778	37.5	1:58.441	36.71	1:01.009 14:47:43.703	
5 -	1:08.934	33.5	48.266	44.7	1:57.200	37.10	59.768 14:49:40.903	

P9 77		Mark DICKEN			Honda Civic Type R			
IDEAL LAP TIME : 57.710		BEST LAP TIME : 57.710			DIFFERENCE : 0.000			
LAP	SECTOR 1	SECTOR 2		LAP TIME	MPH	DIFF	TIME OF DAY	
1 -	85.4	23.248	108.4	1:07.200 (2)	64.71	9.490	14:43:19.516	
2 -	34.845	84.9	22.865	107.5	57.710 (1)	75.35	14:44:17.226	
3 -	37.951	39.9	50.689	46.6	1:28.640 (3)	49.05	30.930 14:45:45.866	
4 -	1:09.178	37.1	49.869	33.4	1:59.047	36.52	1:01.337 14:47:44.913	
5 -	1:08.497	36.3	48.642	40.8	1:57.139	37.12	59.429 14:49:42.052	

P10 88		Tristan FLETCHER			Honda Civic Type R			
IDEAL LAP TIME : 59.513		BEST LAP TIME : 59.513			DIFFERENCE : 0.000			
LAP	SECTOR 1	SECTOR 2		LAP TIME	MPH	DIFF	TIME OF DAY	
1 -	85.8	23.314	107.0	1:06.481 (2)	65.41	6.968	14:43:18.797	
2 -	36.337	85.5	23.176	106.6	59.513 (1)	73.06	14:44:18.310	
3 -	38.639	40.5	49.943	46.7	1:28.582 (3)	49.09	29.069 14:45:46.892	
4 -	1:09.478	36.8	49.665	35.3	1:59.143	36.49	59.630 14:47:46.035	
5 -	1:08.520	34.8	48.486	41.5	1:57.006	37.16	57.493 14:49:43.041	

P11 20		Ash MOOR			Honda Civic Type R			
IDEAL LAP TIME : 58.245		BEST LAP TIME : 58.245			DIFFERENCE : 0.000			
LAP	SECTOR 1	SECTOR 2		LAP TIME	MPH	DIFF	TIME OF DAY	
1 -	85.0	24.059	107.0	1:08.763 (2)	63.23	10.518	14:43:21.079	
2 -	35.067	86.9	23.178	106.8	58.245 (1)	74.66	14:44:19.324	
3 -	39.496	46.8	49.089	43.3	1:28.585 (3)	49.08	30.340 14:45:47.909	
4 -	1:09.532	39.0	49.906	41.3	1:59.438	36.40	1:01.193 14:47:47.347	
5 -	1:08.245	35.6	48.367	40.4	1:56.612	37.29	58.367 14:49:43.959	

P12 96		Tim NECKLEN			Honda Civic Type R			
IDEAL LAP TIME : 59.659		BEST LAP TIME : 59.659			DIFFERENCE : 0.000			
LAP	SECTOR 1	SECTOR 2		LAP TIME	MPH	DIFF	TIME OF DAY	
1 -	84.6	23.623	106.8	1:08.017 (2)	63.93	8.358	14:43:20.333	
2 -	36.325	86.3	23.334	107.0	59.659 (1)	72.89	14:44:19.992	
3 -	40.640	40.8	48.125	44.8	1:28.765 (3)	48.99	29.106 14:45:48.757	
4 -	1:10.060	43.2	49.609	41.3	1:59.669	36.33	1:00.010 14:47:48.426	
5 -	1:08.999	30.7	48.124	37.6	1:57.123	37.12	57.464 14:49:45.549	

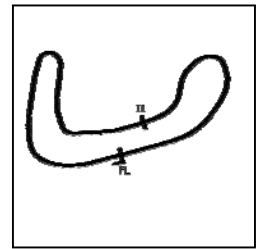
Weather / Track : Cloudy / Dry

Brands Hatch Indy
Circuit Length = 1.2079 miles
Start: 14:42 Flag 14:49 End: 14:53

Time Attack 2021 - Round 7 @ Brands Hatch

Tegiwa Type R Trophy

RACE 2 - SECTOR ANALYSIS



SECTOR 1 = FL to I1, SECTOR 2 = I1 to FL, DIFF = Difference To Personal Best Lap, P = Crossed Finish Line in Pit Lane, D = Time Disallowed

P13 17		Kevin CONDON			Honda Civic Type R			
IDEAL LAP TIME : 58.777		BEST LAP TIME : 58.777			DIFFERENCE : 0.000			
LAP	SECTOR 1	SECTOR 2		LAP TIME	MPH	DIFF	TIME OF DAY	
1 -	84.3	24.308	105.8	1:09.574 (2)	62.50	10.797	14:43:21.890	
2 -	35.699	85.2	23.078	58.777 (1)	73.98		14:44:20.667	
3 -	40.597	40.0	48.310	45.7	1:28.907 (3)	48.91	30.130	14:45:49.574
4 -	1:10.723	37.4	49.229	39.7	1:59.952	36.25	1:01.175	14:47:49.526
5 -	1:08.669	30.5	48.556	38.3	1:57.225	37.09	58.448	14:49:46.751

P14 11		Martin PICCOLO			Honda Civic Type R			
IDEAL LAP TIME : 59.067		BEST LAP TIME : 59.067			DIFFERENCE : 0.000			
LAP	SECTOR 1	SECTOR 2		LAP TIME	MPH	DIFF	TIME OF DAY	
1 -	78.0	24.244	104.3	1:11.334 (2)	60.96	12.267	14:43:23.650	
2 -	35.774	84.7	23.293	105.1	59.067 (1)	73.62		14:44:22.717
3 -	40.601	36.4	47.468	47.5	1:28.069 (3)	49.37	29.002	14:45:50.786
4 -	1:11.211	37.8	49.421	38.0	2:00.632	36.04	1:01.565	14:47:51.418
5 -	1:08.411	28.6	48.161	36.8	1:56.572	37.30	57.505	14:49:47.990

P15 7		Jack THOMAS			Honda Civic Type R			
IDEAL LAP TIME : 1:01.616		BEST LAP TIME : 1:01.727			DIFFERENCE : 0.111			
LAP	SECTOR 1	SECTOR 2		LAP TIME	MPH	DIFF	TIME OF DAY	
1 -	79.4	24.185	102.1	1:10.732 (2)	61.47	9.005	14:43:23.048	
2 -	37.431	78.1	24.296	101.5	1:01.727 (1)	70.44		14:44:24.775
3 -	40.291	37.2	46.499	48.1	1:26.790 (3)	50.10	25.063	14:45:51.565
4 -	1:13.361	27.3	47.478	37.7	2:00.839	35.98	59.112	14:47:52.404
5 -	1:09.084	29.6	47.427	36.8	1:56.511	37.32	54.784	14:49:48.915

P16 95		Samuel DENNIS			Honda Civic Type R			
IDEAL LAP TIME : 1:01.275		BEST LAP TIME : 1:01.275			DIFFERENCE : 0.000			
LAP	SECTOR 1	SECTOR 2		LAP TIME	MPH	DIFF	TIME OF DAY	
1 -	72.9	24.738	103.8	1:11.591 (2)	60.74	10.316	14:43:23.907	
2 -	37.174	84.3	24.101	99.8	1:01.275 (1)	70.96		14:44:25.182
3 -	40.816	36.3	46.469	48.9	1:27.285 (3)	49.82	26.010	14:45:52.467
4 -	1:13.474	30.4	47.143	37.6	2:00.617	36.05	59.342	14:47:53.084
5 -	1:09.352	28.0	47.315	37.8	1:56.667	37.27	55.392	14:49:49.751

P17 18		Matthew DUFFELL			Honda Civic Type-R			
IDEAL LAP TIME : 1:02.932		BEST LAP TIME : 1:02.932			DIFFERENCE : 0.000			
LAP	SECTOR 1	SECTOR 2		LAP TIME	MPH	DIFF	TIME OF DAY	
1 -	79.8	25.660	101.8	1:13.591 (2)	59.09	10.659	14:43:25.907	
2 -	38.578	82.6	24.354	102.2	1:02.932 (1)	69.10		14:44:28.839
3 -	39.853	52.2	45.115	47.3	1:24.968 (3)	51.17	22.036	14:45:53.807
4 -	1:13.765	27.3	46.678	38.1	2:00.443	36.10	57.511	14:47:54.250
5 -	1:10.035	30.2	46.984	39.8	1:57.019	37.16	54.087	14:49:51.269

P18 23		Alan GILL			Honda Civic Type R			
IDEAL LAP TIME : 1:03.895		BEST LAP TIME : 1:03.895			DIFFERENCE : 0.000			
LAP	SECTOR 1	SECTOR 2		LAP TIME	MPH	DIFF	TIME OF DAY	
1 -	78.4	25.274	103.7	1:14.163 (2)	58.63	10.268	14:43:26.479	
2 -	38.959	82.3	24.936	102.6	1:03.895 (1)	68.05		14:44:30.374
3 -	40.796	53.3	43.977	50.8	1:24.773 (3)	51.29	20.878	14:45:55.147
4 -	1:14.204	27.7	47.271	37.6	2:01.475	35.79	57.580	14:47:56.622
5 -	1:09.494	31.1	47.097	41.0	1:56.591	37.29	52.696	14:49:53.213

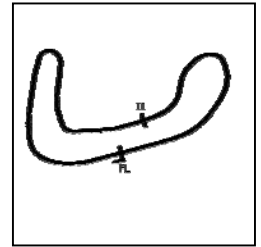
Weather / Track : Cloudy / Dry

Brands Hatch Indy
Circuit Length = 1.2079 miles
Start: 14:42 Flag 14:49 End: 14:53

Time Attack 2021 - Round 7 @ Brands Hatch

Tegiwa Type R Trophy

RACE 2 - SECTOR ANALYSIS



SECTOR 1 = FL to I1, SECTOR 2 = I1 to FL, DIFF = Difference To Personal Best Lap, P = Crossed Finish Line in Pit Lane, D = Time Disallowed

P19 72		Chris STONE			Honda Civic Type R			
IDEAL LAP TIME : 1:06.549		BEST LAP TIME : 1:07.546			DIFFERENCE : 0.997			
LAP	SECTOR 1		SECTOR 2		LAP TIME	MPH	DIFF	TIME OF DAY
1 -		81.1	25.742	102.7	1:15.137 (2)	57.87	7.591	14:43:27.453
2 -	40.807	78.7	26.739	78.1	1:07.546 (1)	64.37		14:44:34.999
3 -	41.927	73.1	39.160	52.3	1:21.087 (3)	53.62	13.541	14:45:56.086
4 -	1:14.564	28.3	46.886	36.7	2:01.450	35.80	53.904	14:47:57.536
5 -	1:09.597	29.8	47.055	38.5	1:56.652	37.27	49.106	14:49:54.188

P20 39		Warwick ELLIS			Honda Civic Type R			
IDEAL LAP TIME : 1:06.101		BEST LAP TIME : 1:13.273			DIFFERENCE : 7.172			
LAP	SECTOR 1		SECTOR 2		LAP TIME	MPH	DIFF	TIME OF DAY
1 -		79.3	25.344	103.2	1:13.273 (1)	59.34		14:43:25.589
2 -	51.511	79.0	26.060	100.6	1:17.571 (3)	56.05	4.297	14:44:43.160
3 -	40.757	79.8	32.920	61.0	1:13.677 (2)	59.02	0.403	14:45:56.837
4 -	1:14.697	29.7	46.655	37.0	2:01.352	35.83	48.078	14:47:58.189
5 -	1:09.625	29.5	46.938	39.9	1:56.563	37.30	43.289	14:49:54.752

P21 85		Aaron THORNTON			Honda Civic Type R			
IDEAL LAP TIME : 59.962		BEST LAP TIME : 59.962			DIFFERENCE : 0.000			
LAP	SECTOR 1		SECTOR 2		LAP TIME	MPH	DIFF	TIME OF DAY
1 -		84.9	24.097	106.0	1:09.186 (2)	62.85	9.224	14:43:21.502
2 -	36.097	83.3	23.865	106.3	59.962 (1)	72.52		14:44:21.464
3 -	41.006	37.8	47.742	45.9	1:28.748 (3)	48.99	28.786	14:45:50.212
4 -	1:10.713	38.3	49.418	37.3	2:00.131	36.19	1:00.169	14:47:50.343
5 -	1:08.610	28.6	48.289	38.6	1:56.899	37.19	56.937	14:49:47.242

P22 83		William PUTTERGILL			Honda Civic Type R			
IDEAL LAP TIME :		BEST LAP TIME : 1:06.942			DIFFERENCE :			
LAP	SECTOR 1		SECTOR 2		LAP TIME	MPH	DIFF	TIME OF DAY
1 -		83.7	23.378	105.0	1:06.942 (1)	64.96		14:43:19.258

Time Attack 2021 - Round 7 @ Brands Hatch

Tegiwa Type R Trophy

RACE 2 - STATISTICS

Competitors Started 22
Planned Start 2021-09-26 @ 14:30:00.000
Actual Start 2021-09-26 @ 14:42:12.315
Finish Time 2021-09-26 @ 14:49:33.497
Track Length 1.2079mi.
Total Laps 106
Total Distance Covered 128.0422mi.

Session Fastest Lap History

NO	NAME	LAP TIME	TIME OF DAY	LAP	VEHICLE
117	Adam SHEPHERD	1:01.784	14:43:14.112	1	Honda Civic Type R
117	Adam SHEPHERD	55.457	14:44:09.568	2	Honda Civic Type R

Session Leader History

NO	NAME	FROM LAP	LAPS LED	DISTANCE	VEHICLE
117	Adam SHEPHERD	1	5	6.03 miles	Honda Civic Type R

Flag History

TYPE	TIME OF DAY
GREEN	14:42:12.315
SAFETY	14:44:26.196
FINISH	14:49:33.497

Flag Statistics

TYPE	COUNT	TOTAL LAPS	TOTAL TIME
Green	1	2	2:13.881
Red	0	0	0.000
Safety Car	1	2	5:07.300
FCY	0	0	0.000

Weather / Track : Cloudy / Dry

Results can be found at www.tsl-timing.com

Brands Hatch Indy
Circuit Length = 1.2079 miles
Start: 14:42 Flag 14:49 End: 14:53


Printed - 15:02 Sunday, 26 September 2021

TK BULLETIN 24

Time Attack 2021 - Round 7 @ Brands Hatch

Tegiwa Type R Trophy

RACE 4 - GRID (15 minutes)

ROW 11	21	85 Aaron THORNTON	22	83 William PUTTERGILL
ROW 10	19	72 Chris STONE	20	39 Warwick ELLIS
ROW 9	17	18 Matthew DUFFELL	18	23 Alan GILL
ROW 8	15	7 Jack THOMAS	16	95 Samuel DENNIS
ROW 7	13	17 Kevin CONDON	14	11 Martin PICCOLO
ROW 6	11	20 Ash MOOR	12	96 Tim NECKLEN
ROW 5	9	77 Mark DICKEN	10	88 Tristan FLETCHER
ROW 4	7	53 Mark BALMER	8	22 Tate TAVERNER
ROW 3	5	28 Joe JESSUP	6	87 Jack LEESE
ROW 2	3	5 Jeff HUMPHRIES	4	97 Matt DIGBY
ROW 1	1	117 Adam SHEPHERD	2	47 Luke ROSEWELL
Pole				
				

These results are provisional until the conclusion of any judicial and technical matters.

Brands Hatch Indy
Circuit Length = 1.2079 miles

Clerk Of Course : Lynne Spurr	Stewards :	Timekeeper : Andrew Craker
-------------------------------	------------	----------------------------

TK BULLETIN 41

Time Attack 2021 - Round 7 @ Brands Hatch

Tegiwa Type R Trophy

RACE 4 - CLASSIFICATION

POS	NO	NAME	ENTRY	LAPS	TIME	GAP	DIFF	MPH	BEST	ON
1	117	Adam SHEPHERD	Honda Civic Type R	13	15:58.516			58.97	55.342	8
2	47	Luke ROSEWELL	Honda Civic Type R	13	15:59.313	0.797	0.797	58.92	55.443	5
3	5	Jeff HUMPHRIES	Honda Civic Type-R	13	16:00.014	1.498	0.701	58.88	55.604	7
4	28	Joe JESSUP	Honda Civic Type R	13	16:00.721	2.205	0.707	58.84	56.123	4
5	87	Jack LEESE	Honda Civic Type R	13	16:01.501	2.985	0.780	58.79	56.231	7
6	97	Matt DIGBY	Honda Civic Type R	13	16:02.963	4.447	1.462	58.70	56.178	3
7	22	Tate TAVERNER	Honda Civic Type R	13	16:03.829	5.313	0.866	58.65	56.439	7
8	53	Mark BALMER	Honda Civic Type R	13	16:04.817	6.301	0.988	58.59	56.197	7
9	77	Mark DICKEN	Honda Civic Type R	13	16:06.400	7.884	1.583	58.49	57.017	4
10	88	Tristan FLETCHER	Honda Civic Type R	13	16:08.472	9.956	2.072	58.37	57.017	6
11	96	Tim NECKLEN	Honda Civic Type R	13	16:09.415	10.899	0.943	58.31	58.001	7
12	83	William PUTTERGILL	Honda Civic Type R	13	16:10.782	12.266	1.367	58.23	57.345	6
13	95	Samuel DENNIS	Honda Civic Type R	13	16:11.841	13.325	1.059	58.16	58.308	6
14	18	Matthew DUFFELL	Honda Civic Type-R	13	16:13.069	14.553	1.228	58.09	1:00.759	7
15	23	Alan GILL	Honda Civic Type R	12	16:02.261	1 Lap	1 Lap	54.22	1:03.418	2
16	72	Chris STONE	Honda Civic Type R	12	16:07.726	1 Lap	5.465	53.92	1:03.815	5
17	39	Warwick ELLIS	Honda Civic Type R	12	16:09.791	1 Lap	2.065	53.80	1:06.286	7
NOT CLASSIFIED										
DNF	17	Kevin CONDON	Honda Civic Type R	7	7:00.939	6 Laps	5 Laps	72.31	57.802	6
DNF	20	Ash MOOR	Honda Civic Type R	7	7:01.393	6 Laps	0.454	72.23	57.758	7
DNF	11	Martin PICCOLO	Honda Civic Type R	6	6:04.783	7 Laps	1 Lap	71.52	58.420	5
FASTEST LAP										
	117	Adam SHEPHERD	Honda Civic Type R	8	55.342			78.57 mph	126.45 kph	

Weather / Track : Cloudy / Dry

These results are provisional until the conclusion of any judicial and technical matters.

Brands Hatch Indy: 1.2079 miles
Race Distance: 13 Laps / 15.70 miles
Start: 17:19 Flag 17:35 End: 17:36

Clerk Of Course : Lynne Spurr	Stewards :	Timekeeper : Andrew Craker
-------------------------------	------------	----------------------------

TK BULLETIN 41**Time Attack 2021 - Round 7 @ Brands Hatch****Tegiwa Type R Trophy****RACE 4 - LAP CHART**

LAP 1 @ 17:20:19.000			LAP 2 @ 17:21:14.462			LAP 3 @ 17:22:10.777			LAP 4 @ 17:23:06.445			LAP 5 @ 17:24:01.857		
NO	BEHIND	LAP TIME	NO	BEHIND	LAP TIME	NO	BEHIND	LAP TIME	NO	BEHIND	LAP TIME	NO	BEHIND	LAP TIME
117		1:02.303	117		55.462	117		56.315	117		55.668	117		55.412
5	0.926	1:03.229	5	1.703	56.239	5	1.510	56.122	5	1.734	55.892	47	2.137	55.443
47	1.339	1:03.642	47	2.241	56.364	47	1.890	55.964	47	2.106	55.884	5	2.474	56.152
28	2.203	1:04.506	28	3.299	56.558	28	3.347	56.363	28	3.802	56.123	28	4.602	56.212
53	3.047	1:05.350	53	4.353	56.768	53	4.746	56.708	53	6.219	57.141	87	7.246	56.284
87	3.319	1:05.622	87	4.595	56.738	87	5.203	56.923	87	6.374	56.839	53	7.743	56.936
22	3.862	1:06.165	22	5.342	56.942	22	5.911	56.884	22	7.072	56.829	22	8.238	56.578
77	4.557	1:06.860	77	6.328	57.233	97	6.579	56.178	97	7.419	56.508	97	8.400	56.393
88	5.090	1:07.393	97	6.716	56.720	77	7.775	57.762	77	9.124	57.017	77	10.789	57.077
97	5.458	1:07.761	88	8.450	58.822	88	10.180	58.045	88	11.902	57.390	88	13.915	57.425
96	5.674	1:07.977	96	9.707	59.495	96	12.446	59.054	96	16.449	59.671	96	19.288	58.251
17	6.091	1:08.394	17	10.144	59.515	17	12.728	58.899	17	16.795	59.735	17	19.904	58.521
20	6.707	1:09.010	20	10.379	59.134	20	13.137	59.073	20	17.225	59.756	20	20.152	58.339
11	7.229	1:09.532	11	11.009	59.242	11	13.572	58.878	11	18.110	1:00.206	11	21.118	58.420
95	8.508	1:10.811	95	12.586	59.540	95	15.781	59.510	95	19.552	59.439	83	22.546	58.217
23	9.862	1:12.165	83	15.401	1:00.692	83	17.165	58.079	83	19.741	58.244	95	23.669	59.529
83	10.171	1:12.474	23	17.818	1:03.418	18	24.697	1:03.053	18	30.201	1:01.172	18	36.476	1:01.687
18	11.202	1:13.505	18	17.959	1:02.219	23	27.108	1:05.605	23	36.269	1:04.829	23	45.915	1:05.058
39	12.678	1:14.981	72	24.111	1:06.582	72	32.492	1:04.696	72	41.455	1:04.631	72	49.858	1:03.815
72	12.991	1:15.294	39	28.530	1:11.314	39	39.854	1:07.639	39	52.593	1:08.407			

Weather / Track : Cloudy / Dry

Results can be found at www.tsl-timing.com

Page 1 of 3

Brands Hatch Indy
Circuit Length = 1.2079 miles
Start: 17:19 Flag 17:35 End: 17:36

Printed - 17:38 Sunday, 26 September 2021

TK BULLETIN 41

Time Attack 2021 - Round 7 @ Brands Hatch

Tegiwa Type R Trophy

RACE 4 - LAP CHART

LAP 6 @ 17:24:57.468			LAP 7 @ 17:25:52.936			LAP 8 @ 17:26:48.278			LAP 9 @ 17:28:02.430			LAP 10 @ 17:29:44.733		
NO	BEHIND	LAP TIME	NO	BEHIND	LAP TIME	NO	BEHIND	LAP TIME	NO	BEHIND	LAP TIME	NO	BEHIND	LAP TIME
117		55.611	117		55.468	117		55.342	117		1:14.152	117		1:42.303
47	2.172	55.646	47	2.328	55.624	47	2.663	55.677	47	1.133	1:12.622	47	0.723	1:41.893
5	2.564	55.701	5	2.700	55.604	5	3.509	56.151	5	1.742	1:12.385	5	1.598	1:42.159
28	5.437	56.446	72	1 Lap	1:05.463	28	7.935	56.637	28	2.715	1:08.932	28	2.538	1:42.126
87	8.228	56.593	28	6.640	56.671	23	1 Lap	1:04.085	87	3.642	1:07.827	87	3.456	1:42.117
53	9.031	56.899	87	8.991	56.231	87	9.967	56.318	23	1 Lap	1:15.064	23	1 Lap	1:37.549
97	9.256	56.467	53	9.760	56.197	97	10.831	56.186	97	9.746	1:13.067	97	5.057	1:37.614
39	1 Lap	1:08.021	97	9.987	56.199	22	12.698	57.315	22	10.216	1:11.670	22	5.807	1:37.894
22	9.754	57.127	22	10.725	56.439	53	13.162	58.744	53	10.831	1:11.821	53	6.941	1:38.413
77	12.470	57.292	77	14.217	57.215	72	1 Lap	1:05.838	77	11.928	1:09.907	77	7.812	1:38.187
88	15.321	57.017	88	17.656	57.803	77	16.173	57.298	72	1 Lap	1:13.034	72	1 Lap	1:37.449
96	21.857	58.180	39	1 Lap	1:06.714	88	19.802	57.488	88	15.093	1:09.443	88	9.752	1:36.962
17	22.095	57.802	96	24.390	58.001	96	29.603	1:00.555	96	20.652	1:05.201	96	10.398	1:32.049
20	22.864	58.323	17	24.700	58.073	39	1 Lap	1:06.286	39	1 Lap	1:09.866	39	1 Lap	1:25.834
11	24.012	58.505	20	25.154	57.758	83	32.158	59.663	83	29.020	1:11.014	83	11.668	1:24.951
83	24.280	57.345	83	27.837	59.025	95	34.017	59.460	95	29.974	1:10.109	95	12.920	1:25.249
95	26.366	58.308	95	29.899	59.001	18	56.336	1:03.917	18	47.342	1:05.158	18	17.078	1:12.039
18	42.470	1:01.605	18	47.761	1:00.759									
23	55.013	1:04.709												

Weather / Track : Cloudy / Dry

TK BULLETIN 41**Time Attack 2021 - Round 7 @ Brands Hatch****Tegiwa Type R Trophy****RACE 4 - LAP CHART**

LAP 11 @ 17:31:44.963			LAP 12 @ 17:33:39.480			LAP 13 @ 17:35:15.213		
NO	BEHIND	LAP TIME	NO	BEHIND	LAP TIME	NO	BEHIND	LAP TIME
117		2:00.230	117		1:54.517	117		1:35.733
47	1.019	2:00.526	47	1.002	1:54.500	47	0.797	1:35.528
5	2.072	2:00.704	5	2.309	1:54.754	5	1.498	1:34.922
28	3.040	2:00.732	28	3.173	1:54.650	28	2.205	1:34.765
87	3.727	2:00.501	87	3.668	1:54.458	87	2.985	1:35.050
23	1 Lap	2:00.643	23	1 Lap	1:54.726	23	1 Lap	1:34.410
97	6.034	2:01.207	97	8.816	1:57.299	97	4.447	1:31.364
22	6.993	2:01.416	22	9.909	1:57.433	22	5.313	1:31.137
53	8.143	2:01.432	53	11.499	1:57.873	53	6.301	1:30.535
77	9.032	2:01.450	77	12.507	1:57.992	77	7.884	1:31.110
72	1 Lap	2:01.900	72	1 Lap	1:57.856	72	1 Lap	1:31.168
88	12.206	2:02.684	88	15.476	1:57.787	88	9.956	1:30.213
96	12.970	2:02.802	96	16.579	1:58.126	96	10.899	1:30.053
39	1 Lap	2:03.351	39	1 Lap	1:58.273	39	1 Lap	1:29.105
83	14.930	2:03.492	83	18.985	1:58.572	83	12.266	1:29.014
95	16.482	2:03.792	95	19.887	1:57.922	95	13.325	1:29.171
18	18.509	2:01.661	18	20.855	1:56.863	18	14.553	1:29.431

Weather / Track : Cloudy / Dry

Results can be found at www.tsl-timing.com

Page 3 of 3

Brands Hatch Indy
Circuit Length = 1.2079 miles
Start: 17:19 Flag 17:35 End: 17:36

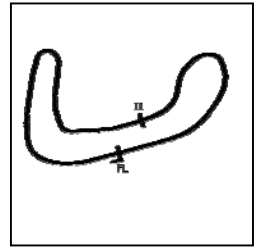
Printed - 17:38 Sunday, 26 September 2021

TK BULLETIN 41

Time Attack 2021 - Round 7 @ Brands Hatch

Tegiwa Type R Trophy

RACE 4 - SECTOR ANALYSIS



SECTOR 1 = FL to I1, SECTOR 2 = I1 to FL, DIFF = Difference To Personal Best Lap, P = Crossed Finish Line in Pit Lane, D = Time Disallowed

P1		117 Adam SHEPHERD				Honda Civic Type R			
IDEAL LAP TIME : 55.194		BEST LAP TIME : 55.342				DIFFERENCE : 0.148			
LAP	SECTOR 1		SECTOR 2		LAP TIME	MPH	DIFF	TIME OF DAY	
1 -		86.9	22.542	107.8	1:02.303	69.79	6.961	17:20:19.000	
2 -	33.177	88.0	22.285	107.3	55.462 (3)	78.40	0.120	17:21:14.462	
3 -	33.984	87.4	22.331	107.8	56.315	77.21	0.973	17:22:10.777	
4 -	33.352	88.0	22.316	107.8	55.668	78.11	0.326	17:23:06.445	
5 -	33.153	88.3	22.259	107.0	55.412 (2)	78.47	0.070	17:24:01.857	
6 -	33.364	88.0	22.247	108.0	55.611	78.19	0.269	17:24:57.468	
7 -	32.947	88.5	22.521	108.0	55.468	78.39	0.126	17:25:52.936	
8 -	33.055	88.3	22.287	107.8	55.342 (1)	78.57		17:26:48.278	
9 -	34.692	58.0	39.460	56.4	1:14.152	58.64	18.810	17:28:02.430	
10 -	52.146	52.9	50.157	35.6	1:42.303	42.50	46.961	17:29:44.733	
11 -	1:11.036	38.6	49.194	43.6	2:00.230	36.16	1:04.888	17:31:44.963	
12 -	1:05.587	45.1	48.930	49.7	1:54.517	37.97	59.175	17:33:39.480	
13 -	1:06.740	41.5	28.993	62.1	1:35.733	45.42	40.391	17:35:15.213	

P2		47 Luke ROSEWELL				Honda Civic Type R			
IDEAL LAP TIME : 55.272		BEST LAP TIME : 55.443				DIFFERENCE : 0.171			
LAP	SECTOR 1		SECTOR 2		LAP TIME	MPH	DIFF	TIME OF DAY	
1 -		86.2	22.535	107.5	1:03.642	68.32	8.199	17:20:20.339	
2 -	33.703	87.3	22.661	106.8	56.364	77.15	0.921	17:21:16.703	
3 -	33.486	87.3	22.478	107.7	55.964	77.70	0.521	17:22:12.667	
4 -	33.447	87.2	22.437	107.5	55.884	77.81	0.441	17:23:08.551	
5 -	33.181	87.2	22.262	106.6	55.443 (1)	78.43		17:24:03.994	
6 -	33.378	87.2	22.268	106.8	55.646 (3)	78.14	0.203	17:24:59.640	
7 -	33.010	86.9	22.614	106.3	55.624 (2)	78.17	0.181	17:25:55.264	
8 -	33.329	86.8	22.348	106.5	55.677	78.10	0.234	17:26:50.941	
9 -	33.832	74.0	38.790	49.7	1:12.622	59.87	17.179	17:28:03.563	
10 -	52.135	49.1	49.758	34.6	1:41.893	42.67	46.450	17:29:45.456	
11 -	1:11.299	36.2	49.227	38.3	2:00.526	36.08	1:05.083	17:31:45.982	
12 -	1:05.907	40.2	48.593	49.4	1:54.500	37.97	59.057	17:33:40.482	
13 -	1:06.324	41.5	29.204	59.6	1:35.528	45.52	40.085	17:35:16.010	

P3		5 Jeff HUMPHRIES				Honda Civic Type-R			
IDEAL LAP TIME : 55.417		BEST LAP TIME : 55.604				DIFFERENCE : 0.187			
LAP	SECTOR 1		SECTOR 2		LAP TIME	MPH	DIFF	TIME OF DAY	
1 -		87.7	22.409	108.4	1:03.229	68.77	7.625	17:20:19.926	
2 -	33.857	89.1	22.382	108.4	56.239	77.32	0.635	17:21:16.165	
3 -	33.753	88.6	22.369	108.9	56.122	77.48	0.518	17:22:12.287	
4 -	33.479	88.6	22.413	108.4	55.892 (3)	77.80	0.288	17:23:08.179	
5 -	33.813	88.8	22.339	108.5	56.152	77.44	0.548	17:24:04.331	
6 -	33.493	88.4	22.208	109.4	55.701 (2)	78.07	0.097	17:25:00.032	
7 -	33.209	88.6	22.395	109.1	55.604 (1)	78.20		17:25:55.636	
8 -	33.706	88.0	22.445	108.5	56.151	77.44	0.547	17:26:51.787	
9 -	33.658	79.0	38.727	48.8	1:12.385	60.07	16.781	17:28:04.172	
10 -	52.086	48.4	50.073	30.8	1:42.159	42.56	46.555	17:29:46.331	
11 -	1:12.009	36.1	48.695	33.2	2:00.704	36.02	1:05.100	17:31:47.035	
12 -	1:07.288	37.5	47.466	40.0	1:54.754	37.89	59.150	17:33:41.789	
13 -	1:05.446	44.7	29.476	59.0	1:34.922	45.81	39.318	17:35:16.711	

Weather / Track : Cloudy / Dry

Brands Hatch Indy

Circuit Length = 1.2079 miles

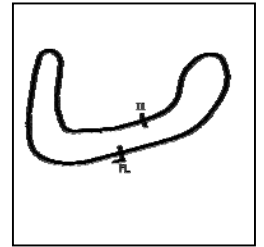
Start: 17:19 Flag 17:35 End: 17:36

TK BULLETIN 41

Time Attack 2021 - Round 7 @ Brands Hatch

Tegiwa Type R Trophy

RACE 4 - SECTOR ANALYSIS



SECTOR 1 = FL to I1, SECTOR 2 = I1 to FL, DIFF = Difference To Personal Best Lap, P = Crossed Finish Line in Pit Lane, D = Time Disallowed

P4 28		Joe JESSUP			Honda Civic Type R			
IDEAL LAP TIME : 56.115		BEST LAP TIME : 56.123			DIFFERENCE : 0.008			
LAP	SECTOR 1	SECTOR 2		LAP TIME	MPH	DIFF	TIME OF DAY	
1 -		86.9	22.828	107.3	1:04.506	67.41	8.383	17:20:21.203
2 -	33.837	88.1	22.721	107.7	56.558	76.88	0.435	17:21:17.761
3 -	33.739	88.1	22.624	108.0	56.363 (3)	77.15	0.240	17:22:14.124
4 -	33.506	88.4	22.617	107.8	56.123 (1)	77.48		17:23:10.247
5 -	33.603	88.4	22.609	107.7	56.212 (2)	77.36	0.089	17:24:06.459
6 -	33.549	88.5	22.897	107.8	56.446	77.04	0.323	17:25:02.905
7 -	33.763	87.7	22.908	107.7	56.671	76.73	0.548	17:25:59.576
8 -	33.528	88.5	23.109	108.0	56.637	76.78	0.514	17:26:56.213
9 -	34.045	87.2	34.887	53.6	1:08.932	63.08	12.809	17:28:05.145
10 -	52.015	48.0	50.111	33.9	1:42.126	42.58	46.003	17:29:47.271
11 -	1:12.317	34.7	48.415	33.6	2:00.732	36.01	1:04.609	17:31:48.003
12 -	1:07.564	40.7	47.086	38.0	1:54.650	37.92	58.527	17:33:42.653
13 -	1:05.165	45.8	29.600	59.2	1:34.765	45.88	38.642	17:35:17.418

P5 87		Jack LEESE			Honda Civic Type R			
IDEAL LAP TIME : 56.148		BEST LAP TIME : 56.231			DIFFERENCE : 0.083			
LAP	SECTOR 1	SECTOR 2		LAP TIME	MPH	DIFF	TIME OF DAY	
1 -		85.5	22.755	107.7	1:05.622	66.26	9.391	17:20:22.319
2 -	34.015	87.2	22.723	107.0	56.738	76.64	0.507	17:21:19.057
3 -	34.222	86.8	22.701	106.6	56.923	76.39	0.692	17:22:15.980
4 -	33.865	87.3	22.974	106.0	56.839	76.50	0.608	17:23:12.819
5 -	33.714	86.5	22.570	106.3	56.284 (2)	77.26	0.053	17:24:09.103
6 -	33.702	87.6	22.891	105.1	56.593	76.83	0.362	17:25:05.696
7 -	33.578	86.9	22.653	105.8	56.231 (1)	77.33		17:26:01.927
8 -	33.706	85.7	22.612	106.1	56.318 (3)	77.21	0.087	17:26:58.245
9 -	34.985	85.1	32.842	50.3	1:07.827	64.11	11.596	17:28:06.072
10 -	52.067	47.4	50.050	32.7	1:42.117	42.58	45.886	17:29:48.189
11 -	1:12.636	40.2	47.865	33.3	2:00.501	36.08	1:04.270	17:31:48.690
12 -	1:08.931	37.4	45.527	35.9	1:54.458	37.99	58.227	17:33:43.148
13 -	1:05.294	44.2	29.756	55.8	1:35.050	45.75	38.819	17:35:18.198

P6 97		Matt DIGBY			Honda Civic Type R			
IDEAL LAP TIME : 55.990		BEST LAP TIME : 56.178			DIFFERENCE : 0.188			
LAP	SECTOR 1	SECTOR 2		LAP TIME	MPH	DIFF	TIME OF DAY	
1 -		83.8	23.233	106.6	1:07.761	64.17	11.583	17:20:24.458
2 -	34.177	87.4	22.543	108.2	56.720	76.66	0.542	17:21:21.178
3 -	33.628	87.8	22.550	107.5	56.178 (1)	77.40		17:22:17.356
4 -	33.963	87.4	22.545	108.5	56.508	76.95	0.330	17:23:13.864
5 -	33.850	88.5	22.543	108.4	56.393	77.11	0.215	17:24:10.257
6 -	33.667	86.4	22.800	106.8	56.467	77.01	0.289	17:25:06.724
7 -	33.685	87.9	22.514	108.7	56.199 (3)	77.37	0.021	17:26:02.923
8 -	33.476	87.3	22.710	107.2	56.186 (2)	77.39	0.008	17:26:59.109
9 -	39.407	54.5	33.660	63.3	1:13.067	59.51	16.889	17:28:12.176
10 -	47.510	46.5	50.104	33.0	1:37.614	44.54	41.436	17:29:49.790
11 -	1:14.704	34.6	46.503	35.4	2:01.207	35.87	1:05.029	17:31:50.997
12 -	1:10.272	30.3	47.027	43.1	1:57.299	37.07	1:01.121	17:33:48.296
13 -	1:02.319	48.4	29.045	52.7	1:31.364	47.59	35.186	17:35:19.660

Weather / Track : Cloudy / Dry

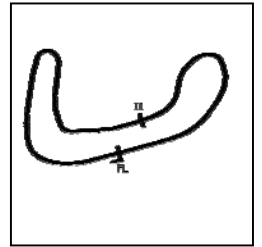
Brands Hatch Indy
 Circuit Length = 1.2079 miles
 Start: 17:19 Flag 17:35 End: 17:36

TK BULLETIN 41

Time Attack 2021 - Round 7 @ Brands Hatch

Tegiwa Type R Trophy

RACE 4 - SECTOR ANALYSIS



SECTOR 1 = FL to I1, SECTOR 2 = I1 to FL, DIFF = Difference To Personal Best Lap, P = Crossed Finish Line in Pit Lane, D = Time Disallowed

P7 22		Tate TAVERNER			Honda Civic Type R			
IDEAL LAP TIME : 56.371		BEST LAP TIME : 56.439			DIFFERENCE : 0.068			
LAP	SECTOR 1	SECTOR 2		LAP TIME	MPH	DIFF	TIME OF DAY	
1 -		83.6	22.995	107.3	1:06.165	65.72	9.726	17:20:22.862
2 -	34.111	87.4	22.831	107.5	56.942	76.36	0.503	17:21:19.804
3 -	34.003	87.3	22.881	107.8	56.884	76.44	0.445	17:22:16.688
4 -	34.103	87.7	22.726	108.2	56.829 (3)	76.52	0.390	17:23:13.517
5 -	33.976	88.4	22.602	108.9	56.578 (2)	76.86	0.139	17:24:10.095
6 -	34.073	85.9	23.054	107.5	57.127	76.12	0.688	17:25:07.222
7 -	33.769	87.6	22.670	107.2	56.439 (1)	77.04		17:26:03.661
8 -	33.823	87.4	23.492	106.5	57.315	75.87	0.876	17:27:00.976
9 -	38.047	54.0	33.623	63.2	1:11.670	60.67	15.231	17:28:12.646
10 -	47.720	45.8	50.174	35.2	1:37.894	44.42	41.455	17:29:50.540
11 -	1:15.153	34.2	46.263	36.4	2:01.416	35.81	1:04.977	17:31:51.956
12 -	1:10.577	29.2	46.856	43.0	1:57.433	37.03	1:00.994	17:33:49.389
13 -	1:01.643	54.2	29.494	50.9	1:31.137	47.71	34.698	17:35:20.526

P8 53		Mark BALMER			Honda Civic Type R			
IDEAL LAP TIME : 56.197		BEST LAP TIME : 56.197			DIFFERENCE : 0.000			
LAP	SECTOR 1	SECTOR 2		LAP TIME	MPH	DIFF	TIME OF DAY	
1 -		86.1	22.798	107.5	1:05.350	66.54	9.153	17:20:22.047
2 -	34.071	87.3	22.697	108.2	56.768 (3)	76.60	0.571	17:21:18.815
3 -	34.015	86.3	22.693	107.7	56.708 (2)	76.68	0.511	17:22:15.523
4 -	34.111	87.8	23.030	105.8	57.141	76.10	0.944	17:23:12.664
5 -	34.216	87.9	22.720	108.2	56.936	76.37	0.739	17:24:09.600
6 -	34.133	85.7	22.766	107.8	56.899	76.42	0.702	17:25:06.499
7 -	33.626	88.1	22.571	108.5	56.197 (1)	77.38		17:26:02.696
8 -	35.809	88.3	22.935	108.4	58.744	74.02	2.547	17:27:01.440
9 -	38.490	53.1	33.331	66.3	1:11.821	60.54	15.624	17:28:13.261
10 -	48.090	45.4	50.323	38.7	1:38.413	44.18	42.216	17:29:51.674
11 -	1:15.294	34.1	46.138	37.1	2:01.432	35.81	1:05.235	17:31:53.106
12 -	1:11.112	28.6	46.761	43.6	1:57.873	36.89	1:01.676	17:33:50.979
13 -	1:00.556	56.2	29.979	53.0	1:30.535	48.03	34.338	17:35:21.514

P9 77		Mark DICKEN			Honda Civic Type R			
IDEAL LAP TIME : 56.989		BEST LAP TIME : 57.017			DIFFERENCE : 0.028			
LAP	SECTOR 1	SECTOR 2		LAP TIME	MPH	DIFF	TIME OF DAY	
1 -		84.7	23.246	108.0	1:06.860	65.03	9.843	17:20:23.557
2 -	34.435	87.3	22.798	108.4	57.233	75.98	0.216	17:21:20.790
3 -	34.691	86.8	23.071	107.3	57.762	75.28	0.745	17:22:18.552
4 -	34.263	88.0	22.754	107.8	57.017 (1)	76.26		17:23:15.569
5 -	34.351	87.9	22.726	107.2	57.077 (2)	76.18	0.060	17:24:12.646
6 -	34.449	87.8	22.843	107.3	57.292	75.90	0.275	17:25:09.938
7 -	34.420	86.3	22.795	107.8	57.215 (3)	76.00	0.198	17:26:07.153
8 -	34.529	86.4	22.769	108.0	57.298	75.89	0.281	17:27:04.451
9 -	41.036	77.1	28.871	58.1	1:09.907	62.20	12.890	17:28:14.358
10 -	47.749	43.6	50.438	36.7	1:38.187	44.28	41.170	17:29:52.545
11 -	1:15.211	36.2	46.239	37.5	2:01.450	35.80	1:04.433	17:31:53.995
12 -	1:11.284	29.7	46.708	44.0	1:57.992	36.85	1:00.975	17:33:51.987
13 -	1:00.445	57.3	30.665	52.7	1:31.110	47.72	34.093	17:35:23.097

Weather / Track : Cloudy / Dry

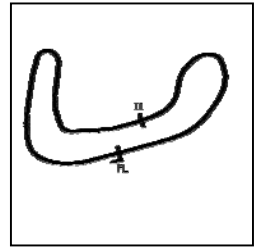
Brands Hatch Indy
 Circuit Length = 1.2079 miles
 Start: 17:19 Flag 17:35 End: 17:36

TK BULLETIN 41

Time Attack 2021 - Round 7 @ Brands Hatch

Tegiwa Type R Trophy

RACE 4 - SECTOR ANALYSIS



SECTOR 1 = FL to I1, SECTOR 2 = I1 to FL, DIFF = Difference To Personal Best Lap, P = Crossed Finish Line in Pit Lane, D = Time Disallowed

P10 88		Tristan FLETCHER			Honda Civic Type R			
IDEAL LAP TIME : 57.017		BEST LAP TIME : 57.017			DIFFERENCE : 0.000			
LAP	SECTOR 1	SECTOR 2		LAP TIME	MPH	DIFF	TIME OF DAY	
1 -		83.5	23.732	106.3	1:07.393	64.52	10.376	17:20:24.090
2 -	35.422	85.9	23.400	106.1	58.822	73.92	1.805	17:21:22.912
3 -	34.852	85.2	23.193	106.1	58.045	74.91	1.028	17:22:20.957
4 -	34.349	86.8	23.041	106.5	57.390 (2)	75.77	0.373	17:23:18.347
5 -	34.284	86.2	23.141	106.0	57.425 (3)	75.72	0.408	17:24:15.772
6 -	34.003	86.9	23.014	106.0	57.017 (1)	76.26		17:25:12.789
7 -	34.593	83.5	23.210	105.6	57.803	75.23	0.786	17:26:10.592
8 -	34.222	86.1	23.266	105.6	57.488	75.64	0.471	17:27:08.080
9 -	41.487	67.8	27.956	62.3	1:09.443	62.62	12.426	17:28:17.523
10 -	47.712	50.5	49.250	38.5	1:36.962	44.84	39.945	17:29:54.485
11 -	1:16.467	35.1	46.217	37.9	2:02.684	35.44	1:05.667	17:31:57.169
12 -	1:11.011	27.9	46.776	48.7	1:57.787	36.91	1:00.770	17:33:54.956
13 -	59.536	57.1	30.677	47.5	1:30.213	48.20	33.196	17:35:25.169

P11 96		Tim NECKLEN			Honda Civic Type R			
IDEAL LAP TIME : 57.964		BEST LAP TIME : 58.001			DIFFERENCE : 0.037			
LAP	SECTOR 1	SECTOR 2		LAP TIME	MPH	DIFF	TIME OF DAY	
1 -		85.9	24.086	104.6	1:07.977	63.97	9.976	17:20:24.674
2 -	35.828	83.8	23.667	106.5	59.495	73.09	1.494	17:21:24.169
3 -	35.663	85.5	23.391	106.6	59.054	73.63	1.053	17:22:23.223
4 -	36.104	81.4	23.567	106.5	59.671	72.87	1.670	17:23:22.894
5 -	34.976	86.3	23.275	106.1	58.251 (3)	74.65	0.250	17:24:21.145
6 -	35.086	86.5	23.094	106.5	58.180 (2)	74.74	0.179	17:25:19.325
7 -	34.870	85.0	23.131	106.3	58.001 (1)	74.97		17:26:17.326
8 -	36.051	82.7	24.504	75.4	1:00.555	71.81	2.554	17:27:17.881
9 -	40.367	76.2	24.834	101.6	1:05.201	66.69	7.200	17:28:23.082
10 -	43.393	46.0	48.656	40.8	1:32.049	47.24	34.048	17:29:55.131
11 -	1:17.069	34.6	45.733	36.3	2:02.802	35.41	1:04.801	17:31:57.933
12 -	1:11.121	31.2	47.005	51.4	1:58.126	36.81	1:00.125	17:33:56.059
13 -	58.869	59.4	31.184	41.3	1:30.053	48.28	32.052	17:35:26.112

P12 83		William PUTTERGILL			Honda Civic Type R			
IDEAL LAP TIME : 57.339		BEST LAP TIME : 57.345			DIFFERENCE : 0.006			
LAP	SECTOR 1	SECTOR 2		LAP TIME	MPH	DIFF	TIME OF DAY	
1 -		80.4	24.331	103.2	1:12.474	60.00	15.129	17:20:29.171
2 -	37.072	81.1	23.620	103.7	1:00.692	71.65	3.347	17:21:29.863
3 -	34.998	85.7	23.081	104.6	58.079 (2)	74.87	0.734	17:22:27.942
4 -	34.646	84.6	23.598	104.2	58.244	74.66	0.899	17:23:26.186
5 -	35.289	83.5	22.928	104.6	58.217 (3)	74.69	0.872	17:24:24.403
6 -	34.411	86.3	22.934	104.5	57.345 (1)	75.83		17:25:21.748
7 -	34.839	84.6	24.186	94.2	59.025	73.67	1.680	17:26:20.773
8 -	35.173	85.8	24.490	67.7	59.663	72.88	2.318	17:27:20.436
9 -	43.100	73.7	27.914	83.8	1:11.014	61.23	13.669	17:28:31.450
10 -	41.055	74.6	43.896	45.4	1:24.951	51.18	27.606	17:29:56.401
11 -	1:17.979	32.4	45.513	35.1	2:03.492	35.21	1:06.147	17:31:59.893
12 -	1:11.687	30.3	46.885	48.7	1:58.572	36.67	1:01.227	17:33:58.465
13 -	58.822	56.9	30.192	44.8	1:29.014	48.85	31.669	17:35:27.479

Weather / Track : Cloudy / Dry

Brands Hatch Indy

Circuit Length = 1.2079 miles

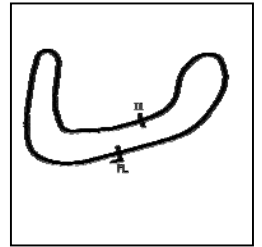
Start: 17:19 Flag 17:35 End: 17:36

TK BULLETIN 41

Time Attack 2021 - Round 7 @ Brands Hatch

Tegiwa Type R Trophy

RACE 4 - SECTOR ANALYSIS



SECTOR 1 = FL to I1, SECTOR 2 = I1 to FL, DIFF = Difference To Personal Best Lap, P = Crossed Finish Line in Pit Lane, D = Time Disallowed

P13 95		Samuel DENNIS			Honda Civic Type R			
IDEAL LAP TIME : 58.308		BEST LAP TIME : 58.308			DIFFERENCE : 0.000			
LAP	SECTOR 1		SECTOR 2		LAP TIME	MPH	DIFF	TIME OF DAY
1 -		79.5	24.777	104.3	1:10.811	61.41	12.503	17:20:27.508
2 -	35.798	83.8	23.742	105.0	59.540	73.03	1.232	17:21:27.048
3 -	35.720	83.0	23.790	104.8	59.510	73.07	1.202	17:22:26.558
4 -	35.571	83.7	23.868	104.3	59.439 (3)	73.16	1.131	17:23:25.997
5 -	35.954	84.5	23.575	105.5	59.529	73.05	1.221	17:24:25.526
6 -	34.953	83.8	23.355	105.3	58.308 (1)	74.57		17:25:23.834
7 -	35.297	82.9	23.704	104.3	59.001 (2)	73.70	0.693	17:26:22.835
8 -	35.658	83.2	23.802	80.0	59.460	73.13	1.152	17:27:22.295
9 -	42.831	75.9	27.278	84.4	1:10.109	62.02	11.801	17:28:32.404
10 -	40.856	71.2	44.393	46.2	1:25.249	51.01	26.941	17:29:57.653
11 -	1:17.996	32.8	45.796	33.8	2:03.792	35.12	1:05.484	17:32:01.445
12 -	1:12.003	26.1	45.919	48.5	1:57.922	36.87	59.614	17:33:59.367
13 -	58.749	54.4	30.422	41.7	1:29.171	48.76	30.863	17:35:28.538

P14 18		Matthew DUFFELL			Honda Civic Type-R			
IDEAL LAP TIME : 1:00.638		BEST LAP TIME : 1:00.759			DIFFERENCE : 0.121			
LAP	SECTOR 1		SECTOR 2		LAP TIME	MPH	DIFF	TIME OF DAY
1 -		71.4	25.178	101.5	1:13.505	59.15	12.746	17:20:30.202
2 -	37.231	80.6	24.988	102.1	1:02.219	69.89	1.460	17:21:32.421
3 -	38.376	81.0	24.677	102.2	1:03.053	68.96	2.294	17:22:35.474
4 -	36.811	82.5	24.361	102.2	1:01.172 (2)	71.08	0.413	17:23:36.646
5 -	37.188	80.6	24.499	102.1	1:01.687	70.49	0.928	17:24:38.333
6 -	36.904	81.2	24.701	101.3	1:01.605 (3)	70.58	0.846	17:25:39.938
7 -	36.277	82.9	24.482	101.6	1:00.759 (1)	71.57		17:26:40.697
8 -	37.722	79.3	26.195	85.1	1:03.917	68.03	3.158	17:27:44.614
9 -	39.767	77.8	25.391	84.9	1:05.158	66.73	4.399	17:28:49.772
10 -	39.805	74.8	32.234	46.0	1:12.039	60.36	11.280	17:30:01.811
11 -	1:16.124	35.8	45.537	32.0	2:01.661	35.74	1:00.902	17:32:03.472
12 -	1:11.676	25.0	45.187	44.1	1:56.863	37.21	56.104	17:34:00.335
13 -	59.167	56.8	30.264	38.4	1:29.431	48.62	28.672	17:35:29.766

P15 23		Alan GILL			Honda Civic Type R			
IDEAL LAP TIME : 1:02.643		BEST LAP TIME : 1:03.418			DIFFERENCE : 0.775			
LAP	SECTOR 1		SECTOR 2		LAP TIME	MPH	DIFF	TIME OF DAY
1 -		79.6	24.569	104.5	1:12.165	60.25	8.747	17:20:28.862
2 -	38.074	81.6	25.344	101.3	1:03.418 (1)	68.57		17:21:32.280
3 -	39.429	80.3	26.176	99.4	1:05.605	66.28	2.187	17:22:37.885
4 -	39.288	78.8	25.541	101.3	1:04.829	67.07	1.411	17:23:42.714
5 -	38.827	78.3	26.231	101.5	1:05.058	66.84	1.640	17:24:47.772
6 -	38.966	78.6	25.743	100.3	1:04.709 (3)	67.20	1.291	17:25:52.481
7 -	38.741	76.9	25.344	100.7	1:04.085 (2)	67.85	0.667	17:26:56.566
8 -	41.467	54.6	33.597	65.6	1:15.064	57.93	11.646	17:28:11.630
9 -	47.506	46.1	50.043	30.1	1:37.549	44.57	34.131	17:29:49.179
10 -	1:13.252	35.0	47.391	31.9	2:00.643	36.04	57.225	17:31:49.822
11 -	1:09.312	39.3	45.414	41.5	1:54.726	37.90	51.308	17:33:44.548
12 -	1:05.505	44.7	28.905	60.8	1:34.410	46.06	30.992	17:35:18.958

Weather / Track : Cloudy / Dry

Brands Hatch Indy

Circuit Length = 1.2079 miles

Start: 17:19 Flag 17:35 End: 17:36

Results can be found at www.tsl-timing.com

Page 5 of 7

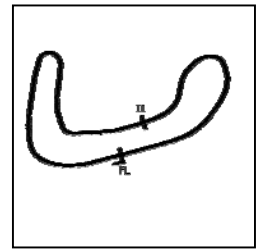
Printed - 17:38 Sunday, 26 September 2021

TK BULLETIN 41

Time Attack 2021 - Round 7 @ Brands Hatch

Tegiwa Type R Trophy

RACE 4 - SECTOR ANALYSIS



SECTOR 1 = FL to I1, SECTOR 2 = I1 to FL, DIFF = Difference To Personal Best Lap, P = Crossed Finish Line in Pit Lane, D = Time Disallowed

P16 72		Chris STONE			Honda Civic Type R			
IDEAL LAP TIME : 1:03.815		BEST LAP TIME : 1:03.815			DIFFERENCE : 0.000			
LAP	SECTOR 1	SECTOR 2		LAP TIME	MPH	DIFF	TIME OF DAY	
1 -		76.2	25.862	100.6	1:15.294	57.75	11.479	17:20:31.991
2 -	39.840	76.2	26.742	97.8	1:06.582	65.31	2.767	17:21:38.573
3 -	39.232	79.2	25.464	99.4	1:04.696 (3)	67.21	0.881	17:22:43.269
4 -	39.080	79.5	25.551	102.1	1:04.631 (2)	67.28	0.816	17:23:47.900
5 -	38.531	81.0	25.284	101.8	1:03.815 (1)	68.14		17:24:51.715
6 -	38.744	72.3	26.719	101.9	1:05.463	66.42	1.648	17:25:57.178
7 -	38.784	76.6	27.054	97.5	1:05.838	66.05	2.023	17:27:03.016
8 -	43.582	75.6	29.452	64.4	1:13.034	59.54	9.219	17:28:16.050
9 -	47.381	45.6	50.068	38.3	1:37.449	44.62	33.634	17:29:53.499
10 -	1:15.859	35.3	46.041	38.3	2:01.900	35.67	58.085	17:31:55.399
11 -	1:11.350	28.3	46.506	44.2	1:57.856	36.89	54.041	17:33:53.255
12 -	1:00.342	51.0	30.826	48.8	1:31.168	47.69	27.353	17:35:24.423

P17 39		Warwick ELLIS			Honda Civic Type R			
IDEAL LAP TIME : 1:05.962		BEST LAP TIME : 1:06.286			DIFFERENCE : 0.324			
LAP	SECTOR 1	SECTOR 2		LAP TIME	MPH	DIFF	TIME OF DAY	
1 -		78.7	25.994	102.7	1:14.981	57.99	8.695	17:20:31.678
2 -	39.968	78.4	31.346	91.1	1:11.314	60.97	5.028	17:21:42.992
3 -	40.966	78.4	26.673	100.7	1:07.639 (3)	64.29	1.353	17:22:50.631
4 -	41.337	77.9	27.070	98.8	1:08.407	63.56	2.121	17:23:59.038
5 -	40.672	76.2	27.349	94.2	1:08.021	63.93	1.735	17:25:07.059
6 -	40.518	76.6	26.196	100.7	1:06.714 (2)	65.18	0.428	17:26:13.773
7 -	40.110	78.8	26.176	75.0	1:06.286 (1)	65.60		17:27:20.059
8 -	42.656	76.0	27.210	97.1	1:09.866	62.24	3.580	17:28:29.925
9 -	41.476	76.4	44.358	40.4	1:25.834	50.66	19.548	17:29:55.759
10 -	1:17.524	35.9	45.827	36.2	2:03.351	35.25	57.065	17:31:59.110
11 -	1:11.172	32.2	47.101	47.4	1:58.273	36.76	51.987	17:33:57.383
12 -	59.047	56.5	30.058	42.6	1:29.105	48.80	22.819	17:35:26.488

P18 17		Kevin CONDON			Honda Civic Type R			
IDEAL LAP TIME : 57.802		BEST LAP TIME : 57.802			DIFFERENCE : 0.000			
LAP	SECTOR 1	SECTOR 2		LAP TIME	MPH	DIFF	TIME OF DAY	
1 -		84.3	23.634	106.8	1:08.394	63.58	10.592	17:20:25.091
2 -	35.597	86.4	23.918	105.8	59.515	73.06	1.713	17:21:24.606
3 -	35.499	85.8	23.400	106.5	58.899	73.83	1.097	17:22:23.505
4 -	35.904	78.3	23.831	106.3	59.735	72.79	1.933	17:23:23.240
5 -	34.915	87.0	23.606	105.6	58.521 (3)	74.30	0.719	17:24:21.761
6 -	34.828	86.5	22.974	105.8	57.802 (1)	75.23		17:25:19.563
7 -	34.858	85.4	23.215	106.8	58.073 (2)	74.88	0.271	17:26:17.636

P19 20		Ash MOOR			Honda Civic Type R			
IDEAL LAP TIME : 57.758		BEST LAP TIME : 57.758			DIFFERENCE : 0.000			
LAP	SECTOR 1	SECTOR 2		LAP TIME	MPH	DIFF	TIME OF DAY	
1 -		84.6	23.796	107.7	1:09.010	63.01	11.252	17:20:25.707
2 -	35.510	87.0	23.624	108.0	59.134	73.53	1.376	17:21:24.841
3 -	35.628	87.1	23.445	108.0	59.073	73.61	1.315	17:22:23.914
4 -	35.917	85.4	23.839	108.0	59.756	72.77	1.998	17:23:23.670
5 -	34.882	88.1	23.457	107.2	58.339 (3)	74.54	0.581	17:24:22.009
6 -	35.106	87.7	23.217	107.2	58.323 (2)	74.56	0.565	17:25:20.332
7 -	34.631	87.1	23.127	108.2	57.758 (1)	75.29		17:26:18.090

Weather / Track : Cloudy / Dry

Brands Hatch Indy

Circuit Length = 1.2079 miles

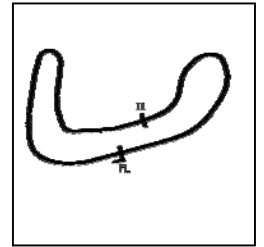
Start: 17:19 Flag 17:35 End: 17:36

TK BULLETIN 41

Time Attack 2021 - Round 7 @ Brands Hatch

Tegiwa Type R Trophy

RACE 4 - SECTOR ANALYSIS



SECTOR 1 = FL to I1, SECTOR 2 = I1 to FL, DIFF = Difference To Personal Best Lap, P = Crossed Finish Line in Pit Lane, D = Time Disallowed

P20 11		Martin PICCOLO			Honda Civic Type R				
IDEAL LAP TIME : 58.176		BEST LAP TIME : 58.420			DIFFERENCE : 0.244				
LAP	SECTOR 1		SECTOR 2		LAP TIME	MPH	DIFF	TIME OF DAY	
1 -		82.6	23.854	106.0	1:09.532	62.54	11.112	17:20:26.229	
2 -	35.683	85.3	23.559	106.1	59.242	73.40	0.822	17:21:25.471	
3 -	35.674	85.3	23.204	107.2	58.878 (3)	73.85	0.458	17:22:24.349	
4 -	35.857	83.4	24.349	104.0	1:00.206	72.22	1.786	17:23:24.555	
5 -	34.972	84.8	23.448	105.1	58.420 (1)	74.43		17:24:22.975	
6 -	34.999	85.1	23.506	103.8	58.505 (2)	74.32	0.085	17:25:21.480	

TK BULLETIN 41

Time Attack 2021 - Round 7 @ Brands Hatch

Tegiwa Type R Trophy

RACE 4 - BEST SPEEDS

INTERMEDIATE 1				FINISH LINE			
POS	NO	NAME	MPH	NO	NAME	MPH	
1	5	HUMPHRIES	89.1	5	HUMPHRIES	109.4	
2	117	SHEPHERD	88.5	22	TAVERNER	108.9	
3	28	JESSUP	88.5	97	DIGBY	108.7	
4	97	DIGBY	88.5	53	BALMER	108.5	
5	22	TAVERNER	88.4	77	DICKEN	108.4	
6	53	BALMER	88.3	20	MOOR	108.2	
7	20	MOOR	88.1	117	SHEPHERD	108.0	
8	77	DICKEN	88.0	28	JESSUP	108.0	
9	87	LEESE	87.6	47	ROSEWELL	107.7	
10	47	ROSEWELL	87.3	87	LEESE	107.7	
11	17	CONDON	87.0	11	PICCOLO	107.2	
12	88	FLETCHER	86.9	17	CONDON	106.8	
13	96	NECKLEN	86.5	96	NECKLEN	106.6	
14	83	PUTTERGILL	86.3	88	FLETCHER	106.5	
15	11	PICCOLO	85.3	95	DENNIS	105.5	
16	95	DENNIS	84.5	83	PUTTERGILL	104.6	
17	18	DUFFELL	82.9	23	GILL	104.5	
18	23	GILL	81.6	39	ELLIS	102.7	
19	72	STONE	81.0	18	DUFFELL	102.2	
20	39	ELLIS	78.8	72	STONE	102.1	

Weather / Track : Cloudy / Dry

Results can be found at www.tsl-timing.com

Brands Hatch Indy
Circuit Length = 1.2079 miles
Start: 17:19 Flag 17:35 End: 17:36

Printed - 17:38 Sunday, 26 September 2021

TK BULLETIN 41

Time Attack 2021 - Round 7 @ Brands Hatch

Tegiwa Type R Trophy

RACE 4 - STATISTICS

Competitors Started 20
Planned Start 2021-09-26 @ 17:45:00.000
Actual Start 2021-09-26 @ 17:19:16.696
Finish Time 2021-09-26 @ 17:35:11.290
Track Length 1.2079mi.
Total Laps 238
Total Distance Covered 287.4910mi.

Session Fastest Lap History

NO	NAME	LAP TIME	TIME OF DAY	LAP	VEHICLE
117	Adam SHEPHERD	1:02.303	17:20:19.011	1	Honda Civic Type R
117	Adam SHEPHERD	55.462	17:21:14.474	2	Honda Civic Type R
117	Adam SHEPHERD	55.412	17:24:01.869	5	Honda Civic Type R
117	Adam SHEPHERD	55.342	17:26:48.290	8	Honda Civic Type R

Session Leader History

NO	NAME	FROM LAP	LAPS LED	DISTANCE	VEHICLE
117	Adam SHEPHERD	1	13	15.70 miles	Honda Civic Type R

Flag History

TYPE	TIME OF DAY
GREEN	17:19:16.696
SAFETY	17:27:08.385
FINISH	17:35:11.290

Flag Statistics

TYPE	COUNT	TOTAL LAPS	TOTAL TIME
Green	1	8	7:51.689
Red	0	0	0.000
Safety Car	1	4	8:02.904
FCY	0	0	0.000

Weather / Track : Cloudy / Dry

Results can be found at www.tsl-timing.com

Brands Hatch Indy
Circuit Length = 1.2079 miles
Start: 17:19 Flag 17:35 End: 17:36

Printed - 17:39 Sunday, 26 September 2021