

Championship Car Races



Oulton Park - 3rd June '95

**Official
Programme**

Photo by Fred Scatley



Price : £1.50



OULTON PARK

3rd June 1995

This meeting is held under the General Regulations of the RAC Motor Sports Association Ltd. (incorporating the provisions of the International Sporting Code of the FIA) and the Supplementary Regulations, Final Instructions and any written instructions which the Organisers issue for the race meeting.

RAC MSA Permit No: 38582

RAC Steward: L.J.Felix

Clerks of Course: F.Blann V.Ayres

Deputy Clerk: K.Farquhar B.Smith

750 Motor Club Stewards: D.Woods J.Drinkwater

Chief Timekeeper: A.Preston

Chief Scrutineer: D.F.D.Smith

Chief Medical Officer: Dr.M.Gabbay

Chief Marshal: T.Hiam

Chief Incident Officer: A.Bennett

Eligibility Scrutineers: D.F.D.Smith D.Lovie

Timekeepers: R.Langdale A.Jones L.Jones S.Langdale K.Allman

B.Gladders R.Whitby E.Evans

Scrutineers: I.Brocklesby D.Lovie P.Beaumont S.Ford D.Edwards P.Warrick

Race Rescue Unit: 750 Motor Club and B.A.R.C.

Marshals: 750 Motor Club, B.M.R.M.C. , B.R.S.C.C. and friends

Commentators: Michael Duffy Mike Cookson Richard Sproston

Secretary of the Meeting: Robin Knight

Particular thanks today go to all the Marshals and other volunteers who have given their time and assistance to make this meeting possible.

TIMETABLE OF RACES

		Practice	RACE 1	RACE 2
1/9	Yokohama Tyres Formula 4 Championship	8.30	11.0	2.50
2/10	750 Motor Club Formula 1300 Championship	8.45	11.20	3.10
3/11	Radical Roadsports Championship (Classes A,B,C,D and E)	9.0	11.40	3.30
4/12	Wesprey Castings 750 Formula Championship	9.15	12.0	3.50
5/13	Newey Jewellers Supersports Championship with Roadsports Championship (Class F)	9.30	12.20	4.10
6/14	750 Motor Club Formula Vee Championship	9.45	12.40	4.30
7	750 Motor Club Kit Car Championship (with Hot Hatch Championship Class A)	10.0	2.0	-
8	Marshal Tyres/Fast Car Hot Hatch Championship (Class B)	10.25	2.25	-

The Organisers reserve the right to shorten races in order to complete the race programme within the time limits.



Racing Ahead Meeting

If you have not yet seen a RACING AHEAD meeting, you are in for a pleasant surprise.

This is one of the 28 or so RACING AHEAD meetings being run this year and is part of the initiative of the major clubs, circuits and governing bodies which aims to get the public back to enjoying motor racing events.

Changes to the regulations will mean that there is more racing in the day - an advantage for both the spectator and the competitor.

Practice sessions, which often used to take up more time than the actual racing will now be held over as little as six laps; grid positions will be set either by practice times or, where there is a second race, by the finishing positions in the first race.

Gone are the long delays caused by the 3 minute countdowns and the 'green-flag' laps; once the cars form up on the grid, there is but one minute before the start of the race - even the time between the red and green lights have been reduced.

Races themselves are still the same between the green light and the chequered flag but, amongst the many RACING AHEAD options, races may now be either one 'normal' length race for each formula or two, slightly shorter, races giving both the public and the competitor value for money.

Some of the plans may seem ambitious but with the co-operation of everyone involved in this initiative, motorsport will ultimately be able to build its profile as a major spectator sport.

**RACE No. 1 & 9****8 LAPS****YOKOHAMA TYRES
FORMULA 4 CHAMPIONSHIP**

No.	CLASS	DRIVER	CAR DETAILS	CCS	HOMETOWN	CLUB
2	B	Daron BLAND	Reynard SF 79	2000	Creekmoor	750
4	B	Nick TETLEY	Delta T79	2000	Woodley	750
6	A	John MOORE	Ethyl Jay	1600	Camberley	750
8	B	Adrian SEAL	Delta T80R	2000	London	750
14	B	Ian FERNIHOUGH	Delta T80	2000	Ashbourne	750
15	B	Charles ADRIAN	Reynard SF80/81	2000	Worcester	750
17	B	Nigel PAYNE	Van Diemen RF82	2000	Chertsey	750
20	B	Geoffrey COLLINS	Royale RP27	2000	Oberehrendingen	750
22	B	James BOLTON	Delta T80	2000	Wokingham	750
23	B	Alan HICKS	Delta T79 TAD	2000	Bracknell	750
27	A	Allan RENNIE	Ralt RT37	1600	Billingshurst	750
28	B	Gary DEXTER	Royale RP27	2000	Dunstable	750
31	B	Mike BOXFORD	Reynard SF79	2000	St Albans	750
33	B	Mike LAMPLOUGH	Van Diemen RF82	2000	Waltham Abbey	750
36	A	Adrian BESWICK	Van Diemen RF87	1600	Gosport	750
38	B	Dermot DOYLE	Reynard SF79	2000	Isleworth	750
39	B	Steven CONNOR	Van Diemen RF82	2000	Oakley	750
43	B	John ROBERTS	Van Diemen RF82	2000	Harrogate	750
45	B	Quentin FULLJAMES-CURTIS	Royale RP30	2000	Camberley	750
48	B	Ian OSBORNE	Van Diemen RF82	2000	Maidtstone	750
53	B	Stuart TILLEY	Royale RP30	2000	Bourne	750
69	B	Geoff PASHLEY	Van Diemen RF81	2000	Stroud	750
71	B	Erwin SMIECH	Van Diemen RF83	2000	Lincoln	750
72	B	Daniel GOODMAN	Royale RP30	2000	Reading	750
77	A	Bob DAVIS	Davis T6D	1600	Sowerby	750
88	B	Mike WHATLEY	Van Diemen RF81	2000	Holmfirth	750

FORMULA 4, the Club's 'slicks and wings' single-seater formula, caters for the amateur designer/constructor in Class A where there are no chassis restrictions and engines are either the Ford 1300 crossflow or the 1600CVH; some cars are converted F3 or FF1600/FF2000, others are highly successful designs by the driver himself. Class B permits pre 1982 FF2000 cars. The combination provides very close racing, demands technical skill in preparation and setting-up and yet is still available within budgets lower than those usually expected for this type of racing. The Championship is supported by YOKOHAMA TYRES in 1995.

**RACE No. 2 & 10****8 LAPS****750 MOTOR CLUB
FORMULA 1300 CHAMPIONSHIP**

No.	CLASS	DRIVER	CAR DETAILS	CCS	HOMETOWN	CLUB
1	A	Chris EMERY	WEV Sports	1300	Pontefract	750
6	B	Gary GUNN	Lola 596	2000	Reading	750
7	A	Colin TURNER	Royale RP37	1600	Guildford	750
8	A	Richard GILMOUR	Mallock	1600	Marsham	750
12	A	Garry TAYLOR	Mallock Mk18B	1300	East Molesey	750
14	A	Colin COX	Batten 2	1300	Fleet	750
22	B	Chris HART	Chevron B52	2000	Sheffield	750
25	B	Rupert RUSSELL	Shrike P15	2000	Kingslingbury	750
27	B	Dave COOK	Shrike P15	2000	Stoke on Trent	750
34	A	David THOMPSON	Mallock Mk20B	1300	Hyde	750
40	C	Andrew DARBY	Multisports	1600	Weston Favell	750
51	B	Richard CASSWELL	Shrike P15	2000	Sleaford	750
60	A	Simon CARDWELL	Centaur 16	1300	Weston Supermare	750
72	B	Jonathan LOADER	Tiga SC84	2000	Newbury	750
81	A	Paul OVERTON	Robinson RS8201	1300	Ascott under Wychwood	750
88	A	James PRIDMORE	Mallock Mk18	1300	Spalding	750

FORMULA 1300 was introduced by the Club in 1954 as being the 'big-brother' to 750 Formula and is for two-seater sports-racing cars. Many cars are home designed and built, others being proprietary front or rear engined cars. Over the years various engines have been used.

Class A cars run either 1300 crossflow or 1600 CVH engine; Class B is for Sports 2000 cars; Class C is for Multisports cars with permitted modifications.

**RACE No. 3 & 11****8 LAPS****RADICAL ROADSPORTS
CHAMPIONSHIP (CLASSES A-E)**

No.	CLASS	DRIVER	CAR DETAILS	CCS	HOMETOWN	CLUB
1	C	Nick OLSON	Lotus Esprit	2200	Winchester	750
2	A	Kevin GINGER	Triumph Spitfire	1296	Lane End	750
6	A	Pete RICHARDS	Clan Crusader	998	March	750
7	C	Phil ABBOTT	Mazda RX72	2354	Eastrea	750
8	C	John DENCH	Porsche Carrera	2700	Newark	750
12	A	Paul LUCAS	Triumph Spitfire	1340	Little Chalfont	750
16	A	Jim DODSON	MG Midget	1275	Wrexham	750
18	A	Peter WHITEMAN	Triumph Spitfire	1300	Farnham	750
30	B	David HEALEY	Lotus Europa S2	1565	Kempsey	750
31	A	Martyn ADAMS	Triumph Spitfire	1332	Castle Donington	750
35	C	John HAZZARD	Lotus Esprit	2200	Hemel Hempstead	750
37	B	Paul KEEVILL	Lotus Elan S3	1598	Hemel Hempstead	750
41	D	Howard BREARLEY	TVR Griffith 400	4700	Collingham	750
49	A	David BEARDSLEY	Triumph Spitfire Mk3	1296	Luton	750
57	B	John DAVIES	Triumph Vitesse	2000	Lancaster	750
58	E	Clive DENHAM	Caterham K Series	1400	Kings Langley	750
62	B	Colin ELSTROP	Triumph GT6	1996	Consett	750
63	B	Richard BALL	Lotus Elan S3	1600	Rugby	750
69	A	Dave BROADWAY	MG Midget	1300	Bath	750
75	E	Keith MCKENZIE	Caterham K Series	1400	Dyserth	750
86	E	John PINKNEY	Caterham K Series	1400	Richmond	750
88	D	Brian COWAN	Aston Martin Vantage	5340	Pinner	750
90	B	Graham BENNION	Marcos 1800	1840	Stoke On Trent	750
96	B	Mark HAYNES	Porsche 911T	2400	Sherbourne	750

The ROADSPORTS Championship is probably the Club's most popular formula, catering for genuine production sports cars (as approved by the Club). Engine modifications are free within controlled limits, alterations to suspension and braking systems are permitted, tyres must be road legal and all cars must have a current MoT certificate.

There are 6 classes: up to 1330 cc; 1331-1600 twin cam and 1331-2500 single cam; 1601-2500 twin cam and 2501-3000 single cam; 2501+ twin cam and 3000+ single cam; Caterham K series cars; Lotus 7 and Caterham 7 with 1700 crossflow, 1600 twin cam or 2000 Vauxhall engine.

**RACE No. 4 & 12****8 LAPS****WESPREY CASTINGS
750 FORMULA CHAMPIONSHIP**

No.	DRIVER	CAR DETAILS	CCS	HOMETOWN	CLUB
1	Mick HARRIS	Darvi 877	850	High Wycombe	750
2	Alan AVERY	Avalan 2	850	Padworth	750
3	Bob SIMPSON	SS Reliant	850	West Drayton	750
5	Damon BLAND	Simpson Special	850	Royston	750
6	Pete KNIPE	DNC	850	Bracknell	750
7	Anthony RAINE	Centaur	850	Verwood	750
10	Bob COUCHMAN	BCR 750 Special	850	Kenley	750
11	Dave BURTON	Darvi M5B	850	Lingfield	750
17	Dave ROBSON	SDAR/83	850	Ashbourne	750
21	Jon HARVEY	Darvi 92/J	850	Gt Kingshill	750
33	Andy HOWLETT	Le Tigre	850	Louth	750
41	Nick WINDLEY	Hague 750	850	Tattershall	750
42	Martin KEMP	Darvi Mk6	850	Aldershot	750
43	Dick HARVEY	Darvi - 91D	850	Totteridge	750
50	Rodney HILL	Mystic T4/21	850	Ashby De La Zouch	750
80	Graham HARESIGN	DNC Mk3	850	Woodhall Spa	750
88	Andrew LAKE	Jennicar Mk 1	850	Brickhill	750
91	Nige COWLEY	Cowley MkIV	850	Doncaster	750

WESPREY CASTINGS 750 Formula Championship is for two-seater sports racing cars powered by the Reliant 850 cc engine. This formula is aimed at the designer/constructor/driver and the chassis regulations allow considerable freedom. The engine regulations require a standard block, cylinder head and crankshaft to be retained and power output is controlled by the use of a single carburettor choke.

This year the championship receives support from WESPREY CASTINGS of Willenhall, whose foundry produces a wide range of aluminium castings for both general and automotive use, the latter including castings for Formula Vauxhall Lotus and wheels for Bugatti.

**RACE No. 5 & 13****8 LAPS****NEWEYS SUPERSPORTS CHAMPIONSHIP
WITH ROADSPORTS CHAMPIONSHIP CLASS F**

No.	CLASS	DRIVER	CAR DETAILS	CCS	HOMETOWN	CLUB
3	F	Mick HYDE	Caterham Super Seven	1700	Macclesfield	750
4	A	Reg WOODCOCK	Westfield 11	4000	Solihull	750
8	B	Dave GREEN	Daren Mk2	2000	Newport Pagnell	750
9	A	Nigel BROWN	Leader 400	1998	Birmingham	750
11	C	Jon STOKES	Westfield SE	1660	Bourne End	750
12	C	Roy MARA	Westfield SEi	1600	Hayes	750
14	F	Paul GASCOYNE	Caterham Super 7	1700	Felden	750
15	A	Peter GRAINGER	Westfield Seight	3900	Altrincham	750
21	C	Philip CLEGG	Dutton Phaeton	1660	Rochdale	750
24	F	Tony BUTLER	Caterham 7	2000	Winchester	750
28	I	Geoffrey PARKINSON	McLaren M1C Replica	4200	Blackburn	750
29	F	Mark TURNER	Caterham HPC	2000	Henley On Thames	750
45	F	Paul LOWNDES	Caterham Vauxhall	2000	Styal	750
48	F	John HENDERSON	Lotus 7 S2	1594	Bromley	750
50	A	Bob NEWEY	Westfield SEi	2000	Four Oaks	750
51	A	Steve NEWEY	Westfield SEi	2100	Four Oaks	750
65	F	Paul JACOBS	Caterham 7	2000	Sutton Coldfield	750
66	F	Martin STEWART	Caterham 7	2000	Dartford	750
72	F	Glenn BURNAGE	Caterham Super 7	1699	Southampton	750
77	A	David SEGGIE	Pulsar 931	2000	Stevenston	750
81	F	John TAYLOR	Caterham 7	1700	Leicester	750
82	I	Leigh PARKES	Triumph TR8	3900	Sutton	750
83	F	Mark LANYON	Caterham Super 7	1700	London	750
88	I	Chris SHIPTON	KVA GT40	4935	Stroud	750
92	I	Anthony TAYLOR	McLaren M1 Replica	5000	Oakenshaw	750
99	F	Jon MILICEVIC	Caterham Super Sprint	1700	Roade	750

The SUPERSPORTS CHAMPIONSHIP once again enjoys support from NEWEYS JEWELLERY CENTRE of BIRMINGHAM and is for more modified kit cars. Front- or rear-engined cars are eligible, with racing gearboxes, multi-valved engines and slick tyres. The engine capacity classes are:- up to 1350ccs 2 valves, up to 1660ccs 2 valves, 1661-2100 2 valves and up to 1450ccs multi-valve, and the 'big' class is 2101 - 4076cc 2 valves and up to 2100ccs multi-valve.

New for 1995 is an Invitation class running with, but not part of, the Championship.

**RACE No. 6 & 14****8 LAPS****750 MOTOR CLUB
FORMULA VEE CHAMPIONSHIP**

No.	DRIVER	CAR DETAILS	CCS	HOMETOWN	CLUB
1	Trevor WELSH	SCARAB GAC	1300	Durham	750
3	Martin BROWN	Ray FV91	1300	Sevenoaks	750
4	Jon RANDALL	Kaimann	1300	Stondon Massey	750
5	Martin EYRE	Scarab Mk2	1300	Fordingbridge	750
6	Ian JORDAN	Royale RP26	1300	Tonbridge	750
7	Andres SERRANO	Predator Bowles	1300	Leek	750
9	Simon HUTCHINSON	Scarab Mk2	1300	Atherstone	750
10	Richard LEWIS	Scarab Mk2	1300	Shrewsbury	750
11	Simon ROBINSON	GB	1300	Gainford	750
12	Alan HARDING	Austro	1300	Stoney Stanton	750
20	Derek WILLETTS	Falcon Mk2	1300	Great Barr	750
21	Mike SIMPSON	Spyder	1300	Ilkeston	750
24	Chris MARSHALL	Scarab Mk2	1300	Birmingham	750
33	Lash MCCALL	Predator GAC	1300	London	750
37	Alan SHAW	Spyder Special	1300	Nottingham	750
39	Geoff CROSS	Sheane '94	1300	Whitchurch	750
40	Geoff COGAN	Sheane Mk2	1300	Wirral	750
42	John BOWLES	Ray 87D	1300	Sevenoaks	750
47	William ROY	Scarab Mk4	1300	Acton	750
50	Dave JORDAN	Sheane Mk2 '91	1300	Hildenborough	750
54	John HARRISON	ARI Mk1	1300	Sheffield	750
66	Brian SIMPSON	Scarab	1300	Ilkeston	750
69	Andy STORER	Scarab Mk4	1300	Newark	750
88	Guy BELLINGHAM	Scarab Mk4	1300	Aylesbury	750
92	Stefan WILLCOX	Shane GAC	1300	Camberley	750

FORMULA VEE is a single-seater formula of free chassis design based upon original Volkswagen mechanical components and was first run in the UK in 1967. The championship is an ideal formula for both the beginner and the more experienced looking for competitive single seater racing on a low budget.

VW parts used include the 1300cc air-cooled engine, the Type 1 gearbox with specific ratios, the front and rear suspension and the braking systems; all these are controlled within the regulations and help to keep running and preparation costs affordable.

**RACE No. 7****12 LAPS****750 MOTOR CLUB KIT CAR
CHAMPIONSHIP WITH HOT HATCH CLASS A**

No.	CLASS	DRIVER	CAR DETAILS	CCS	HOMETOWN	CLUB
2	A	Paul BARKER	Dutton Phaeton	3500	Tidenham	750
4	B	Mike TOPP	Westfield SE	1598	Tamworth	750
5	HA	Bernie BOWDEN	Vauxhall Nova	1400	Slough	750
6	A	Mark ALEXANDER-WILLIAMS	Westfield SE1659		Leicester	750
7	HA	Tony BROOM	Fiat Uno	1360	Billingshurst	750
12	B	Andrew OWEN	Sylva Phoenix	1600	Welwyn Garden City	750
16	B	Steve WONTNER	Sylva Phoenix	1600	Twickenham	750
17	B	Tony EDWARDS	Westfield SE	1660	Poynton	750
20	B	Don WEIR	Sylva Striker Mk4	1660	Leigh	750
23	HA	Clive PICKARD	Vauxhall Nova SR	1400	Stoke on Trent	750
25	B	David ALLEN	Sylva Phoenix	1600	Worcester	750
26	B	Kelvin JONES	Sylva Striker	1600	Widnes	750
34	A	John BAKER COURTENAY	Westfield SE	1700	Blackburn	750
47	A	John SYKES	Sylva Striker Mk3	2000	Oldham	750
48	A	Paul ASHCROFT	Dax Rush	2000	West Malling	750
50	B	Frank STEELE-MORTIMER	Sylva Fury	1660	Holywell	750
51	B	Steve NEWEY	Westfield SEi	1660	Four Oaks	750
57	A	Ken MARSH	Dutton Melos	3500	Bury	750
62	HA	Ian SMITH	Citroen AX GT	1360	Wakefield	750
65	A	Ken LEWINS	Westfield SEi	1660	Chesterfield	750
75	HA	Damian HARRY	Citroen AX GT	1360	Warrington	750
77	HA	Tim FOXON	Citroen AX GT	1360	West Chiltonington	750
86	B	Peter CROFT	Sylva Phoenix	1660	Clitheroe	750

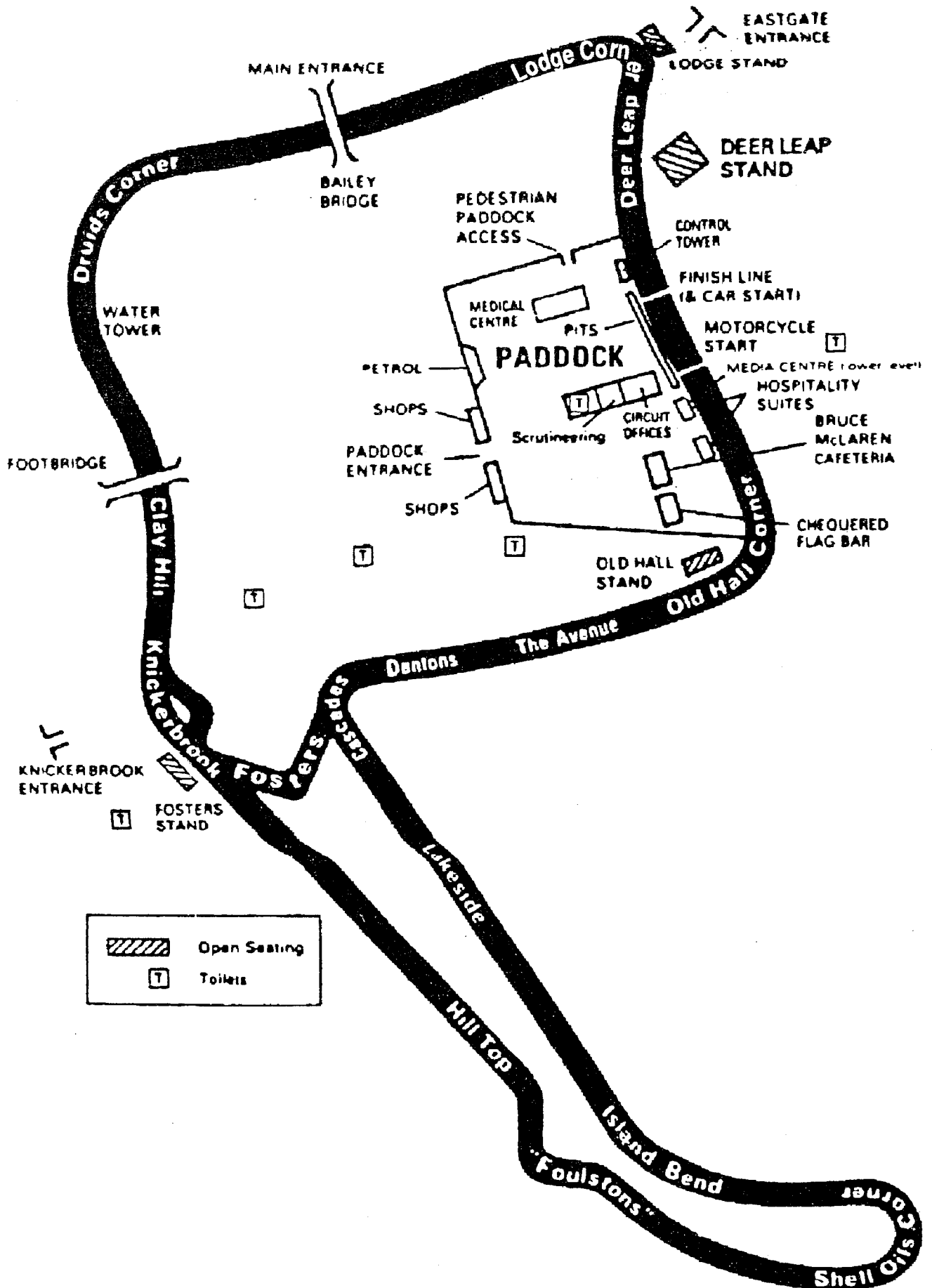
The KIT CAR CHAMPIONSHIP is for genuine roadgoing kit cars as recognised by the Club. Cars must be front-engined, run on road tyres and have a current MoT. Run in three engine-capacity classes of up to 1350ccs, 1351 to 1660ccs and 1661 to 3528ccs maximum, all engines must be genuine production engines and tuning is quite limited. Many of the cars are also used by their owners on the road and this is an ideal formula for the driver who wants to construct his own vehicle from a proven design.

**RACE No. 6****12 LAPS****MARSHAL TYRES/FAST CAR
HOT HATCH CHAMPIONSHIP (CLASS B)**

No.	CLASS	DRIVER	CAR DETAILS	CCS	HOMETOWN	CLUB
4	B	Ginny HYDE	Alfa 33	1500	Macclesfield	750
6	B	Colin STOTHART	Vauxhall Nova GTE	1600	Bacup	750
8	B	Brian DEAN	Talbot Sunbeam Ti	1600	Leicester	750
11	B	Glen TURNER	Peugeot 205 GTi	1580	Bury St Edmunds	750
12	B	Robb WHEELER	Fiesta XR2	1600	Harpenden	750
13	B	Nick FULLJAMES	Escort XR3i	1600	Brackley	750
14	B	Nick THORNTON	Peugeot 205 GTi	1600	Kings Lynn	750
17	B	Michael BLAKE	Escort XR3	1600	Crowthorne	750
18	B	Mike MCLOUGHLIN	Suzuki Swift GTi	1297	Finnere	750
24	B	David GARTHWAITE	VW Golf GTi	1600	Burstwick	750
27	B	Andy HORSNELL	VW Golf GTi	1588	Southampton	750
29	B	Giles BENSON	Peugeot 205 GTi	1580	Peterborough	750
30	B	Jason JACKSON	Fiesta XR2	1600	Reading	750
31	B	Des OLSON	Fiesta XR2i	1598	Chandlers Ford	750
33	B	Stuart COOLING	Escort XR3i	1597	Liversedge	750
34	B	Barrie CULLEY	Fiesta XR2	1600	Basingstoke	750
36	B	Simon SMITH	Fiesta XR2	1600	Belper	750
38	B	Steve TAYLOR	Fiesta XR2	1600	Swavesey	750
40	B	Simon MCDERMOTT	Fiesta XR2	1597	Adlington	750
42	B	Geoff BLUFF	Fiesta XR2	1600	Sheffield	750
43	B	Tom PERKINS	Peugeot 205 GTi	1580	Northampton	750
44	B	Neil GALLEY	Peugeot 205 GTi	1580	Kings Lynn	750
46	B	Anne KING	Fiesta XR2	1600	Pewsey	750
49	B	Mark PREECE	VW Golf GTi	1600	Shrewsbury	750
60	B	Barry BARNARD	Alfasud Ti	1500	Harpenden	750
69	B	Mark ZIMMERMANN	Fiesta XR2	1600	St Albans	750
70	B	Geoffrey FAIRBURN	Alfa Romeo 33	1500	Swindon	750
71	B	Steve CLARK	Escort XR3	1600	Longfield	750
73	B	Andy STEVENS	Suzuki Swift GTi	1300	Harrow	750
87	B	Bill GREGORY	MG Maestro	1600	Leighton Buzzard	750

The **HOT HATCH CHAMPIONSHIP** was started in 1993 and has proved very popular. The regulations allow any listed Hatchback car available for sale in the UK three or more years ago, up to a maximum of 1600 ccs, with a class split at 1400ccs. Multi-valved engines up to 1400 ccs go into the 'big' class. Minor engine modifications & suspension tuning is permitted and, apart from safety regulations, are identical to road cars. MoT is required and all cars run on a MARSHAL 767 tyre. Close and entertaining racing is guaranteed from this 'low cost' formula.

OULTON PARK CIRCUITS



<i>Race No.</i>		PRESENT LAP RECORDS		
		<i>Class Holder</i>	<i>Time</i>	<i>Date</i>

1/9	Formula 4 Championship	A R.Davis	1:04.18	24/ 8/91
		B M.Whatley	1:04.28	24/ 8/91
2/10	Formula 1300 Championship	J.Harrison	1:04.13	29/ 8/92
3/11	Roadsports Championship	A T.Storarr	1:16.05	25/ 8/90
Lap records in Classes B-F to be established				
4/12	750 Formula Championship	P.Myatt	1:09.7	16/ 6/90
5/13	Supersports Championship	C V.Ayres	1:39.2	26/ 3/88
Lap records in Classes A,B and D to be established				
6/14	Formula Vee Championship	D.Hutchinson	1:09.0	28/ 5/90
7	Kit Car Championship	All lap records to be established		
8	Hot Hatch Championship	All lap records to be established		

*** **CURRENT CHAMPIONSHIP POSITIONS** ***

Race No. 1 *Yokohama Formula 4 Championship*

1	A John MOORE	53	6	B Daron BLAND	29½
2	A Bob DAVIS	47	7	B Steve PATANIA	28½
3	A Adrian BESWICK	40½	8	B Adrian SEAL	26
4	B Mike WHATLEY	33	9=	B Mike BOXFORD	23½
5	B Mike LAMPOUGH	32	9=	B Pete NORTHOVER	23½

Race No. 2 *750 MC Formula 1300 Championship*

1	A Chris EMERY	81	6	A Colin TURNER	68½
2	A Richard GILMOUR	76½	7	B Rupert RUSSELL	56½
3	A Kevin SPENCER	72½	8	A Paul OVERTON	51½
4	B Gary GUNN	70	9	B Jonathan LOADER	49
5	B Richard CASSWELL	69½	10	B Chris HART	47½

Race No. 3 *Radical Roadsports Championship*

1=	F Jon MILICEVIC	32	6	E Keith MCKENZIE	19
1=	A Kevin GINGER	32	7	A Dave BROADWAY	18
3	C Nick OLSON	31	8	B Paul KEEVILL	15
4=	B Richard BALL	20	9	C John DENCH	14
4=	F Mick HYDE	20	10=	B John COUPE/A John WOLFE	13

Race No. 4 WESPRESS CASTINGS 750 FORMULA CHAMPIONSHIP

1	Damon BLAND	54	6	Jon HARVEY	30½
2	Alan AVERY	45	7	Keith MCPHERSON	30
3	Bob COUCHMAN	43	8	Bob SIMPSON	21
4	Dick HARVEY	36	9	Rodney HILL	19
5	Anthony RAINE	33	10	Dave BURTON	18½

Race No. 6 750 MC Formula Vee Championship

1	Andres SERRANO	76	6=	Ian JORDAN	41
2	Simon HUTCHINSON	45	6=	Alan SHAW	41
3	Trevor WELSH	43	8	Geoff CROSS	40
4=	Geoff COGAN	42	9	Martin BROWN	39
4=	Alan HARDING	42	10	Simon ROBINSON	26

Race No. 7 750 MC Kit Car Championship

1=	B David ALLEN	16	6=	A Matthew LEWIS	7
1=	B Steve NEWEY	16	6=	A Mark ALEXANDER WILLIAMS	7
3	A Paul BARKER	15	8	B Mike TOPP	6½
4=	B Steve WONTNER	13	9=	A Roger DEXTER	5½
4=	C Ken CULVERWELL	13	9=	B Tony EDWARDS	5½

Race No. 8 Hot Hatch Championship

1	B Stuart COOLING	73	6	B Glen TURNER	35
2	B Steve TAYLOR	68	7	B Colin STOTHART	32
3	A Ian SMITH	49	8	B Michael BLAKE	31
4	B Jason JACKSON	41	9=	B Simon MCDERMOTT	30
5	B David GARTHWAITE	40	9=	B Tom PERKINS	30

Race No. 9 Neweys Supersports Championship

1	A Reg WOODCOCK	26	5=	C Jon STOKES	8
2	A Nigel BROWN	14	7	B Trevor PHILLIPS	7
3=	I Lee WELCH	10	8	A Steve NEWEY	6
3=	B Dave GREEN	10	9=	C Roy MARA/ B Mike Dodd	
5=	B Peter WILKS	8		/A Bob NEWEY	5



Results of Race No:

1

Race No. 1 8 Laps 13.28 Miles 21.37 Kms Start Time 11:38

YOKOHAMA FORMULA 4

OULTON PARK SATURDAY 3RD JUNE 1995

POS.	No.	Cl.	DRIVER	CAR	LAPS	TIME	BEHIND	MPH	KPH	BEST	MPH	KPH	ON
1)	88	B	Mike WHATLEY	Van Diemen RF81	4	5:13.3		76.30	122.79	1:16.2	78.43	126.21	
2)	6	A	John MOORE	Ethyl Jay	4	5:16.2	2.9	75.60	121.66	1:17.2	77.41	124.58	
3)	8	B	Adrian SEAL	Delta T80R	4	5:16.9	3.6	75.43	121.39	1:16.6	78.02	125.55	
4)	2	B	Daron BLAND	Reynard SF 79	4	5:18.0	4.7	75.17	120.97	1:16.7	77.91	125.39	
5)	53	B	Stuart TILLEY	Royale RP30	4	5:18.3	5.0	75.10	120.86	1:16.7	77.91	125.39	
6)	39	B	Steven CONNOR	Van Diemen RF82	4	5:20.5	7.2	74.58	120.03	1:17.2	77.41	124.58	-
7)	33	B	Mike LAMPLOUGH	Van Diemen RF82	4	5:22.4	9.1	74.14	119.32	1:17.5	77.11	124.10	
8)	77	A	Bob DAVIS	Davis T6D	4	5:23.5	10.2	73.89	118.92	1:17.1	77.51	124.74	
9)	17	B	Nigel PAYNE	Van Diemen RF82	4	5:23.9	10.6	73.80	118.77	1:17.2	77.41	124.58	
10)	36	A	Adrian BESWICK	Van Diemen RF87	4	5:24.1	10.8	73.76	118.70	1:16.9	77.71	125.06	
11)	15	B	Charles ADRIAN	Reynard SF80/81	4	5:42.0	28.7	69.89	112.48	1:21.8	73.06	117.57	
12)	22	B	James BOLTON	Delta T50	4	5:42.8	29.5	69.73	112.22	1:21.7	73.15	117.72	
13)	71	B	Erwin SMIECH	Van Diemen RF83	4	5:43.1	29.8	69.67	112.12	1:21.2	73.60	118.44	
14)	20	B	Geoffrey COLLINS	Royale RP27	4	5:49.3	36.0	68.43	110.13	1:21.5	73.33	118.01	
15)	14	B	Ian FERNIHOUGH	Delta T80	4	5:51.1	37.8	68.08	109.57	1:23.5	71.57	115.18	
16)	43	B	John ROBERTS	Van Diemen RF82	4	5:51.7	38.4	67.97	109.38	1:24.3	70.89	114.09	
17)	69	B	Geoff PASHLEY	Van Diemen RF81	4	5:53.6	40.3	67.60	108.79	1:23.0	72.00	115.87	
18)	72	B	Daniel GOODMAN	Royale RP30	4	5:55.7	42.4	67.20	108.15	1:23.2	71.83	115.59	
19)	38	B	Dermot DOYLE	Reynard SF79	4	5:56.4	43.1	67.07	107.94	1:24.7	70.55	113.55	
20)	23	B	Alan HICKS	Delta T79 TAD	4	5:57.2	43.9	66.92	107.70	1:23.8	71.31	114.77	
21)	4	B	Nick TETLEY	Delta T79	4	5:57.6	44.3	66.85	107.58	1:23.5	71.57	115.18	
22)	51	B	Graham MATHESON	Van Diemen RF82	4	6:13.5	1:00.2	64.00	103.00	1:18.1	76.52	123.14	

-----Not Classified-----

31	B	Mike BOXFORD	Reynard SF79	2	DNF					1:21.3	73.51	118.30	
----	---	--------------	--------------	---	-----	--	--	--	--	--------	-------	--------	--

-----Did Not Start-----

27	A	Allan RENNIE	Ralt RT37										
28	B	Gary DEXTER	Royale RP27										
45	B	Quentin FULLJ-CURTIS	Royale RP30										
48	B	Ian OSBORNE	Van Diemen RF82										

-----Fastest Laps-----

36	A	Adrian BESWICK	Van Diemen RF87	1:16.9	77.71	125.06
88	B	Mike WHATLEY	Van Diemen RF81	1:16.2	78.43	126.21

First start time 11.16

PROVISIONAL RESULTS - Issued at 11:51

.....  Chief Timekeeper

 12:03
3/6/95



Results of Race No:

2

Race No. 2 8 Laps 13.28 Miles 21.37 Kms Start Time 11:52

FORMULA 1300 CHAMPIONSHIP

OULTON PARK SATURDAY 3RD JUNE 1995

POS.	No.	Cl.	DRIVER	CAR	LAPS	TIME	BEHIND	MPH	KPH	BEST	MPH	KPH	ON
1)	1	A	Chris EMERY	WEV Sports	8	10:16.5		77.55	124.80	1:15.1	79.57	128.06	
2)	40	C	Andrew DARBY	Multisport	8	10:21.8	5.3	76.89	123.74	1:16.4	78.22	125.88	
3)	22	B	Chris HART	Chevron B52	8	10:44.9	28.4	74.13	119.30	1:16.9	77.71	125.06	
4)	7	A	Colin TURNER	Royale RP37	8	10:47.4	30.9	73.85	118.84	1:18.5	76.13	122.51	
5)	12	A	Gary TAYLOR	Mallock Mk18B	8	11:06.2	49.7	71.76	115.49	1:16.7	77.91	125.39	
6)	81	A	Paul OVERTON	Robinson RS8201	8	11:07.1	50.6	71.67	115.33	1:15.9	78.74	126.71	
7)	6	B	Gary GUNN	Lola 596	8	11:11.2	54.7	71.23	114.63	1:21.5	73.33	118.01	
8)	72	B	Jonathan LOADER	Tiga SC84	8	11:11.8	55.3	71.16	114.53	1:20.4	74.33	119.62	
9)	51	B	Richard CASSWELL	Strike P15	8	11:12.1	55.6	71.13	114.48	1:20.5	74.24	119.47	
10)	8	A	Richard GILMOUR	Mallock	8	11:17.1	1:00.6	70.61	113.63	1:18.9	75.74	121.89	
11)	14	A	Colin COX	Batten 2	8	11:19.3	1:02.8	70.38	113.26	1:19.6	75.08	120.82	
12)	88	A	James PRIDMORE	Mallock Mk18	7	10:30.4	1 lap	66.36	106.79	1:26.4	69.17	111.31	
13)	34	A	David THOMPSON	Mallock Mk20B	7	10:31.6	1 lap	66.23	106.59	1:22.6	72.35	116.43	
14)	35	A	Peter COOMBS	Coombs Sports 5C	7	11:30.8	1 lap	60.56	97.45	1:33.2	64.12	103.19	

-----Not Classified-----

25	B	Rupert RUSSELL	Strike P15	5	DNF					1:19.0	75.65	121.74	
27	B	Dave COOK	Strike P15	1	DNF					1:51.2	53.74	86.49	

-----Fastest Laps-----

1	A	Chris EMERY	WEV Sports			1:15.1	79.57	128.06					
22	B	Chris HART	Chevron B52			1:16.9	77.71	125.06					
40	C	Andrew DARBY	Multisport			1:16.4	78.22	125.88					

PROVISIONAL RESULTS - Issued at 12:07

.....*[Signature]*..... Chief Timekeeper

[Signature]

12:40

3/6/95



Results of Race No:

3

Race No. 3 8 Laps 13.28 Miles 21.37 Kms Start Time 12:12

RADICAL ROADSPORTS

OULTON PARK SATURDAY 3RD JUNE 1995

POS.	No.	Cl.	DRIVER	CAR	LAPS	TIME	BEHIND	MPH	KPH	BEST	MPH	KPH	ON
1)	1	C	Nick OLSON	Lotus Esprit	8	11:08.0		71.57	115.18	1:22.1	72.79	117.14	
2)	7	C	Phil ABBOTT	Maxda RX72	8	11:10.6	2.6	71.29	114.73	1:22.1	72.79	117.14	
3)	8	C	John DENCH	Porsche Carrera	8	11:29.6	21.6	69.33	111.57	1:23.7	71.40	114.90	
4)	2	A	Kevin GINGER	Triumph Spitfire	8	11:34.6	26.6	68.83	110.77	1:24.5	70.72	113.82	
5)	58	E	Grant TROMANS	Caterham K Series	8	11:43.9	35.9	67.92	109.30	1:25.7	69.73	112.22	
6)	75	E	Keith MCKENZIE	Caterham K Series	8	11:53.2	45.2	67.03	107.88	1:27.3	68.45	110.17	
7)	86	E	John PINKNEY	Caterham K Series	8	11:53.7	45.7	66.99	107.80	1:26.1	69.41	111.70	
8)	41	D	Howard BREARLEY	TVR Griffiths 400	8	12:01.8	53.8	66.23	106.59	1:26.0	69.49	111.83	
9)	12	A	Paul LUCAS	Triumph Spitfire	8	12:11.1	1:03.1	65.39	105.24	1:25.3	70.06	112.75	
10)	14	E	Paul GASCOYNE	Caterham	8	12:29.0	1:21.0	63.83	102.72	1:28.8	67.30	108.30	
11)	35	C	John HAZZARD	Lotus Esprit	8	12:29.5	1:21.5	63.79	102.65	1:30.2	66.25	106.62	
12)	96	B	Mark HAYNES	Porsche 911T	8	12:33.0	1:25.0	63.49	102.18	1:31.2	65.53	105.45	
13)	62	B	Colin ELSTROP	Triumph GT6	7	11:17.6	1 lap	61.74	99.35	1:32.8	64.40	103.64	
14)	18	A	Peter WHITEMAN	Triumph Spitfire	7	11:19.9	1 lap	61.53	99.02	1:33.5	63.91	102.86	
15)	88	D	Brian COWAN	Aston Martin Vantage	7	11:23.1	1 lap	61.24	98.55	1:30.2	66.25	106.62	
16)	30	B	David HEALEY	Lotus Europa S2	7	11:33.3	1 lap	60.34	97.10	1:35.0	62.91	101.24	
17)	16	A	Jim DODSON	MG Midget	7	11:41.7	1 lap	59.62	95.94	1:36.3	62.06	99.87	
18)	31	A	Martyn ADAMS	Triumph Spitfire	7	11:51.8	1 lap	58.77	94.58	1:37.4	61.36	98.74	
19)	90	B	Graham BENNION	Marcos 1800	7	11:55.0	1 lap	58.51	94.16	1:34.9	62.97	101.34	
20)	49	A	David BEARDSLEY	Triumph Spitfire Mk3	7	12:12.6	1 lap	57.10	91.89	1:39.5	60.06	96.66	

-----Not Classified-----

69 A Dave BROADWAY MG Midget 0 DNF

-----Did Not Start-----

57 B John DAVIES Triumph Vitesse
63 B Richard BALL Lotus Elan S3

-----Fastest Laps-----

2	A	Kevin GINGER	Triumph Spitfire	1:24.5	70.72	113.82	
96	B	Mark HAYNES	Porsche 911T	1:31.2	65.53	105.45	Establishes lap record
1	C	Nick OLSON	Lotus Esprit	1:22.1	72.79	117.14	Establishes lap record
7	C	Phil ABBOTT	Maxda RX72	1:22.1	72.79	117.14	Establishes lap record
41	D	Howard BREARLEY	TVR Griffiths 400	1:26.0	69.49	111.83	Establishes lap record

PROVISIONAL RESULTS - Issued at 12:28

.....*Not*..... Chief Timekeeper

Not
12:40
3/6/95



Results of Race No:

4

Race No. 4 8 Laps 13.28 Miles 21.37 Kms Start Time 12:31

WESPREY CASTINGS 750 FORMULA CHAMPIONSHIP

QULTON PARK SATURDAY 3RD JUNE 1995

POS.	No.	DRIVER	CAR	LAPS	TIME	BEHIND	MPH	KPH	BEST	MPH	KPH	ON
1)	7	Anthony RAINE	Centaur	8	10:59.5		72.49	116.66	1:20.1	74.61	120.07	
2)	2	Alan AVERY	Avalan 2	8	11:00.5	1.0	72.38	116.49	1:20.6	74.14	119.32	
3)	5	Damon BLAND	Simpson Special	8	11:14.9	15.4	70.84	114.00	1:21.8	73.06	117.57	
4)	10	Bob COUCHMAN	BCR 750 Special	8	11:15.6	16.1	70.76	113.88	1:21.3	73.51	118.30	
5)	3	Bob SIMPSON	SS Reliant	8	11:19.2	19.7	70.39	113.28	1:22.5	72.44	116.57	
6)	21	Jon HARVEY	Darvi 92/J	8	11:21.1	21.6	70.19	112.96	1:21.7	73.15	117.72	
7)	41	Nick WINDLEY	Hague 750	8	11:22.1	22.6	70.09	112.80	1:22.9	72.09	116.01	
8)	43	Dick HARVEY	Darvi-91D	8	11:22.5	23.0	70.05	112.73	1:22.0	72.88	117.29	
9)	1	Mick HARRIS	Darvi 877	8	11:45.2	45.7	67.79	109.10	1:22.6	72.35	116.43	
10)	50	Rodney HILL	Mystic T4/21	7	11:01.4	1 lap	63.25	101.79	1:32.1	64.89	104.42	
11)	17	Dave ROBSON	SDAR/83	7	11:02.2	1 lap	63.17	101.66	1:31.8	65.10	104.76	
12)	91	Nige COWLEY	Cowley Mk1V	7	11:11.8	1 lap	62.27	100.21	1:31.1	65.60	105.57	

-----Not Classified-----

6	Pete KNIPE	DNC	6	DNF					1:21.3	73.51	118.30	
80	Graham HARESIGN	DNC Mk3	6	DNF					1:32.7	64.47	103.75	
33	Andy HOWLETT	Le Tigre	0	DNF								

-----Did Not Start-----

11	Dave BURTON	Darvi Mk5B										
42	Martin KEMP	Darvi Mk6										

-----Fastest Lap-----

7	Anthony RAINE	Centaur		1:20.1	74.61	120.07						
---	---------------	---------	--	--------	-------	--------	--	--	--	--	--	--

PROVISIONAL RESULTS - Issued at 12:48

..... *Ant* Chief Timekeeper

Kijangul
3/6/95.
12.55.



Results of Race No:

5

Race No. 5 8 Laps 13.28 Miles 21.37 Kms Start Time 12:51

RADICAL ROADSPORTS (F) - NEWEYS SUPERSPORTS

OULTON PARK SATURDAY 3RD JUNE 1995

POS.	No.	Cl.	DRIVER	CAR	LAPS	TIME	BEHIND	MPH	KPH	BEST	MPH	KPH	ON
1)	15	A	Peter GRAINGER	Westfield Seight	8	10:47.2		73.87	118.88	1:19.0	75.65	121.74	
2)	12	C	Roy MARA	Westfield SEi	8	10:57.4	10.2	72.72	117.04	1:20.4	74.33	119.62	
3)	66	F	Martin STEWART	Caterham 7	8	11:07.0	19.8	71.68	115.35	1:21.3	73.51	118.30	
4)	3	F	Mick HYDE	Caterham Super Seven	8	11:19.4	32.2	70.37	113.25	1:22.8	72.17	116.15	
5)	29	F	Mark TURNER	Caterham HPC	8	11:20.7	33.5	70.23	113.03	1:22.7	72.26	116.29	
6)	88	I	Chris SHIPTON	KVA GT40	8	11:22.3	35.1	70.07	112.76	1:22.4	72.52	116.72	
7)	51	A	Steve NEWEY	Westfield SEi	8	11:23.0	35.8	70.00	112.65	1:22.3	72.61	116.86	
8)	9	A	Nigel BROWN	Leader 400	8	11:23.4	36.2	69.96	112.58	1:21.5	73.33	118.01	
9)	72	F	Glenn BURNAGE	Caterham Super 7	8	11:24.3	37.1	69.86	112.44	1:21.8	73.06	117.57	
10)	4	A	Reg WOODCOCK	Westfield 11	8	11:33.8	46.6	68.91	110.90	1:20.6	74.14	119.32	
11)	81	F	John TAYLOR	Caterham 7	8	11:45.1	57.9	67.80	109.12	1:21.6	73.24	117.86	
12)	11	C	Jon STOKES	Westfield SE	8	11:55.1	1:07.9	66.85	107.59	1:25.0	70.31	113.15	
13)	92	I	Anthony TAYLOR	McLaren M1 Replica	8	11:59.0	1:11.8	66.49	107.01	1:26.3	69.25	111.44	
14)	65	F	Paul JACOBS	Caterham 7	8	12:11.0	1:23.8	65.40	105.25	1:27.0	68.69	110.54	
15)	24	F	Tony BUTLER	Caterham 7	8	12:11.4	1:24.2	65.37	105.19	1:26.2	69.33	111.57	
16)	8	B	Dave GREEN	Daren Mk2	7	10:47.2	1 lap	64.64	104.02	1:29.0	67.15	108.06	
17)	48	I	John HENDERSON	Lotus7 S2	7	11:23.5	1 lap	61.20	98.50	1:34.6	63.17	101.66	
18)	28	I	Geoffrey PARKINSON	McLaren MIC Replica	7	11:35.7	1 lap	60.13	96.77	1:35.4	62.64	100.81	
19)	50	A	Bob NEWEY	Westfield SEi	7	11:51.4	1 lap	58.80	94.63	1:37.8	61.10	98.34	

-----Not Classified-----

99	F	Jon MILICEVIC	Caterham Super Spr	6	DNF					1:24.3	70.89	114.09	
77	A	David SEGGIE	Pulsar 931	5	DNF					1:25.4	69.98	112.62	
83	F	Mark LANYON	Caterham Super 7	5	DNF					1:30.2	66.25	106.62	

-----Did Not Start-----

75	I	Keith MCKENZIE	Caterham 7										
----	---	----------------	------------	--	--	--	--	--	--	--	--	--	--

-----Fastest Laps-----

15	A	Peter GRAINGER	Westfield Seight	1:19.0	75.65	121.74	Establishes lap record
8	B	Dave GREEN	Daren Mk2	1:29.0	67.15	108.06	Establishes lap record
12	C	Roy MARA	Westfield SEi	1:20.4	74.33	119.62	New lap record
88	I	Chris SHIPTON	KVA GT40	1:22.4	72.52	116.72	
66	F	Martin STEWART	Caterham 7	1:21.3	73.51	118.30	

PROVISIONAL RESULTS - Issued at 13:09

..... *Mark* Chief Timekeeper

Mark

13:33

3/6/95



Results of Race No:



Race No. 6 8 Laps 13.28 Miles 21.37 Kms Start Time 13:10

FORMULA VEE CHAMPIONSHIP

OULTON PARK SATURDAY 3RD JUNE 1995

POS.	No.	DRIVER	CAR	LAPS	TIME	BEHIND	MPH	KPH	BEST	MPH	KPH	ON
1)	3	Martin BROWN	Ray FV91	8	10:37.1		75.04	120.76	1:17.8	76.81	123.62	
2)	5	Martin EYRE	Scarab Mk2	8	10:37.5	0.4	74.99	120.69	1:17.9	76.71	123.46	
3)	7	Andres SERRANO	Predator Bowles	8	10:44.3	7.2	74.20	119.42	1:16.5	78.12	125.72	
4)	11	Simon ROBINSON	GB	8	10:52.1	15.0	73.31	117.99	1:19.2	75.45	121.43	
5)	6	Ian JORDAN	Royale RP26	8	10:52.2	15.1	73.30	117.97	1:18.9	75.74	121.89	
6)	12	Alan HARDING	Austro	8	10:53.4	16.3	73.17	117.75	1:19.0	75.65	121.74	
7)	40	Geoff COGAN	Sheane Mk2	8	11:07.7	30.6	71.60	115.23	1:20.8	73.96	119.03	
8)	9	Simon HUTCHINSON	Scarab Mk2	8	11:10.4	33.3	71.31	114.77	1:18.5	76.13	122.51	
9)	92	Stefan WILLCOX	Shane GAC	8	11:13.6	36.5	70.97	114.22	1:19.6	75.08	120.82	
10)	50	Dave JORDAN	Sheane Mk2'91	8	11:16.5	39.4	70.67	113.73	1:20.6	74.14	119.32	
11)	4	Jon RANDALL	Kaimann	8	11:16.8	39.7	70.64	113.68	1:19.7	74.98	120.67	
12)	39	Geoff CROSS	Sheane'94	8	11:18.9	41.8	70.42	113.33	1:20.7	74.05	119.17	
13)	66	Brian SIMPSON	Scarab	8	11:20.9	43.8	70.21	113.00	1:19.9	74.79	120.37	
14)	42	John BOWLES	Ray 87D	8	11:28.0	50.9	69.49	111.83	1:22.8	72.17	116.15	
15)	10	Richard LEWIS	Scarab Mk2	8	11:28.3	51.2	69.46	111.78	1:18.3	76.32	122.83	
16)	54	John HARRISON	ARI Mk1	8	11:54.0	1:16.9	66.96	107.76	1:22.9	72.09	116.01	
17)	88	Guy BELLINGHAM	Scarab Mk4	8	12:01.3	1:24.2	66.28	106.67	1:23.6	71.48	115.04	
18)	24	Chris MARSHALL	Scarab Mk2	7	10:38.0	1 lap	65.57	105.52	1:26.5	69.09	111.18	
19)	20	Derek WILLETTS	Falcon Mk2	7	10:42.0	1 lap	65.16	104.86	1:28.2	67.76	109.04	
20)	47	William ROY	Scarab Mk4	7	10:44.3	1 lap	64.93	104.49	1:28.3	67.68	108.92	
21)	21	Mike SIMPSON	Spyder	7	10:52.1	1 lap	64.15	103.24	1:29.1	67.07	107.94	

-----Not Classified-----

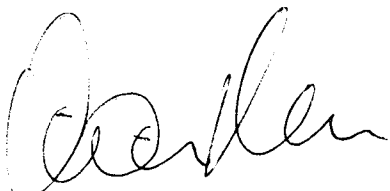
33	Lash McCALL	Predator GAC	1	DNF				1:40.8	59.29	95.41	
37	Alan SHAW	Spyder Special	0	DNF							

-----Fastest Lap-----

7	Andres SERRANO	Predator Bowles	1:16.5	78.12	125.72						
---	----------------	-----------------	--------	-------	--------	--	--	--	--	--	--

PROVISIONAL RESULTS - Issued at 13:27

.......... Chief Timekeeper


13:33
3/6/95



Results of Race No:

7

Race No. 7 12 Laps 19.92 Miles 32.06 Kms Start Time 14:05

KIT CAR WITH HOT HATCH A

OULTON PARK SATURDAY 3RD JUNE 1995

POS.	No.	Cl.	DRIVER	CAR	LAPS	TIME	BEHIND	MPH	KPH	BEST	MPH	KPH	ON
1)	6	A	Mark ALEXR WILLIAMS	Westfield SE	12	16:46.4		71.26	114.68	1:21.0	73.78	118.73	
2)	51	B	Steve NEWHEY	Westfield SEi	12	17:08.7	22.3	69.71	112.19	1:21.3	73.51	118.30	
3)	4	B	Mike TOPP	Westfield SE	12	17:09.5	23.1	69.66	112.10	1:23.1	71.91	115.73	
4)	16	B	Steve WONTNER	Sylva Phoenix	12	17:26.4	40.0	68.53	110.29	1:24.0	71.14	114.49	
5)	25	B	David ALLEN	Sylva Phoenix	12	17:26.7	40.3	68.51	110.26	1:24.0	71.14	114.49	
6)	86	B	Peter CROFT	Sylva Phoenix	12	17:29.3	42.9	68.34	109.99	1:24.3	70.89	114.09	
7)	34	A	John BAKER COURTENAY	Westfield SE	12	17:30.3	43.9	68.28	109.88	1:23.9	71.23	114.63	
8)	12	B	Andrew OWEN	Sylva Phoenix	12	17:41.6	55.2	67.55	108.71	1:25.0	70.31	113.15	
9)	57	A	Ken MARSH	Dutton Melos	12	18:02.4	1:16.0	66.25	106.62	1:27.2	68.53	110.29	
10)	26	B	Kelvin JONES	Sylva Striker	12	18:03.6	1:17.2	66.18	106.51	1:27.0	68.69	110.54	
11)	3	A	Roger DEXTER	Westfield 7SE	12	18:04.1	1:17.7	66.15	106.46	1:27.0	68.69	110.54	
12)	17	B	Tony EDWARDS	Westfield SE	12	18:05.5	1:19.1	66.06	106.32	1:24.5	70.72	113.82	
13)	48	A	Paul ASHCROFT	Dax Rush	11	17:06.4	1 lap	64.05	103.07	1:30.1	66.33	106.74	
14)	77	HA	Tim FOXON	Citroen AX GT	11	17:11.2	1 lap	63.75	102.59	1:31.6	65.24	104.99	
15)	62	HA	Ian SMITH	Citroen AX GT	11	17:30.4	1 lap	62.58	100.72	1:29.7	66.62	107.22	
16)	20	B	Don WEIR	Sylva Striker Mk4	11	17:36.0	1 lap	62.25	100.18	1:27.9	67.99	109.41	
17)	50	B	Frank STE-MORTIMER	Sylva Fury	10	17:49.1	2 laps	55.90	89.96	1:44.1	57.41	92.39	

-----Not Classified-----

65	A	Ken LEWINS	Westfield SEi	9	DNF					1:30.3	66.18	106.51	
2	A	Paul BARKER	Dutton Phaeton	6	DNF					1:21.0	73.78	118.73	
47	A	John SYKES	Sylva Striker Mk3	3	DNF					1:25.1	70.22	113.01	

-----Did Not Start-----

46	HB	Anne KING	Fiesta XR2										
49	HB	Mark PREECE	VW Golf GTi										

-----Fastest Laps-----

6	A	Mark ALEXR WILLIAMS	Westfield SE	1:21.0	73.78	118.73	Establishes lap record
2	A	Paul BARKER	Dutton Phaeton	1:21.0	73.78	118.73	Establishes lap record
51	B	Steve NEWHEY	Westfield SEi	1:21.3	73.51	118.30	Establishes lap record
62	HA	Ian SMITH	Citroen AX GT	1:29.7	66.62	107.22	Establishes lap record


PROVISIONAL RESULTS - Issued at 14:28

.....*Ant*..... Chief Timekeeper

Ant
14:39
3/6/95



Results of Race No:



Race No. 8 12 Laps 19.92 Miles 32.06 Kms Start Time 14:32

MARSHAL TYRES/FAST CAR HOT HATCH CHAMPIONSHIP

OULTON PARK SATURDAY 3RD JUNE 1995

POS.	No.	Cl.	DRIVER	CAR	LAPS	TIME	BEHIND	MPH	KPH	BEST	MPH	KPH	ON
1)	11	B	Glen TURNER	Peugeot 205 GTi	12	17:50.7		66.98	107.79	1:27.9	67.99	109.41	
2)	24	B	David GARTHWAITE	VW Golf GTi	12	17:53.2	2.5	66.82	107.54	1:27.9	67.99	109.41	
3)	6	B	Colin STOTHART	Vauxhall Nova GTE	12	17:54.5	3.8	66.74	107.41	1:27.6	68.22	109.79	
4)	33	B	Stuart COOLING	Escort XR3i	12	17:55.6	4.9	66.67	107.30	1:26.2	69.33	111.57	
5)	38	B	Steve TAYLOR	Fiesta XR2	12	17:56.8	6.1	66.60	107.18	1:28.3	67.68	108.92	
6)	40	B	Simon McDERMOTT	Fiesta XR2	12	17:59.8	9.1	66.41	106.88	1:28.5	67.53	108.67	
7)	8	B	Brian DEAN	Talbot Sunbeam Ti	12	18:00.6	9.9	66.36	106.80	1:27.0	68.69	110.54	
8)	12	B	Robb WHEELER	Fiesta XR2	12	18:10.9	20.2	65.74	105.79	1:28.5	67.53	108.67	
9)	17	B	Michael BLAKE	Escort XR3	12	18:25.0	34.3	64.90	104.44	1:29.7	66.62	107.22	
10)	14	B	Nick THORNTON	Peugeot 205 GTi	12	18:32.1	41.4	64.48	103.78	1:29.8	66.55	107.10	
11)	18	B	Mike McLOUGHLIN	Suzuki Swift GTi	12	18:33.0	42.3	64.43	103.69	1:29.8	66.55	107.10	
12)	29	B	Giles BENSON	Peugeot 205 GTi	12	18:38.4	47.7	64.12	103.19	1:31.3	65.45	105.34	
13)	44	B	Neil GALLEY	Peugeot 205 GTi	12	18:39.8	49.1	64.04	103.06	1:30.2	66.25	106.62	
14)	31	B	Des OLSON	Fiesta XR2i	12	18:42.6	51.9	63.88	102.81	1:30.0	66.40	106.86	
15)	36	B	Simon SMITH	Fiesta XR2	12	18:43.6	52.9	63.82	102.71	1:30.7	65.89	106.04	
16)	42	B	Geoff BLUFF	Fiesta XR2	12	18:45.0	54.3	63.74	102.59	1:30.2	66.25	106.62	
17)	69	B	Mark ZIMMERMANN	Fiesta XR2	12	18:50.3	59.6	63.45	102.10	1:27.4	68.38	110.04	
18)	71	B	Steve CLARK	Escort XR3	12	18:59.0	1:08.3	62.96	101.32	1:30.8	65.81	105.92	
19)	34	B	Barrie CULLEY	Fiesta XR2	12	19:02.1	1:11.4	62.79	101.05	1:30.4	66.11	106.39	
20)	70	B	Geoffrey FAIRBURN	Alfa Romeo 33	12	19:12.7	1:22.0	62.21	100.12	1:32.4	64.68	104.08	
21)	43	B	Tom PERKINS	Peugeot 205 GTi	12	19:19.8	1:29.1	61.83	99.51	1:30.3	66.18	106.51	
22)	87	B	Bill GREGORY	MG Maestro	11	18:07.2	1 lap	60.46	97.31	1:33.9	63.64	102.42	

-----Not Classified-----

60	B	Barry BARNARD	Alfasud Ti	11	DNF					1:27.9	67.99	109.41	
73	B	Andy STEVENS	Suzuki Swift GTi	11	DNF					1:27.9	67.99	109.41	
30	B	Jason JACKSON	Fiesta XR2	2	DNF					1:28.0	67.91	109.29	
13	B	Nick FULLJAMES	Escort XR3i	1	DNF					2:02.5	48.78	78.51	

-----Did Not Start-----

4 B Ginny HYDE Alfa 33

-----Fastest Lap-----

33 Stuart COOLING Escort XR3i 1:26.2 69.33 111.57 Establishes lap record


PROVISIONAL RESULTS - Issued at 15.00

..... *[Signature]* Chief Timekeeper

[Signature]
16.11
3/6/95



Results of Race No:



Race No. 9 8 Laps 13.28 Miles 21.37 Kms Start Time 14:59

YOKOHAMA FORMULA 4

OULTON PARK SATURDAY 3RD JUNE 1995

POS.	No.	Cl.	DRIVER	CAR	LAPS	TIME	BEHIND	MPH	KPH	BEST	MPH	KPH	ON
1)	88	B	Mike WHATLEY	Van Diemen RF81	8	10:01.5		79.48	127.91	1:13.6	81.20	130.67	
2)	53	B	Stuart TILLEY	Royale RP30	8	10:11.5	10.0	78.18	125.82	1:14.7	80.00	128.75	
3)	2	B	Daron BLAND	Reynard SF 79	8	10:15.7	14.2	77.65	124.96	1:14.9	79.79	128.40	
4)	39	B	Steven CONNOR	Van Diemen RF82	8	10:22.6	21.1	76.79	123.58	1:15.6	79.05	127.21	
5)	33	B	Mike LAMPLOUGH	Van Diemen RF82	8	10:23.3	21.8	76.70	123.44	1:15.8	78.84	126.88	
6)	36	A	Adrian BESWICK	Van Diemen RF87	8	10:23.6	22.1	76.66	123.38	1:15.4	79.26	127.55	
7)	17	B	Nigel PAYNE	Van Diemen RF82	8	10:23.8	22.3	76.64	123.34	1:15.3	79.36	127.72	
8)	31	B	Mike BOXFORD	Reynard SF79	8	10:36.6	35.1	75.10	120.86	1:15.0	79.68	128.23	
9)	20	B	Geoffrey COLLINS	Royale RP27	8	10:53.0	51.5	73.21	117.82	1:17.7	76.91	123.78	
10)	71	B	Erwin SMIECH	Van Diemen RF83	8	10:55.0	53.5	72.99	117.46	1:19.5	75.17	120.97	
11)	15	B	Charles ADRIAN	Reynard SF80/81	8	10:55.5	54.0	72.93	117.38	1:19.3	75.36	121.28	
12)	14	B	Ian FERNIHOUGH	Delta T80	8	10:56.8	55.3	72.79	117.14	1:19.7	74.98	120.67	
13)	22	B	James BOLTON	Delta T50	8	10:59.6	58.1	72.48	116.65	1:18.4	76.22	122.67	
14)	69	B	Geoff PASHLEY	Van Diemen RF81	8	11:13.9	1:12.4	70.94	114.17	1:21.0	73.78	118.73	
15)	38	B	Dermot DOYLE	Reynard SF79	8	11:21.3	1:19.8	70.17	112.93	1:21.6	73.24	117.86	
16)	72	B	Daniel GOODMAN	Royale RP30	8	11:21.8	1:20.3	70.12	112.85	1:21.5	73.33	118.01	
17)	4	B	Nick TETLEY	Delta T79	8	11:22.3	1:20.8	70.07	112.76	1:20.8	73.96	119.03	

-----Not Classified-----

43	B	John ROBERTS	Van Diemen RF82	4	DNF					1:20.6	74.14	119.32	
51	B	Graham MATHESON	Van Diemen RF82	4	DNF					1:18.3	76.32	122.83	
6	A	John MOORE	Ethyl Jay	3	DNF					1:15.6	79.05	127.21	
77	A	Bob DAVIS	Davis T6D	3	DNF					1:15.4	79.26	127.55	
28	B	Gary DEXTER	Royale RP27	2	DNF					1:24.7	70.55	113.55	

-----Did Not Start-----

8	B	Adrian SEAL	Delta T80R										
23	B	Alan HICKS	Delta T79 TAD										
45	B	Quentin FULLJ-CURTIS	Royale RP30										
48	B	Ian OSBORNE	Van Diemen RF82										

-----Fastest Laps-----

36	A	Adrian BESWICK	Van Diemen RF87		1:15.4	79.26	127.55						
77	A	Bob DAVIS	Davis T6D		1:15.4	79.26	127.55						
88	B	Mike WHATLEY	Van Diemen RF81		1:13.6	81.20	130.67						


PROVISIONAL RESULTS - Issued at 15.18

.....*[Signature]*..... Chief Timekeeper

[Signature]
3/6/95
15.39



Results of Race No:



Race No. 10 8 Laps 13.28 Miles 21.37 Kms Start Time 15:18

FORMULA 1300 CHAMPIONSHIP

OULTON PARK SATURDAY 3RD JUNE 1995

POS.	No.	Cl.	DRIVER	CAR	LAPS	TIME	BEHIND	MPH	KPH	BEST	MPH	KPH	ON
1)	1	A	Chris EMERY	WEV Sports	8	10:04.3		79.11	127.32	1:13.6	81.20	130.67	
2)	40	C	Andrew DARBY	Multisport	8	10:13.3	9.0	77.95	125.45	1:14.9	79.79	128.40	
3)	12	A	Gary TAYLOR	Mallock Mk18B	8	10:14.1	9.8	77.85	125.29	1:14.7	80.00	128.75	
4)	7	A	Colin TURNER	Royale RP37	8	10:35.8	31.5	75.19	121.01	1:17.5	77.11	124.10	
5)	51	B	Richard CASSWELL	Strike P15	8	10:39.3	35.0	74.78	120.35	1:17.7	76.91	123.78	
6)	14	A	Colin COX	Batten 2	8	10:50.5	46.2	73.49	118.28	1:18.3	76.32	122.83	
7)	6	B	Gary GUNN	Lola 596	8	10:56.9	52.6	72.78	117.12	1:20.2	74.51	119.92	
8)	22	B	Chris HART	Chevron B52	8	10:57.5	53.2	72.71	117.02	1:15.2	79.47	127.89	
9)	8	A	Richard GILMOUR	Mallock	8	11:01.8	57.5	72.24	116.26	1:16.7	77.91	125.39	
10)	34	A	David THOMPSON	Mallock Mk20B	8	11:15.0	1:10.7	70.83	113.98	1:20.8	73.96	119.03	
11)	72	B	Jonathan LOADER	Tiga SC84	7	10:07.9	1 lap	68.81	110.75	1:18.4	76.22	122.67	
12)	88	A	James PRIDMORE	Mallock Mk18	7	10:28.4	1 lap	66.57	107.13	1:24.8	70.47	113.41	
13)	35	A	Peter COOMBS	Coombs Sports 5C	7	11:20.3	1 lap	61.49	98.96	1:30.0	66.40	106.86	

-----Not Classified-----

25	B	Rupert RUSSELL	Strike P15	4	DNF					1:18.5	76.13	122.51	
81	A	Paul OVERTON	Robinson RS8201	2	DNF					1:17.0	77.61	124.90	
27	B	Dave COOK	Strike P15	1	DNF					1:48.2	55.23	88.89	

-----Fastest Laps-----

1	A	Chris EMERY	WEV Sports	1:13.6	81.20	130.67	
22	B	Chris HART	Chevron B52	1:15.2	79.47	127.89	
40	C	Andrew DARBY	Multisport	1:14.9	79.79	128.40	

PROVISIONAL RESULTS - Issued at 15:33

.....*[Signature]*..... Chief Timekeeper

Kijazu
3/16/95
15:39



Results of Race No:

11

Race No. 11 8 Laps 13.28 Miles 21.37 Kms Start Time 15:35

RADICAL ROADSPORTS

OULTON PARK SATURDAY 3RD JUNE 1995

POS.	No.	Cl.	DRIVER	CAR	LAPS	TIME	BEHIND	MPH	KPH	BEST	MPH	KPH	ON
1)	1	C	Nick OLSON	Lotus Esprit	8	10:48.8		73.69	118.59	1:20.1	74.61	120.07	
2)	8	C	John DENCH	Porsche Carrera	8	11:00.6	11.8	72.37	116.47	1:20.5	74.24	119.47	
3)	7	C	Phil ABBOTT	Maxda RX72	8	11:00.8	12.0	72.35	116.43	1:20.0	74.70	120.22	
4)	41	D	Howard BREARLEY	TVR Griffiths 400	8	11:06.8	18.0	71.70	115.39	1:20.9	73.87	118.88	
5)	2	A	Kevin GINGER	Triumph Spitfire	8	11:14.7	25.9	70.86	114.03	1:21.8	73.06	117.57	
6)	58	E	Grant TROMANS	Caterham K Series	8	11:15.0	26.2	70.83	113.98	1:21.7	73.15	117.72	
7)	12	A	Paul LUCAS	Triumph Spitfire	8	11:19.2	30.4	70.39	113.28	1:22.9	72.09	116.01	
8)	69	A	Dave BROADWAY	MG Midget	8	11:19.5	30.7	70.36	113.23	1:22.7	72.26	116.29	
9)	86	E	John PINKNEY	Caterham K Series	8	11:32.6	43.8	69.03	111.09	1:23.7	71.40	114.90	
10)	35	C	John HAZZARD	Lotus Esprit	8	12:04.2	1:15.4	66.01	106.24	1:27.5	68.30	109.91	
11)	88	D	Brian COWAN	Aston Martin Vantage	8	12:04.9	1:16.1	65.95	106.14	1:26.0	69.49	111.83	
12)	62	B	Colin ELSTROP	Triumph GT6	8	12:17.0	1:28.2	64.87	104.40	1:29.4	66.85	107.58	
13)	96	B	Mark HAYNES	Porsche 911T	8	12:18.7	1:29.9	64.72	104.16	1:28.9	67.22	108.18	
14)	18	A	Peter WHITEMAN	Triumph Spitfire	7	10:56.2	1 lap	63.75	102.59	1:29.6	66.70	107.34	
15)	14	E	Paul GASCOYNE	Caterham	7	11:13.9	1 lap	62.07	99.90	1:24.4	70.81	113.95	
16)	16	A	Jim DODSON	MG Midget	7	11:19.7	1 lap	61.54	99.05	1:34.6	63.17	101.66	
17)	30	B	David HEALEY	Lotus Europa S2	7	11:25.4	1 lap	61.03	98.22	1:34.5	63.24	101.77	
18)	57	B	John DAVIES	Triumph Vitesse	7	11:38.6	1 lap	59.88	96.37	1:35.6	62.51	100.60	
19)	31	A	Martyn ADAMS	Triumph Spitfire	7	11:38.9	1 lap	59.85	96.33	1:35.0	62.91	101.24	
20)	49	A	David BEARDSLEY	Triumph Spitfire Mk3	7	11:39.0	1 lap	59.85	96.31	1:36.0	62.25	100.18	

-----Not Classified-----

90	B	Graham BENNION	Marcos 1800	3	DNF					1:34.2	63.44	102.10	
75	E	Keith MCKENZIE	Caterham K Series	0	DNF								

-----Fastest Laps-----

2	A	Kevin GINGER	Triumph Spitfire	1:21.8	73.06	117.57							
96	B	Mark HAYNES	Porsche 911T	1:28.9	67.22	108.18				Establishes lap record			
7	C	Phil ABBOTT	Maxda RX72	1:20.0	74.70	120.22				Establishes lap record			
41	D	Howard BREARLEY	TVR Griffiths 400	1:20.9	73.87	118.88				Establishes lap record			

PROVISIONAL RESULTS - Issued at 15:48

.....*[Signature]*..... Chief Timekeeper

[Signature]
3/6/95
15.55



Results of Race No:

12

Race No. 12 8 Laps 13.28 Miles 21.37 Kms Start Time 15:53

WESPREY CASTINGS 750 FORMULA CHAMPIONSHIP

OULTON PARK SATURDAY 3RD JUNE 1995

POS.	No.	DRIVER	CAR	LAPS	TIME	BEHIND	MPH	KPH	BEST	MPH	KPH	ON
1)	7	Anthony RAINE	Centaur	8	10:17.9		77.37	124.52	1:14.1	80.65	129.79	
2)	5	Damon BLAND	Simpson Special	8	10:18.3	0.4	77.32	124.44	1:14.1	80.65	129.79	
3)	6	Pete KNIPE	DNC	8	10:21.7	3.8	76.90	123.76	1:14.2	80.54	129.61	
4)	1	Mick HARRIS	Darvi 877	8	10:23.6	5.7	76.66	123.38	1:15.2	79.47	127.89	-
5)	2	Alan AVERY	Avalan 2	8	10:27.4	9.5	76.20	122.63	1:16.1	78.53	126.38	
6)	21	Jon HARVEY	Darvi 92/J	8	10:32.4	14.5	75.60	121.66	1:17.0	77.61	124.90	
7)	10	Bob COUCHMAN	BCR 750 Special	8	10:38.3	20.4	74.90	120.54	1:16.3	78.32	126.05	
8)	3	Bob SIMPSON	SS Reliant	8	10:39.8	21.9	74.72	120.26	1:16.4	78.22	125.88	-
9)	41	Nick WINDLEY	Hague 750	8	10:53.3	35.4	73.18	117.77	1:18.3	76.32	122.83	
10)	11	Dave BURTON	Darvi Mk5B	7	10:23.0	1 lap	67.15	108.06	1:23.8	71.31	114.77	
11)	17	Dave ROBSON	SDAR/83	7	10:25.0	1 lap	66.93	107.72	1:24.6	70.64	113.68	
12)	91	Nige COWLEY	Cowley Mk1V	7	10:31.2	1 lap	66.27	106.66	1:27.2	68.53	110.29	
13)	43	Dick HARVEY	Darvi-91D	7	10:31.6	1 lap	66.23	106.59	1:28.4	67.60	108.79	
14)	50	Rodney HILL	Mystic T4/21	7	11:34.0	1 lap	60.28	97.01	1:34.7	63.10	101.56	

-----Fastest Lap-----

7	Anthony RAINE	Centaur	1:14.1	80.65	129.79
5	Damon BLAND	Simpson Special	1:14.1	80.65	129.79

PROVISIONAL RESULTS - Issued at 14:09

.....*Aut*..... Chief Timekeeper

Kijngul
3/6/95
16-13.



Results of Race No:

13

Race No. 13 8 Laps 13.28 Miles 21.37 Kms Start Time 16:11

RADICAL ROADSPORTS (F) - NEWEYS SUPERSPORTS

OULTON PARK SATURDAY 3RD JUNE 1995

POS.	No.	Cl.	DRIVER	CAR	LAPS	TIME	BEHIND	MPH	KPH	BEST	MPH	KPH	ON
1)	3	F	Mick HYDE	Caterham Super Seven	8	9:31.6		83.64	134.60	1:09.3	86.23	138.78	
2)	81	F	John TAYLOR	Caterham 7	8	9:44.7	13.1	81.77	131.59	1:09.8	85.62	137.79	
3)	88	I	Chris SHIPTON	KVA GT40	8	9:45.2	13.6	81.70	131.48	1:11.3	83.81	134.89	
4)	12	C	Roy MARA	Westfield SEi	8	9:46.1	14.5	81.57	131.27	1:10.8	84.41	135.84	
5)	66	F	Martin STEWART	Caterham 7	8	9:58.4	26.8	79.89	128.58	1:12.7	82.20	132.29	
6)	29	F	Mark TURNER	Caterham HPC	8	10:00.7	29.1	79.59	128.08	1:13.1	81.75	131.57	
7)	72	F	Glenn BURNAGE	Caterham Super 7	8	10:20.0	48.4	77.11	124.10	1:12.5	82.43	132.65	
8)	9	A	Nigel BROWN	Leader 400	8	10:20.4	48.8	77.06	124.02	1:14.9	79.79	128.40	
9)	92	I	Anthony TAYLOR	McLaren M1 Replica	8	10:26.9	55.3	76.26	122.73	1:14.6	80.11	128.92	
10)	24	F	Tony BUTLER	Caterham 7	8	10:27.9	56.3	76.14	122.53	1:14.5	80.21	129.09	
11)	65	F	Paul JACOBS	Caterham 7	8	10:41.3	1:09.7	74.55	119.97	1:18.2	76.42	122.98	
12)	48	I	John HENDERSON	Lotus7 S2	8	10:41.9	1:10.3	74.48	119.86	1:16.2	78.43	126.21	
13)	11	C	Jon STOKES	Westfield SE	8	10:50.9	1:19.3	73.45	118.20	1:18.4	76.22	122.67	
14)	77	A	David SEGGIE	Pulsar 931	7	9:46.0	1 lap	71.39	114.88	1:19.7	74.98	120.67	
15)	28	I	Geoffrey PARKINSON	McLaren MIC Replica	7	10:10.2	1 lap	68.55	110.33	1:22.2	72.70	117.00	

-----Not Classified-----

8 B Dave GREEN Daren Mk2 0 DNF

-----Did Not Start-----

4	A	Reg WOODCOCK	Westfield 11
15	A	Peter GRAINGER	Westfield Seight
50	A	Bob NEWEY	Westfield SEi
51	A	Steve NEWEY	Westfield SEi
75	I	Keith MCKENZIE	Caterham 7
83	F	Mark LANYON	Caterham Super 7
99	F	Jon MILICEVIC	Caterham Super Spr

-----Fastest Laps-----

9	A	Nigel BROWN	Leader 400	1:14.9	79.79	128.40	New lap record
12	C	Roy MARA	Westfield SEi	1:10.8	84.41	135.84	New lap record
88	I	Chris SHIPTON	KVA GT40	1:11.3	83.81	134.89	New lap record
3	F	Mick HYDE	Caterham Super Seven	1:09.3	86.23	138.78	New lap record

PROVISIONAL RESULTS - Issued at 16:26

..... *[Signature]* Chief Timekeeper

[Signature]
3/6/95

16.37



Results of Race No:

14

Race No. 14 8 Laps 13.28 Miles 21.37 Kms Start Time 16:34

FORMULA VEE CHAMPIONSHIP

OULTON PARK SATURDAY 3RD JUNE 1995

POS.	No.	DRIVER	CAR	LAPS	TIME	BEHIND	MPH	KPH	BEST	MPH	KPH	ON
1)	5	Martin EYRE	Scarab Mk2	8	9:27.2		84.29	135.65	1:09.6	85.86	138.18	
2)	7	Andres SERRANO	Predator Bowles	8	9:28.1	0.9	84.15	135.43	1:09.1	86.48	139.18	
3)	3	Martin BROWN	Ray FV91	8	9:33.7	6.5	83.33	134.11	1:09.6	85.86	138.18	
4)	12	Alan HARDING	Austro	8	9:35.8	8.6	83.03	133.62	1:10.0	85.37	137.39	
5)	11	Simon ROBINSON	GB	8	9:37.1	9.9	82.84	133.32	1:10.4	84.89	136.61	
6)	9	Simon HUTCHINSON	Scarab Mk2	8	9:44.8	17.6	81.75	131.57	1:09.5	85.99	138.38	
7)	40	Geoff COGAN	Sheane Mk2	8	9:49.2	22.0	81.14	130.58	1:11.0	84.17	135.46	
8)	50	Dave JORDAN	Sheane Mk2'91	8	9:51.5	24.3	80.83	130.07	1:11.7	83.35	134.13	
9)	10	Richard LEWIS	Scarab Mk2	8	9:51.6	24.4	80.81	130.05	1:11.5	83.58	134.51	
10)	39	Geoff CROSS	Sheane'94	8	9:52.0	24.8	80.76	129.97	1:11.6	83.46	134.32	
11)	92	Stefan WILLCOX	Shane GAC	8	9:52.2	25.0	80.73	129.92	1:10.9	84.29	135.65	
12)	4	Jon RANDALL	Kaimann	8	9:53.2	26.0	80.59	129.70	1:11.9	83.12	133.76	
13)	37	Alan SHAW	Spyder Special	8	10:09.0	41.8	78.50	126.34	1:12.2	82.77	133.21	
14)	88	Guy BELLINGHAM	Scarab Mk4	8	10:09.2	42.0	78.48	126.30	1:13.5	81.31	130.85	
15)	54	John HARRISON	ARI Mk1	8	10:24.2	57.0	76.59	123.26	1:13.0	81.86	131.75	
16)	21	Mike SIMPSON	Spyder	7	9:27.2	1 lap	73.75	118.69	1:17.1	77.51	124.74	
17)	20	Derek WILLETTTS	Falcon Mk2	7	9:27.5	1 lap	73.71	118.63	1:16.8	77.81	125.23	
18)	47	William ROY	Scarab Mk4	7	9:31.0	1 lap	73.26	117.90	1:18.1	76.52	123.14	
19)	24	Chris MARSHALL	Scarab Mk2	7	9:35.0	1 lap	72.75	117.08	1:18.9	75.74	121.89	

-----Not Classified-----

6	Ian JORDAN	Royale RP26	6	DNF					1:12.0	83.00	133.58	
42	John BOWLES	Ray 87D	6	DNF					1:13.8	80.98	130.32	
66	Brian SIMPSON	Scarab	6	DNF					1:12.7	82.20	132.29	

-----Did Not Start-----

33 Lash McCALL Predator GAC

-----Fastest Lap-----

7 Andres SERRANO Predator Bowles 1:09.1 86.48 139.18

PROVISIONAL RESULTS - Issued at 16:55

..... *[Signature]* Chief Timekeeper

[Signature]

17:04
3/6/95