


# Championship Car Races



**Pembrey – 29th/30th April '95**

**Official  
Programme**

Photo by Fred Scatley



**Price : 50p**



# PEMBREY

## 29th/30th April 1995

This meeting is held under the General Regulations of the RAC Motor Sports Association Ltd. (incorporating the provisions of the International Sporting Code of the FIA) and the Supplementary Regulations, Final Instructions and any written instructions which the Organisers issue for the race meeting.

RAC MSA Permit No: 38584

RAC Steward: D.I.Jenkins

Clerks of Course: F.Blann V.Ayres

Deputy Clerk: B.Smith A.Broom

750 Motor Club Stewards: G.Franks A.Elcomb

Chief Timekeeper: A.Preston

Chief Scrutineer: D.F.D.Smith

Chief Medical Officer: t.b.n.

Chief Marshal: T.Hiam

Chief Incident Officer: A.Bennett

Eligibility Scrutineer: D.Lovie

Timekeepers: R.Langdale L.Turner A.Jones D.Williams

A.Morgan L.Jones G.Rees

Scrutineers: I.Brocklesby D.Lovie P.Beaumont S.Griffin S.Ford J.Atkinson

Race Rescue Unit: 750 Motor Club

Marshals: 750 Motor Club and friends

Commentator: Mike Duffy

Secretary of the Meeting: Robin Knight

Particular thanks today go to all the Marshals and other volunteers who have given their time and assistance to make this meeting possible.

## TIMETABLE OF RACES SATURDAY

	RACE NAME	Practice	RACE	Laps
1	750 Motor Club Formula Vee Championship	9.0	1.0	10
2	Irish Formula Vee Championship	9.20	1.30	12
3	750 Motor Club Formula 4 Championship	9.45	2.0	15
4	750 Motor Club Formula Vee Championship		2.30	10
5	Irish Formula Vee Championship	10.05	3.0	12
6	750 Motor Club 750 Formula Championship	10.30	3.30	15
7	750 Motor Club Formula 1300 Championship	11.15	4.0	15
8	Formel V Non-Championship Race	10.50	4.30	15
9	WRDA Sports & Saloon Car Championship	11.40	5.0	15

## SUNDAY

	RACE NAME	Practice	RACE	Laps
10/11	750 Motor Club Formula Vee All-comers Heats		10.35/11.45	10
12	Godsmith & Young Thoroughbred Sportscar Championship	9.30	1.30	15
13	Marshal Tyres/Fast Car Hot Hatch Championship	9.55	1.55	15
14	Radical Roadsports Championship (Classes C,D and F)	10.20	2.25	15
15	Radical Roadsports Championship (Classes A and B)		2.50	15
16	750 Motor Club Kit Car Championship	11.10	3.20	15
17	750 Motor Club Formula Vee All-comers Final		3.45	10
18	Newey Jewellers Supersports Championship with Closed Wheel Formula Libre race	12.0	4.15	15

The Organisers reserve the right to shorten races in order to complete the race programme within the time limits.

**RACE No. 1****10 LAPS****750 MOTOR CLUB  
FORMULA VEE CHAMPIONSHIP**

No.	DRIVER	CAR DETAILS	CCS	HOMETOWN	CLUB
1	Trevor WELSH	SCARAB GAC	1300	Durham	750
3	Martin BROWN	Ray FV91	1300	Sevenoaks	750
4	Jon RANDALL	Kaimann	1300	Stondon Massey	750
5	Martin EYRE	Scarab Mk2	1300	Fordingbridge	750
6	Ian JORDAN	Royale RP26	1300	Tonbridge	750
7	Andres SERRANO	Predator Bowles	1300	Leek	750
9	Simon HUTCHINSON	Scarab Mk2	1300	Atherstone	750
10	Richard LEWIS	Scarab Mk2	1300	Shrewsbury	750
11	Simon ROBINSON	GB	1300	Gainford	750
12	Alan HARDING	Austro	1300	Stoney Stanton	750
20	Derek WILLETTS	Falcon Mk2	1300	Great Barr	750
21	Mike SIMPSON	Spyder	1300	Ilkeston	750
33	Lash MCCALL	Predator GAC	1300	London	750
35	John SOMMERVILLE	Royale V90GAC	1300	Corby	750
37	Alan SHAW	Spyder Special	1300	Nottingham	750
39	Geoff CROSS	Sheane '94	1300	Whitchurch	750
40	Geoff COGAN	Sheane Mk2	1300	Wirral	750
42	John BOWLES	Ray 87D	1300	Sevenoaks	750
47	William ROY	Scarab Mk4	1300	Acton	750
49	Mike READ	Scarab Mk2	1300	Byfield	750
50	Dave JORDAN	Sheane Mk2 '91	1300	Hildenborough	750
53	Stephen VINCE	Scarab Mk4	1300	St Albans	750
54	John HARRISON	ARI Mk1	1300	Sheffield	750
64	Erle MINHINNICK	VEEMAX Mk4 D	1300	Portsmouth	750
67	William OAKLEY	Sheane FV93	1300	London	750
91	Michael LISCHER	Sheane	1300	Beaconsfield	750
92	Stefan WILLCOX	Shane GAC	1300	Camberley	750

FORMULA VEE is a single-seater formula of free chassis design based upon original Volkswagen mechanical components and was first run in the UK in 1967. The championship is an ideal formula for both the beginner and the more experienced looking for competitive single seater racing on a low budget.

VW parts used include the 1300cc air-cooled engine, the Type 1 gearbox with specific ratios, the front and rear suspension and the braking systems; all these are controlled within the regulations and help to keep running and preparation costs affordable.

**RACE No. 2 of 5****12 LAPS****IRISH FORMULA VEE  
CHAMPIONSHIP**

No.	DRIVER	CAR DETAILS	CCS	HOMETOWN	CLUB
1	Patrick OWENS	Sheane RV93	1600	Navan	MGCC
2	Gerry O'REILLY	Sheane	1600	Kells	MGCC
4	Paul HEAVEY	Leastone JH002	1600	Kilmeague	MGCC
5	Raymond MOORE	Leastone JH002	1600	Dublin	MGCC
6	Brian HEARTY	CCO Sheane	1600	Dundalk	MGCC
7	John MAHON	Sheane RV92	1600	Gorey	RIAC
8	Paul NEWPORT	Heavey Sheane	1600	Bettystown	MGCC
9	Johnny FLYNN	Scarab McAuley	1600	Co Wicklow	MGCC
11	David WATERS	Sheane FV91	1600	Ballybrack	MGCC
17	John STAPLETON	Sheane	1600	Dublin	MGCC
19	Dominic DILLON	Sheane FV93	1600	Ballinasloe	MGCC
20	Pat CALLAHAN	Sheane Mahon FV95	1600	Co Galway	GMC
21	Philip RAFFERTY	F. Vee	1600	Dundalk	MGCC
23	Matthew DUNNE	Sheane 94	1600	Artane	MGCC
25	Paul CONROY	F. Vee	1600	Ireland	MGCC
27	Troy MCKEOWN	Sheane	1600	Cobh	MGCC
29	Mark CAMPBELL	F. Vee	1600	Ireland	MGCC
32	Martin O'KEEFE	Sheane FV	1600	Dublin	MGCC
35	Tony FLYNN	Sheane FV93	1600	Ennis	MGCC
38	Andy KAVANAGH	Tedcastles Sheane	1600	Castleknock	MGCC
39	Craig RYAN	Sheane 88	1600	Newcastle	MGCC
42	Pat DONEGAN	Sheane FV	1600	Kells	MGCC
57	Tom STAPLETON	Sheane	1600	Dublin	TR
59	Oliver MARMION	Sheane FV95	1600	Dundalk	MGCC
60	Brian MELIA	Sheane FV	1600	Athenry	MGCC
65	Dermot DOHERTY	F. Vee	1600	Ireland	MGCC
68	David MEEGAN	F. Vee	1600	Ireland	MGCC

**RACE No. 3****15 LAPS****YOKOHAMA TYRES  
FORMULA 4 CHAMPIONSHIP**

No.	CLASS	DRIVER	CAR DETAILS	CCS	HOMETOWN	CLUB
2	B	Daron BLAND	Reynard SF79	2000	Creekmoor	750
4	B	Nick TETLEY	Delta T79	2000	Woodley	750
5	B	Graham WILLCOX	Delta T80	2000	Curdridge	750
6	A	John MOORE	Ethyl Jay	1600	Camberley	750
8	B	Adrian SEAL	Delta T80R	2000	London	750
12	A	Clive YORATH	Delta T814	1600	Cheltenham	750
15	B	Charles ADRIAN	Reynard SF80/81	2000	Worcester	750
20	B	Geoffrey COLLINS	Royale RP27	2000	Oberehrendingen	750
23	B	Alan HICKS	Delta T79 TAD	2000	Bracknell	750
28	B	Gary DEXTER	Royale RP27	2000	Dunstable	750
29	B	Jeremy PARKHOUSE	Delta T79	2000	London	750
30	B	Steve PATANIA	Van Diemen RF82	2000	Doncaster	750
31	B	Mike BOXFORD	Reynard SF79	2000	St Albans	750
33	B	Mike LAMPLOUGH	Van Diemen RF82	2000	Waltham Abbey	750
36	A	Adrian BESWICK	Van Diemen RF87	1600	Gosport	750
39	B	Steven CONNOR	Van Diemen RF82	2000	Oakley	750
45	B	Quentin FULLJAMES-CURTIS	Royale RP30	2000	Camberley	750
46	B	Alan GOODMAN	Delta T78	2000	Reading	750
50	A	Steve PATTEN	Ray	1600	Enfield	750
59	A	Mike WEBBER	FR 90/95	1600	Gosport	750
70	B	Clive WOOD	Van Diemen RF82	2000	Christchurch	750
71	B	Erwin SMIECH	Van Diemen RF83	2000	Lincoln	750
77	A	Bob DAVIS	Davis T6D	1600	Sowerby	750
82	B	Bill BARKER	CTG SF79	2000	Ross on Wye	750

FORMULA 4, the Club's 'slicks and wings' single-seater formula, caters for the amateur designer/constructor in Class A where there are no chassis restrictions and engines are either the Ford 1300 crossflow or the 1600CVH; some cars are converted F3 or FF1600/FF2000, others are highly successful designs by the driver himself. Class B permits pre 1982 FF2000 cars. The combination provides very close racing, demands technical skill in preparation and setting-up and yet is still available within budgets lower than those usually expected for this type of racing. The Championship is supported by YOKOHAMA TYRES in 1995.

**RACE No. 4****10 LAPS****750 MOTOR CLUB  
FORMULA VEE CHAMPIONSHIP**

No.	CLASS	DRIVER	CAR DETAILS	CCS	HOMETOWN	CLUB
1		Trevor WELSH	SCARAB GAC	1300	Durham	750
3		Martin BROWN	Ray FV91	1300	Sevenoaks	750
4		Jon RANDALL	Kaimann	1300	Stondon Massey	750
5		Martin EYRE	Scarab Mk2	1300	Fordingbridge	750
6		Ian JORDAN	Royale RP26	1300	Tonbridge	750
7		Andres SERRANO	Predator Bowles	1300	Leek	750
9		Simon HUTCHINSON	Scarab Mk2	1300	Atherstone	750
10		Richard LEWIS	Scarab Mk2	1300	Shrewsbury	750
11		Simon ROBINSON	GB	1300	Gainford	750
12		Alan HARDING	Austro	1300	Stoney Stanton	750
20		Derek WILLETTS	Falcon Mk2	1300	Great Barr	750
21		Mike SIMPSON	Spyder	1300	Ilkeston	750
33		Lash MCCALL	Predator GAC	1300	London	750
35		John SOMMERVILLE	Royale V90GAC	1300	Corby	750
37		Alan SHAW	Spyder Special	1300	Nottingham	750
39		Geoff CROSS	Sheane '94	1300	Whitchurch	750
40		Geoff COGAN	Sheane Mk2	1300	Wirral	750
42		John BOWLES	Ray 87D	1300	Sevenoaks	750
47		William ROY	Scarab Mk4	1300	Acton	750
49		Mike READ	Scarab Mk2	1300	Byfield	750
50		Dave JORDAN	Sheane Mk2 '91	1300	Hildenborough	750
53		Stephen VINCE	Scarab Mk4	1300	St Albans	750
54		John HARRISON	ARI Mk1	1300	Sheffield	750
64		Erle MINHINNICK	VEEMAX Mk4 D	1300	Portsmouth	750
67		William OAKLEY	Sheane FV93	1300	London	750
91		Michael LISCHER	Sheane	1300	Beaconsfield	750
92		Stefan WILLCOX	Shane GAC	1300	Camberley	750

FORMULA VEE is a single-seater formula of free chassis design based upon original Volkswagen mechanical components and was first run in the UK in 1967. The championship is an ideal formula for both the beginner and the more experienced looking for competitive single seater racing on a low budget.

VW parts used include the 1300cc air-cooled engine, the Type 1 gearbox with specific ratios, the front and rear suspension and the braking systems; all these are controlled within the regulations and help to keep running and preparation costs affordable.



**RACE No. 6****15 LAPS****WESPREY CASTINGS  
750 FORMULA CHAMPIONSHIP**

No.	DRIVER	CAR DETAILS	CCS	HOMETOWN	CLUB
2	Alan AVERY	Avalan 2	850	Padworth	750
3	Bob SIMPSON	SS Reliant	850	WestDrayton	750
5	Damon BLAND	Simpson Special	850	Royston	750
6	Pete KNIPE	DNC	850	Bracknell	750
7	Anthony RAINE	Centaur	850	Verwood	750
10	Bob COUCHMAN	BCR 750 Special	850	Kenley	750
11	Dave BURTON	Darvi Mk5B	850	Lingfield	750
34	Brian REYNOLDS	Jeffrey Mk1	850	Honiton	750
43	Dick HARVEY	Darvi - 91D	850	Totteridge	750
50	Rodney HILL	Mystic T4/21	850	Ashby De La Zouch	750

**RACE No. 7****15 LAPS****750 MOTOR CLUB  
FORMULA 1300 CHAMPIONSHIP**

1	A	Chris EMERY	WEV Sports	1300	Pontefract	750
6	B	Gary GUNN	Lola 596	2000	Reading	750
7	A	Colin TURNER	Royale RP37	1600	Guildford	750
8	A	Richard GILMOUR	Mallock	1600	Marsham	750
12	A	Garry TAYLOR	Mallock Mk18B	1300	East Molesey	750
15	A	Kevin SPENCER	Mallock Mk21/24	1300	Loughborough	750
22	B	Chris HART	Chevron B52	2000	Sheffield	750
40	C	Andrew DARBY	Multisports	1600	Weston Favell	750
41	C	Mark HOBBS	Van Diemen	1600	Wimbledon Park	750
45	A	John DRINKWATER	Shrike P15	1600	Milton Keynes	750
51	B	Richard CASSWELL	Shrike P15	2000	Sleaford	750
60	A	Simon CARDWELL	Centaur 16	1300	Weston Super Mare	750

**RACE No. 8****15 LAPS****FORMEL V  
NON-CHAMPIONSHIP RACE**

4	Jon RANDALL	Kaimann	1300	Stondon Massey	750
42	Erwin GASSER	MegaV1	1289	Neu Ulm	750
43	Joachim LUTZ	Meg aV 3B	1289	Germany	750
44	Manfred BENNINGER	Mega V3	1289	Wurzburg	750
45	John BOWLES	Ray 87D	1300	Sevenoaks	750
48	Rainer BADURA	RBW B1	1289	Wilhelmshaven	750
51	Mark LAWTON	Scarab Mk2	1300	Walton	750
71	John ROBINSON	Monaco	1300	Bradford	750
77	Andres SERRANO	Predator Bowles	1300	Leek	750

**RACE No. 9****15 LAPS****WRDA SPORTS & SALOON CAR  
CHAMPIONSHIP**

No.	CLASS	DRIVER	CAR DETAILS	CCS	HOMETOWN	CLUB
0	D	Richard FRY	Capri RS2600	2995	Bristol	BARC
1	A	Martin DAVIES	Sierra Cosworth	2000T	Heverfordwest	WRDA
5	C	Glynne JONES	Ford Anglia	1600	Lampeter	WRDA
9	A	Nigel JAMES	Ford Escort RS	2000	Lampeter	WRDA
17	A	James HAYMAN	Mini 7	1000	Dinas Powis	WRDA
18	D	Roger DOWDEN	Darrian T90	1400	Llanelli	WRDA
23	B	Alvin POWELL	Sierra Cosworth	2000T	Rhonnda	WRDA
24	D	Peter DARK	Darrian T90	2000	Ystrad Meurig	WRDA
36	C	Keith BUTCHER	Ford Escort	1600	Bristol	WRDA
69	A	Colin WILLIAMS	Sierra Cosworth	2000T	Dinas Powis	WRDA
95	A	Warwick BANKS	MGB Roadster	3900	Bourne	WRDA
99	A	Ted WILLIAMS	Ford Mustang	5700	Nailsea	WRDA

**RACES 10/11:** All the drivers will have raced on the Saturday and grid positions will be chosen from their best race times. Entries will be divided between races 10 and 11, from which the fastest 26 finishers will be selected for Race 17, the Vee Allcomers Final.

**RACE No. 12****15 LAPS****GOLDSMITH & YOUNG THOROUGHbred  
SPORTSCAR CHAMPIONSHIP**

No.	CLASS	DRIVER	CAR DETAILS	CCS	HOMETOWN	CLUB
1	C	Alan CHARLTON	Triumph TR6	2498	Kings Lynn	MGCC
2	B	Kerry HORAN	TVR Griffith	4727	Studley	MGCC
36	D	Tommy ENTWISTLE	TVR GT	3400	Ramsey	MGCC
37	D	Chris CONOLEY	Triumph TR4	2393	Sandy	MGCC
41	C	Howard BREARLEY	TVR Griffiths	4727	Collingham	MGCC
46	B	Brian LAMBERT	MGB	1950	Reading	MGCC
61	C	Joe WARD	TVR Griffiths	4727	Boston	MGCC
64	B	Barbara LAMBERT	MGB Roadster	1844	Reading	MGCC
69	D	David HEYNES	Aston Martin	4500	Faringdon	AMOC
70	B	Roy MCCARTHY	MGB Roadster	1950	Banstead	MGCC
77	D	Pete FOSTER	Aston Martin DB4	4200	Slough	AMOC
78	D	Colin BATES	Ford Mustang GT	5300	Beith	MGCC



**RACE No. 10/11****10 LAPS****FORMULA VEE  
ALLCOMERS HEATS AND FINAL**

No.	DRIVER	CAR DETAILS	CCS	HOMETOWN	CLUB
1	Patrick OWENS	Sheane RV93	1600	Navan	MGCC
2	Gerry O' REILLY	Sheane	1600	Kells	MGCC
3	Geoff CROSS	Sheane '94	1300	Whitchurch	750
4	Paul HEAVEY	Leastone JH002	1600	Kilmeague	MGCC
5	Raymond MOORE	Leastone JH002	1600	Dublin	MGCC
6	Brian HEARTY	CCO Sheane	1600	Dundalk	MGCC
7	John MAHON	Sheane RV9	1600	Gorey	RIAC
8	Paul NEWPORT	Heavey Sheane	1600	Bettystown	MGCC
9	Johnny FLYNN	Scarab McAuley	1600	Co Wicklow	MGCC
11	David WATERS	Sheane FV91	1600	Ballybrack	MGCC
15	Martin EYRE	Scarab Mk2	1300	Fordingbridge	750
17	John STAPLETON	Sheane	1600	Dublin	MGCC
19	Dominic DILLON	Sheane FV93	1600	Ballinasloe	MGCC
20	Pat CALLAHAN	Sheane Mahon FV95	1600	Co Galway	GMC
21	Philip RAFFERTY	F. Vee	1600	Dundalk	MGCC
23	Matthew DUNNE	Sheane 94	1600	Artane	MGCC
27	Troy MCKEOWN	Sheane	1600	Cobh	MGCC
32	Martin O'KEEFE	Sheane FV	1600	Dublin	MGCC
35	Tony FLYNN	Sheane FV93	1600	Ennis	MGCC
37	Alan SHAW	Spyder Special	1300	Nottingham	750
38	Andy KAVANAGH	Tedcastles Sheane	1600	Castleknock	MGCC
39	Craig RYAN	Sheane 88	1600	Newcastle	MGCC
40	Geoff COGAN	Sheane Mk2	1300	Wirral	750
41	Pat DONEGAN	Sheane FV	1600	Kells	MGCC
42	Erwin GASSER	Mega V1	1289	Neu Ulm	750
43	Joachim LUTZ	MegaV 3B	1289	Germany	750
44	Manfred BENNINGER	Mega V3	1289	Wurzburg	750
45	John BOWLES	Ray 87D	1300	Sevenoaks	750
46	Jon RANDALL	Kaimann	1300	Stondon Massey	750
47	William ROY	Scarab Mk4	1300	Acton	750
48	Rainer BADURA	RBW B1	1289	Wilhelmshaven	750
51	Mark LAWTON	Scarab Mk2	1300	Walton	750
54	John HARRISON	ARI Mk1	1300	Sheffield	750
57	Tom STAPLETON	Sheane	1600	Dublin	TR
59	Oliver MARMION	Sheane FV95	1600	Dundalk	MGCC
60	Brian MELIA	Sheane FV	1600	Athenry	MGCC
64	Erle MINHINNICK	VEEMAX Mk4 D	1300	Portsmouth	750
67	William OAKLEY	Sheane FV93	1300	London	750
71	John ROBINSON	Monaco	1300	Bradford	750
76	Alan FAIRLESS APAL	AFR	1300	Sandbach	750
77	Andres SERRANO	Predator Bowles	1300	Leek	750
91	Michael LISCHER	Sheane	1300	Beaconsfield	750

**RACE No. 13****15 LAPS****MARSHAL TYRES/FAST CAR HOT HATCH  
CHAMPIONSHIP**

No.	CLASS	DRIVER	CAR DETAILS	CCS	HOMETOWN	CLUB
4	B	Ginny HYDE	Alfa 33	1500	Macclesfield	750
6	B	Colin STOTHART	Vauxhall Nova GTE	1600	Bacup	750
7	B	Tony BROOM	Citroen Visa GTi	1580	Billingshurst	750
17	B	Michael BLAKE	Escort XR3	1600	Crowthorne	750
18	B	Mike MCLOUGHLIN	Suzuki Swift GTi	1297	Finmere	750
24	B	David GARTHWAITE	VW Golf GTi	1600	Burstwick	750
27	B	Andy HORSNELL	VW Golf GTi	1588	Southampton	750
30	B	Jason JACKSON	Fiesta XR2	1600	Reading	750
31	B	Des OLSON	Fiesta XR2i	1598	Chandlers Ford	750
33	B	Stuart COOLING	Escort XR3i	1597	Liversedge	750
34	B	Barrie CULLEY	Fiesta XR2	1600	Basingstoke	750
38	B	Steve TAYLOR	Fiesta XR2	1600	Swavesey	750
40	B	Simon MCDERMOTT	Fiesta XR2	1597	Adlington	750
45	B	Jonathan BURTON	MG Maestro	1598	Farnborough	750
46	B	Anne KING	Fiesta XR2	1600	Pewsey	750
49	B	Mark PREECE	VW Golf GTi	1600	Shrewsbury	750
50	B	Ray SINCLAIR	Peugeot 205 GTi	1600	London	750
55	B	Adrian HELLIWELL	Escort XR3i	1600	Kenilworth	750
60	B	Barry BARNARD	Alfasud Ti	1500	Harpenden	750
62	A	Ian SMITH	Citroen AX GT	1360	Wakefield	750
70	B	Geoffrey FAIRBURN	Alfa Romeo 33	1500	Swindon	750
72	A	Cris RIBBITS	MG Metro	1293	Greenhithe	750
73	B	Andrew STEVENS	Suzuki Swift GTi	1300	Harrow	750
77	A	Tim FOXON	Citroen AX GT	1360	WestChiltington	750
87	B	Bill GREGORY	MG Maestro	1600	Leighton Buzzard	750

The HOT HATCH CHAMPIONSHIP was started in 1993 and has proved very popular. The regulations allow any listed Hatchback car available for sale in the UK three or more years ago, up to a maximum of 1600 ccs, with a class split at 1400ccs. Multi-valved engines up to 1400 ccs go into the 'big' class. Minor engine modifications & suspension tuning is permitted and, apart from safety regulations, are identical to road cars. MoT is required and all cars run on a MARSHAL 767 tyre. Close and entertaining racing is guaranteed from this 'low cost' formula.

**RACE No. 14****15 LAPS****RADICAL ROADSPORTS  
CHAMPIONSHIP (CLASSES C,D AND F)**

No.	CLASS	DRIVER	CAR DETAILS	CCS	HOMETOWN	CLUB
1	C	Nick OLSON	Lotus Esprit	2200	Winchester	750
3	F	Mick HYDE	Caterham Super Seven 1700		Macclesfield	750
7	C	Philip ABBOTT	Mazda RX72	2354	Eastrea	750
8	C	John DENCH	Porsche Carrera	2700	Newark	750
14	F	Paul GASCOYNE	Caterham Super 7	1700	Felden	750
24	F	Tony BUTLER	Caterham 7	2000	Winchester	750
29	F	Mark TURNER	Caterham HPC	2000	Henley on Thames	750
36	F	Andy TIDY	Caterham 7	2000	Worthing	750
41	D	Howard BREARLEY	TVR Griffith 400	4700	Collingham	750
60	D	John BAINES	Jaguar E Type	4200	Douglas	750
61	D	Joe WARD	TVR Griffith 400	4727	Boston	750
65	F	Paul JACOBS	Caterham 7	2000	Sutton Coldfield	750
66	F	Martin STEWART	Caterham 7	2000	Dartford	750
72	F	Glenn BURNAGE	Caterham Super 7	1699	Southampton	750
83	F	Mark LANYON	Caterham Super 7	1700	London	750
94	C	Graham WARWICK	Jaguar E Type	4200	Cronkbourne	750
99	F	Jon MILICEVIC	Caterham Super Sprint 1700		Roade	750

**RACE No. 15****15 LAPS****RADICAL ROADSPORTS  
CHAMPIONSHIP (CLASSES A AND B)**

No.	CLASS	DRIVER	CAR DETAILS	CCS	HOMETOWN	CLUB
2	A	Kevin GING'ER	Triumph Spitfire	1296	Lane End	750
10	A	Jon WOLFE	Triumph Spitfire	1300	Luton	750
12	A	Paul LUCAS	Triumph Spitfire	1340	Little Chalfont	750
18	A	Peter WHITEMAN	Triumph Spitfire	1300	Farnham	750
30	B	David HEALEY	Lotus Europa S2	1565	Kempsey	750
31	A	Martyn ADAMS	Triumph Spitfire	1332	Castle Donington	750
37	B	Paul KEEVILL	Lotus Elan S3	1598	Hemel Hempstead	750
55	A	Brian COOK	Ginetta G15	998	Oxford	750
57	B	John DAVIES	Triumph Vitesse	2000	Lancaster	750
63	B	Richard BALL	Lotus Elan S3	1600	Rugby	750
69	A	Dave BROADWAY	MG Midget	1300	Bath	750
78	B	John SADLER	Triumph TR6	2498	Boreham Wood	750
82	A	Mark FIELD	Triumph Spitfire	1293	Market Harborough	750

**RACE No. 16****15 LAPS****750 MOTOR CLUB  
KIT CAR CHAMPIONSHIP**

No.	CLASS	DRIVER	CAR DETAILS	CCS	HOMETOWN	CLUB
2	A	Paul BARKER	Dutton Phaeton	3500	Tidenham	750
4	B	Mike TOPP	Westfield SE	1598	Tamworth	750
6	A	Mark ALEXANDER WILLIAMS	Westfield SE	1659	Leicester	750
11	A	Allan LLOYD	Westfield SE	1660	Basingstoke	750
12	B	Andrew OWEN	Sylva Phoenix	1600	Welwyn Garden City	750
21	B	Peter PARISH	Tiger Six	1660	Oxshott	750
25	B	David ALLEN	Sylva Phoenix	1600	Worcester	750
26	B	Kelvin JONES	Sylva Striker	1600	Widnes	750
30	C	Ken CULVERWELL	Westfield Eleven	1293	Burntwood	750
34	A	John BAKER COURTENAY	Westfield SE	1700	Blackburn	750
51	B	Steve NEWY	Westfield SEi	1660	Four Oaks	750
70	A	Jonathan CHRISTIE RUNDLE	Sylva Phoenix	1660	Langley	750
72	A	Matthew LEWIS	Dutton Phaeton	3528	Woking	750

**RACE No. 18****15 LAPS****NEWY JEWELLERS SUPERSPORTS  
CHAMPIONSHIP WITH CLOSED WHEEL LIBRE**

No.	CLASS	DRIVER	CAR DETAILS	CCS	HOMETOWN	CLUB
1	A	Bob LIGHT	Noble 23 Shapecraft	2000	Hambledon	750
4	A	Reg WOODCOCK	Westfield 11	4000	Solihull	750
7	B	Trevor PHILLIPS	Sylva Fury	2060	Crowborough	750
9	A	Nigel BROWN	Leader 400	1998	Birmingham	750
14	I	Paul GASCOYNE	Caterham Super 7	1700	Felden	750
17	I	James HAYMAN	Mini 7	1000	Dinas Powis	WRDA
24	I	Alisdair SOUTHALL	Vauxhall Caterham	2000	Blockley	750
27	B	Peter WILKS	Juno Stealth	1690	Orpington	750
31	I	Des OLSON	Fiesta XR2i	1598	Chandlers Ford	750
50	A	Bob NEWY	Westfield SEi	2000	Four Oaks	750
60	I	John BAINES	Jaguar E Type	4200	Douglas	750
83	I	Dave GREEN	Daren Mk2	2000	Newport Pagnell	750
94	I	Graham WARWICK	Jaguar E Type	4200	Cronkbourne	750
95	I	Warwick BANKS	MGB Roadster	3900	Bourne	WRDA

<b>PRESENT LAP RECORDS</b>				
<b>Race No.</b>		<b>Class Holder</b>	<b>Time</b>	<b>Date</b>
1/4	Formula Vee Championship	T.Welsh	1:03.2	18/ 9/94
3	Formula 4 Championship	A R.Davis	0:58.2	17/ 9/94
		B C.Wood	0:59.6	23/ 5/92
6	750 Formula Championship	M.Harris	1:04.6	7/ 5/94
7	Formula 1300 Championship	J.Harrison	0:59.4	24/ 5/92
13	Hot Hatch Championship	A A.Broom	1:14.3	17/ 9/94
		B S.Cooling	1:12.5	17/ 9/94
14/15	Roadsports Championship	A P.Abbott	1:08.7	14/ 8/93
The records for Classes B,C,D and E to be established				
		F P.Philpott/S/Hayes	1:05.1	17/ 9/94
16	Kit Car Championship	A P.Barker	1:07.2	8/ 5/94
		B M.Stewart	1:06.6	8/ 5/94
		C K.Culverwell	1:11.4	17/ 9/94
18	Supersports Championship	A R.Light	0:59.7	17/ 9/94
		B T.Phillips	1:10.4	8/ 5/94
		C L.Griffin	1:02.9	17/ 9/94
		D D.Buckton	1:08.5	9/ 6/91

**\*\*\* CURRENT CHAMPIONSHIP POSITIONS \*\*\***

**Race No. 1/4 Formula Vee Championship**

<b>1</b>	Andres Serrano	30	<b>4</b>	Richard Lewis	17
<b>2</b>	Simon Hutchinson	29	<b>5=</b>	Alan Shaw	14
<b>3</b>	Geoff Cross	24	<b>5=</b>	Martin Brown	14

**Race No. 3 Formula 4 Championship**

<b>1</b>	John Moore	39	<b>4</b>	Pete Northover	23½
<b>2</b>	Mike Whatley	33	<b>5</b>	Steve Patania	19½
<b>3</b>	Adrian Beswick	29½	<b>6</b>	Mike Lamplough	19

**Race No. 6 750 Formula Championship**

<b>1</b>	Alan Avery	30	<b>4=</b>	Bob Simpson	19
<b>2</b>	Damon Bland	24	<b>4=</b>	Bob Couchman	19
<b>3</b>	Jon Harvey	21½	<b>6</b>	Nick Windley	17

**Race No. 7 Formula 1300 Championship**

<b>1</b>	Kevin Spencer	53½	<b>4=</b>	Chris Emery	41
<b>2</b>	Richard Gilmour	46½	<b>4=</b>	Gary Gunn	41
<b>3</b>	Richard Casswell	43½	<b>6</b>	Paul Overton	40½

**Race No. 13****Hot Hatch Championship**

<b>1</b>	Stuart Cooling	45	<b>4=</b>	Ian Smith	26
<b>2</b>	Steve Taylor	40	<b>4=</b>	Nick Hine	26
<b>3</b>	David Garthwaite	29	<b>4=</b>	Joseph Waniszyn	26

**Race No. 14/15****Radical Roadsports Championship**

<b>1=</b>	Jon Milicevic	19	<b>4=</b>	Mick Hyde	14
<b>1=</b>	Kevin Ginger	19	<b>4=</b>	Keith McKenzie	14
<b>1=</b>	Nick Olson	19	<b>6</b>	Richard Ball	13

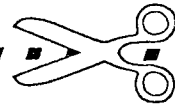
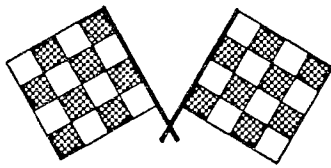
**Race No. 16****Kit Car Championship**

<b>1</b>	Paul Barker	12	<b>4</b>	Matthew Lewis	7
<b>2</b>	Steve Wontner	9	<b>5</b>	Mike Topp	6½
<b>3</b>	Steve Newey	8	<b>6</b>	David Allen	6

**Race No. 18****Neweys Supersports Championship**

<b>1</b>	Reg Woodcock	14	<b>4=</b>	Lee Welch	7
<b>2=</b>	Nigel Brown	8	<b>4=</b>	Trevor Phillips	7
<b>2=</b>	Jon Stokes	8	<b>6</b>	Mike Dodd	5

Today's meeting is organised by the 750 Motor Club, with all the officials being motor racing enthusiasts who participate in their spare time. The Marshals are unpaid volunteers, who give a lot of time and effort to Motor Racing. If you are interested in marshalling, please fill in and return the coupon below.



To: Robin Knight,  
750 Motor Club Competition Secretary,  
West View, New Street,  
STRADBROKE, Eye, Suffolk IP21 5JG

**PLEASE SEND ME FURTHER DETAILS ON MARSHALLING:**

Name .....

Address .....

Telephone - DAY .....

..... EVENING .....





# Results of Race No:

# 1

Race No. 1      10 Laps      14.56 Miles      23.43 Kms      Start Time 13:29

## FORMULA VEE

PEMBREY - 29th APRIL 1995

POS.	No.	DRIVER	CAR	LAPS	TIME	BEHIND	MPH	KPH	BEST	MPH	KPH	ON
1)	7	Andres SERRANO	Predator Bowles	10	10:52.5		80.33	129.28	1:03.6	82.42	132.63	6
2)	1	Trevor WELSH	SCARAB GAC	10	10:52.8	0.3	80.29	129.22	1:04.1	81.77	131.60	6
3)	3	Martin BROWN	Ray FV91	10	11:04.8	12.3	78.84	126.89	1:05.0	80.64	129.78	2
4)	6	Ian JORDAN	Royale RP26	10	11:07.6	15.1	78.51	126.36	1:05.4	80.15	128.98	8
5)	12	Alan HARDING	Austro	10	11:08.4	15.9	78.42	126.20	1:05.2	80.39	129.38	4
6)	40	Geoff COGAN	Sheane Mk2	10	11:14.1	21.6	77.76	125.14	1:05.9	79.54	128.00	5
7)	11	Simon ROBINSON	GB	10	11:15.6	23.1	77.58	124.86	1:06.0	79.42	127.81	6
8)	37	Alan SHAW	Spyder Special	10	11:19.4	26.9	77.15	124.16	1:06.5	78.82	126.85	5
9)	39	Geoff CROSS	Sheane '94	10	11:29.3	36.8	76.04	122.38	1:07.1	78.12	125.72	6
10)	42	John BOWLES	Ray 87D	10	11:41.0	48.5	74.77	120.34	1:07.1	78.12	125.72	4
11)	91	Michael LISCHER	Sheane	10	11:41.5	49.0	74.72	120.25	1:07.9	77.20	124.23	3
12)	64	Erle MINHINNICK	VEEMAX Mk4 D	10	11:45.6	53.1	74.29	119.55	1:08.4	76.63	123.33	4
13)	50	Dave JORDAN	Sheane Mk2'91	10	11:48.5	56.0	73.98	119.06	1:08.3	76.74	123.51	8
14)	54	John HARRISON	ARI Mk1	10	11:56.6	1:04.1	73.15	117.72	1:09.4	75.53	121.55	7
15)	53	Stephen VINCE	Scarab Mk4	10	11:57.3	1:04.8	73.07	117.60	1:09.7	75.20	121.03	2
16)	47	William ROY	Scarab Mk4	10	11:58.0	1:05.5	73.00	117.49	1:08.9	76.08	122.43	6
17)	49	Mike READ	Scarab Mk2	9	11:08.9	1 lap	70.53	113.50	1:09.6	75.31	121.20	9
18)	20	Derek WILLETTS	Falcon Mk2	9	11:11.7	1 lap	70.23	113.03	1:11.4	73.41	118.14	5
19)	21	Mike SIMPSON	Spyder	9	11:39.5	1 lap	67.44	108.53	1:15.6	69.33	111.58	8
20)	35	John SOMMERVILLE	Royale V90GAC	9	11:57.6	1 lap	65.74	105.80	1:08.5	76.52	123.15	6

-----Not Classified-----

92	Stefan WILLCOX	Shane GAC	8	DNF				1:08.3	76.74	123.51	6
----	----------------	-----------	---	-----	--	--	--	--------	-------	--------	---

-----Did Not Start-----

4	Jon RANDALL	Kaimann
5	Martin EYRE	Scarab MK2
9	Simon HUTCHINSON	Scarab Mk2
10	Richard LEWIS	Scarab Mk2
33	Lash McCALL	Predator GAC
67	William OAKLEY	Sheane FV93

-----Fastest Lap-----

7	Andres SERRANO	Predator Bowles	1:03.6	82.42	132.63
---	----------------	-----------------	--------	-------	--------

PROVISIONAL RESULTS - Issued at 13:53

.....*[Signature]*..... Chief Timekeeper

*[Handwritten initials]*

14.04 WS  
29.4.95



# Results of Race No:

# 2

Race No. 2

12 Laps

17.47 Miles

28.12 Kms

Start Time 13:49

## IRISH FORMULA VEE

PEMBREY - 29th APRIL 1995

POS.	No.	DRIVER	CAR	LAPS	TIME	BEHIND	MPH	KPH	BEST	MPH	KPH	ON
1)	1	Patrick OWEN	Sheane RV93	12	13:36.9		77.00	123.92	1:06.5	78.82	126.85	2
2)	2	Gerry O'REILLY	Sheane	12	13:40.7	3.8	76.64	123.34	1:06.2	79.18	127.42	8
3)	5	Raymond MOORE	Leystone JH002	12	13:45.3	8.4	76.21	122.65	1:06.5	78.82	126.85	11
4)	38	Andy KAVANAGH	Tedcastles Sheane	12	13:46.7	9.8	76.08	122.45	1:07.2	78.00	125.53	8
5)	20	Pat CALLAHAN	Sheane Mahon FV95	12	13:46.9	10.0	76.07	122.42	1:06.4	78.94	127.04	8
6)	9	Johnny FLYNN	Scarab McAuley	12	13:55.4	18.5	75.29	121.17	1:07.3	77.88	125.34	6
7)	27	Troy McKEOWN	Sheane	12	13:55.6	18.7	75.27	121.14	1:07.8	77.31	124.42	8
8)	23	Matthew DUNNE	Sheane RV94	12	13:55.8	18.9	75.26	121.11	1:07.5	77.65	124.97	9
9)	7	John MAHON	Sheane RV92	12	13:56.2	19.3	75.22	121.05	1:07.7	77.42	124.60	6
10)	42	Pat DONEGAN	Sheane FV	12	13:57.0	20.1	75.15	120.94	1:06.6	78.70	126.66	12
11)	17	John STAPLETON	Sheane	12	14:09.5	32.6	74.04	119.16	1:08.6	76.41	122.97	7
12)	8	Paul NEWPORT	Heavey Sheane	12	14:13.9	37.0	73.66	118.55	1:08.9	76.08	122.43	11
13)	21	Philip RAFFERTY	F Vee	12	14:14.9	38.0	73.57	118.41	1:08.3	76.74	123.51	11
14)	39	Craig RYAN	Sheane 88	12	14:38.8	1:01.9	71.57	115.19	1:09.2	75.75	121.90	11
15)	32	Martin O'KEEFE	Sheane FV	12	14:40.7	1:03.8	71.42	114.94	1:11.3	73.51	118.31	4
16)	59	Oliver MARMION	Sheane FV95	11	14:07.9	1 lap	68.00	109.44	1:14.3	70.55	113.53	10
17)	60	Brian MELIA	Sheane FV	11	14:08.3	1 lap	67.97	109.38	1:14.8	70.07	112.77	10
18)	57	Tom STAPLETON	Sheane	11	14:09.1	1 lap	67.90	109.28	1:13.8	71.02	114.30	6

-----Not Classified-----

25	Paul CONROY	F Vee	8	DNF					1:10.0	74.88	120.51	4
19	Dominic DILLON	Sheane FV93	2	DNF					1:09.0	75.97	122.25	2

-----Fastest Lap-----

2 Gerry O'REILLY Sheane 1:06.2 79.18 127.42

PROVISIONAL RESULTS - Issued at 14.10

.....*Mark*..... Chief Timekeeper

*John* 2.20 pm

28/4/95



# Results of Race No:

# 3

Race No. 3      10 Laps      14.56 Miles      23.43 Kms      Start Time 14:43

## YOKOHAMA FORMULA 4

PEMBREY - 29th APRIL 1995

POS.	No.	Cl.	DRIVER	CAR	LAPS	TIME	BEHIND	MPH	KPH	BEST	MPH	KPH	ON
1)	2	B	Daron BLAND	Reynard SF 79	10	11:27.7		76.22	122.66	1:06.4	78.94	127.04	8
2)	23	B	Alan HICKS	Delta T79 TAD	10	11:28.6	0.9	76.12	122.50	1:06.4	78.94	127.04	7
3)	77	A	Bob DAVIS	Davis T6D	10	11:33.9	6.2	75.54	121.57	1:06.3	79.06	127.23	10
4)	33	B	Mike LAMPLOUGH	Van Diemen RF82	10	11:47.4	19.7	74.10	119.25	1:04.3	81.52	131.19	9
5)	39	B	Steven CONNOR	Van Diemen RF82	10	12:03.0	35.3	72.50	116.67	1:10.0	74.88	120.51	9
6)	28	B	Gary DEXTER	Royale RP27	10	12:03.1	35.4	72.49	116.66	1:09.4	75.53	121.55	10
7)	4	B	Nick TETLEY	Delta T79	10	12:04.1	36.4	72.39	116.50	1:10.3	74.56	119.99	9
8)	49	B	Paul BAYLEY	Van Diemen RF82	10	12:04.3	36.6	72.37	116.46	1:07.3	77.88	125.34	10
9)	31	B	Mike BOXFORD	Reynard SF 79	10	12:08.1	40.4	71.99	115.86	1:07.6	77.54	124.79	9
10)	15	B	Charles ADRIAN	Reynard SF80/81	10	12:12.7	45.0	71.54	115.13	1:09.7	75.20	121.03	10
11)	71	B	Erwin SMIECH	Van Diemen RF83	10	12:13.0	45.3	71.51	115.08	1:09.2	75.75	121.90	5
12)	82	B	Bill BARKER	CTG SF79	10	12:15.4	47.7	71.28	114.71	1:09.0	75.97	122.25	9
13)	46	B	Alan GOODMAN	Delta T78	10	12:25.4	57.7	70.32	113.17	1:09.9	74.99	120.68	7
14)	50	A	Steve PATTEN	Ray	10	12:25.6	57.9	70.30	113.14	1:10.0	74.88	120.51	7
15)	70	B	Clive WOOD	Van Diemen RF82	10	12:29.5	1:01.8	69.93	112.55	1:09.6	75.31	121.20	10
16)	45	B	Quentin F/J-CURTIS	Royale RP30	9	11:31.4	1 lap	68.23	109.81	1:13.7	71.12	114.46	7
17)	12	A	Clive YORATH	Delta T814	9	11:32.3	1 lap	68.14	109.66	1:14.1	70.74	113.84	9
18)	29	B	Jeremy PARKHOUSE	Delta T79	9	11:49.9	1 lap	66.45	106.94	1:15.9	69.06	111.14	8

-----Not Classified-----

5	B	Graham WILLCOX	Delta T80	1	DNF					2:01.6	43.11	69.37	1
---	---	----------------	-----------	---	-----	--	--	--	--	--------	-------	-------	---

-----Did Not Start-----


6	A	John MOORE	Ethyl Jay										
8	B	Adrian SEAL	Delta T80R										
20	B	Geoffrey COLLINS	Royale RP27										
30	B	Steve PATANIA	Van Diemen RF82										
36	A	Adrian BESWICK	Van Diemen RF87										

-----Fastest Laps-----

77	A	Bob DAVIS	Davis T6D	1:06.3	79.06	127.23
33	B	Mike LAMPLOUGH	Van Diemen RF82	1:04.3	81.52	131.19

PROVISIONAL RESULTS - Issued at 15:01

.....  ..... Chief Timekeeper

  
15.06 hrs.  
29.4.95



# Results of Race No:

# 4

Race No. 4      10 Laps      14.56 Miles      23.43 Kms      Start Time 15:07

## FORMULA VEE

PEMBREY - 29th APRIL 1995

POS.	No.	DRIVER	CAR	LAPS	TIME	BEHIND	MPH	KPH	BEST	MPH	KPH	ON
1)	7	Andres SERRANO	Predator Bowles	10	11:57.9		73.01	117.50	1:10.7	74.14	119.31	8
2)	1	Trevor WELSH	Scarab GAC	10	12:05.9	8.0	72.21	116.21	1:11.9	72.90	117.32	10
3)	6	Ian JORDAN	Royale RP26	10	12:07.3	9.4	72.07	115.98	1:10.8	74.03	119.15	9
4)	3	Martin BROWN	Ray FV91	10	12:08.1	10.2	71.99	115.86	1:11.4	73.41	118.14	10
5)	12	Alan HARDING	Austro	10	12:21.8	23.9	70.66	113.72	1:12.4	72.40	116.51	9
6)	40	Geoff COGAN	Sheane Mk2	10	12:22.9	25.0	70.56	113.55	1:12.4	72.40	116.51	6
7)	11	Simon ROBINSON	GB	10	12:28.4	30.5	70.04	112.71	1:12.8	72.00	115.87	5
8)	91	Michael LISCHER	Sheane	10	12:33.6	35.7	69.55	111.94	1:13.4	71.41	114.93	8
9)	37	Alan SHAW	Spyder Special	10	12:34.5	36.6	69.47	111.80	1:13.4	71.41	114.93	8
10)	42	John BOWLES	Ray 87D	10	12:34.8	36.9	69.44	111.76	1:13.3	71.51	115.08	5
11)	39	Geoff CROSS	Sheane '94	10	12:37.8	39.9	69.17	111.32	1:12.9	71.90	115.71	8
12)	10	Richard LEWIS	Scarab Mk2	10	12:45.7	47.8	68.46	110.17	1:12.3	72.50	116.67	9
13)	50	Dave JORDAN	Sheane Mk2 '91	10	12:48.2	50.3	68.23	109.81	1:14.6	70.26	113.08	5
14)	64	Erle MINHINNICK	VEEMAX Mk4 D	10	12:53.8	55.9	67.74	109.01	1:14.6	70.26	113.08	7
15)	49	Mike READ	Scarab Mk2	10	13:05.1	1:07.2	66.76	107.45	1:14.6	70.26	113.08	9
16)	53	Stephen VINCE	Scarab Mk4	10	13:13.4	1:15.5	66.07	106.32	1:16.5	68.52	110.27	9
17)	47	William ROY	Scarab Mk4	10	13:13.9	1:16.0	66.02	106.25	1:16.4	68.61	110.41	7
18)	54	John HARRISON	ARI Mk1	9	12:03.3	1 lap	65.22	104.96	1:15.4	69.52	111.88	9
19)	92	Stefan WILLCOX	Shane GAC	9	12:04.1	1 lap	65.15	104.85	1:14.9	69.98	112.62	
20)	20	Derek WILLETT	Falcon Mk2	9	12:38.1	1 lap	62.23	100.14	1:19.0	66.35	106.78	6
21)	35	John SOMMERVILLE	Royale V90GAC	9	12:39.4	1 lap	62.12	99.97	1:18.2	67.03	107.87	5
22)	21	Mike SIMPSON	Spyder	9	14:00.1	1 lap	56.15	90.37	1:20.7	64.95	104.53	3

-----Not Classified-----

9 Simon HUCHINSON      GB      0      DNF

-----Fastest Lap-----

7 Andres SERRANO      Predator Bowles      1:10.7      74.14      119.31

PROVISIONAL RESULTS - Issued at

..... *[Signature]* ..... Chief Timekeeper

*[Handwritten notes]*  
4.11 pu  
28/4/95



# Results of Race No:

# 5

Race No. 5

9 Laps

13.10 Miles

21.09 Kms

Start Time 15:52

## IRISH FORMULA VEE

PEMBREY - 29th APRIL 1995

POS.	No.	DRIVER	CAR	LAPS	TIME	BEHIND	MPH	KPH	BEST	MPH	KPH	ON
1)	1	Patrick OWENS	Sheane RV93	9	10:39.2		73.80	118.77	1:07.3	77.88	125.34	7
2)	6	Brian HEARTY	CCO Sheane	9	10:39.7	0.5	73.74	118.68	1:07.9	77.20	124.23	6
3)	42	Pat DONEGAN	Sheane FV	9	10:44.4	5.2	73.21	117.81	1:07.4	77.77	125.16	7
4)	5	Raymond MOORE	Leystone JH002	9	10:49.1	9.9	72.68	116.96	1:08.5	76.52	123.15	7
5)	9	John FLYNN	Scrab Mcauley	9	10:58.1	18.9	71.68	115.36	1:09.3	75.64	121.72	8
6)	27	Troy MCKEOWN	Sheane	9	10:59.1	19.9	71.57	115.19	1:09.2	75.75	121.90	7
7)	23	Matthew DUNNE	Sheane 94	9	11:01.1	21.9	71.36	114.84	1:09.2	75.75	121.90	7
8)	7	John MAHON	Sheane RV92	9	11:01.7	22.5	71.29	114.73	1:09.4	75.53	121.55	8
9)	17	John STAPLETON	Sheane	9	11:09.1	29.9	70.50	113.47	1:08.9	76.08	122.43	7
10)	39	Craig RYAN	Sheane 88	9	11:31.6	52.4	68.21	109.77	1:10.6	74.24	119.48	8
11)	32	Martin O'KEEFE	Sheane FV	9	11:46.9	1:07.7	66.73	107.40	1:10.7	74.14	119.31	9
12)	38	Andy KAVANAGH	Tedcastles Sheane	9	11:49.9	1:10.7	66.45	106.94	1:10.0	74.88	120.51	7
13)	4	Paul HEAVEY	Leystone JH002	9	11:51.0	1:11.8	66.35	106.78	1:08.6	76.41	122.97	8
14)	57	Tom STAPLETON	Sheane	9	11:51.5	1:12.3	66.30	106.70	1:15.1	69.79	112.32	6
15)	60	Brian MELIA	Sheane FV	9	11:54.5	1:15.3	66.02	106.26	1:14.7	70.17	112.93	8
16)	19	Dominic DILLON	Sheane FV93	9	11:54.6	1:15.4	66.02	106.24	1:13.5	71.31	114.77	7

-----Not Classified-----

8	Paul NEWPORT	Heavey Sheane	4	DNF					1:13.8	71.02	114.30	2
20	Pat CALLAHAN	Sheane Mahon FV95	4	DNF					1:10.2	74.67	120.16	4
21	Philip RAFFERTY	F Vee	4	DNF					1:12.7	72.10	116.03	4

-----Did Not Start-----

2	Gerry O'REILLY	Sheane										
25	Paul CONROY	F Vee										
59	Oliver MARMION	Sheane FV95										
68	David MEEGAN	F Vee										

-----Fastest Lap-----

1	Patrick OWENS	Sheane RV93		1:07.3	77.88	125.34						
---	---------------	-------------	--	--------	-------	--------	--	--	--	--	--	--

First start time 15.32

PROVISIONAL RESULTS - Issued at 16:08

..... *Met* ..... Chief Timekeeper

*16.20 hrs.  
29.4.95*



# Results of Race No:



Race No. 6      15 Laps      21.84 Miles      35.15 Kms      Start Time 16:10

## WESPRESS CASTINGS 750 FORMULA

PEMBREY - 29th APRIL 1995

POS.	No.	DRIVER	CAR	LAPS	TIME	BEHIND	MPH	KPH	BEST	MPH	KPH	ON
1)	2	Alan AVERY	Avalan 2	<u>14</u>	16:30.6		74.08	119.22	1:08.0	77.08	124.05	14
2)	5	Damon BLAND	Simpson Special	14	16:30.8	0.2	74.06	119.19	1:08.6	76.41	122.97	14
3)	7	Anthony RAINE	Centaur	14	16:32.2	1.6	73.96	119.03	1:08.9	76.08	122.43	14
4)	10	Bob COUCHMAN	BCR 750 Special	14	16:49.1	18.5	72.72	117.03	1:09.1	75.86	122.08	13
5)	43	Dick HARVEY	Darvi - 91D	14	16:54.0	23.4	72.37	116.47	1:10.1	74.77	120.34	3
6)	9	Keith McPHERSON	Marrow	14	17:24.0	53.4	70.29	113.12	1:10.9	73.93	118.98	6
7)	50	Rodney HILL	Mystic T4/21	12	16:57.0	2 laps	61.85	99.53	1:21.1	64.63	104.01	8
8)	34	Brian REYNOLDS	Jeffrey Mk1	12	17:33.5	2 laps	59.70	96.09	1:24.0	62.40	100.42	12

-----Not Classified-----

3	Bob SIMPSON	SS Reliant	11	DNF					1:08.9	76.08	122.43	8
6	Pete KNIPE	DNC	1	DNF					1:17.7	67.46	108.57	1

-----Fastest Lap-----

2	Alan AVERY	Avalan 2		1:08.0	77.08	124.05						
---	------------	----------	--	--------	-------	--------	--	--	--	--	--	--

Re-issued results as Clerk of the Course

PROVISIONAL RESULTS - Issued at 17:20

.....*Alfred*..... Chief Timekeeper

*LB*  
 re issued at my instruction  
 at 17.20 hrs.  
 29.4.95





# Results of Race No:

# 7

Race No. 7      15 Laps      21.84 Miles      35.15 Kms      Start Time 16:36

## FORMULA 1300

PEMBREY - 29th APRIL 1995

POS.	No.	Cl.	DRIVER	CAR	LAPS	TIME	BEHIND	MPH	KPH	BEST	MPH	KPH	ON
1)	1	A	Chris EMERY	WEV Sports	15	16:06.3		81.37	130.95	1:02.6	83.73	134.75	5
2)	7	A	Colin TURNER	Royale RP37	15	16:18.8	12.5	80.33	129.27	1:03.8	82.16	132.22	3
3)	15	A	Kevin SPENCER	Mallock Mk21/24	15	16:23.6	17.3	79.93	128.64	1:04.3	81.52	131.19	4
4)	40	C	Andrew DARBY	Multisports	15	16:24.7	18.4	79.85	128.50	1:04.4	81.39	130.99	10
5)	8	A	Richard GILMOUR	Mallock	15	16:45.1	38.8	78.23	125.89	1:05.5	80.02	128.79	4
6)	14	A	Colin COX	Batten	15	17:05.5	59.2	76.67	123.39	1:06.4	78.94	127.04	3
7)	6	B	Gary GUNN	Lola 596	15	17:19.1	1:12.8	75.67	121.77	1:06.6	78.70	126.66	3
8)	51	B	Richard CASSWELL	Shrike P15	14	16:43.7	1 lap	73.11	117.66	1:06.6	78.70	126.66	3
9)	41	C	Mark HOBBS	Van Diemen	13	16:35.5	2 laps	68.45	110.16	1:13.9	70.93	114.15	8

-----Not Classified-----

12	A	Garry TAYLOR	Mallock Mk18B	6	DNF					1:04.7	81.01	130.38	3
----	---	--------------	---------------	---	-----	--	--	--	--	--------	-------	--------	---

-----Fastest Laps-----

1	A	Chris EMERY	WEV Sports	1:02.6	83.73	134.75
6	B	Gary GUNN	Lola 596	1:06.6	78.70	126.66
51	B	Richard CASSWELL	Shrike P15	1:06.6	78.70	126.66
40	C	Andrew DARBY	Multisports	1:04.4	81.39	130.99

PROVISIONAL RESULTS - Issued at 16.58

.....*[Signature]*..... Chief Timekeeper

*[Signature]*

17.41 hrs

29.4.95



# Results of Race No:

# 8

Race No. 8      15 Laps      21.84 Miles      35.15 Kms      Start Time 17:19

## FORMEL V

PEMBREY - 29th APRIL 1995

POS. No.	DRIVER	CAR	LAPS	TIME	BEHIND	MPH	KPH	BEST	MPH	KPH	ON
1)	1 Trevor WALSH	Srarab GAC	12	14:10.0		74.00	119.09	1:08.5	76.52	123.15	5
2)	44 Manfred BENNINGER	Mega V3	12	14:27.3	17.3	72.52	116.71	1:09.4	75.53	121.55	3
3)	4 Jon RANDALL	Kaimann	12	14:48.9	38.9	70.76	113.88	1:12.6	72.20	116.19	11
4)	45 John BOWLES	Ray 87D	12	14:52.8	42.8	70.45	113.38	1:12.5	72.30	116.35	5
5)	37 Alan SHAW	Spyder	12	14:53.3	43.3	70.41	113.32	1:12.1	72.70	117.00	11
6)	69 Andy STORER	Scarab	12	14:53.4	43.4	70.40	113.30	1:12.6	72.20	116.19	5
7)	99 Ron NOLL	Kaimann	12	15:10.2	1:00.2	69.10	111.21	1:13.5	71.31	114.77	2
8)	51 Mark LAWTON	Scarab Mk2	12	15:24.1	1:14.1	68.07	109.54	1:13.2	71.61	115.24	2
9)	71 John ROBINSON	Monaco	11	14:48.8	1 lap	64.87	104.40	1:17.8	67.37	108.43	10
10)	42 Erwin GASSER	Mega V1	9	15:13.7	3 laps	51.63	83.09	1:07.6	77.54	124.79	3

-----Not Classified-----

77	Andres SERRANO	Predator Bowles	8	DNF				1:07.9	77.20	124.23	3
3	Martin BROWN	Ray FV91	3	DNF				1:10.8	74.03	119.15	3

-----Did Not Start-----

43 Joachim LUTZ      Mega V 3B

-----Fastest Lap-----

42 Erwin GASSER      Mega V1      1:07.6      77.54      124.79

First start time 1706

PROVISIONAL RESULTS - Issued at 17:40

.....*[Signature]*..... Chief Timekeeper

*[Handwritten signature]*  
17-41 MFS  
29.4.95

# The P+P Supplies

## 1995 Welsh Sports & Saloon Car Championship

Jointly administered by BAC Wales & Welsh Racing Drivers Association

MEMBERSHIP CLOSED

Race No. 9      15 Laps      21.84 Miles      35.15 Kms      Start Time 17:45

### WRDA SPORTS & SALOON CAR

PEMBREY - 29th APRIL 1995

POS.	No.	Cl.	DRIVER	CAR	LAPS	TIME	BEHIND	MPH	KPH	BEST	MPH	KPH	ON
1)	24	D	Peter DARK	Darrian T90	15	16:34.8		79.03	127.19	1:03.7	82.29	132.43	11
2)	1	A	Martin DAVIES	Sierra Cosworth	15	16:46.5	11.7	78.12	125.72	1:05.0	80.64	129.78	5
3)	95	A	Warwick BANKS	MGB Roadster	15	16:54.6	19.8	77.49	124.71	1:05.9	79.54	128.00	11
4)	99	A	Ted WILLIAMS	Ford Mustang	15	17:26.4	51.6	75.14	120.92	1:07.8	77.31	124.42	6
5)	36	C	Keith BUTCHER	Ford Escort	15	17:35.0	1:00.2	74.53	119.94	1:07.9	77.20	124.23	13
6)	69	A	Colin WILLIAMS	Sierra Cosworth	15	17:35.9	1:01.1	74.46	119.83	1:07.5	77.65	124.97	15
7)	9	A	Nigel JAMES	Ford Escort RS	14	16:35.7	1 lap	73.70	118.61	1:08.8	76.19	122.61	5
8)	18	D	Roger DOWDEN	Darrian T90	14	17:03.2	1 lap	71.72	115.42	1:10.0	74.88	120.51	7
9)	17	C	James HAYMAN	Mini 7	13	16:52.3	2 laps	67.31	108.33	1:15.5	69.43	111.73	3

-----Not Classified-----

5	C	Glynne JONES	Ford Anglia	6	DNF					1:11.2	73.62	118.48	6
23	A	Alvin POWELL	Sierra Cosworth	6	DNF					1:05.5	80.02	128.79	5

-----Did Not Start-----

0 A Richard FRY      Capri RS2600

-----Fastest Laps-----

1	A	Martin DAVIES	Sierra Cosworth	1:05.0	80.64	129.78
36	C	Keith BUTCHER	Ford Escort	1:07.9	77.20	124.23
24	D	Peter DARK	Darrian T90	1:03.7	82.29	132.43

PROVISIONAL RESULTS - Issued at 18:05

.....*Mut*..... Chief Timekeeper

18.08 hrs

29.4.95



# Results of Race No:

# 10

Race No. 10      10 Laps      14.56 Miles      23.43 Kms      Start Time 10:54

## FORMULA VEE - HEAT 1

PEMBREY - 30th APRIL 1995

POS.	No.	DRIVER	CAR	LAPS	TIME	BEHIND	MPH	KPH	BEST	MPH	KPH	ON
1)	6	Brian HEARTY		10	11:15.1		77.64	124.95	1:05.8	79.66	128.20	8
2)	1	Patrick OWENS		10	11:15.3	0.2	77.62	124.92	1:06.2	79.18	127.42	3
3)	40	Geoff COGAN		10	11:15.5	0.4	77.60	124.88	1:05.8	79.66	128.20	8
4)	77	Andres SERRANO		10	11:17.3	2.2	77.39	124.55	1:04.0	81.90	131.80	10
5)	44	Manfred BENNINGER		10	11:19.7	4.6	77.12	124.11	1:03.9	82.03	132.01	8
6)	4	Paul HEAVY		10	11:35.0	19.9	75.42	121.37	1:05.2	80.39	129.38	5
7)	91	Michael LISCHER		10	11:38.7	23.6	75.02	120.73	1:07.8	77.31	124.42	9
8)	50	DAVE JORDAN		10	11:43.6	28.5	74.50	119.89	1:07.7	77.42	124.60	9
9)	51	Mark LAWTON		10	11:44.3	29.2	74.42	119.77	1:07.9	77.20	124.23	10
10)	9	Johnny FLYNN		10	11:44.5	29.4	74.40	119.74	1:07.6	77.54	124.79	10
11)	46	Jon RANDALL		10	11:45.9	30.8	74.25	119.50	1:08.6	76.41	122.97	6
12)	23	Matthew DUNNE		10	11:46.2	31.1	74.22	119.45	1:08.2	76.86	123.69	8
13)	17	John STAPLETON		10	11:51.8	36.7	73.64	118.51	1:07.2	78.00	125.53	7
14)	71	John ROBINSON		10	11:59.1	44.0	72.89	117.31	1:09.6	75.31	121.20	6
15)	38	Andy KAVANAGH		10	12:17.9	1:02.8	71.03	114.32	1:08.5	76.52	123.15	9

-----Did Not Start-----

- 21 Philip RAFFERTY
- 27 Troy McKEOWN
- 39 Craig RYAN
- 41 Pat DONEGAN
- 59 Oliver MARMION
- 67 William OAKLEY
- 99 RON NOLL

-----Fastest Lap-----

44 Manfred BENNINGER      1:03.9      82.03      132.01

PROVISIONAL RESULTS - Issued at 11:10

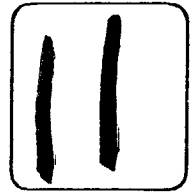
..... *Alastair* ..... Chief Timekeeper

*Alastair*

11.13



# Results of Race No:



Race No. 11      10 Laps      14.56 Miles      23.43 Kms      Start Time 11:50

## FORMULA VEE - HEAT 2

PEMBREY - 30th APRIL 1995

POS.	No.	DRIVER	CAR	LAPS	TIME	BEHIND	MPH	KPH	BEST	MPH	KPH	ON
1)	42	Erwin GASSER		10	11:03.1		79.05	127.21	1:04.8	80.89	130.18	4
2)	43	Joachim LUTZ		10	11:04.0	0.9	78.94	127.04	1:04.7	81.01	130.38	4
3)	5	Raymond MOORE		10	11:06.6	3.5	78.63	126.55	1:05.6	79.90	128.59	9
4)	16	Ian JORDAN		10	11:07.0	3.9	78.58	126.47	1:04.9	80.76	129.98	5
5)	45	John BOWLES		10	11:09.9	6.8	78.24	125.92	1:05.0	80.64	129.78	4
6)	3	Geoff CROSS		10	11:19.1	16.0	77.18	124.22	1:05.9	79.54	128.00	9
7)	2	Gerry O'REILLY		10	11:19.8	16.7	77.11	124.09	1:05.2	80.39	129.38	7
8)	37	Alan SHAW		10	11:23.2	20.1	76.72	123.47	1:06.5	78.82	126.85	4
9)	20	Pat CALLAHAN		10	11:27.6	24.5	76.23	122.68	1:06.0	79.42	127.81	7
10)	41	Pat DONEGAN		10	11:28.8	25.7	76.10	122.47	1:05.9	79.54	128.00	7
11)	7	John MAHON		10	11:29.5	26.4	76.02	122.34	1:07.0	78.23	125.90	3
12)	10	Richard LEWIS		10	11:29.6	26.5	76.01	122.32	1:06.0	79.42	127.81	10
13)	47	William ROY		10	11:40.4	37.3	74.84	120.44	1:07.1	78.12	125.72	6
14)	19	Dominic DILLON		10	11:42.4	39.3	74.62	120.10	1:08.4	76.63	123.33	6
15)	54	John HARRISON		10	11:42.5	39.4	74.61	120.08	1:07.7	77.42	124.60	9
16)	64	Erle MINHINNICK		10	11:46.7	43.6	74.17	119.36	1:08.8	76.19	122.61	9
17)	32	Martin O'KEEFE		10	11:47.0	43.9	74.14	119.31	1:08.3	76.74	123.51	9
18)	8	Paul NEWPORT		10	11:47.2	44.1	74.12	119.28	1:08.1	76.97	123.87	6
19)	57	Tom STAPLETON		10	12:06.3	1:03.2	72.17	116.14	1:11.1	73.72	118.64	6
20)	59	Oliver MARMION		9	11:05.6	1 lap	70.88	114.06	1:10.4	74.45	119.82	9
21)	21	Philip RAFFERTY		9	11:12.8	1 lap	70.12	112.84	1:10.4	74.45	119.82	6
22)	60	Brian MELIA		9	11:49.7	1 lap	66.47	106.97	1:14.8	70.07	112.77	3
23)	33	Lash McCALL		6	11:41.0	4 laps	44.86	72.20	1:08.7	76.30	122.79	6

-----Not Classified-----

67	William OAKLEY	4	DNF					1:11.1	73.72	118.64	3
76	Alan FAIRLESS	0	DNF								

-----Did Not Start-----

25 PAUL CONROY

-----Fastest Lap-----

43 Joachim LUTZ      1:04.7      81.01      130.38

PROVISIONAL RESULTS - Issued at 12:09

..... *Mark* ..... Chief Timekeeper

12:12



# Results of Race No:

# 12

Race No. 12      15 Laps      21.84 Miles      35.15 Kms      Start Time 13:33

## GOLDSMITH & YOUNG THROUGHbred SPORTSCAR

PEMBREY - 30th APRIL 1995

POS.	No.	Cl.	DRIVER	CAR	LAPS	TIME	BEHIND	MPH	KPH	BEST	MPH	KPH	ON
1)	77	D	Pete FOSTER	Aston Martin DB4	15	17:12.1		76.18	122.60	1:07.0	78.23	125.90	4
2)	70	B	Roy McCARTHY	MGB Roadster	15	17:56.5	44.4	73.04	117.54	1:09.9	74.99	120.68	6
3)	61	C	Joe WARD	TVR Griffiths	15	18:13.6	1:01.5	71.89	115.70	1:11.6	73.21	117.81	13
4)	46	B	Brian LAMBERT	MGB	15	18:21.9	1:09.8	71.35	114.83	1:12.1	72.70	117.00	15
5)	2	B	Kerry HORAN	TVR Griffith	14	17:45.5	1 lap	68.87	110.84	1:14.0	70.83	113.99	14

-----Not Classified-----

37	D	Chris CONOLEY	Triumph TR4	10	DNF					1:08.6	76.41	122.97	2
41	C	Howard BREARLEY	TVR Griffiths	6	DNF					1:07.6	77.54	124.79	3
1	C	Alan CHARLTON	Triumph TR6	2	DNF					1:17.0	68.07	109.55	1

-----Fastest Laps-----

70	B	Roy McCARTHY	MGB Roadster	1:09.9	74.99	120.68
41	C	Howard BREARLEY	TVR Griffiths	1:07.6	77.54	124.79
77	D	Pete FOSTER	Aston Martin DB4	1:07.0	78.23	125.90

PROVISIONAL RESULTS - Issued at 14:55

.....*Albert*..... Chief Timekeeper

*AB*  
14.15 hrs.  
30.4.95





# Results of Race No:

# 13

Race No. 13      15 Laps      21.84 Miles      35.15 Kms      Start Time 14:01

## MARSHAL TYRES/FAST CAR HOT HATCH

PEMBREY - 30th APRIL 1995

POS.	No.	Cl.	DRIVER	CAR	LAPS	TIME	BEHIND	MPH	KPH	BEST	MPH	KPH	ON
1)	33	B	Stuart COOLING	Escort XR3i	15	18:23.0		71.28	114.72	1:12.1	72.70	117.00	2
2)	30	B	Jason JACKSON	Fiesta XR2	15	18:30.6*	7.6	70.79	113.93	1:11.9	72.90	117.32	4
3)	38	B	Steve TAYLOR	Fiesta XR2	15	18:31.1	8.1	70.76	113.88	1:12.6	72.20	116.19	2
4)	6	B	Colin STOTHART	Vauxhall Nova GTE	15	18:33.5	10.5	70.61	113.64	1:12.8	72.00	115.87	10
5)	18	B	Mike McLOUGHLIN	Suzuki Swift GTi	15	18:37.9	14.9	70.33	113.19	1:13.0	71.80	115.56	2
6)	60	B	Barry BARNARD	Alfasud Ti	15	18:42.5	19.5	70.04	112.72	1:13.2	71.61	115.24	6
7)	17	B	Michael BLAKE	Escort XR3	15	18:51.1	28.1	69.51	111.87	1:13.6	71.22	114.61	7
8)	40	B	Simon McDERMOTT	Fiesta XR2	15	18:51.8	28.8	69.47	111.80	1:13.5	71.31	114.77	8
9)	73	B	Andrew STEVENS	Suzuki Swift GTi	15	19:01.1	38.1	68.90	110.89	1:14.4	70.45	113.38	7
10)	31	B	Des OLSON	Fiesta XR2i	15	19:16.3	53.3	68.00	109.43	1:14.8	70.07	112.77	4
11)	77	A	Tim FOXON	Citroen AX GT	15	19:28.8	1:05.8	67.27	108.26	1:16.3	68.70	110.56	6
12)	62	A	Ian SMITH	Citroen AX GT	15	19:29.0	1:06.0	67.26	108.24	1:16.0	68.97	110.99	7
13)	50	B	Ray SINCLAIR	Peugeot 205 GTi	14	18:24.7	1 lap	66.43	106.90	1:16.0	68.97	110.99	9
14)	4	B	Ginny HYDE	Alfa 33	14	18:56.0	1 lap	64.60	103.96	1:19.7	65.77	105.84	13
15)	87	B	Bill GREGORY	MG Maestro	14	18:56.6	1 lap	64.56	103.90	1:18.8	66.52	107.05	2
16)	46	B	Anne KING	Fiesta XR2	14	18:58.4	1 lap	64.46	103.74	1:17.5	67.63	108.85	2
17)	72	A	Cris RIBBITS	MG Metro	14	19:01.0	1 lap	64.31	103.50	1:19.0	66.35	106.78	11
18)	45	B	Jonathan BURTON	MG Maestro	14	19:02.8	1 lap	64.21	103.34	1:19.4	66.02	106.24	4
19)	70	B	Geoffrey FAIRBURN	Alfa Romeo 33	14	19:20.6	1 lap	63.23	101.76	1:19.6	65.85	105.97	12
20)	27	B	Andy HORSNELL	VW Golf GTi	13	18:24.3	2 laps	61.70	99.30	1:22.5	63.53	102.25	3
21)	24	B	David GARTHWAITE	VW Golf GTi	13	18:27.0	2 laps	61.55	99.06	1:13.1	71.70	115.40	2
22)	55	B	Adrian HELLIWELL	Escort XR3i	13	18:29.4	2 laps	61.42	98.85	1:21.9	64.00	103.00	11

\* includes penalty

-----Not Classified-----

7	B	Tony BROOM	Citroen Visa GTi	10	DNF					1:15.3	69.61	112.03	3
34	B	Barrie CULLEY	Fiesta XR2	10	DNF					1:17.0	68.07	109.55	9


-----Fastest Laps-----

62	A	Ian SMITH	Citroen AX GT	1:16.0	68.97	110.99							
30	B	Jason JACKSON	Fiesta XR2	1:11.9	72.90	117.32	New lap record						

Re-issued results as Clerk of the Course

PROVISIONAL RESULTS <sup>4</sup> Issued at 15:26

.....  ..... Chief Timekeeper



15.31



# Results of Race No:

# 14

Race No. 14      15 Laps      21.84 Miles      35.15 Kms      Start Time 14:30

## RADICAL ROADSPORTS (E & F)

PEMBREY - 30th APRIL 1995

POS.	No.	Cl.	DRIVER	CAR	LAPS	TIME	BEHIND	MPH	KPH	BEST	MPH	KPH	ON
1)	99	F	Jon MILICEVIC	Caterham Super Sp	15	16:30.6		79.37	127.73	1:05.0	80.64	129.78	10
2)	19	F	John SCHEIDER	Caterham 7	15	16:32.2	1.6	79.24	127.53	1:04.9	80.76	129.98	11
3)	3	F	Mick HYDE	Caterham Super 7	15	16:33.9	3.3	79.11	127.31	1:04.9	80.76	129.98	11
4)	66	F	Martin STEWART	Caterham 7	15	16:47.5	16.9	78.04	125.59	1:05.1	80.52	129.58	10
5)	65	F	Paul JACOBS	Caterham 7	15	17:10.6	40.0	76.29	122.78	1:07.5	77.65	124.97	14
6)	72	F	Glenn BURNAGE	Caterham Super 7	15	17:10.9	40.3	76.27	122.74	1:07.4	77.77	125.16	10
7)	83	F	Mark LANYON	Caterham Super 7	15	17:11.5	40.9	76.22	122.67	1:07.2	78.00	125.53	11
8)	36	F	Andy TIDY	Caterham 7	15	17:11.6	41.0	76.22	122.66	1:07.0	78.23	125.90	8
9)	29	F	Mark TURNER	Caterham HPC	14	16:34.0	1 lap	73.83	118.81	1:05.0	80.64	129.78	2
10)	24	F	Tony BUTLER	Caterham 7	14	16:35.8	1 lap	73.69	118.60	1:09.1	75.86	122.08	3
11)	17	E	Grant TROMANS	Caterham	14	16:42.5	1 lap	73.20	117.80	1:09.8	75.09	120.85	11

-----Did Not Start-----

14 F Paul GASCOYNE Caterham Super 7

-----Fastest Laps-----

17	E	Grant TROMANS	Caterham	1:09.8	75.09	120.85	Establishes lap record
19	F	John SCHEIDER	Caterham 7	1:04.9	80.76	129.98	New lap record
3	F	Mick HYDE	Caterham Super 7	1:04.9	80.76	129.98	New lap record

PROVISIONAL RESULTS - Issued at 14:53

.....*Ant*..... Chief Timekeeper

14:57



# Results of Race No:



Race No. 15      15 Laps      21.84 Miles      35.15 Kms      Start Time 14:59

## RADICAL ROADSPORTS (A, B, C&D)

PEMBREY - 30th APRIL 1995

POS.	No.	Cl.	DRIVER	CAR	LAPS	TIME	BEHIND	MPH	KPH	BEST	MPH	KPH	ON
1)	1	C	Nick OLSON	Lotus Esprit	15	17:26.1		75.16	120.96	1:06.4	78.94	127.04	4
2)	7	C	Philip ABBOTT	Mazda RX72	15	17:32.0	5.9	74.74	120.28	1:08.5	76.52	123.15	6
3)	8	C	John DENCH	Porsche Carrera	15	17:40.3	14.2	74.15	119.34	1:09.4	75.53	121.55	10
4)	37	B	Paul KEEVILL	Lotus Elan S3	15	17:40.4	14.3	74.15	119.33	1:09.1	75.86	122.08	13
5)	2	A	Kevin GINGER	Triumph Spitfire	15	17:42.2	16.1	74.02	119.12	1:09.4	75.53	121.55	13
6)	69	A	Dave BROADWAY	MG Midget	15	17:43.9	17.8	73.90	118.93	1:09.2	75.75	121.90	11
7)	11	B	John COUPE	Porsche 911	15	17:51.2	25.1	73.40	118.12	1:09.7	75.20	121.03	11
8)	61	D	Joe WARD	TVR Griffith 400	15	18:11.9	45.8	72.01	115.88	1:11.4	73.41	118.14	9
9)	12	A	Paul LUCAS	Triumph Spitfire	15	18:18.7	52.6	71.56	115.17	1:11.0	73.83	118.81	3
10)	10	A	Jon WOLFE	Triumph Spitfire	15	18:29.7	1:03.6	70.85	114.02	1:12.2	72.60	116.84	4
11)	78	B	John SADLER	Triumph TR6	14	18:02.6	1 lap	67.78	109.09	1:15.2	69.70	112.17	9
12)	94	D	Graham WARWICK	Jaguar E Type	14	18:09.4	1 lap	67.36	108.41	1:15.0	69.89	112.47	2
13)	30	B	David HEALEY	Lotus Europa S2	14	18:33.5	1 lap	65.90	106.06	1:16.7	68.34	109.98	13
14)	60	D	John BAINES	Jaguar E Type	13	17:55.1	2 laps	63.38	102.00	1:19.3	66.10	106.37	10
-----Not Classified-----													
55	A	Brian COOK	Ginetta G15	11	DNF					1:17.4	67.72	108.99	10
57	B	John DAVIES	Triumph Vitesse	2	DNF					1:26.3	60.74	97.75	2
18	A	Peter WHITMAN	Triumph Spitfire	0	DNF								
41	D	Howard BEARLEY	TVR Griffith 400	0	DNF								
-----Did Not Start-----													
63	B	Richard BALL	Lotus Elan S3										
-----Fastest Laps-----													
69	A	Dave BROADWAY	MG Midget		1:09.2	75.75	121.90						
37	B	Paul KEEVILL	Lotus Elan S3		1:09.1	75.86	122.08			Establishes lap record			
1	C	Nick OLSON	Lotus Esprit		1:06.4	78.94	127.04			Establishes lap record			
61	D	Joe WARD	TVR Griffith 400		1:11.4	73.41	118.14			Establishes lap record			

PROVISIONAL RESULTS - Issued at 15-24

... *Ant* ..... Chief Timekeeper

*Ant*

15-31



# Results of Race No:

# 16

Race No. 16      15 Laps      21.84 Miles      35.15 Kms      Start Time 15:29

## KIT CAR

PEMBREY - 30th APRIL 1995

POS.	No.	Cl.	DRIVER	CAR	LAPS	TIME	BEHIND	MPH	KPH	BEST	MPH	KPH	ON
1)	51	B	Steve NEWAY	Westfield SEi	15	17:11.1		76.25	122.72	1:07.2	78.00	125.53	11
2)	25	B	David ALLEN	Sylva Phoenix	15	17:19.1	8.0	75.67	121.77	1:07.8	77.31	124.42	5
3)	34	A	John BAK.COURTENAY	Westfield SE	15	17:35.9	24.8	74.46	119.83	1:08.7	76.30	122.79	11
4)	11	A	Allan LLOYD	Westfield SE	15	17:38.0	26.9	74.31	119.60	1:09.2	75.75	121.90	15
5)	30	C	Ken CULVERWELL	Westfield Eleven	15	18:18.1	1:07.0	71.60	115.23	1:11.7	73.10	117.65	12
6)	26	B	Kevin JONES	Sylva Striker	13	17:20.6	2 laps	65.48	105.38	1:15.3	69.61	112.03	2

-----Not Classified-----

4	B	Mike TOPP	Westfield SE	13	DNF					1:07.1	78.12	125.72	11
12	B	Andrew OWEN	Sylva Phoenix	12	DNF					1:08.3	76.74	123.51	6
70	A	Jonathan CHR.RUNDLE	Sylva Phoenix	12	DNF					1:08.2	76.86	123.69	4

-----Did Not Start-----


2	A	Paul BARKER	Dutton Phaeton										
72	A	Matthew LEWIS	Dutton Phaeton										

-----Fastest Laps-----

70	A	Jonathan CHR.RUNDLE	Sylva Phoenix	1:08.2	76.86	123.69
4	B	Mike TOPP	Westfield SE	1:07.1	78.12	125.72
30	C	Ken CULVERWELL	Westfield Eleven	1:11.7	73.10	117.65

Re-issued results correction

PROVISIONAL RESULTS - Issued at 16:31

.......... Chief Timekeeper

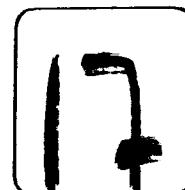


16:35

(RE-ISSUE)



# Results of Race No:



Race No. 17      10 Laps      14.56 Miles      23.43 Kms      Start Time 15:59

## FORMULA VEE ALLCOMERS

PEMBREY - 30th APRIL 1995

POS.	No.	DRIVER	CAR	LAPS	TIME	BEHIND	MPH	KPH	BEST	MPH	KPH	ON
1)	42	Erwin GASSER	Mega V1	10	10:49.1		80.75	129.96	1:03.4	82.68	133.05	6
2)	44	Manfred BENNINGER	Mega V3	10	10:54.3	5.2	80.11	128.92	1:04.3	81.52	131.19	3
3)	43	Joachim LUTZ	Mega V 3B	10	10:54.7	5.6	80.06	128.85	1:03.8	82.16	132.22	9
4)	77	Andres SERRANO	Predator Bowles	10	10:57.0	7.9	79.78	128.39	1:04.1	81.77	131.60	5
5)	16	Ian JORDAN	Royale RP26	10	11:05.7	16.6	78.74	126.72	1:05.3	80.27	129.18	2
6)	5	Raymond MOORE	Leastone JH002	10	11:11.3	22.2	78.08	125.66	1:06.0	79.42	127.81	7
7)	6	Brian HEARTY	CCO Sheane	10	11:11.7	22.6	78.03	125.58	1:05.4	80.15	128.98	3
8)	1	Patrick OWENS	Sheane RV93	10	11:12.7	23.6	77.92	125.40	1:06.4	78.94	127.04	7
9)	2	Gerry O'REILLY	Sheane	10	11:14.0	24.9	77.77	125.16	1:05.5	80.02	128.79	7
10)	4	Paul HEAVEY	Leastone JH002	10	11:18.3	29.2	77.28	124.36	1:06.0	79.42	127.81	6
11)	45	John BOWLES	Ray 87D	10	11:18.7	29.6	77.23	124.29	1:05.7	79.78	128.39	8
12)	37	Alan SHAW	Spyder Special	10	11:19.0	29.9	77.20	124.23	1:06.0	79.42	127.81	8
13)	91	Michael LISCHER	Sheane	10	11:29.9	40.8	75.98	122.27	1:06.8	78.47	126.28	6
14)	23	Matthew DUNNE	Sheane 94	10	11:32.4	43.3	75.70	121.83	1:07.1	78.12	125.72	6
15)	9	Johnny FLYNN	Scarab McAuley	10	11:33.5	44.4	75.58	121.64	1:07.3	77.88	125.34	10
16)	51	Mark LAWTON	Scarab Mk2	10	11:33.7	44.6	75.56	121.60	1:07.2	78.00	125.53	8
17)	46	Jon RANDALL	Kaimann	10	11:34.2	45.1	75.51	121.51	1:07.1	78.12	125.72	7
18)	7	John MAHON	Sheane RV92	10	11:42.8	53.7	74.58	120.03	1:07.9	77.20	124.23	6
19)	54	John HARRISON	ARI Mk1	10	11:43.2	54.1	74.54	119.96	1:06.9	78.35	126.09	10
20)	17	John STAPLETON	Sheane	10	11:43.5	54.4	74.51	119.91	1:07.3	77.88	125.34	9
21)	20	Pat CALLAHAN	Sheane Mahon FV95	10	11:45.8	56.7	74.26	119.52	1:06.2	79.18	127.42	10
22)	19	Dominic DILLON	Sheane FV93	10	11:46.8	57.7	74.16	119.35	1:08.1	76.97	123.87	9
23)	47	William ROY	Scarab Mk4	10	11:47.3	58.2	74.11	119.26	1:07.3	77.88	125.34	10
24)	71	John ROBINSON	Monaco	9	10:53.6	1 lap	72.18	116.16	1:09.1	75.86	122.08	3
25)	38			9	11:39.9	1 lap	67.40	108.47	1:10.6	74.24	119.48	3

-----Not Classified-----

41	Pat DONEGAN	Sheane FV	6	DNF					1:06.4	78.94	127.04	6
50	Dave JORDAN	Sheane Mk2 '91	0	DNF								

-----Fastest Lap-----

42 Erwin GASSER      Mega V1      1:03.4      82.68      133.05

PROVISIONAL RESULTS - Issued at 16:22

..... *Alm* ..... Chief Timekeeper

16:25



# Results of Race No:

# 18

Race No. 18      15 Laps      21.84 Miles      35.15 Kms      Start Time 16:22

## NEWY JEWELLERS SUPERSPORTS & CLOSED WHEEL LIBRE

PEMBREY - 30th APRIL 1995

POS.	No.	Cl.	DRIVER	CAR	LAPS	TIME	BEHIND	MPH	KPH	BEST	MPH	KPH	ON
1)	4	A	Reg WOODCOCK	Westfield 11	15	16:09.7		81.08	130.49	1:02.0	84.54	136.06	9
2)	24	I	Alisdair SOUTHALL	Vauxhall Caterham	15	16:12.8	3.1	80.82	130.07	1:03.5	82.54	132.84	9
3)	95	I	Warwick BANKS	MGB Roadster	15	16:37.5	27.8	78.82	126.85	1:04.5	81.27	130.78	11
4)	19	I	John SCHEIDER	Caterham 7	15	16:43.1	33.4	78.38	126.14	1:04.6	81.14	130.58	4
5)	99	I	Jon MILICEVIC	Caterham Super Sp	15	16:43.2	33.5	78.37	126.13	1:04.8	80.89	130.18	4
6)	69	I	Colin WILLIAMS	Sierra Cosworth	14	16:09.9	1 lap	75.66	121.76	1:06.9	78.35	126.09	12
7)	6	I	Nick OLSON	Lotus Esprit	14	16:10.0	1 lap	75.65	121.75	1:06.3	79.06	127.23	12
8)	9	A	Nigel BROWN	Leader 400	14	16:10.1	1 lap	75.64	121.74	1:06.9	78.35	126.09	7
9)	51	A	Steve NEWY	Westfield SEi	14	16:33.8	1 lap	73.84	118.83	1:08.2	76.86	123.69	3
10)	37	I	Paul KEEVIL	Lotus Elan 3	14	16:38.3	1 lap	73.51	118.30	1:09.2	75.75	121.90	10
11)	11	I	John COUPE	Porsche 911	14	16:40.2	1 lap	73.37	118.07	1:09.3	75.64	121.72	6
12)	14	I	Paul GASCOYNE	Caterham Super 7	14	16:46.7	1 lap	72.89	117.31	1:09.7	75.20	121.03	9
13)	27	B	Peter WILKS	Juno Stealth	13	16:09.8	2 laps	70.26	113.08	1:11.8	73.00	117.49	5
14)	8	I	Mike McLOUGHLIN	Suzuki Swift GTi	13	16:11.4	2 laps	70.15	112.89	1:12.7	72.10	116.03	2
15)	18	I	Roger DOWDEN	Darrian T90	13	16:17.4	2 laps	69.72	112.20	1:12.6	72.20	116.19	9
16)	17	I	James HAYMAN	Mini 7	13	16:29.0	2 laps	68.90	110.88	1:14.2	70.64	113.69	4
17)	31	I	Des OLSON	Fiesta XR2i	13	16:58.9	2 laps	66.88	107.63	1:16.1	68.88	110.85	5
18)	94	I	Graham WARWICK	Jaguar E Type	13	16:59.8	2 laps	66.82	107.53	1:14.6	70.26	113.08	2
19)	83	I	Dave GREEN	Daren Mk2	10	16:21.8	5 laps	53.39	85.92	1:07.8	77.31	124.42	8

-----Not Classified-----

81	I	John DENCH	Porche Carrera	12	DNF					1:09.9	74.99	120.68	4
73	I	Andrew STEVENS	Suzuki Swift	7	DNF					1:15.0	69.89	112.47	2
7	B	Trevor PHILLIPS	Sylva	1	DNF					1:19.1	66.27	106.64	1

-----Did Not Start-----

58	I	Clive DENHAM	Caterham 7										
60	I	John BAINES	Jaguar E Type										

-----Fastest Laps-----

4	A	Reg WOODCOCK	Westfield 11	1:02.0	84.54	136.06
27	B	Peter WILKS	Juno Stealth	1:11.8	73.00	117.49
24	I	Alisdair SOUTHALL	Vauxhall Caterham	1:03.5	82.54	132.84

Number 18 excluded from the race by the Clerk of the Course  
The times of cars 69 6 9 27 have been adjusted due to above

PROVISIONAL RESULTS - Issued at 17:10

.....*Neil*..... Chief Timekeeper

*Neil*  
17:32