



Thruxton

**Club Motor Racing
at its best**

6th September '98

Official Programme - £2.00

THRUXTON CIRCUIT - Programme Amendment Sheet
6th September 1998

Please add the following:

| | | Car | | | | | | |
|--------|----|-------|----------------|------------------|------|-----------|------|--|
| | No | CLASS | Driver/Entrant | Car Details | ccs | Hometown | CLUB | |
| Race 1 | 95 | C | Ian Brown | Caterham Super 7 | 1400 | Stevenage | 750 | |
| Race 2 | 8 | | Geoff Cogan | Sheane Mk2 | 1300 | Wirral | 750 | |
| Race 4 | 22 | B | Alan Collard | Hague 80 | 850 | Weymouth | 750 | |
| Race 6 | 58 | C | Terry Ludgrove | Reynard SF79 | 2000 | Brenchley | 750 | |
| Race 7 | 7 | R | Doug Newman | Radical | 1100 | Henfield | 750 | |
| Race 8 | 7 | A | Doug Newman | Caterham 7 | 2000 | Smalldole | 750 | |

Please delete the following:

| | | Car | | | | | | |
|--------|----|-------|----------------|------------------|------|-----------------|------|--|
| | No | CLASS | Driver/Entrant | Car Details | ccs | Hometown | CLUB | |
| Race 1 | 23 | C | Julian Pixton | Caterham | 1400 | Huntingdon | 750 | |
| Race 2 | 36 | | Geoff Dibben | Volksped V81 | 1300 | Richmond | 750 | |
| | 47 | | Bill Roy | Scarab Mk2 | 1300 | Acton | 750 | |
| | 80 | | Peter Cann | Predator | 1300 | Bury St Edmunds | 750 | |
| Race 3 | 42 | C | John Scott | Porsche 911 | 2993 | Droitwich | 750 | |
| Race 5 | 20 | B | Chris Rathbone | Sylva Striker | 1600 | Tamworth | 750 | |
| Race 4 | 17 | B | Graham Morris | Reliant Rapide | 850 | Wheaton Aston | 750 | |
| | 29 | B | Steve Gardiner | Marrow Mk1 | 850 | Market | 750 | |
| | 51 | B | Dave Hargrave | Centaur | 850 | Sheffield | 750 | |
| Race 7 | 44 | B | Geoff Gordon | Shrike P15 | 2000 | Sandridge | 750 | |
| Race 8 | 15 | A | Sean Lockyear | Caterham Super 7 | 1998 | Horsham | 750 | |



This meeting is held under the General Regulations of the RACMSA Ltd (incorporating the provisions of the International Sporting Code of the FIA) and the Supplementary Regulations, Final Instructions and any written instructions which the Organisers issue

for the race meeting. RACMSA Permit No: 53428.


TIMETABLE of EVENTS

(all times are approximate and may be brought forward by up to 20 minutes)

| | Practice | Race |
|--|----------|------|
| 1 Goldarts 7 Championship classes C & D | 9.00 | 2.30 |
| 2 Hella Formula Vee Championship | 10.25 | 2.55 |
| 3 H.R.Owen Roadsports Championship | 10.50 | 3.20 |
| 4 750 Motor Club 750 Formula Championship | 11.15 | 3.45 |
| 5 ACS Limited Kit Car Championship | 11.40 | 4.10 |
| 6 Yokohama Formula 4 Championship | 12.05 | 4.35 |
| 7 750 Motor Club Clubsports 2000 Championship | 12.30 | 5.00 |
| 8 Goldarts 7 Championship classes A & B | 12.55 | 5.25 |
| 9 Demon Tweeks/Yokohama/CCC Hot Hatch Championship | 1.20 | 5.50 |

The organisers reserve the right, with the permission of the Stewards of the Meeting and/or the Clerk of Course, to change the order in which events are run and to postpone, cancel or abandon the meeting or any part thereof.

This meeting is promoted by
BARC (Thruxton) Limited



RACE MEETING OFFICIALS

RACMSA STEWARD

J.R. Oliver

CLERKS OF COURSE

F. Blann B. Cottrell

DEPUTY CLERKS

A. Elcomb D. Stanley

CLUB STEWARDS

V. Ayres K. Messer

TIMEKEEPERS

A. Preston (Chief)

L. Jones A. Jones

D. Stevens T. Stevens

S. Stevens A. Stevens

SCRUTINEERS

D.F.D. Smith (Chief)

N. Jones S. Ford

H. Fisher P. Beaumont

A. Billet D. Lovie

INCIDENT OFFICER

A. Bennett

CHIEF MARSHALS

P. Harding (750MC)

T. Jackson (BARC)

CHIEF OBSERVER

P. Stenning

CHIEF MEDICAL OFFICER

Dr. G. Kitson

RACE RESCUE UNIT

750 Motor Club BRSCC

COMMENTATORS

A. Hyde; A. Coles; G. Champion.

SECRETARY OF THE MEETING

Robin Knight

MARSHALS

750 Motor Club BARC

BMRMC & friends

Race 1**8 Laps****GoldArts/Lotus 7 Club 7 Championship**

| NO | CLASS | DRIVER | CAR DETAILS | CCS | HOMETOWN | CLUB |
|----|-------|-------------------|------------------------|-------|------------------|------|
| 3 | C | Paul Bailey | Caterham 7 | 1400. | Oxford | 750 |
| 4 | C | Neil Turner | Caterham Supersport | 1400. | Bristol | 750 |
| 5 | D | James Harvey | Caterham 7 Classic | 1598. | Wincanton | 750 |
| 6 | C | Nigel Horsman | Caterham 7 Supersport | 1400. | Castle Donington | 750 |
| 8 | D | Laurence Finlay | Caterham Classic | 1598. | St Albans | 750 |
| 16 | C | William Brown | Caterham 7 | 1400. | Windlesham | 750 |
| 22 | C | Ashley Croft | Caterham 7 | 1400. | Letchworth | 750 |
| 23 | C | Julian Pixton | Caterham Supersport | 1400. | Huntingdon | 750 |
| 28 | C | Phillip Reygate | Caterham 7 | 1400. | Limpsfield | 750 |
| 36 | C | David Litchfield | Caterham 7 Supersports | 1400. | Wimbledon | 750 |
| 37 | C | Adrian Watt | Caterham 7 Supersports | 1400. | Peterborough | 750 |
| 38 | D | John Killick | Caterham 7 Classic | 1600. | Dartford | 750 |
| 44 | C | Peter Haynes | Caterham 7 Supersports | 1400. | Redhill | 750 |
| 45 | C | Miles Moorhouse | Caterham 7 | 1400. | Reigate | 750 |
| 54 | C | Philip Richardson | Caterham Super 7 | 1400. | Windlesham | 750 |
| 56 | C | Paul Coombs | Caterham Supersport | 1396. | Salisbury | 750 |
| 59 | C | Peter Jeffs | Caterham Supersports | 1400. | Hook | 750 |
| 61 | C | James Dutson | Caterham Supersport | 1400. | Christchurch | 750 |
| 66 | C | Matthew Bailey | Caterham 7 Supersports | 1400. | Oxford | 750 |
| 71 | C | Peter Grundy | Caterham 7 Supersports | 1400. | Ringwood | 750 |
| 78 | C | Nicholas Fairman | Caterham 7 | 1400. | Cobham | 750 |
| 82 | D | Martyn Butcher | Caterham Scholarship | 1600. | Brierley Hill | 750 |
| 89 | D | Julian Atkinson | Caterham Classic | 1600. | Englefield Green | 750 |

The 1998 GoldArts/Lotus 7 Club 7 Championship is for Caterham / Lotus 7 running in 4 classes. Class A is for 1700 Xflow, 2000cc Vauxhall and Ford Zetec, 1700 twincam & 1600 K series; B includes 1600cc twincam, 1800 Ford Zetec, 1800, 1600 & 1400cc K Series; C is for controlled 1400cc K Series; D is for Classic/Scholarship cars with 1600 Xflow or Vauxhall engined cars. All have to run on a choice of Yokohama tyres and a minimum weight of 600 kgs including the driver.

Race 2**8 Laps****Hella Formula Vee Championship**

| NO | DRIVER | CAR DETAILS | CCS | HOMETOWN | CLUB |
|----|---------------------|-----------------|-------|-----------------|------|
| 1 | Trevor Welsh | Scarab GAC | 1300. | Durham | 750 |
| 2 | Ray Moore | Leastone JH0002 | 1300. | Dublin | 750 |
| 4 | Jon Randall | Kaimann | 1300. | Stondon Massey | 750 |
| 5 | Ian Jordan | Royale RP26 | 1300. | Tonbridge | 750 |
| 9 | Dave Jordan | Sheane 98 | 1300. | Hildenborough | 750 |
| 10 | Alan Harding | Scarab IV | 1300. | Stoney Stanton | 750 |
| 11 | Michele Maffei | Spyder | 1300. | Horsmonden | 750 |
| 12 | Martin Brown | Ray FV91 | 1300. | Sevenoaks | 750 |
| 14 | John Stapleton | Leastone JH002 | 1300. | Crayford | 750 |
| 15 | Graham Card | Sheane GAC | 1300. | Aylesbury | 750 |
| 17 | Tom Watson | Sheane FV/96 | 1300. | Winchester | 750 |
| 18 | Jeremy Clark | Spyder GAC | 1300. | Waltham Abbey | 750 |
| 21 | Derek Willetts | Falcon Mk2 | 1300. | Great Barr | 750 |
| 22 | Ian Dykes | Scarab Mk2 | 1300. | Towcester | 750 |
| 24 | Alan Robinson | Ray FV96A | 1300. | Alsager | 750 |
| 25 | Chris Marshall | Scarab Mk2 | 1300. | Daventry | 750 |
| 28 | Patrick Sherrington | Caldwell D13 | 1300. | Llanishen | 750 |
| 31 | Geoff Moore | Ray 97 | 1300. | Hackney | 750 |
| 33 | Lash McCall | Sheane GAC | 1300. | London | 750 |
| 34 | Anthony Mitchell | Scarab Mk3 | 1300. | Godstone | 750 |
| 35 | Richard Page | Scarab Mk 2 | 1300. | Farnham | 750 |
| 36 | Geoff Dibben | Volksped V81 | 1300. | Richmond | 750 |
| 41 | Neil Jackson | Scarab Mk2 | 1300. | Wellesbourne | 750 |
| 42 | Gordon Weir | Scarab Mk4 | 1300. | Littleborough | 750 |
| 43 | Michael Hughes | Sheane 90 | 1300. | Coventry | 750 |
| 45 | Bill Burnett | Sheane | 1300. | Fordcombe | 750 |
| 46 | Nik Baatz | Baatz GAC | 1300. | High Wycombe | 750 |
| 47 | Bill Roy | Scarab Mk2 | 1300. | Acton | 750 |
| 48 | John Bowles | Ray 97 | 1300. | Sevenoaks | 750 |
| 49 | Marcos Burnett | Sheane | 1300. | Twickenham | 750 |
| 52 | Steve Cooper | Scarab Mk2 | 1300. | Nottingham | 750 |
| 66 | Brian Simpson | R + SS Scarab | 1300. | Ilkeston | 750 |
| 69 | Dustin Barnes | Sheane 90 | 1300. | Rotherfield | 750 |
| 70 | Warwick Barnes | Sheane 97B | 1300. | Rotherfield | 750 |
| 73 | Martyn Donn | Scarab Mk3 | 1300. | Cheltenham | 750 |
| 76 | Erle Minhinnick | Sheane | 1300. | Maidenhead | 750 |
| 77 | John Palfrey | Sheane 94 | 1300. | Gt Yeldham | 750 |
| 80 | Peter Cann | Predator | 1300. | Bury St Edmunds | 750 |
| 83 | Lee Atkins | Sheane | 1300. | Portchester | 750 |

The fastest 34 cars from practice will compete in this race.

Race 3**8 Laps****H.R. Owen Roadsports Championship**

| NO | CLASS | DRIVER | CAR DETAILS | CCS | HOMETOWN | CLUB |
|----|-------|-------------------|----------------------|-------|--------------------|------|
| 1 | B | Paul Keevill | Lotus Elan S3 | 1598. | Hemel Hempstead | 750 |
| 3 | A | Kevin Ginger | Triumph Spitfire | 1296. | West Grinstead | 750 |
| 4 | C | John Hazzard | Lotus Esprit | 2200. | Hemel Hempstead | 750 |
| 6 | A | Steve Crane | Triumph Spitfire | 1300. | Leicester | 750 |
| 7 | A | Martyn Adams | Triumph Spitfire | 1332. | Castle Donington | 750 |
| 8 | C | Rob Wells | Morgan + 8 | 3500. | Colindale | 750 |
| 22 | A | Brian Cook | MG Midget | 1330. | Oxford | 750 |
| 28 | B | Mark Phillips | Lotus Elise Sport | 1800. | Chiswick | 750 |
| 29 | A | Dave Broadway | MG Midget | 1300. | Litton | 750 |
| 36 | A | Russell Williams | Triumph Spitfire | 1300. | Sandhurst | 750 |
| 37 | B | Steven Elvy | Datsun 240ZG | 2393. | Thornton Cleveleys | 750 |
| 38 | C | Keith Waters | Porsche 911SC | 2993. | Partridge Green | 750 |
| 39 | A | Michael Eagles | Turner Mk 1 | 1220. | London | 750 |
| 42 | C | John Scott | Porsche 911 | 2993. | Droitwich | 750 |
| 44 | A | Bob Moseley | Triumph Spitfire | 1300. | Redditch | 750 |
| 46 | B | John Lyon | Ginetta G27 | 1796. | Wellesbourne | 750 |
| 47 | A | Peter Whiteman | Triumph Spitfire | 1300. | Farnham | 750 |
| 49 | C | Stephen Storey | Porsche 924 Turbo | 1984. | Uxbridge | 750 |
| 50 | A | Andrew Vowell | Triumph Spitfire | 1296. | Frome | 750 |
| 55 | D | Steve Adams | Triumph GT6 | 1998. | Northampton | 750 |
| 57 | D | Christopher Varey | Porsche 924 | 1984. | Cirencester | 750 |
| 59 | C | Mark Walklett | Ginetta G4 | 1998. | Colchester | 750 |
| 63 | C | Richard Winward | TVR 3000M | 2994. | Whaddon | 750 |
| 65 | B | Geoff Evison | Lotus Elise Sport | 1800. | London | 750 |
| 66 | B | Philip Gladman | Lotus Elise Sport | 1800. | Chiswick | 750 |
| 67 | B | Natasha Bell | MGB Roadster | 1800. | Chiswick | 750 |
| 87 | C | Richard Lloyd | Morgan + 8 | 3900. | Burley | 750 |
| 88 | C | Brian Cowan | Aston Martin Vantage | 5340. | Pinner | 750 |

The H.R. Owen Roadsports Championship is the most varied and competitive sports car category in the country, attracting cars from four decades and over ten different manufacturers, with five carefully chosen class structures to ensure close competition for everyone.

Race 4**8 Laps****750 Formula Championship**

| NO | CLASS | DRIVER | CAR DETAILS | CCS | HOMETOWN | CLUB |
|----|-------|----------------|----------------|------|-------------------|------|
| 1 | | Mick Harris | Darvi 877 | 850. | High Wycombe | 750 |
| 2 | | Bob Simpson | SS Reliant | 850. | West Drayton | 750 |
| 3 | | Pete Knipe | DNC | 850. | Bracknell | 750 |
| 4 | | Antony Raine | Centaur | 850. | Verwood | 750 |
| 5 | | Peter Bove | Darvi 88/P | 850. | Essendon | 750 |
| 9 | | Tim Cousins | Darvi Mk5 | 850. | Peterborough | 750 |
| 17 | B | Graham Morris | Reliant Rapide | 850. | Wheaton Aston | 750 |
| 18 | B | Andrew Lake | Darvi Mk5B | 850. | Bedford | 750 |
| 21 | B | Paul Morris | Wessex Hague | 850. | Fareham | 750 |
| 25 | B | Stuart Olley | Arcos 9 | 850. | Ashtead | 750 |
| 27 | B | Sue Buxton | Darvi Mk5/97 | 850. | West Malling | 750 |
| 28 | B | Ian Turner | Hague 81 | 850. | Weymouth | 750 |
| 29 | B | Steve Gardiner | Marrow Mk1 | 850. | Market Harborough | 750 |
| 30 | B | Peter Sleight | Darvi Mk5 | 850. | Worthing | 750 |
| 36 | B | Carl Bustin | Harrison | 850. | Bracknell | 750 |
| 42 | B | Martin Kemp | Darvi Mk6 | 850. | Aldershot | 750 |
| 43 | | Dick Harvey | Darvi - 91D | 850. | Totteridge | 750 |
| 50 | B | Rodney Hill | Mystic T4/21 | 850. | Ashby De La Zouch | 750 |
| 51 | B | Dave Hargrave | Centaur | 850. | Sheffield | 750 |
| 52 | B | Mick Burrows | Hart 98 | 850. | High Wycombe | 750 |
| 67 | B | Manuel Hughes | Gallard J2 | 850. | Barton Hartshorn | 750 |
| 99 | B | Adrian Daniels | Kaz 96 | 850. | Reading | 750 |

CURRENT CHAMPIONSHIP POSITIONS

| | | | | | | | | |
|-----|-------------|-----|-----|------------|-----|-----|---------------|-----|
| 1st | Bob Simpson | 213 | 3rd | Pete Knipe | 188 | 5th | Carl Bustin | 109 |
| 2nd | Tim Cousins | 199 | 4th | Peter Bove | 184 | 6th | Peter Sleight | 109 |

750 Formula is for lightweight two-seater sports racing cars and was originally introduced by the 750 MC in 1949, as its first racing formula. The regulations provide ample scope for the budding amateur to design and build his own car, and to develop his skills in chassis / suspension design and engine tuning within carefully controlled limits; alternatively there are often suitable cars available for sale from within the formula.

Race 5**8 Laps****ACS Limited Kit Car Championship**

| NO | CLASS | DRIVER | CAR DETAILS | CCS | HOMETOWN | CLUB |
|-------|-------|-----------------------|-------------------|-------|--------------------|------|
| 3 | A | Bill Battey | Autotune Gemini | 3528. | Chorleywood | 750 |
| 5 | A | Matthew Lewis | Eldon Roadster | 3528. | Woking | 750 |
| 6 | A | Jonathan White | Sylva Striker | 1660. | Frome | 750 |
| 7 | B | Andrew Owen | Sylva Phoenix | 1600. | Welwyn Garden City | 750 |
| 10 | B | John Sims | Westfield SE | 1300. | Hockley | 750 |
| 11 | B | Tony Edwards | Westfield SE | 1660. | Poynton | 750 |
| 16 | A | Matthew Sturmer | Sylva Mk4 | 1700. | Horsham | 750 |
| 17 | A | Ian Coles | Westfield SE | 1660. | Sompting | 750 |
| 19 | B | Martin Smith | Vindicator Vulcan | 1660. | Warley | 750 |
| 20 | B | Chris Rathbone | Sylva Striker | 1600. | Tamworth | 750 |
| 21 | A | Clive Turner | Autotune Gemini | 3000. | West Hallam | 750 |
| 26 | A | Nigel Brown | Leader 400 | 3500. | Great Barr | 750 |
| 31 | B | Richard Daw | Sylva Phoenix | 1660. | Preston Bissett | 750 |
| 34 | A | Nicholas Craddock | Westfield SE | 1600. | Pewsey | 750 |
| 36 | A | Cliff Barnes | YKC Roadster | 3500. | Andover | 750 |
| 37 | A | David Robinson | Sylva Striker | 2100. | Rotherfield | 750 |
| 41 | A | Mark Dollimore | Fisher Fury | 1700. | Bromham | 750 |
| 42 | A | Tom Thornton | Sylva Striker Mk2 | 1700. | Wimbledon | 750 |
| 45 | B | Barry Obey | Sylva Striker Mk2 | 1660. | Gt. Ellingham | 750 |
| 46 | A | Foster Lewins | Westfield SEI | 1700. | Chesterfield | 750 |
| 49 | B | Ian Creba | Vindicator Vulcan | 1660. | Kings Norton | 750 |
| 50 | B | Edward Hasler | Westfield SE | 1630. | Woodford Green | 750 |
| 51 | B | Clive Hudson | Sylva Phoenix | 1660. | Litchborough | 750 |
| 54 | A | Andrew Ward | Sylva Striker | 1700. | Kettering | 750 |
| Res 3 | A | Dick Hartle | Sylva Leader SS | 1700. | Meopham | 750 |
| 59 | A | John Kalli | Vindicator Vulcan | 1700. | Selsey | 750 |
| 60 | A | Andy Sterling | Dax Rush | 3600. | Brockenhurst | 750 |
| 61 | A | Ian Fletcher | Fletcher Hornet | 3500. | Huntingdon | 750 |
| 62 | A | Phil Needham | Fisher Fury | 1600. | Sevenoaks | 750 |
| 64 | A | Brian Dean | Sylva Phoenix | 1640. | Leicester | 750 |
| 67 | B | Charles Sterling | Sylva Phoenix | 1660. | Walkern | 750 |
| Res 1 | A | Allan Lloyd | Westfield SE | 1600. | Basingstoke | 750 |
| 73 | B | Frank Steele Mortimer | Sylva Mk4 | 1660. | Holywell | 750 |
| Res 2 | B | Nick Flynn | Sylva Striker | 1700. | Frome | 750 |
| 77 | B | Mark Owen | Sylva Striker | 1600. | Welwyn Garden City | 750 |
| 80 | B | Richard Colman | Sylva Mk4 | 1630. | Towcester | 750 |
| 85 | B | Paul Evans | Sylva Phoenix | 1660. | Plymouth | 750 |

All cars practice. Reserves replace any withdrawn or cancelled entries.

Race 6**8 Laps****Yokohama Formula 4 Championship**

| NO | CLASS | DRIVER | CAR DETAILS | CCS | HOMETOWN | CLUB |
|----|-------|-----------------|-----------------|-------|-----------------|------|
| 6 | A | John Moore | Ethyl Jay | 1600. | Sandhurst | 750 |
| 7 | B | Gary Dexter | Van Diemen RF83 | 2000. | Toddington | 750 |
| 9 | A | Mike Webber | Van Diemen FR90 | 1600. | Gosport | 750 |
| 12 | A | Clive Yorath | Delta T814 | 1600. | Cheltenham | 750 |
| 14 | A | Erwin Smiech | Reynard SF86 | 1600. | Lincoln | 750 |
| 16 | A | Charles Adrian | Delta T92 BW | 1600. | Worcester | 750 |
| 17 | C | Nigel Payne | Delta | 2000. | Chertsey | 750 |
| 21 | C | Adrian Holey | Delta T78 | 2000. | Harrogate | 750 |
| 22 | C | James Bolton | Delta T79SBR | 2000. | Wokingham | 750 |
| 25 | A | David Dawson | Lotus/Ford | 1600. | Preston | 750 |
| 30 | B | Stuart Wright | Van Diemen RF82 | 2000. | Bromsgrove | 750 |
| 33 | B | Stephen Ward | Van Diemen RF82 | 2000. | Kettering | 750 |
| 35 | B | John Woodward | Royale RP30 | 2000. | London | 750 |
| 37 | A | John Richardson | Delta T78 | 1600. | Catford | 750 |
| 38 | C | Paul Fellows | Royale RP27 | 2000. | Cambridge | 750 |
| 39 | B | Steven Connor | Van Diemen RF82 | 2000. | Ightham | 750 |
| 40 | B | Ray Gardner | Van Diemen RF82 | 2000. | Sible Hedingham | 750 |
| 43 | B | Bob Pearson | Royale RP30 | 2000. | Didcot | 750 |
| 44 | B | Iain Rowley | Argo JM14 | 2000. | Reading | 750 |
| 47 | B | Nicholas Owen | Van Diemen RF82 | 2000. | Gt Bookham | 750 |
| 50 | B | Clive Wood | Van Diemen RF82 | 2000. | Christchurch | 750 |
| 54 | C | Mark Pearson | Royale RP27 | 2000. | Didcot | 750 |
| 56 | B | Matthew Sims | Van Diemen RF82 | 2000. | Newbury | 750 |
| 70 | B | Sam Hancock | Can Diemen RF82 | 2000. | Odiham | 750 |
| 71 | A | Shaun Macklin | Van Diemen RF87 | 1600. | Romsey | 750 |
| 72 | B | Tony Hancock | Van Diemen RF82 | 2000. | Odiham | 750 |
| 77 | A | Bob Davis | Ray | 1600. | Sowerby | 750 |
| 81 | B | Amnon Needham | Van Diemen RF82 | 2000. | Hendon | 750 |
| 83 | B | Stuart Boyer | Van Diemen RF83 | 2000. | Thatcham | 750 |
| 96 | B | Roy Wright | Van Diemen RF82 | 2000. | Stourport | 750 |

The 1998 Yokohama Formula 4 Championship provides the technical sophistication of slicks and wings in an affordable single seater championship. Class A allows any design of chassis using either 1300 or 1600 Ford engines, class B is for pre '83 FF2000 cars and class C for pre Dec '80 FF2000 cars.

Race 7**8 Laps****Clubsports 2000 Championship**

| NO | CLASS | DRIVER | CAR DETAILS | CCS | HOMETOWN | CLUB |
|----|-------|----------------------|-------------------------|-------|-----------------|------|
| 1 | I | Rupert Russell | Van Diemen RF94 | 1993. | Kislingbury | 750 |
| 2 | A | Richard Gilmour | Mallock U2 18/25 | 1600. | Marsham | 750 |
| 4 | B | Jonathan Loader | Tiga SC84 | 2000. | Chippenham | 750 |
| 9 | A | Colin Cox | Shrike P15 | 1600. | Fleet | 750 |
| 11 | B | Colin Feyerabend | Lola T90/90 | 2000. | Bromley | 750 |
| 18 | B | Nick Barnett | Lola T86/90 | 2000. | London | 750 |
| 27 | B | Dallas Jackson | Shrike P15 | 2000. | Wickford | 750 |
| 31 | B | Mike Dodd | Royale S2000M/RP27 | 2000. | Wells | 750 |
| 33 | A | Mike Fry | WEV | 1300. | Manchester | 750 |
| 36 | B | Patrick Murphy | Crossle 42S | 2000. | Billingshurst | 750 |
| 37 | R | Sam Allpass | Radical Clubsports 1100 | 1100. | Barnes | 750 |
| 38 | A | John Woodward | Tiga 87B | 1600. | London | 750 |
| 42 | R | Brian Casey | Radical Clubsports 1100 | 1100. | Bromley | 750 |
| 44 | B | Geoff Gordon | Shrike P15 | 2000. | Sandridge | 750 |
| 45 | A | Ian Smith | Mallock Mk8 | 1600. | Spalding | 750 |
| 48 | A | Paul Rider | Davis T7 | 1300. | Rayleigh | 750 |
| 50 | R | Michael Ashley Brown | Radical Clubsports 1100 | 1100. | London | 750 |
| 55 | A | Rupert Crook | Mallock Mk27SG | 1600. | Wootton Bassett | 750 |
| 60 | A | Andrew Darby | AJD Clubsport | 1600. | Weston Favell | 750 |
| 66 | R | Jamie Vale | Radical Clubsport | 1100. | Melton Mowbray | 750 |
| 71 | R | Phil Abbott | Radical Clubsports 1100 | 1100. | Eastrea | 750 |
| 72 | R | Mick Hyde | Radical Clubsports 1100 | 1100. | Macclesfield | 750 |
| 73 | R | Ginny Hyde | Radical Clubsport | 1100. | Macclesfield | 750 |
| 75 | B | Paul Stevenson | Rawlson SP2000 | 2000. | Reading | 750 |
| 76 | R | Mike Roberts | Radical Clubsport | 1100. | Hailsham | 750 |
| 77 | R | Tim Greaves | Radical Clubsports 1100 | 1100. | Cumnor | 750 |

The 1998 ClubSports 2000 Championship is for two seater sports racing cars, run in 3 classes. Class A allows the amateur designer/constructor virtually unlimited freedom of chassis and suspension design and uses either the 1300 Xflow or 1600 CVH engine; Class B is for Sports 2000 cars. Class R is for the Radical Clubsport 1100, running with a Kawasaki 100cc engine & gearbox.

Race 8**8 Laps****Goldarts/Lotus 7 Club 7 Championship**

| NO | CLASS | DRIVER | CAR DETAILS | CCS | HOMETOWN | CLUB |
|----|-------|----------------|------------------------|-------|------------------|------|
| 1 | A | Martin Stewart | Caterham Super 7 | 2000. | Dartford | 750 |
| 13 | A | Alan Maynard | Caterham Super 7 | 2000. | Washington | 750 |
| 14 | A | Jon Milicevic | Caterham Super 7 | 1700. | Towcester | 750 |
| 15 | A | Sean Lockyear | Caterham Super 7 | 1998. | Horsham | 750 |
| 17 | A | Mark Turner | Caterham HPC | 2000. | Henley On Thames | 750 |
| 19 | A | Chris Porritt | Caterham 7 Supersprint | 1588. | Solihull | 750 |
| 20 | A | Roger Nunns | Caterham Super 7 | 1700. | Felsted | 750 |
| 21 | A | Peter Shaw | Caterham Super 7 | 2000. | Basingstoke | 750 |
| 25 | A | John Pragnell | Caterham 7 | 1700. | Brackley | 750 |
| 26 | A | Peter Lawrence | Caterham HPC | 1998. | Thame | 750 |
| 29 | A | Rich Milburn | Caterham Supersprint | 2000. | Bathford | 750 |
| 34 | B | Jamie Unwin | Caterham 7 | 1600. | Uckfield | 750 |
| 55 | A | Lol Pilfold | Caterham 7 | 2000. | East Preston | 750 |
| 70 | A | Keith Dunn | Caterham Super 7 | 1700. | Droitwich Spa | 750 |
| 73 | A | Lee Harasyn | Caterham 7 | 2000. | Guildford | 750 |
| 75 | A | Tony Butler | Caterham Super 7 | 1997. | Winchester | 750 |
| 77 | B | Barry Ely | Lotus 7 S2 | 1598. | Woodford Green | 750 |
| 81 | A | Mike Turnbull | Caterham Super 7 | 1700. | London | 750 |
| 83 | B | Mark Pomeroy | Lotus 7 S4 | 1558. | Elstree | 750 |
| 98 | B | Timothy Lamb | Caterham 7 | 1600. | Clevedon | 750 |
| 0 | A | John Schneider | Caterham 7 | 1588. | London | 750 |

The 1998 GoldArts/Lotus 7 Club 7 Championship is for Caterham / Lotus 7 running in 4 classes. Class A is for 1700 Xflow, 2000cc Vauxhall and Ford Zetec, 1700 twincam & 1600 K series; B includes 1600cc twincam, 1800 Ford Zetec, 1800, 1600 & 1400cc K Series; C is for controlled 1400cc K Series; D is for Classic/Scholarship cars with 1600 Xflow or Vauxhall engined cars. All have to run on a choice of Yokohama tyres and a minimum weight of 600 kgs including the driver.

Race 9

8 Laps

Demon Tweaks/Yokohama/CCC Hot Hatch Championship

| NO | CLASS | DRIVER | CAR DETAILS | CCS | HOMETOWN | CLUB |
|----|-------|----------------|-------------------|-------|---------------|------|
| 1 | B | Steve Taylor | Fiesta XR2 | 1600. | Swavesey | 750 |
| 2 | B | Carl Lawrence | Vauxhall Nova GTE | 1600. | Grimsby | 750 |
| 6 | B | Andrew Varey | Peugeot 205 GTi | 1600. | Lancaster | 750 |
| 8 | A | Tony Broom | Rover GTi | 1400. | Billingshurst | 750 |
| 11 | B | Simon Hill | Peugeot 205 GTi | 1600. | Stone | 750 |
| 22 | B | Gareth Penn | Peugeot 205 GTi | 1580. | Ilchester | 750 |
| 24 | B | Dave Coles | Peugeot 205 GTi | 1600. | Bordon | 750 |
| 29 | B | Stacy Vickers | VW Golf GTi | 1600. | Wantage | 750 |
| 30 | B | Andrew Ward | Ford XR2 | 1597. | Horton Heath | 750 |
| 31 | B | Roger Ebdon | Fiesta XR2 | 1600. | Romsey | 750 |
| 38 | B | Brian Allen | Fiesta XR2i | 1593. | Pattingham | 750 |
| 45 | A | Stephen Polley | Toyota Starlet | 1290. | Heathfield | 750 |
| 47 | B | Martin Culley | Ford Fiesta XR2 | 1600. | Baughurst | 750 |
| 52 | B | Marc Gliddon | MG Maestro | 1600. | Farnborough | 750 |
| 58 | B | Andy Elliott | Ford Fiesta XR2 | 1600. | Balcombe | 750 |
| 76 | B | Rob Minns | Fiesta XR2 | 1600. | Bromley | 750 |
| 84 | A | Mark Bush | Rover Metro GTi | 1400. | Kings Norton | 750 |
| 85 | B | Bernie Bowden | Vauxhall Nova GTE | 1600. | Slough | 750 |

| HOT HATCH CHAMPIONSHIP | | | | | | | | | | | |
|------------------------|---|--------------|-----|-----|---|----------------|-----|-----|---|---------------|----|
| 1st | B | Steve Taylor | 149 | 3rd | B | Andrew Varey | 104 | 5th | B | Paul Horton | 95 |
| 2nd | A | Tony Broom | 126 | 4th | A | Stephen Polley | 101 | 6th | B | Carl Lawrence | 90 |

Demon Tweaks, Yokohama tyres and Cars & Car Conversions Magazine are the main sponsors for this year's Hot Hatch Championship which attracts a wide range of popular hatchback cars of up to 1600cc (or 1400 multi-valve). Cars are allowed relatively limited engine and suspension modifications, standard pattern brakes and all must use the Yokohama A510 'control' tyre. This together with a weight penalty for leading cars ensures close racing without excessive budgets.

PROVISIONAL RESULT FOR RACE 1

GOLDARTS/LOTUS 7 Club 7 Championship

| POS | NO. | C1 | DRIVER | CAR | LAPS | RACE TIME | BEHIND | KPH | MPH | BEST LAP | ON | KPH | MPH |
|----------------|-----|-------------|------------------------|------------------------|-------------|-------------|---------|--------|---------|----------|--------|--------|-------|
| 1 | 44 | C | Peter HAYNES | Caterham 7 Supersports | 8 | 00:12:35.54 | | 144.53 | 89.80 | 1:32.74 | 3 | 147.18 | 91.45 |
| 2 | 45 | C | Miles MOORHOUSE | Caterham 7 | 8 | 00:12:35.73 | 0.19 | 144.49 | 89.78 | 1:32.25 | 7 | 147.96 | 91.94 |
| 3 | 22 | C | Ashley CROFT | Caterham 7 | 8 | 00:12:48.86 | 13.32 | 142.02 | 88.25 | 1:33.32 | 3 | 146.26 | 90.88 |
| 4 | 61 | C | James DUTSON | Caterham 7 Supersports | 8 | 00:12:49.04 | 13.50 | 141.99 | 88.23 | 1:33.08 | 4 | 146.64 | 91.12 |
| 5 | 28 | C | Phillip REYGATE | Caterham 7 | 8 | 00:12:49.32 | 13.78 | 141.94 | 88.19 | 1:33.11 | 3 | 146.59 | 91.09 |
| 6 | 4 | C | Neil TURNER | Caterham 7 Supersports | 8 | 00:13:01.14 | 25.60 | 139.79 | 86.86 | 1:34.40 | 5 | 144.59 | 89.84 |
| 7 | 36 | C | David LITCHFIELD | Caterham 7 Supersports | 8 | 00:13:01.47 | 25.93 | 139.73 | 86.82 | 1:35.03 | 5 | 143.63 | 89.25 |
| 8 | 78 | C | Nicholas FAIRMAN | Caterham 7 | 8 | 00:13:01.68 | 26.14 | 139.69 | 86.80 | 1:35.59 | 4 | 142.79 | 88.72 |
| 9 | 6 | C | Nigel HORSMAN | Caterham 7 Supersports | 8 | 00:13:01.98 | 26.44 | 139.64 | 86.77 | 1:35.39 | 2 | 143.09 | 88.91 |
| 10 | 71 | C | Peter GRUNDY | Caterham 7 Supersports | 8 | 00:13:04.64 | 29.10 | 139.17 | 86.47 | 1:35.63 | 2 | 142.73 | 88.69 |
| 11 | 95 | C | Ian BROWN | Caterham Super 7 | 8 | 00:13:07.84 | 32.30 | 138.60 | 86.12 | 1:35.55 | 7 | 142.85 | 88.76 |
| 12 | 5 | D | James HARVEY | Caterham 7 Classic | 8 | 00:13:08.45 | 32.91 | 138.49 | 86.05 | 1:35.65 | 2 | 142.70 | 88.67 |
| 13 | 16 | C | William BROWN | CATERham 7 | 8 | 00:13:20.97 | 45.43 | 136.33 | 84.71 | 1:35.02 | 4 | 143.65 | 89.26 |
| 14 | 82 | D | Martyn BUTCHER | Caterham 7 Scholarship | 8 | 00:13:21.14 | 45.60 | 136.30 | 84.69 | 1:37.27 | 4 | 140.32 | 87.19 |
| 15 | 38 | D | John KILLICK | Caterham 7 Classic | 8 | 00:13:21.30 | 45.76 | 136.27 | 84.67 | 1:36.54 | 4 | 141.39 | 87.85 |
| 16 | 89 | D | Julian ATKINSON | Caterham 7 Classic | 8 | 00:13:24.94 | 49.40 | 135.66 | 84.29 | 1:36.60 | 4 | 141.30 | 87.80 |
| 17 | 59 | C | Peter JEFFS | Caterham 7 Supersports | 8 | 00:13:35.62 | 1:00.08 | 133.88 | 83.19 | 1:38.49 | 7 | 138.59 | 86.11 |
| 18 | 8 | D | Laurence FINLAY | Caterham 7 Classic | 8 | 00:13:35.83 | 1:00.29 | 133.84 | 83.17 | 1:38.94 | 6 | 137.96 | 85.72 |
| 19 | 54 | C | Philip RICHARDSON | Caterham Super 7 | 8 | 00:13:48.51 | 1:12.97 | 131.80 | 81.89 | 1:39.62 | 8 | 137.01 | 85.13 |
| NOT CLASSIFIED | | | | | | | | | | | | | |
| 37 | C | Adrian WATT | Caterham 7 Supersports | 3 | 00:05:38.02 | D.N.F. | 121.14 | 75.27 | 1:33.68 | 2 | 145.70 | 90.53 | |
| 56 | C | Paul COOMBS | Caterham 7 Supersports | 2 | 00:03:18.32 | D.N.F. | 137.65 | 85.53 | 1:35.44 | 2 | 143.01 | 88.86 | |

FASTEST LAP

| | | | | | | | |
|----|---|-----------------|--------------------|---------|----------|------------|-----------|
| 45 | C | Miles MOORHOUSE | Caterham 7 | 1:32.25 | on lap 7 | 147.96 KPH | 91.94 MPH |
| 5 | D | James HARVEY | Caterham 7 Classic | 1:35.65 | on lap 2 | 142.70 KPH | 88.67 MPH |

Establish class lap records

AP
15:02 hrs

Mut

UNISYS service

750MC - THRUXTON

MST sports timing

DATE - 06-09-98

START - 14:33

WEATHER/TRACK - BRIGHT / DRY

ISSUED - 14:48

6.9.98

PROVISIONAL RESULT FOR RACE 2

Hella Formula Vee Championship

| POS | NO. | CI | DRIVER | CAR | LAPS | RACE TIME | BEHIND | KPH | MPH | BEST LAP | ON | KPH | MPH |
|----------------|-----|----|---------------------|----------------|------|-------------|---------|--------|-------|----------|----|--------|-------|
| 1 | 12 | | Martin BROWN | Ray FV91 | 8 | 00:12:07.46 | | 150.10 | 93.27 | 1:28.69 | 5 | 153.90 | 95.63 |
| 2 | 18 | | Jeremy CLARK | Spyder GAC | 8 | 00:12:10.78 | 3.32 | 149.42 | 92.84 | 1:29.24 | 5 | 152.95 | 95.04 |
| 3 | 8 | | Geoff COGAN | Sheane Mk2 | 8 | 00:12:12.40 | 4.94 | 149.09 | 92.64 | 1:29.58 | 4 | 152.37 | 94.68 |
| 4 | 5 | | Ian JORDAN | Royale RP26 | 8 | 00:12:15.58 | 8.12 | 148.45 | 92.24 | 1:30.40 | 4 | 150.99 | 93.82 |
| 5 | 66 | | Brian SIMPSON | R+SS Scarab | 8 | 00:12:17.92 | 10.46 | 147.98 | 91.95 | 1:29.67 | 4 | 152.22 | 94.58 |
| 6 | 69 | | Dustin BARNES | Sheane 90 | 8 | 00:12:29.73 | 22.27 | 145.65 | 90.50 | 1:31.49 | 2 | 149.19 | 92.70 |
| 7 | 10 | | Alan HARDING | Scarab IV | 8 | 00:12:46.62 | 39.16 | 142.44 | 88.50 | 1:32.64 | 5 | 147.34 | 91.55 |
| 8 | 83 | | Lee ATKINS | Sheane | 8 | 00:12:47.37 | 39.91 | 142.30 | 88.42 | 1:33.35 | 4 | 146.22 | 90.85 |
| 9 | 52 | | Steve COOPER | Scarab Mk2 | 8 | 00:12:49.87 | 42.41 | 141.84 | 88.13 | 1:32.92 | 5 | 146.89 | 91.27 |
| 10 | 4 | | Jon RANDALL | Kaimann | 8 | 00:12:50.04 | 42.58 | 141.80 | 88.11 | 1:32.91 | 5 | 146.91 | 91.28 |
| 11 | 9 | | Dave JORDAN | Sheane 98 | 8 | 00:12:50.55 | 43.09 | 141.71 | 88.05 | 1:34.18 | 6 | 144.93 | 90.05 |
| 12 | 76 | | Erle MINHINNICK | Sheane | 8 | 00:12:51.75 | 44.29 | 141.49 | 87.92 | 1:34.02 | 8 | 145.17 | 90.21 |
| 13 | 28 | | Patrick SHERRINGTON | Caldwell D13 | 8 | 00:12:53.77 | 46.31 | 141.12 | 87.69 | 1:33.73 | 5 | 145.62 | 90.48 |
| 14 | 33 | | Lash McCALL | Sheane GAC | 8 | 00:12:57.64 | 50.18 | 140.42 | 87.25 | 1:33.48 | 5 | 146.01 | 90.73 |
| 15 | 35 | | Richard PAGE | Scarab Mk2 | 8 | 00:12:57.85 | 50.39 | 140.38 | 87.23 | 1:34.83 | 7 | 144.93 | 89.44 |
| 16 | 45 | | Bill BURNETT | Sheane | 8 | 00:12:58.15 | 50.69 | 140.33 | 87.19 | 1:33.58 | 3 | 145.86 | 90.63 |
| 17 | 42 | | Gordon WEIR | Scarab Mk4 | 8 | 00:12:59.92 | 52.46 | 140.01 | 86.99 | 1:34.65 | 6 | 144.21 | 89.61 |
| 18 | 41 | | Neil JACKSON | Scarab Mk2 | 8 | 00:13:00.14 | 52.68 | 139.97 | 86.97 | 1:32.82 | 5 | 147.05 | 91.37 |
| 19 | 15 | | Graham CARD | Sheane GAC | 8 | 00:13:00.96 | 53.50 | 139.82 | 86.88 | 1:35.47 | 6 | 142.97 | 88.84 |
| 20 | 25 | | Chris MARSHALL | Scarab Mk2 | 8 | 00:13:01.06 | 53.60 | 139.80 | 86.87 | 1:35.18 | 7 | 143.41 | 89.11 |
| 21 | 14 | | John STAPLETON | Leastone JH002 | 8 | 00:13:01.30 | 53.84 | 139.76 | 86.84 | 1:35.15 | 3 | 143.45 | 89.13 |
| 22 | 48 | | John BOWLES | Ray 97 | 8 | 00:13:02.28 | 54.82 | 139.59 | 86.73 | 1:35.78 | 8 | 142.51 | 88.55 |
| 23 | 77 | | John PALFREY | Sheane 94 | 8 | 00:13:13.07 | 1:05.61 | 137.69 | 85.55 | 1:33.24 | 5 | 146.39 | 90.96 |
| 24 | 70 | | Warwick BARNES | Sheane 97B | 8 | 00:13:14.34 | 1:06.88 | 137.47 | 85.42 | 1:34.72 | 5 | 144.10 | 89.54 |
| 25 | 21 | | Derek WILLETTS | Falcon Mk2 | 8 | 00:13:37.21 | 1:29.75 | 133.62 | 83.02 | 1:39.52 | 7 | 137.15 | 85.22 |
| 26 | 24 | | Alan ROBINSON | Ray FV96A | 8 | 00:13:40.30 | 1:32.84 | 133.12 | 82.71 | 1:39.89 | 8 | 136.64 | 84.90 |
| 27 | 31 | | Geoff MOORE | Ray 97 | 7 | 00:12:14.14 | 1 LAP | 130.15 | 80.87 | 1:41.66 | 6 | 134.26 | 83.43 |
| 28 | 17 | | Tom WATSON | Sheane FV97 | 7 | 00:12:15.63 | 1 LAP | 129.88 | 80.70 | 1:42.15 | 4 | 133.62 | 83.03 |
| NOT CLASSIFIED | | | | | | | | | | | | | |
| 11 | | | Michele MAFFEI | Spyder | 6 | 00:09:08.92 | D.N.F. | 149.20 | 92.70 | 1:29.30 | 4 | 152.85 | 94.97 |
| 1 | | | Trevor WELSH | Scarab GAC | 5 | 00:07:40.93 | D.N.F. | 148.06 | 92.00 | 1:30.05 | 2 | 151.58 | 94.18 |
| 49 | | | Marcos BURNETT | Sheane | 4 | 00:06:26.30 | D.N.F. | 141.33 | 87.82 | 1:32.88 | 3 | 146.96 | 91.31 |
| 46 | | | Nik BAATZ | Baatz GAC | 3 | 00:04:51.50 | D.N.F. | 140.47 | 87.28 | 1:35.04 | 2 | 143.62 | 89.24 |
| 22 | | | Ian DYKES | Scarab Mk2 | 3 | 00:05:19.74 | D.N.F. | 128.07 | 79.57 | 1:41.43 | 3 | 134.57 | 83.62 |
| 34 | | | Anthony MITCHELL | Scarab Mk3 | 0 | 00:00:00.00 | | | | | | | |

FASTEST LAP

12 Martin BROWN Ray FV91 1:28.69 on lap 5 153.90 KPH 95.63 MPH
New lap record

Non-starters - 2 & 73

UNISYS service

750MC - THRUXTON


MST sports timing

DATE - 06-09-98

START - 14:59

WEATHER/TRACK - BRIGHT / DRY

ISSUED - 15:18


15:28 hrs.



PROVISIONAL RESULT FOR RACE 3

H.R.OWEN Roadsports Championship

| POS | NO. | CT | DRIVER | CAR | LAPS | RACE TIME | BEHIND | KPH | MPH | BEST LAP | ON | KPH | MPH |
|-----|-----|----|-------------------|----------------------|------|-------------|---------|--------|-------|----------|----|--------|-------|
| 1 | 59 | C | Mark WALKLETT | Ginetta G4 | 8 | 00:12:39.24 | | 143.82 | 89.36 | 1:33.01 | 2 | 146.75 | 91.19 |
| 2 | 66 | B | Philip GLADMAN | Lotus Elise | 8 | 00:12:48.56 | 9.32 | 142.08 | 88.28 | 1:31.28 | 5 | 149.53 | 92.91 |
| 3 | 46 | B | John LYON | Ginetta G27 | 8 | 00:12:52.64 | 13.40 | 141.33 | 87.81 | 1:33.17 | 5 | 146.50 | 91.03 |
| 4 | 65 | B | Geoff EVISON | Lotus Elise Sport | 8 | 00:12:54.24 | 15.00 | 141.03 | 87.63 | 1:33.05 | 7 | 146.69 | 91.15 |
| 5 | 8 | C | Rob WELLS | Morgan +8 | 8 | 00:12:57.37 | 18.13 | 140.47 | 87.28 | 1:34.77 | 2 | 144.03 | 89.49 |
| 6 | 28 | B | Mark PHILLIPS | Lotus Elise Sport | 8 | 00:12:58.05 | 18.81 | 140.34 | 87.20 | 1:33.92 | 7 | 145.33 | 90.30 |
| 7 | 4 | C | John HAZZARD | Lotus Espirit | 8 | 00:13:13.57 | 34.33 | 137.60 | 85.50 | 1:36.22 | 2 | 141.86 | 88.14 |
| 8 | 1 | B | Paul KEEVILL | Lotus Elan S3 | 8 | 00:13:14.92 | 35.68 | 137.37 | 85.35 | 1:37.06 | 6 | 140.63 | 87.38 |
| 9 | 87 | C | Richard LLOYD | Morgan +8 | 8 | 00:13:25.59 | 46.35 | 135.55 | 84.22 | 1:34.09 | 2 | 145.07 | 90.14 |
| 10 | 38 | C | Keith WATERS | Porsche 911SC | 8 | 00:13:28.05 | 48.81 | 135.13 | 83.97 | 1:37.78 | 5 | 139.59 | 86.74 |
| 11 | 88 | C | Brian COWAN | Aston Martin Vantage | 8 | 00:13:45.99 | 1:06.75 | 132.20 | 82.14 | 1:39.10 | 8 | 137.73 | 85.58 |
| 12 | 6 | A | Steve CRANE | Triumph Spitfire | 8 | 00:13:47.37 | 1:08.13 | 131.98 | 82.01 | 1:41.25 | 6 | 134.81 | 83.76 |
| 13 | 36 | A | Russell WILLIAMS | Triumph Spitfire | 8 | 00:13:47.89 | 1:08.65 | 131.89 | 81.95 | 1:40.75 | 7 | 135.48 | 84.18 |
| 14 | 7 | A | Martyn ADAMS | Triumph Spitfire | 8 | 00:13:53.21 | 1:13.97 | 131.05 | 81.43 | 1:41.81 | 5 | 134.07 | 83.30 |
| 15 | 67 | B | Natasha BELL | MGB Roadster | 8 | 00:14:12.60 | 1:33.36 | 128.07 | 79.58 | 1:44.01 | 4 | 131.23 | 81.54 |
| 16 | 3 | A | Kevin GINGER | Triumph Spitfire | 8 | 00:14:32.12 | 1:52.88 | 125.21 | 77.80 | 1:37.56 | 5 | 139.91 | 86.93 |
| 17 | 29 | A | Dave BROADWAY | MG Midget | 7 | 00:12:41.57 | 1 LAP | 125.46 | 77.95 | 1:38.46 | 4 | 138.63 | 86.14 |
| 18 | 37 | B | Steven ELVEY | Datsun 240ZG | 7 | 00:12:52.63 | 1 LAP | 123.66 | 76.84 | 1:47.20 | 6 | 127.33 | 79.11 |
| 19 | 39 | A | Michael EAGLES | Turner Mk1 | 7 | 00:13:09.37 | 1 LAP | 121.04 | 75.21 | 1:47.71 | 6 | 126.72 | 78.74 |
| 20 | 57 | B | Christopher VAREY | Porsche 924 | 7 | 00:13:23.87 | 1 LAP | 118.86 | 73.85 | 1:50.11 | 7 | 123.96 | 77.02 |
| 21 | 55 | D | Steve ADAMS | Triumph GT6 | 7 | 00:13:35.92 | 1 LAP | 117.10 | 72.76 | 1:52.36 | 6 | 121.48 | 75.48 |
| 22 | 50 | A | Andrew VOWELL | Triumph Spitfire | 7 | 00:13:44.95 | 1 LAP | 115.82 | 71.96 | 1:46.05 | 5 | 128.71 | 79.97 |
| 23 | 47 | A | Peter WHITEMAN | Triumph Spitfire | 7 | 00:14:04.37 | 1 LAP | 113.15 | 70.31 | 1:51.03 | 2 | 122.93 | 76.39 |


NOT CLASSIFIED

| | | | | | | | | | | | | | |
|----|---|---------------|-------------------|---|-------------|--------|--------|-------|---------|---|--------|-------|--|
| 22 | A | Brian COOK | MG Midget | 5 | 00:08:30.86 | D.N.F. | 133.59 | 83.01 | 1:38.36 | 3 | 138.77 | 86.23 | |
| 44 | A | Bob MOSELEY | Triumph Spitfire | 4 | 00:12:38.36 | D.N.F. | 71.99 | 44.73 | 1:47.09 | 3 | 127.46 | 79.20 | |
| 49 | C | Stephen DAVEY | Porsche 924 Turbo | 0 | 00:00:00.00 | | | | | | | | |

FASTEST LAP

| | | | | | | | | |
|----|---|----------------|------------------|---------|--------|---|------------|-----------|
| 66 | B | Philip GLADMAN | Lotus Elise | 1:31.28 | on lap | 5 | 149.53 KPH | 92.91 MPH |
| 59 | C | Mark WALKLETT | Ginetta G4 | 1:33.01 | on lap | 2 | 146.75 KPH | 91.19 MPH |
| 3 | A | Kevin GINGER | Triumph Spitfire | 1:37.56 | on lap | 5 | 139.91 KPH | 86.93 MPH |
| 55 | D | Steve ADAMS | Triumph GT6 | 1:52.36 | on lap | 6 | 121.48 KPH | 75.48 MPH |

Establish class lap records

 15.47 6/9/98



UNISYS service

750MC - THRUXTON

MST sports timing

DATE - 06-09-98

START - 15:22

WEATHER/TRACK - BRIGHT / DRY

ISSUED - 15:38

PROVISIONAL RESULT FOR RACE 4

750 Formula Championship

| POS | NO. | C1 | DRIVER | CAR | LAPS | RACE TIME | BEHIND | KPH | MPH | BEST LAP | ON | KPH | MPH |
|-----|-----|----|-----------------|--------------|------|-------------|---------|--------|-------|----------|----|--------|-------|
| 1 | 2 | | Bob SIMPSON | SS Reliant | 8 | 00:12:58.11 | | 140.33 | 87.20 | 1:34.36 | 2 | 144.65 | 89.88 |
| 2 | 9 | | Tim COUZENS | Darvi Mk5 | 8 | 00:13:00.34 | 2.23 | 139.93 | 86.95 | 1:34.98 | 8 | 143.71 | 89.29 |
| 3 | 1 | | Mick HARRIS | Darvi 877 | 8 | 00:13:00.65 | 2.54 | 139.88 | 86.91 | 1:34.04 | 4 | 145.14 | 90.19 |
| 4 | 4 | | Antony RAINE | Centaur | 8 | 00:13:05.65 | 7.54 | 138.99 | 86.36 | 1:35.73 | 6 | 142.58 | 88.59 |
| 5 | 22 | B | Alan COLLARD | Hague 80 | 8 | 00:13:05.77 | 7.66 | 138.97 | 86.35 | 1:35.92 | 6 | 142.30 | 88.42 |
| 6 | 30 | B | Peter SLEIGHT | Darvi Mk5 | 8 | 00:13:21.58 | 23.47 | 136.22 | 84.64 | 1:36.19 | 5 | 141.90 | 88.17 |
| 7 | 5 | | Peter BOVE | Darvi 88/P | 8 | 00:13:35.31 | 37.20 | 133.93 | 83.22 | 1:38.82 | 2 | 138.12 | 85.82 |
| 8 | 67 | B | Manuel HUGHES | Gallard J2 | 8 | 00:13:35.51 | 37.40 | 133.90 | 83.20 | 1:37.56 | 3 | 139.91 | 86.93 |
| 9 | 36 | B | Carl BUSTIN | Harrison | 8 | 00:13:35.95 | 37.84 | 133.82 | 83.15 | 1:39.47 | 8 | 137.22 | 85.26 |
| 10 | 52 | B | Michael BURROWS | Hart 98 | 8 | 00:13:50.03 | 51.92 | 131.55 | 81.74 | 1:39.74 | 3 | 136.85 | 85.03 |
| 11 | 18 | B | Andrew LAKE | Darvi Mk5B | 8 | 00:14:27.00 | 1:28.89 | 125.94 | 78.26 | 1:44.56 | 5 | 130.54 | 81.11 |
| 12 | 21 | B | Paul MORRIS | Wessex Hague | 8 | 00:14:28.16 | 1:30.05 | 125.78 | 78.15 | 1:44.52 | 8 | 130.59 | 81.14 |
| 13 | 99 | B | Adrian DANIELS | Kaz 96 | 8 | 00:14:31.10 | 1:32.99 | 125.35 | 77.89 | 1:45.11 | 6 | 129.86 | 80.69 |
| 14 | 27 | B | Sue BUXTON | Darvi Mk5/97 | 8 | 00:14:31.67 | 1:33.56 | 125.27 | 77.84 | 1:45.26 | 8 | 129.67 | 80.57 |
| 15 | 25 | B | Stuart OLLEY | Arcos 9 | 7 | 00:13:40.00 | 1 LAP | 116.52 | 72.40 | 1:53.40 | 6 | 120.36 | 74.79 |

NOT CLASSIFIED

| | | | | | | | | | | | | | |
|----|--|---|-------------|-----------|---|-------------|--------|--------|-------|---------|---|--------|-------|
| 3 | | | Peter KNIPE | DNC | 4 | 00:07:40.77 | D.N.F. | 118.49 | 73.62 | 1:34.98 | 2 | 143.71 | 89.29 |
| 43 | | | Dick HARVEY | Darvi 91D | 2 | 00:03:28.79 | D.N.F. | 130.75 | 81.24 | 1:39.28 | 2 | 137.48 | 85.43 |
| 42 | | B | Martin KEMP | Darvi Mk6 | 0 | 00:00:00.00 | | | | | | | |

FASTEST LAP

| | | | | | | | | | | |
|----|--|---|--------------|-----------|--|---------|----------------|---|------------|-----------|
| 1 | | | Mick HARRIS | Darvi 877 | | 1:34.04 | on lap | 4 | 145.14 KPH | 90.19 MPH |
| 22 | | B | Alan COLLARD | Hague 80 | | 1:35.92 | on lap | 6 | 142.30 KPH | 88.42 MPH |
| | | | | | | | New lap record | | | |

AG
16:05 hrs
6.9.98.

Non-starters - 28 & 50

MST

UNISYS service

750MC - THRUXTON

MST sports timing

DATE - 06-09-98

START - 15:47

WEATHER/TRACK - CLOUDY / DRY

ISSUED - 16:02

PROVISIONAL RESULT FOR RACE 5
ACS Limited Kit Car Championship

| POS | NO. | CI DRIVER | CAR | LAPS | RACE TIME | BEHIND | KPH | MPH | BEST LAP | ON | KPH | MPH |
|-----|-----|-------------------------|-------------------|------|-------------|---------|--------|-------|----------|----|--------|-------|
| 1 | 60 | A Andy STERLING | Dax Rush | 8 | 00:12:51.75 | | 141.49 | 87.92 | 1:33.33 | 2 | 146.25 | 90.87 |
| 2 | 6 | A Jonathon WHITE | Sylva Striker | 8 | 00:12:52.48 | 0.73 | 141.36 | 87.83 | 1:32.52 | 2 | 147.53 | 91.67 |
| 3 | 37 | A David ROBINSON | Sylva Striker | 8 | 00:13:04.56 | 12.81 | 139.18 | 86.48 | 1:33.78 | 2 | 145.55 | 90.44 |
| 4 | 51 | B Clive HUDSON | Sylva Phoenix | 8 | 00:13:09.96 | 18.21 | 138.23 | 85.89 | 1:32.92 | 3 | 146.89 | 91.27 |
| 5 | 54 | A Andrew WARD | Sylva Striker | 8 | 00:13:10.38 | 18.63 | 138.15 | 85.84 | 1:34.45 | 2 | 144.51 | 89.79 |
| 6 | 7 | B Andrew OWEN | Sylva Phoenix | 8 | 00:13:10.71 | 18.96 | 138.10 | 85.81 | 1:34.10 | 2 | 145.05 | 90.13 |
| 7 | 75 | B Nick FLYNN | Sylva Striker | 8 | 00:13:24.14 | 32.39 | 135.79 | 84.37 | 1:34.60 | 5 | 144.28 | 89.65 |
| 8 | 17 | A Ian COLES | Westfield SE | 8 | 00:13:25.97 | 34.22 | 135.48 | 84.18 | 1:36.62 | 8 | 141.27 | 87.78 |
| 9 | 77 | B Mark OWEN | Sylva Striker | 8 | 00:13:27.04 | 35.29 | 135.30 | 84.07 | 1:35.84 | 8 | 142.42 | 88.49 |
| 10 | 41 | A Mark DOLLIMORE | Fisher Fury | 8 | 00:13:30.63 | 38.88 | 134.70 | 83.70 | 1:37.86 | 2 | 139.48 | 86.67 |
| 11 | 45 | B Barry OBEY | Sylva Striker Mk2 | 8 | 00:13:35.19 | 43.44 | 133.95 | 83.23 | 1:36.13 | 3 | 141.99 | 88.23 |
| 12 | 67 | B Charles STERLING | Sylva Phoenix | 8 | 00:13:36.21 | 44.46 | 133.78 | 83.13 | 1:37.88 | 8 | 139.45 | 86.65 |
| 13 | 61 | A Ian FLETCHER | Fletcher Hornet | 8 | 00:13:40.74 | 48.99 | 133.04 | 82.67 | 1:36.60 | 3 | 141.30 | 87.80 |
| 14 | 26 | A Nigel BROWN | Leader 400 | 8 | 00:13:41.82 | 50.07 | 132.87 | 82.56 | 1:38.12 | 8 | 139.11 | 86.44 |
| 15 | 5 | A Matthew LEWIS | Eldon Roadster | 8 | 00:13:43.81 | 52.06 | 132.55 | 82.36 | 1:39.33 | 8 | 137.41 | 85.38 |
| 16 | 46 | A Foster LEWINS | Westfield SEi | 8 | 00:13:46.42 | 54.67 | 132.13 | 82.10 | 1:39.59 | 7 | 137.06 | 85.16 |
| 17 | 3 | A Bill BATTEY | Autotune Gemini | 8 | 00:13:56.25 | 1:04.50 | 130.58 | 81.13 | 1:40.30 | 8 | 136.08 | 84.56 |
| 18 | 85 | B Paul EVANS | Sylva Phoenix | 8 | 00:13:56.85 | 1:05.10 | 130.48 | 81.08 | 1:40.34 | 8 | 136.03 | 84.52 |
| 19 | 19 | B Martin SMITH | Vindicator Vulcan | 8 | 00:14:08.51 | 1:16.76 | 128.69 | 79.96 | 1:41.29 | 2 | 134.75 | 83.73 |
| 20 | 31 | B Richard DAW | Sylva Phoenix | 8 | 00:14:14.40 | 1:22.65 | 127.80 | 79.41 | 1:41.19 | 3 | 134.89 | 83.81 |
| 21 | 10 | B John SIMMS | Westfield SE | 8 | 00:14:41.35 | 1:49.60 | 123.89 | 76.98 | 1:42.87 | 3 | 132.68 | 82.44 |
| 22 | 34 | A Nicholas CRADDOCK | Westfield SE | 8 | 00:14:50.33 | 1:58.58 | 122.64 | 76.21 | 1:42.71 | 2 | 132.89 | 82.57 |
| 23 | 73 | B Frank Steele MORTIMER | Sylva Mk4 | 7 | 00:13:09.18 | 1 LAP | 121.07 | 75.23 | 1:43.34 | 2 | 132.08 | 82.07 |
| 24 | 50 | B Edward HASLER | Westfield SE | 7 | 00:13:21.15 | 1 LAP | 119.26 | 74.10 | 1:50.13 | 2 | 123.94 | 77.01 |
| 25 | 55 | A Dick HARTLE | Sylva Leader SS | 7 | 00:13:50.02 | 1 LAP | 115.11 | 71.52 | 1:54.17 | 7 | 119.55 | 74.28 |

NOT CLASSIFIED

| | | | | | | | | | | | |
|----|-------------------|-------------------|---|-------------|--------|--------|-------|---------|---|--------|-------|
| 59 | A John KALLI | Vindicator Vulcan | 5 | 00:11:37.16 | D.N.F. | 97.89 | 60.82 | 1:54.54 | 3 | 119.17 | 74.04 |
| 36 | A Cliff BARNES | YKC Roadster | 4 | 00:06:22.35 | D.N.F. | 142.79 | 88.73 | 1:33.11 | 2 | 146.59 | 91.09 |
| 42 | A Tom THORNTON | Sylva Striker Mk2 | 4 | 00:06:29.60 | D.N.F. | 140.14 | 87.08 | 1:33.53 | 2 | 145.94 | 90.68 |
| 80 | B Richard COLMAN | Sylva Mk4 | 3 | 00:04:54.83 | D.N.F. | 138.89 | 86.30 | 1:34.45 | 2 | 144.51 | 89.79 |
| 21 | A Clive TURNER | Autotune Gemini | 3 | 00:05:20.23 | D.N.F. | 127.87 | 79.45 | 1:40.57 | 2 | 135.72 | 84.33 |
| 16 | A Matthew STURMER | Sylva Mk4 | 2 | 00:03:32.35 | D.N.F. | 128.55 | 79.88 | 1:39.06 | 2 | 137.79 | 85.62 |
| 11 | B Tony EDWARDS | Westfield SE | 0 | 00:00:00.00 | | | | | | | |

FASTEST LAP

| | | | | | | | |
|----|------------------|---------------|---------|--------|---|------------|-----------|
| 6 | A Jonathon WHITE | Sylva Striker | 1:32.52 | on lap | 2 | 147.53 KPH | 91.67 MPH |
| 51 | B Clive HUDSON | Sylva Phoenix | 1:32.92 | on lap | 3 | 146.89 KPH | 91.27 MPH |

Establish class lap records

Non-starters - 62 64 68

UNISYS service

750MC - THRUXTON

MST sports timing

DATE - 06-09-98

START - 16:10

WEATHER/TRACK - CLOUDY / DRY

ISSUED - 16:25

16:44 hrs

6.9.98

PROVISIONAL RESULT FOR RACE 6 - AMENDED

Yokohama Formula 4 Championship

| POS | NO. | C1 | DRIVER | CAR | LAPS | RACE TIME | BEHIND | KPH | MPH | BEST LAP | ON | KPH | MPH |
|-----|-----|----|-----------------|-----------------|------|-------------|---------|--------|--------|----------|----|--------|--------|
| 1 | 72 | B | Tony HANCOCK | Van Diemen RF82 | 8 | 00:11:06.68 | | 163.79 | 101.77 | 1:22.11 | 5 | 166.23 | 103.29 |
| 2 | 77 | A | Bob DAVIS | Ray | 8 | 00:11:12.59 | 5.91 | 162.35 | 100.88 | 1:21.51 | 3 | 167.46 | 104.05 |
| 3 | 70 | B | Sam HANCOCK | Van Diemen RF82 | 8 | 00:11:13.70 | 7.02 | 162.08 | 100.71 | 1:22.41 | 5 | 165.63 | 102.91 |
| 4 | 47 | B | Nicholas OWEN | Van Diemen RF82 | 8 | 00:11:15.36 | 8.68 | 161.68 | 100.46 | 1:22.87 | 5 | 164.71 | 102.34 |
| 5 | 81 | B | Amnon NEEDHAM | Van Diemen RF82 | 8 | 00:11:26.62 | 19.94 | 159.03 | 98.82 | 1:23.56 | 8 | 163.35 | 101.50 |
| 6 | 44 | B | Ian ROWLEY | Argo JM14 | 8 | 00:11:29.01 | 22.33 | 158.48 | 98.47 | 1:24.00 | 6 | 162.49 | 100.97 |
| 7 | 17 | B | Nigel PAYNE | Van Diemen RF82 | 8 | 00:11:31.43 | 24.75 | 157.93 | 98.13 | 1:23.93 | 4 | 162.63 | 101.05 |
| 8 | 50 | B | Clive WOOD | Van Diemen RF82 | 8 | 00:11:37.65 | 30.97 | 156.52 | 97.25 | 1:23.08 | 6 | 164.29 | 102.08 |
| 9 | 6 | A | John MOORE | Ethyl Jay | 8 | 00:11:39.12 | 32.44 | 156.19 | 97.05 | 1:25.35 | 2 | 159.92 | 99.37 |
| 10 | 9 | A | Mike WEBBER | Van Diemen FR90 | 8 | 00:11:39.81 | 33.13 | 156.04 | 96.95 | 1:25.12 | 6 | 160.35 | 99.64 |
| 11 | 22 | C | James BOLTON | Delta T79SBR | 8 | 00:11:43.39 | 36.71 | 155.24 | 96.46 | 1:24.10 | 6 | 162.30 | 100.85 |
| 12 | 83 | B | Stuart BOYER | Van Diemen RF83 | 8 | 00:11:44.13 | 37.45 | 155.08 | 96.36 | 1:24.58 | 6 | 161.38 | 100.27 |
| 13 | 43 | B | Bob PEARSON | Royale RP30 | 8 | 00:11:46.72 | 40.04 | 154.51 | 96.01 | 1:25.23 | 7 | 160.15 | 99.51 |
| 14 | 39 | B | Steven CONNOR | Van Diemen RF82 | 8 | 00:11:48.87 | 42.19 | 154.04 | 95.71 | 1:24.79 | 6 | 160.98 | 100.03 |
| 15 | 40 | B | Ray GARDNER | Van Diemen RF82 | 8 | 00:11:48.90 | 42.22 | 154.03 | 95.71 | 1:25.16 | 4 | 160.28 | 99.59 |
| 16 | 16 | A | Charles ADRIAN | Delta T92BW | 8 | 00:11:50.50 | 43.82 | 153.69 | 95.50 | 1:26.12 | 8 | 158.49 | 98.48 |
| 17 | 21 | C | Adrian HOLEY | Delta T78 | 8 | 00:11:58.76 | 52.08 | 151.92 | 94.40 | 1:26.41 | 5 | 157.96 | 98.15 |
| 18 | 7 | B | Gary DEXTER | Van Diemen RF83 | 8 | 00:12:00.03 | 53.35 | 151.65 | 94.23 | 1:26.67 | 7 | 157.49 | 97.86 |
| 19 | 35 | B | John WOODWARD | Royale RP30 | 8 | 00:12:00.78 | 54.10 | 151.50 | 94.13 | 1:26.66 | 5 | 157.50 | 97.87 |
| 20 | 12 | A | Clive YORATH | Delta T814 | 8 | 00:12:05.62 | 58.94 | 150.48 | 93.51 | 1:26.28 | 5 | 158.20 | 98.30 |
| 21 | 14 | A | Erwin SMIECH | Reynard SF86 | 8 | 00:12:10.73 | 1:04.05 | 149.43 | 92.85 | 1:26.85 | 7 | 157.16 | 97.65 |
| 22 | 37 | A | John RICHARDSON | Delta T78 | 8 | 00:12:15.99 | 1:09.31 | 148.36 | 92.19 | 1:28.67 | 6 | 153.93 | 95.65 |
| 23 | 54 | C | Mark PEARSON | Royale RP27 | 8 | 00:12:20.86 | 1:14.18 | 147.39 | 91.58 | 1:28.20 | 6 | 154.75 | 96.16 |
| 24 | 30 | B | Stuart WRIGHT | Van Diemen RF82 | 8 | 00:12:31.19 | 1:24.51 | 145.36 | 90.32 | 1:31.10 | 6 | 149.83 | 93.10 |
| 25 | 25 | A | David DAWSON | Lotus Ford | 8 | 00:12:37.92 | 1:31.24 | 144.07 | 89.52 | 1:30.96 | 7 | 150.06 | 93.24 |
| 26 | 71 | A | Shaun MACKLIN | Van Diemen RF87 | 7 | 00:11:10.55 | 1 LAP | 142.49 | 88.54 | 1:31.16 | 7 | 149.73 | 93.04 |
| 27 | 38 | C | Paul FELLOWS | Royale RP27 | 7 | 00:11:14.41 | 1 LAP | 141.67 | 88.03 | 1:33.75 | 3 | 145.59 | 90.47 |
| 28 | 58 | C | Terry LUDGROVE | Reynard SF79 | 7 | 00:11:15.56 | 1 LAP | 141.43 | 87.88 | 1:32.51 | 4 | 147.54 | 91.68 |
| 29 | 96 | B | Roy WRIGHT | Van Diemen RF82 | 7 | 00:11:16.10 | 1 LAP | 141.32 | 87.81 | 1:30.91 | 5 | 150.14 | 93.29 |
| 30 | 56 | B | Matthew SIMS | Van Diemen RF82 | 7 | 00:12:11.51 | 1 LAP | 130.61 | 81.16 | 1:40.14 | 3 | 136.30 | 84.69 |

NOT CLASSIFIED

| | | | | | | | | | | | | | |
|----|---|---------|------|-----------------|---|-------------|--------|--------|-------|---------|---|--------|-------|
| 33 | B | Stephen | WARD | Van Diemen RF82 | 7 | 00:10:32.78 | D.N.F. | 150.99 | 93.82 | 1:26.78 | 7 | 157.29 | 97.73 |
|----|---|---------|------|-----------------|---|-------------|--------|--------|-------|---------|---|--------|-------|

FASTEST LAP

| | | | | | | | | | | | |
|----|---|-------|---------|-----------------|---------|--------|---|--------|-----|--------|-----|
| 77 | A | Bob | DAVIS | Ray | 1:21.51 | on lap | 3 | 167.46 | KPH | 104.05 | MPH |
| 72 | B | Tony | HANCOCK | Van Diemen RF82 | 1:22.11 | on lap | 5 | 166.23 | KPH | 103.29 | MPH |
| 22 | C | James | BOLTON | Delta T79SBR | 1:24.10 | on lap | 6 | 162.30 | KPH | 100.85 | MPH |

Class C lap record

No 40 - includes 10 second penalty - failing to maintain grid position on green flag lap

UNISYS service

750MC - THRUXTON

MST sports timing

DATE - 06-09-98

START - 16:40

WEATHER/TRACK - CLOUDY / DRY

ISSUED - 17:44

PROVISIONAL RESULT FOR RACE 7

Clubsports 2000 Championship

| POS | NO. | C1 | DRIVER | CAR | LAPS | RACE TIME | BEHIND | KPH | MPH | BEST LAP | ON | KPH | MPH |
|-----|-----|----|----------------------|-------------------------|------|-------------|---------|--------|-------|----------|----|--------|--------|
| 1 | 60 | A | Andrew DARBY | AJD Clubsport | 8 | 00:11:22.46 | | 160.00 | 99.42 | 1:23.94 | 2 | 162.61 | 101.04 |
| 2 | 37 | R | Sam ALLPASS | Radical Clubsports 1100 | 8 | 00:11:26.14 | 3.68 | 159.14 | 98.89 | 1:23.96 | 6 | 162.57 | 101.01 |
| 3 | 72 | R | Mick HYDE | Radical Clubsports 1100 | 8 | 00:11:36.58 | 14.12 | 156.76 | 97.40 | 1:24.44 | 6 | 161.65 | 100.44 |
| 4 | 1 | B | Ruper RUSSELL | Van Diemen RF94 | 8 | 00:11:37.52 | 15.06 | 156.55 | 97.27 | 1:24.57 | 3 | 161.40 | 100.29 |
| 5 | 36 | B | Patrick MURPHY | Crossle 42S | 8 | 00:11:40.90 | 18.44 | 155.79 | 96.80 | 1:25.52 | 6 | 159.60 | 99.17 |
| 6 | 71 | R | Phil ABBOTT | Radical Clubsports 1100 | 8 | 00:11:41.86 | 19.40 | 155.58 | 96.67 | 1:26.00 | 6 | 158.71 | 98.62 |
| 7 | 27 | B | Dallas JACKSON | Shrike P15 | 8 | 00:11:46.50 | 24.04 | 154.56 | 96.04 | 1:26.12 | 6 | 158.49 | 98.48 |
| 8 | 38 | A | John WOODWARD | Tiga SC87B | 8 | 00:11:48.80 | 26.34 | 154.06 | 95.72 | 1:24.10 | 8 | 162.30 | 100.85 |
| 9 | 11 | B | Colin FEYERABEND | Lola T90/90 | 8 | 00:11:51.68 | 29.22 | 153.43 | 95.34 | 1:26.20 | 8 | 158.35 | 98.39 |
| 10 | 77 | R | Tim GREAVES | Radical Clubsports 1100 | 8 | 00:11:52.09 | 29.63 | 153.34 | 95.28 | 1:26.96 | 8 | 156.96 | 97.53 |
| 11 | 2 | A | Richard GILMOUR | Mallock Mk18/25 | 8 | 00:11:59.14 | 36.68 | 151.84 | 94.35 | 1:24.37 | 8 | 161.78 | 100.52 |
| 12 | 76 | R | Mike ROBERTS | Radical Clubsports 1100 | 8 | 00:11:59.63 | 37.17 | 151.74 | 94.28 | 1:27.18 | 5 | 156.57 | 97.28 |
| 13 | 50 | R | Michael Ashley BROWN | Radical Clubsports 1100 | 8 | 00:12:08.37 | 45.91 | 149.92 | 93.15 | 1:28.18 | 6 | 154.79 | 96.18 |
| 14 | 42 | R | Brian CASEY | Radical Clubsports 1100 | 8 | 00:12:15.46 | 53.00 | 148.47 | 92.25 | 1:28.51 | 8 | 154.21 | 95.82 |
| 15 | 18 | B | Nick BARNETT | Lola T86/90 | 8 | 00:12:16.54 | 54.08 | 148.25 | 92.12 | 1:29.19 | 6 | 153.04 | 95.09 |
| 16 | 31 | B | Mike DODD | Royale RP27 | 8 | 00:12:41.85 | 1:19.39 | 143.33 | 89.06 | 1:33.00 | 8 | 146.77 | 91.20 |
| 17 | 55 | A | Rupert CROOK | Mallock Mk27SG | 8 | 00:12:45.64 | 1:23.18 | 142.62 | 88.62 | 1:32.86 | 5 | 146.99 | 91.33 |
| 18 | 45 | A | Ian SMITH | Mallock Mk8 | 8 | 00:12:46.95 | 1:24.49 | 142.38 | 88.47 | 1:31.37 | 7 | 149.39 | 92.82 |
| 19 | 73 | R | Ginny HYDE | Radical Clubsports 1100 | 8 | 00:12:55.99 | 1:33.53 | 140.72 | 87.44 | 1:34.59 | 2 | 144.30 | 89.66 |
| 20 | 48 | A | Paul RIDER | Davis T7 | 7 | 00:12:49.44 | 1 LAP | 124.17 | 77.16 | 1:45.90 | 2 | 128.89 | 80.09 |

NOT CLASSIFIED

| | | | | | | | | | | | | |
|----|---|-----------------|-------------------------|---|-------------|--------|--------|-------|---------|---|--------|-------|
| 66 | R | Jamie VALE | Radical Clubsports 1100 | 7 | 00:11:15.65 | D.N.F. | 141.41 | 87.87 | 1:28.25 | 2 | 154.67 | 96.10 |
| 4 | B | Jonathon LOADER | Tiga SC84 | 6 | 00:08:56.19 | D.N.F. | 152.74 | 94.90 | 1:27.50 | 6 | 155.99 | 96.93 |
| 9 | A | Colin COX | Shrike P15 | 4 | 00:06:14.23 | D.N.F. | 145.89 | 90.65 | 1:29.57 | 2 | 152.39 | 94.69 |
| 33 | A | Mike FRY | WEV | 2 | 00:03:10.09 | D.N.F. | 143.61 | 89.23 | 1:28.41 | 2 | 154.39 | 95.93 |
| 75 | B | Paul STEVENSON | Rawlson SP2000 | 1 | 00:01:51.94 | D.N.F. | 121.93 | 75.76 | 1:51.94 | 1 | 121.93 | 75.76 |

FASTEST LAP

| | | | | | | | | |
|----|---|---------------|-------------------------|---------|--------|---|------------|------------|
| 60 | A | Andrew DARBY | AJD Clubsport | 1:23.94 | on lap | 2 | 162.61 KPH | 101.04 MPH |
| 37 | R | Sam ALLPASS | Radical Clubsports 1100 | 1:23.96 | on lap | 6 | 162.57 KPH | 101.01 MPH |
| 1 | B | Ruper RUSSELL | Van Diemen RF94 | 1:24.57 | on lap | 3 | 161.40 KPH | 100.29 MPH |

Class B & R lap records

17:30 hrs.
6.9.98.

UNISYS service

750MC - THRUXTON

MST sports timing

DATE - 06-09-98

START - 17:05

WEATHER/TRACK - CLOUDY / DRY

ISSUED - 17:23

PROVISIONAL RESULT FOR RACE 8

GOLDARTS/LOTUS 7 Club 7 Championship

| POS | NO. | CI | DRIVER | CAR | LAPS | RACE TIME | BEHIND | KPH | MPH | BEST LAP | ON | KPH | MPH |
|-----|-----|----|----------------|------------------------|------|-------------|---------|--------|-------|----------|----|--------|-------|
| 1 | 1 | A | Martin STEWART | Caterham Super 7 | 8 | 00:12:19.46 | | 147.67 | 91.75 | 1:31.07 | 6 | 149.88 | 93.13 |
| 2 | 70 | A | Keith DUNN | Caterham Super 7 | 8 | 00:12:28.40 | 8.94 | 145.90 | 90.66 | 1:30.74 | 7 | 150.42 | 93.47 |
| 3 | 0 | A | John SCHNEIDER | Caterham 7 | 8 | 00:12:28.41 | 8.95 | 145.90 | 90.66 | 1:30.96 | 3 | 150.06 | 93.24 |
| 4 | 21 | A | Peter SHAW | Caterham Super 7 | 8 | 00:12:29.59 | 10.13 | 145.67 | 90.51 | 1:31.01 | 8 | 149.98 | 93.19 |
| 5 | 19 | A | Chris PORRITT | Caterham 7 Supersprint | 8 | 00:12:30.06 | 10.60 | 145.58 | 90.46 | 1:30.97 | 8 | 150.04 | 93.23 |
| 6 | 77 | B | Barry ELY | Lotus 7 S2 | 8 | 00:12:31.95 | 12.49 | 145.22 | 90.23 | 1:31.08 | 7 | 149.86 | 93.12 |
| 7 | 73 | A | Lee HARASYN | Caterham 7 HPC | 8 | 00:12:32.05 | 12.59 | 145.20 | 90.22 | 1:31.00 | 7 | 149.99 | 93.20 |
| 8 | 34 | B | Jamie UNWIN | Caterham 7 | 8 | 00:12:32.36 | 12.90 | 145.14 | 90.18 | 1:30.52 | 7 | 150.79 | 93.69 |
| 9 | 13 | A | Alan MAYNARD | Caterham Super 7 | 8 | 00:12:41.84 | 22.38 | 143.33 | 89.06 | 1:32.23 | 3 | 147.99 | 91.96 |
| 10 | 20 | A | Roger NUNNS | Caterham Super 7 | 8 | 00:12:42.18 | 22.72 | 143.27 | 89.02 | 1:32.22 | 3 | 148.01 | 91.97 |
| 11 | 26 | A | Peter LAWRENCE | Caterham 7 HPC | 8 | 00:12:43.10 | 23.64 | 143.09 | 88.91 | 1:32.36 | 4 | 147.78 | 91.83 |
| 12 | 81 | A | Mike TURNBALL | Caterham Super 7 | 8 | 00:12:58.75 | 39.29 | 140.22 | 87.13 | 1:32.76 | 7 | 147.15 | 91.43 |
| 13 | 29 | A | Rich MILBURN | Caterham 7 Supersprint | 8 | 00:13:36.39 | 1:16.93 | 133.75 | 83.11 | 1:37.99 | 7 | 139.29 | 86.55 |
| 14 | 25 | A | John PRAGNELL | Caterham 7 | 8 | 00:13:37.25 | 1:17.79 | 133.61 | 83.02 | 1:37.47 | 8 | 140.04 | 87.01 |
| 15 | 98 | B | Timothy LAMB | Caterham 7 | 8 | 00:13:37.29 | 1:17.83 | 133.61 | 83.02 | 1:37.77 | 7 | 139.61 | 86.75 |
| 16 | 83 | B | Mark POMEROY | Lotus 7 S4 | 7 | 00:12:39.39 | 1 LAP | 125.82 | 78.18 | 1:44.17 | 7 | 131.03 | 81.42 |

NOT CLASSIFIED

| | | | | | | | | | | | | |
|----|---|---------------|------------------|---|-------------|--------|--------|-------|---------|---|--------|-------|
| 14 | A | Jon MILICEVIC | Caterham Super 7 | 6 | 00:09:57.53 | D.N.F. | 137.06 | 85.16 | 1:31.32 | 5 | 149.47 | 92.87 |
| 55 | A | Loi PILFOLD | Caterham 7 | 3 | 00:05:01.10 | D.N.F. | 135.99 | 84.50 | 1:34.92 | 3 | 143.80 | 89.35 |

FASTEST LAP

| | | | | | | | | | | |
|----|---|-------------|------------------|---------|--------|---|--------|-----|-------|-----|
| 34 | B | Jamie UNWIN | Caterham 7 | 1:30.52 | on lap | 7 | 150.79 | KPH | 93.69 | MPH |
| 70 | A | Keith DUNN | Caterham Super 7 | 1:30.74 | on lap | 7 | 150.42 | KPH | 93.47 | MPH |

Establish class lap records

DL2J 17.49 6/9/98

MST

UNISYS service

750MC - THRUXTON

MST sports timing

DATE - 06-09-98

START - 17:26

WEATHER/TRACK - CLOUDY / DRY

ISSUED - 17:41

PROVISIONAL RESULT FOR RACE 9

Demon Tweeks/Yokohama/CCC Hot Hatch Championshi

| POS | NO. | C1 | DRIVER | CAR | LAPS | RACE TIME | BEHIND | KPH | MPH | BEST LAP | ON | KPH | MPH |
|-----|-----|----|----------------|-------------------|------|-------------|---------|--------|-------|----------|----|--------|-------|
| 1 | 1 | B | Steve TAYLOR | Ford Fiesta XR2 | 8 | 00:13:27.40 | | 135.24 | 84.03 | 1:35.91 | 5 | 142.31 | 88.43 |
| 2 | 31 | B | Roger EBDON | Ford Fiesta XR2 | 8 | 00:13:28.79 | 1.39 | 135.01 | 83.89 | 1:35.31 | 5 | 143.21 | 88.98 |
| 3 | 2 | B | Carl LAWRENCE | Vauxhall Nova GTE | 8 | 00:13:30.37 | 2.97 | 134.75 | 83.73 | 1:36.30 | 6 | 141.74 | 88.07 |
| 4 | 22 | B | Gareth PENN | Peugeot 205 GTi | 8 | 00:13:56.02 | 28.62 | 130.61 | 81.16 | 1:41.05 | 4 | 135.07 | 83.93 |
| 5 | 6 | B | Andrew VAREY | Peugeot 205 GTi | 8 | 00:14:00.72 | 33.32 | 129.88 | 80.70 | 1:40.65 | 8 | 135.61 | 84.26 |
| 6 | 30 | B | Andrew WARD | Ford Fiesta XR2 | 8 | 00:14:01.87 | 34.47 | 129.70 | 80.59 | 1:40.29 | 5 | 136.10 | 84.57 |
| 7 | 76 | B | Rob MINNS | Ford Fiesta XR2 | 8 | 00:14:01.88 | 34.48 | 129.70 | 80.59 | 1:40.40 | 8 | 135.95 | 84.47 |
| 8 | 11 | B | Simon HILL | Peugeot 205 GTi | 8 | 00:14:02.47 | 35.07 | 129.61 | 80.54 | 1:39.26 | 8 | 137.51 | 85.44 |
| 9 | 85 | B | Bernie BOWDEN | Vauxhall Nova GTE | 8 | 00:14:02.71 | 35.31 | 129.58 | 80.51 | 1:38.30 | 7 | 138.85 | 86.28 |
| 10 | 45 | A | Stephen POLLEY | Toyota Starlet | 8 | 00:14:04.64 | 37.24 | 129.28 | 80.33 | 1:39.03 | 7 | 137.83 | 85.64 |
| 11 | 8 | A | Tony BROOM | Rover GTi | 8 | 00:14:08.35 | 40.95 | 128.71 | 79.98 | 1:40.58 | 8 | 135.71 | 84.32 |
| 12 | 47 | B | Martin CULLEY | Ford Fiesta XR2 | 8 | 00:14:24.90 | 57.50 | 126.25 | 78.45 | 1:42.17 | 4 | 133.59 | 83.01 |
| 13 | 58 | B | Andy ELLIOTT | Ford Fiesta XR2 | 8 | 00:15:12.83 | 1:45.43 | 119.62 | 74.33 | 1:46.06 | 7 | 128.69 | 79.96 |
| 14 | 84 | A | Mark BUSH | Rover Metro GTi | 7 | 00:13:33.45 | 1 LAP | 117.46 | 72.98 | 1:51.70 | 7 | 122.20 | 75.93 |
| 15 | 38 | B | Brian ALLEN | Ford Fiesta XR2i | 7 | 00:14:06.25 | 1 LAP | 112.90 | 70.15 | 1:54.28 | 4 | 119.44 | 74.21 |

NOT CLASSIFIED

| | | | | | | | | | | | | | |
|----|---|--------------|------------|---|-------------|--------|--|--------|-------|---------|---|--------|-------|
| 52 | B | Mark GLIDDON | MG Maestro | 5 | 00:09:10.66 | D.N.F. | | 123.94 | 77.01 | 1:43.79 | 4 | 131.51 | 81.71 |
|----|---|--------------|------------|---|-------------|--------|--|--------|-------|---------|---|--------|-------|

FASTEST LAP

| | | | | | | | | |
|----|---|----------------|-----------------|---------|--------|---|------------|-----------|
| 31 | B | Roger EBDON | Ford Fiesta XR2 | 1:35.31 | on lap | 5 | 143.21 KPH | 88.98 MPH |
| 45 | A | Stephen POLLEY | Toyota Starlet | 1:39.03 | on lap | 7 | 137.83 KPH | 85.64 MPH |

Establish class lap records

Handwritten signature and number 1408

Non-starter - 29

Handwritten signature

UNISYS service

750MC - THRUXTON

MST sports timing

DATE - 06-09-98

START - 17:48

WEATHER/TRACK - CLOUDY / DRY

ISSUED - 18:04