



OULTON PARK
12th JUNE 1999
£2.00



This meeting is held under the General Regulations of the MSA (incorporating the provisions of the International Sporting Code of the FIA) and the Supplementary Regulations, Final Instructions and any written instructions which the Organisers issue for the race meeting. MSA Permit No: 58298.

TIMETABLE of EVENTS

(all times are approximate)

	Practice	Race
Goldarts/Lotus 7 Club 7 Championship classes C + D	9.00	12.25
Goldarts/Lotus 7 Club 7 Championship classes A + B	9.45	12.50
H.R.Owen Roadsports Championship	9.20	2.00
Remarc Formula Vee Championship - Heat	10.30	2.30
Demon Tweeks/Yokohama/CCC Stock Hatch Championship	11.15	2.55
750 Motor Club Sports 2000 Championship	10.05	3.20
Goldarts/Lotus 7 Club 7 Championship classes C + D	n/a	3.50
Demon Tweeks/Yokohama/CCC Stock Hatch Championship	11.35	4.25
Goldarts/Lotus 7 Club 7 Championship classes A + B	n/a	4.50
Remarc Formula Vee Championship - Final	10.50	5.25
Demon Tweeks/Yokohama/CCC Stock Hatch Championship	12.00	5.50

The organisers reserve the right, with the permission of the Stewards of the Meeting and/or the Clerk of Course, to change the order in which events are run and to postpone, cancel or abandon the meeting or any part thereof.

This meeting is promoted by
Brands Hatch Leisure Group Limited

CHAIRMAN	Nicola Foulston
MANAGING DIRECTOR	Richard Green
GROUP FINANCE DIRECTOR	Rob Bain
GROUP OPERATIONS DIRECTOR	Cathie Robertson
GROUP LEGAL & PERSONNEL DIRECTOR	Alan Goodwin
MANAGER - GROUP MOTORSPORT	Robin Murphy
ADVERTISING EXECUTIVE	Catharine Sherwood
OULTON PARK OPERATIONS MANAGER	Peter Morgan



RACE MEETING OFFICIALS

MSA STEWARD

D.J.Loveridge

CLERKS OF COURSE

V.Ayres F.Blann

DEPUTY CLERKS

A.Elcomb

CLUB STEWARDS

M.Topp M.Wootten

DRIVING STANDARDS OBSERVERS

K.MESSER E.MINHINNICK

TIMEKEEPERS

T.Stevens (Chief)

A.Stevens A.Bilverstone

E.Evans D.Allman

K.Allman A.Preston

SCRUTINEERS

D.F.D.Smith (Chief)

I.Brocklesby D.Lovie

D.Baxter J.Atkinson

A.Billet P.Beaumont

INCIDENT OFFICER

A.Bennett

CHIEF MARSHAL

P.Harding

CHIEF OBSERVER

P. Stenning

CHIEF MEDICAL OFFICER

Dr.H.Davies

RACE RESCUE UNIT

750 Motor Club

COMMENTATOR

R.Sproston M.Cookson

SECRETARY OF THE MEETING

Robin Knight

MARSHALS

750 Motor Club
BMRMC & friends

Races 1 & 7

12 & 20 Laps

Goldarts/Lotus 7 Club 7 Championship

Nº	CLS	DRIVER	CAR DETAILS	CCS	HOMETOWN	CLUB
6	C	Neil Turner	Caterham Supersport	1400	Bristol	750
7	C	Ashley Croft	Caterham 7	1400	Letchworth	750
8	C	Paul Bailey	Caterham Super 7	1400	Oxford	750
9	C	Nigel Horsman	Caterham 7 Supersport	1400	Castle Donington	750
20	C	Chris Wood	Caterham 7	1400	London	750
21	C	Peter Ratcliff	Caterham 7	1400	Epwom	750
22	C	John Benfield	Caterham 7	1400	Houghton Regis	750
24	C	Chris Batten	Caterham 7	1400	Bournemouth	750
26	C	Gareth Evans	Caterham 7 Supersports	1400	London	750
30	C	Frazer Gibney	Caterham 7 Supersports	1400	London	750
36	C	David Litchfield	Caterham 7 Supersports	1400	Wimbledon	750
54	C	Philip Richardson	Caterham Super 7	1400	Windlesham	750
55	C	Julian Pixton	Caterham Supersport	1400	Huntingdon	750
59	C	Peter Jeffs	Caterham Supersports	1400	Hook	750
62	C	Matthew Shires	Caterham 7 Supersports	1400	Redhill	750
63	D	Andy Toone	Caterham 7	1600	West Bridgford	750
66	C	Matthew Bailey	Caterham Super 7	1400	Oxford	750
69	C	Alastair Chalmers	Caterham Superlight	1400	Cheadle Hulme	750
73	C	Nicholas Fairman	Caterham 7	1400	Croydon	750
74	C	Simon Fairman	Caterham 7	1400	Fetcham	750
77	C	Ian Brown	Caterham Super 7	1400	Stevenage	750
79	C	Peter Clark	Caterham 7 Supersports	1400	Finedon	750
82	D	Martyn Butcher	Caterham 7	1600	Brierley Hill	750
88	C	Ed Taylor	Caterham 7	1400	Stoke By Clare	750
89	D	Julian Atkinson	Caterham 7	1600	Englefield Green	750
99	C	Fenton Ramsahoye	Caterham 7 Supersports	1400	Clapham Common	750

The 1999 GoldArts/Lotus 7 Club 7 Championship is for Caterham / Lotus 7 running in 4 classes. Class C is for controlled 1400cc K Series; D is for Classic/Scholarship cars with 1600 Xflow or Vauxhall engined cars. All have to run on a choice of Yokohama tyres and a minimum weight of 600 kgs including the driver. The championship enjoys support from Goldarts Jewellers, the Lotus 7 Club, Brian James trailers and Road & Race transmissions.

Races 2 & 9

12 & 20 Laps

Goldarts/Lotus 7 Club 7 Championship

Nº	CLS	DRIVER	CAR DETAILS	CCS	HOMETOWN	CLUB
1	A	Martin Stewart	Caterham Super 7	2000	Dartford	750
2	B	Barry Ely	Lotus 7 S2	1595	Woodford Green	750
10	A	Roger Nunns	Caterham Super 7	1700	Felsted	750
11	A	Mark Turner	Caterham HPC	1998	Henley On Thames	750
14	A	Jon Milicevic	Caterham Superlight	2000	Towcester	750
15	A	Rob Mcmillan	Caterham Super 7	2000	Aldwick	750
19	A	Chris Porritt	Caterham 7	1588	Solihull	750
21	A	Peter Shaw	Caterham Super 7	2000	Basingstoke	750
22	A	Rich Milburn	Caterham Supersprint	2000	Bathford	750
23	B	Robert Durrant	Caterham 7	1600	Bromley	750
25	A	Peter Lawrence	Caterham HPC	1998	Thame	750
27	A	John Pragnell	Caterham 7	1700	Brackley	750
33	A	Mike King	Caterham Superlight	1800	Burwash	750
39	B	Anthony Shaughnessy	Caterham 7 Supersprint	1700	Burley	750
48	B	Gerald Simpson	Caterham Supersprint	1700	Churton	750
49	A	Ian Wale	Caterham Super 7	1700	Chesterfield	750
69	B	Stuart Phethean	Caterham Roadsport	1600	Mossley	750
70	A	Keith Dunn	Caterham Superlight R	1800	Droitwich Spa	750
71	A	Graham Worsfold	Caterham 7	1700	Swallowfield	750
81	A	Mike Turnbull	Caterham Super 7	2000	London	750
84	A	Simon Lanyon	Caterham Super 7	2000	London	750
90	B	Jerry Neary	Caterham Super 7	1700	Lutterworth	750

The 1999 GoldArts/Lotus 7 Club 7 Championship is for Caterham / Lotus 7 running in 4 classes. Class A is for 1700 Xflow, 2000cc Vauxhall and Ford Zetec, 1700 twincam & 1600 K series; B includes 1600cc twincam, 1800 Ford Zetec, 1800, 1600 & 1400cc K Series. All have to run on a choice of Yokohama tyres and a minimum weight of 600 kgs including the driver. The championship enjoys support from Goldarts Jewellers, the Lotus 7 Club, Brian James trailers and Road & Race transmissions.

Race 3

16 Laps

H.R.Owen Roadsports Championship

Nº	CLS	DRIVER	CAR DETAILS	CCS	HOMETOWN	CLUB
3	A	Kevin Ginger	Triumph Spitfire	1296	West Grinstead	750
4	C	John Lyon	Ginetta G27	1796	Wellesbourne	750
6	B	Paul Keevill	Lotus Elan S3	1598	Hemel Hempstead	750
10	B	David Healey	Lotus Europa S2	1565	Norton	750
12	C	John Dench	Porsche 911	2700	Newark	750
16	A	Pete Richards	Clan Crusader	998	March	750
19	C	Richard Lloyd	Morgan + 8	3900	Burley	750
21	C	Simon Scuffham	Lotus Elise	1800	Market Harborough	750
22	A	Steve Jay	Clan Crusader	998	Bury	750
23	C	Andrew Marler	Lotus Elise	1800	Barnet	750
24	A	Neil Brown	Clan	998	Woodseaves	750
26	B	David Dawson	Evante 140TC	1593	Grantham	750
29	C	Richard Winward	G.W.Racing Porsche 911	3600	Whaddon	750
32	B	Graham Bennion	Marcos 1800	1820	Stoke On Trent	750
33	A	Bennet Longman	MG Midget	1275	Stockport	750
34	B	David Long	Lotus Elan	1558	Flax Bourton	750
51	C	Paul Eperon	Lotus Elise	1800	Fulham	750
66	C	Philip Gladman	Lotus Elise	1800	Chiswick	750
77	B	Natasha Bell	Lotus Elise	1800	Chiswick	750
92	A	Michael Cook	Triumph Spitfire	1296	Pitsford	750
99	C	Jason Eker	Lotus Elise	1800	Ashford	750

H.R. OWEN

H.R. OWEN PLC

The H.R. Owen Roadsports Championship is the most varied and competitive sports car category in the country, attracting cars from four decades, over ten different manufacturers and has in excess of 110 eligible models of sports cars currently listed. With five carefully chosen class structures to ensure close competition for everyone, even cars from one-make series will find a place with more interesting competition. All cars must run on road legal tyres, but considerable engine tuning and modifications to suspension and brakes are permitted in classes A, B & C.

Races 4/10**12 Laps****Remarc Formula Vee Championship**

N°	DRIVER	CAR DETAILS	CCS	HOMETOWN	CLUB
1	Ray Moore	Leystone JH0002	1300	Dublin	750
2	Jeremy Clark	Spyder GAC	1300	Waltham Abbey	750
3	Ian Jordan	Royale RP26	1300	Tonbridge	750
6	Geoff Cogan	Sheane Mk2	1300	Wirral	750
7	Michele Maffei	Spyder 98	1300	Horsmonden	750
8	Alan Harding	Leystone JH002	1300	Stoney Stanton	750
10	Jon Randall	Kaimann	1300	Stondon Massey	750
11	Dave Jordan	Sheane 98	1300	Hildenborough	750
12	Simon Robinson	Leystone	1300	Headlam	750
15	John Stapleton	Leystone JH002	1300	Crayford	750
20	Martyn Donn	Scarab Mk3	1300	Cheltenham	750
23	Andy Metcalf	Leystone	1300	Skelbrooke	750
24	Alan Robinson	Ray 96A	1300	Alsager	750
29	Simon Readman	Spyder	1300	Allestree	750
32	Rodger Taylor	Sheane	1300	Edinburgh	750
43	Gordon Weir	Scarab Mk4	1300	Littleborough	750
45	Bill Burnett	Sheane	1300	Fordcombe	750
52	Steve Cooper	Scarab Mk2	1300	Nottingham	750
57	Graham Card	Sheane GAC	1300	Aylesbury	750
75	Kevin Gillespie	Leystone JH02	1300	Northwall	750
77	John Palfrey	Sheane FV 94	1300	Gt Yeldham	750

The above listed drivers will practice in the 1st Vee session. Those listed as Race 10 will practice in the 2nd Vee session. From the combined times of those two sessions, the fastest 16 will form the front of Race 10, the Remarc Formula Vee Final. The remainder will take part in Race 4, the Heat and the highest placed 10 will go through to make up the grid of Race 10.

The REMARC Formula Vee championship is ideal for beginner and 'expert' alike, looking for competitive single seater racing on a low budget. It has been run by the 750 Motor Club since 1980 and is probably the cheapest way to go single seater racing in the UK. Engine, gearbox and much of the suspension and braking system is from the VW 1300 Beetle and this, along with a Dunlop 'control' tyre puts the emphasis on driver ability to win races. For 1999, the championship has support from REMARC TECHNOLOGIES who specialise in computer software training courses.

Race 5 or 8 or 11

12 Laps

Demon Tweaks/Yokohama/CCC Stock Hatch Championship

	Nº	DRIVER	CAR DETAILS	CCS	HOMETOWN	CLUB
x	2	Jay Frost	Suzuki Swift GTi	1300	Canvey Island	750
x	3	Marco Del Pizzo	Fiesta XR2i	1600	Appleton	750
x	4	Peter Featherstone	Peugeot 205 GTi	1600	Goffs Oak	750
x	5	Steve Powlesland	Peugeot 205 GTi	1580	Eastleigh	750
x	8	John Gladman	Peugeot 106 XSi	1600	South Benfleet	750
x	9	Robert Croydon	Fiesta XR2	1600	Gravesend	750
o	10	Duncan Hone	Fiesta XR2	1600	Meopham	750
	11	Leslie Ott	Fiesta XR2	1600	South Woodford	750
	12	Richard Smith	Fiesta XR2	1600	Redhill	750
	13	Rob Harley	Fiesta XR2	1600	Beckenham	750
	14	Phil Waite	Fiesta XR2	1600	Dagenham	750
o	15	Les Hill	Fiesta XR2	1600	Warlingham	750
x	16	Hilary Howlett	Fiesta XR2	1600	Dereham	750
x	17	Pete Morgan	Ford Fiesta XR2	1600	Wrexham	750
x	19	Roger Ebdon	Fiesta XR2	1600	Romsey	750
o	20	Ande Austin	Fiesta XR2	1600	Chesham	750
x	22	Alan Blencowe	Peugeot 205 GTi	1600	Tisbury	750
	25	Matthew Lewis	Fiesta XR2	1600	Leatherhead	750
x	26	Simon Hunt	Peugeot 205 GTi	1600	Allestree	750
o	27	Paul Sheehan	Peugeot 205 GTi	1600	Coundon	750
	28	Andrew Thorpe	Fiesta XR2	1600	Ilkley	750
o	29	Colin Shearer	Peugeot 205 GTi	1580	Fife	750
	31	David Hickton	Fiesta XR2	1600	Andover	750
	32	Donald Hughes	Volkswagen Golf GTi	1600	Andover	750
x	37	John Hammersley	Peugeot 205 GTi	1600	Weston	750
o	38	Phillip Becker	Fiesta XR2i	1600	Henlow	750
x	39	Simon Smith	Fiesta XR2	1600	Allestree	750
	40	Peter Mainwaring	Fiesta XR2i	1600	Sketty	750
x	41	Ian Carvell	Peugeot 205 GTi	1600	Daventry	750
	42	Colin Jones	Fiesta XR2	1597	Corwen	750
x	43	Alan Thorndyke	Citroen AX GT	1360	Basildon	750
	44	Martin Rogers	Fiesta XR2i	1600	Maidenhead	750
	45	Bill Clayton	Peugeot 205 GTi	1600	Battlesbridge	750
o	46	John Rice	Fiesta XR2	1600	Keynsham	750
	49	Jon Jeffery	Ford Fiesta XR2	1600	Wooburn Green	750

Demon Tweaks, Yokohama tyres & Cars & Car Conversions magazine are the main sponsors for the Stock Hatch Championship, which in only its 2nd year continues to be one of the most popular saloon car championships. The use of standard engine & gearbox, a 'control' Yokohama A510 tyre and a weight penalty for leading cars ensures close racing at very affordable cost.

Race 5 or 8 or 11 12 Laps

Demon Tweeks/Yokohama/CCC Stock Hatch Championship

	Nº	DRIVER	CAR DETAILS	CCS	HOMETOWN	CLUB
	50	Paul Bottomley	Peugeot 205 GTi	1600	Rugby	750
o	51	Darren Blumson	Peugeot 205 GTi	1580	Reigate	750
x	52	Stephen Forster	Ford Fiesta XR2	1600	Brymbo	750
	53	Jon Mcniff	Peugeot 205 GTi	1600	Chessington	750
x	54	David Richardson	VW Golf GTi	1588	Oadby	750
o	56	Matthew Potter	Peugeot 205 GTi	1600	Iver	750
x	58	Andy Elliott	Ford Fiesta XR2	1600	Balcombe	750
	59	Craig Abraham	Rover Metro GTi	1400	Wellingborough	750
x	60	Lee Reynolds	Fiesta XR2	1600	Church Stretton	750
o	61	Tony Taylor	Peugeot 205 GTi	1580	Ware	750
	62	Andrew Glossop	Peugeot 205 GTi	1580	Marple	750
o	63	Patrick Grove	Ford Fiesta XR2	1600	Tewkesbury	750
o	67	Julian Griffin	Fiesta XR2	1600	Fleckney	750
o	68	Andre Severs	Fiesta XR2 Mk2	1600	Kettering	750
x	70	Robbie Watts	Peugeot 205 GTi	1600	Westcliff On Sea	750
	71	Darren Clayton	Fiesta XR2	1600	Clifton	750
o	74	Steve Gordon	Fiesta XR2	1597	Southampton	750
	76	Christopher Bettis	Vauxhall Nova GTE	1600	Basildon	750
o	78	Michael Thurston	Peugeot 205 GTi	1600	Maidenhead	750
	79	Richard Cole	Fiesta XR2	1600	Warwick	750
o	80	Mark Hammersley	Fiesta XR2	1600	Cannock	750
x	82	Guy Foulger	Fiesta XR2	1600	Sapcote	750
o	85	Mark Rodway	Peugeot 205 GTi	1600	Maidenhead	750
o	86	Steve Horner	Fiesta XR2	1600	Buckingham	750
o	88	Chris Owen	Vauxhall Nova GTE	1600	Neston	750
o	89	Nick Joyce	Fiesta XR2	1600	Wellesbourne	750
	92	Robert Lewis	Peugeot 106XSi	1360	Macclesfield	750
x	93	Paul Taylor	Peugeot 205 GTi	1600	Great Amwell	750
	95	Ewen Constant	VW Golf Mk 1	1600	Longbridge	750
o	97	Stephen Mannion	Fiesta XR2	1600	Pennington	750
o	99	Keith Patstone	Peugeot 205 GTi	1600	Leamington Spa	750

Drivers marked x are in the 1st Stock Hatch practice, those marked o are in the 2nd session, all others are in the 3rd session. From those combined sessions, the fastest 26 are in Race 5, the next fastest 26 are in Race 8 and the balance in Race 11.




Race 6

16 Laps

750 MC Sports 2000 Championship

Nº	CLS	DRIVER	CAR DETAILS	CCS	HOMETOWN	CLUB
1	A	Richard Gilmour	Robinson RS8201	1600	Marsham	750
2	A	Andrew Darby	AJD Clubsport	1600	Weston Favell	750
3	A	John Woodward	Tiga SC87B	1600	London	750
8	B	Nicholas Barnett	Lola T86/90	2000	London	750
16	A	David Pegley	Lola T86-90	1600	Wisborough Green	750
26	A	David Meek	Mallock Mk24B	1300	Towcester	750
27	B	Dallas Jackson	Shrike P15	2000	Wickford	750
28	B	Lawrence Phillips	Royale RP37	2000	Harpenden	750
30	B	Chris Abel	Lola T86/90	2000	Lichfield	750
33	A	Mike Fry	WEV	1300	Manchester	750
45	A	Ian Smith	Mallock Mk18/21	1600	Spalding	750
71	B	Rupert Russell	Van Diemen RF94	1993	Kislingbury	750
99	A	Alan Davenport	Haggispeed Mk6D	1600	Headley	750



The 750 Motor Club Sports 2000 Championship is for two seater sports racing cars, run in 2 classes. Class A allows the amateur designer/constructor virtually unlimited freedom of chassis and suspension design and uses either the 1300 Xflow or 1600 CVH engine; Class B is for Sports 2000 cars.

PROVISIONAL RESULT FOR RACE 1

Goldarts/Lotus 7 Club 7 - Class C/D

POS	NO.	CL	DRIVER	CAR	LAPS	RACE TIME	BEHIND	KPH	MPH	BEST LAP	ON	KPH	MPH
1	20	C	Chris WOOD	Caterham 7	12	00:14:27.48		133.03	82.66	1:11.06	7	135.34	84.09
2	6	C	Neil TURNER	Caterham Supersport	12	00:14:27.59	0.11	133.02	82.65	1:10.81	8	135.82	84.39
3	36	C	David LITCHFIELD	Caterham 7 Supersports	12	00:14:35.29	7.81	131.85	81.92	1:11.02	4	135.41	84.14
4	73	C	Nicholas FAIRMAN	Caterham 7	12	00:14:35.44	7.96	131.83	81.91	1:11.22	6	135.03	83.90
5	66	C	Matthew BAILEY	Caterham Super 7	12	00:14:35.58	8.10	131.80	81.90	1:10.90	6	135.64	84.28
6	30	C	Frazer GIBNEY	Caterham 7 Supersports	12	00:14:35.75	8.27	131.78	81.88	1:11.57	10	134.37	83.49
7	74	C	Simon FAIRMAN	Caterham 7	12	00:14:36.16	8.68	131.72	81.84	1:10.94	10	135.57	84.24
8	69	C	Alastair CHALMERS	Caterham Superlight	12	00:14:37.88	10.40	131.46	81.68	1:11.13	5	135.20	84.01
9	99	C	Fenton RAMSAHOYE	Caterham 7 Supersports	12	00:14:38.46	10.98	131.37	81.63	1:11.00	5	135.45	84.16
10	21	C	Peter RATCLIFF	Caterham 7	12	00:14:39.25	11.77	131.25	81.56	1:11.20	6	135.07	83.93
11	8	C	Paul BAILEY	Caterham Super 7	12	00:14:39.36	11.88	131.24	81.55	1:11.50	5	134.50	83.58
12	77	C	Ian BROWN	Caterham Super 7	12	00:14:39.46	11.98	131.22	81.54	1:11.58	6	134.35	83.48
13	9	C	Nigel HORSMAN	Caterham 7 Supersport	12	00:14:41.38	13.90	130.94	81.36	1:11.67	5	134.19	83.38
14	26	C	Gareth EVANS	Caterham 7 Supersports	12	00:14:52.16	24.68	129.35	80.38	1:12.62	5	132.43	82.29
15	24	C	Chris BATTEN	Caterham 7	12	00:14:55.32	27.84	128.90	80.09	1:12.92	10	131.89	81.95
16	62	C	Matthew SHIRES	Caterham 7 Supersports	12	00:14:56.67	29.19	128.70	79.97	1:12.65	12	132.38	82.25
17	79	C	Peter CLARK	Caterham 7 Supersports	12	00:14:57.08	29.60	128.64	79.93	1:12.23	12	133.15	82.73
18	7	C	Ashley CROFT	Caterham 7	12	00:14:58.16	30.68	128.49	79.84	1:12.50	12	132.65	82.42
19	54	C	Philip RICHARDSON	Caterham Super 7	12	00:15:07.67	40.19	127.14	79.00	1:13.01	9	131.72	81.85
20	63	D	Andy TOONE	Caterham 7	12	00:15:12.86	45.38	126.42	78.55	1:13.28	6	131.24	81.55
21	59	C	Peter JEFFS	Caterham Supersports	12	00:15:21.89	54.41	125.18	77.78	1:13.18	6	131.42	81.66
22	88	C	Ed TAYLOR	Caterham 7	12	00:15:55.21	1:27.73	120.82	75.07	1:15.56	4	127.28	79.08

NOT CLASSIFIED

82	D	Martyn BUTCHER	Caterham 7	3	00:03:56.56	D.N.F.	121.96	75.78	1:13.51	2	130.83	81.29
----	---	----------------	------------	---	-------------	--------	--------	-------	---------	---	--------	-------

FASTEST LAP

6	C	Neil TURNER	Caterham Supersport	1:10.81	on lap	8	135.82 KPH	84.39 MPH
63	D	Andy TOONE	Caterham 7	1:13.28	on lap	6	131.24 KPH	81.55 MPH

Class C & D Lap Records

UNISYS service

750MC - OULTON PARK

MST sports timing

DATE - 12-06-99

START - 12:21

WEATHER/TRACK - BRIGHT / DRY

ISSUED - 12:45

PROVISIONAL RESULT FOR RACE 2

Goldarts/Lotus 7 Club 7 - Class A/B

POS	NO.	CL	DRIVER	CAR	LAPS	RACE TIME	BEHIND	KPH	MPH	BEST LAP	ON	KPH	MPH
1	33	A	Mike KING	Caterham Superlight	12	00:13:40.97		140.57	87.35	1:06.92	9	143.71	89.30
2	19	A	Chris PORRITT	Caterham 7	12	00:13:55.29	14.32	138.16	85.85	1:08.40	6	140.60	87.36
3	49	A	Ian WALE	Caterham Super 7	12	00:13:58.89	17.92	137.57	85.48	1:08.64	10	140.11	87.06
4	2	B	Barry ELY	Lotus 7 S2	12	00:13:59.19	18.22	137.52	85.45	1:08.59	10	140.21	87.12
5	84	A	Simon LANYON	Caterham Super 7	12	00:14:05.72	24.75	136.46	84.79	1:07.54	9	142.39	88.48
6	99	B	Mark MAYALL	Caterham 7	12	00:14:13.20	32.23	135.26	84.05	1:07.72	7	142.01	88.24
7	60	A	John DUNHAM	Caterham 7	12	00:14:21.58	40.61	133.95	83.23	1:10.10	11	137.19	85.24
8	11	A	Mark TURNER	Caterham HPC	12	00:14:27.96	46.99	132.96	82.62	1:10.49	12	136.43	84.77
9	69	B	Stuart PHETHEAN	Caterham Roadsport	12	00:14:28.41	47.44	132.89	82.57	1:10.26	7	136.88	85.05
10	23	B	Robert DURRANT	Caterham 7	12	00:14:28.62	47.65	132.86	82.55	1:10.54	10	136.34	84.71
11	22	A	Rich MILBURN	Caterham Supersprint	12	00:14:47.20	1:06.23	130.08	80.82	1:11.81	9	133.92	83.21
12	48	B	Gerald SIMPSON	Caterham Supersprint	11	00:13:56.79	1 LAP	126.42	78.55	1:14.50	4	129.09	80.21
13	39	B	Anthony SHAUGHNESSY	Caterham 7 Supersprint	11	00:14:26.49	1 LAP	122.09	75.86	1:16.54	6	125.65	78.07

NOT CLASSIFIED

14	A	Jon MILICEVIC	Caterham Superlight	10	00:11:22.02	D.N.F.		141.01	87.62	1:07.31	9	142.88	88.78
----	---	---------------	---------------------	----	-------------	--------	--	--------	-------	---------	---	--------	-------

FASTEST LAP

33	A	Mike KING	Caterham Superlight	1:06.92	on lap 9	143.71 KPH	89.30 MPH
99	B	Mark MAYALL	Caterham 7	1:07.72	on lap 7	142.01 KPH	88.24 MPH

Class A & B lap records

Non-starters - 10 21 27 70 81

UNISYS service

750MC - OULTON PARK

MST sports timing

DATE - 12-06-99

START - 13:48

WEATHER/TRACK - BRIGHT / DRY

ISSUED - 14:06

PROVISIONAL RESULT FOR RACE 3

H.R.Owen Roadsports

POS	NO.	CL	DRIVER	CAR	LAPS	RACE TIME	BEHIND	KPH	MPH	BEST LAP	ON	KPH	MPH
1	23	C	Andrew MARLER	Lotus Elise	16	00:18:51.93		135.94	84.47	1:08.67	4	140.05	87.02
2	4	C	John LYON	Ginetta G27	16	00:19:12.66	20.73	133.49	82.95	1:09.94	8	137.50	85.44
3	19	C	Richard LLOYD	Morgan + 8	16	00:19:13.02	21.09	133.45	82.92	1:09.45	15	138.48	86.04
4	12	C	John DENCH	Porsche 911	16	00:19:38.03	46.10	130.62	81.16	1:11.03	3	135.39	84.13
5	77	B	Natasha BELL	Lotus Elise	16	00:19:51.52	59.59	129.14	80.24	1:12.28	3	133.05	82.67
6	6	B	Paul KEEVILL	Lotus Elan S3	15	00:18:53.32	1 LAP	127.29	79.09	1:13.50	14	130.84	81.30
7	3	A	Kevin GINGER	Triumph Spitfire	15	00:19:25.54	1 LAP	123.77	76.90	1:15.89	14	126.72	78.74
8	16	A	Pete RICHARDS	Clan Crusader	15	00:19:25.99	1 LAP	123.72	76.87	1:15.62	14	127.18	79.02
9	99	C	Jason EKER	Lotus Elise	15	00:19:41.26	1 LAP	122.12	75.88	1:15.90	11	126.71	78.73
10	51	C	Paul EPERON	Lotus Elise	15	00:19:44.49	1 LAP	121.79	75.67	1:14.74	4	128.67	79.95
11	29	C	Richard WINWARD	G.W.Racing Porsche 911	15	00:20:07.63	1 LAP	119.45	74.22	1:14.97	12	128.28	79.71
12	53	E	Geoff PARKINSON	TVR 3000M	14	00:18:55.96	2 LAPS	118.52	73.65	1:18.95	3	121.81	75.69
13	92	A	Michael COOK	Triumph Spitfire	14	00:19:53.06	2 LAPS	112.85	70.12	1:22.66	12	116.34	72.29
14	22	A	Steve JAY	Clan Crusader	14	00:19:59.34	2 LAPS	112.26	69.75	1:23.77	2	114.80	71.33
15	24	A	Neil BROWN	Clan	13	00:18:54.94	3 LAPS	110.16	68.45	1:24.22	3	114.19	70.95
16	33	A	Bennet LONGMAN	MG Midget	13	00:19:02.02	3 LAPS	109.47	68.02	1:23.22	13	115.56	71.80
17	34	B	David LONG	Lotus Elan	13	00:20:00.34	3 LAPS	104.15	64.72	1:29.62	2	107.31	66.68


NOT CLASSIFIED

21	C	Simon SCUFFHAM	Lotus Elise	9	00:11:29.38	D.N.F.	125.55	78.01	1:10.02	3	137.35	85.34
10	B	David HEALEY	Lotus Europa S2	9	00:12:10.63	D.N.F.	118.46	73.61	1:19.03	3	121.69	75.61

FASTEST LAP

23	C	Andrew MARLER	Lotus Elise	1:08.67	on lap	4	140.05 KPH	87.02 MPH
77	B	Natasha BELL	Lotus Elise	1:12.28	on lap	3	133.05 KPH	82.67 MPH
16	A	Pete RICHARDS	Clan Crusader	1:15.62	on lap	14	127.18 KPH	79.02 MPH
53	E	Geoff PARKINSON	TVR 3000M	1:18.95	on lap	3	121.81 KPH	75.69 MPH

Class A B C & E lap records



14:35

Non-starter - 66

UNISYS service

750MC - OULTON PARK



MST sports timing

DATE - 12-06-99

START - 14:11

WEATHER/TRACK - BRIGHT / DRY

ISSUED - 14:34

PROVISIONAL RESULT FOR RACE 4

Remarc Formula Vee (Heat)

POS	NO.	CL	DRIVER	CAR	LAPS	RACE TIME	BEHIND	KPH	MPH	BEST LAP	ON	KPH	MPH
1	45		Bill BURNETT	Sheane	12	00:14:26.46		133.19	82.76	1:09.44	7	138.50	86.05
2	11		Dave JORDAN	Sheane 98	12	00:14:27.36	0.90	133.05	82.67	1:10.38	12	136.65	84.91
3	28		Patrick SHERRINGTON	Caldwell D13	12	00:14:32.92	6.46	132.21	82.15	1:11.13	8	135.20	84.01
4	34		John HARRISON	ARI Mk4	12	00:14:33.75	7.29	132.08	82.07	1:10.45	9	136.51	84.82
5	10		Jon RANDALL	Kaimann	12	00:14:34.36	7.90	131.99	82.01	1:10.20	8	137.00	85.12
6	68		Garry MACKENDER	Spyder	12	00:14:37.01	10.55	131.59	81.76	1:10.57	7	136.28	84.68
7	21		Derek WILLETTS	Falcon Mk2	12	00:14:38.02	11.56	131.44	81.67	1:10.77	12	135.89	84.44
8	87		Paul MITSON	Scarab	12	00:14:39.01	12.55	131.29	81.58	1:11.40	12	134.69	83.69
9	77		John PALFREY	Sheane FV 94	12	00:14:48.08	21.62	129.95	80.74	1:10.89	8	135.66	84.29
10	55		Philip SANTER	Scarab	12	00:14:48.20	21.74	129.93	80.73	1:11.62	8	134.28	83.44
11	51		Alistair HESLOP	Scarab Mk4	12	00:14:58.28	31.82	128.47	79.83	1:11.24	7	135.00	83.88
12	23		Andy METCALF	Leystone	12	00:15:01.64	35.18	127.99	79.53	1:11.92	9	133.72	83.09
13	24		Alan ROBINSON	Ray 96A	12	00:15:07.92	41.46	127.11	78.98	1:13.01	9	131.72	81.85
14	67		Stuart FEATHER	Sheane FV91	12	00:15:08.21	41.75	127.07	78.95	1:12.69	9	132.30	82.21
15	65		Michael FENWICK	Scarab	12	00:15:08.90	42.44	126.97	78.89	1:13.36	8	131.09	81.46
16	58		David BOWDEN	Scarab	12	00:15:09.75	43.29	126.85	78.82	1:13.30	9	131.20	81.52
17	17		Tom WATSON	Sheane FV/96	11	00:14:34.62	1 LAP	120.95	75.15	1:17.47	9	124.14	77.13
18	99		John PARRY	Scarab Mk2	11	00:14:52.58	1 LAP	118.52	73.64	1:18.55	7	122.43	76.07

NOT CLASSIFIED

69	Dustin BARNES	Sheane 90	6	00:08:14.69	D.N.F.	116.64	72.48	1:12.09	3	133.40	82.89
73	David BLYTH	Sheane 99	3	00:03:56.82	D.N.F.	121.83	75.70	1:14.59	3	128.93	80.11
15	John STAPLETON	Leystone JH002	0	00:00:00.00							

FASTEST LAP

45 Bill BURNETT Sheane 1:09.44 on lap 7 138.50 KPH 86.05 MPH

UNISYS service

750MC - OULTON PARK

MST sports timing

DATE - 12-06-99

START - 14:13

WEATHER/TRACK - BRIGHT / DRY

ISSUED - 15:01

PROVISIONAL RESULT FOR RACE 5 (AMENDED)

Demon Tweeks/Yokohama/CCC Stock Hatch

POS	NO.	CL	DRIVER	CAR	LAPS	RACE TIME	BEHIND	KPH	MPH	BEST LAP	ON	KPH	MPH
1	41		Ian CARVELL	Peugeot 205 GTi	12	00:15:40.30		122.73	76.26	1:16.71	7	125.37	77.90
2	5		Steve POWLESLAND	Peugeot 205 GTi	12	00:15:41.56	1.26	122.57	76.16	1:17.13	8	124.69	77.47
3	22		Alan BLENCOWE	Peugeot 205 GTi	12	00:15:48.13	7.83	121.72	75.63	1:17.13	9	124.69	77.47
4	51		Darren BLUMSON	Peugeot 205 GTi	12	00:15:48.24	7.94	121.70	75.62	1:17.34	10	124.35	77.26
5	9		Robert CROYDON	Fiesta XR2	12	00:15:48.80	8.50	121.63	75.58	1:17.68	9	123.80	76.93
6	3		Marco DEL PIZZO	Fiesta XR2i	12	00:15:53.05	12.75	121.09	75.24	1:17.68	4	123.80	76.93
7	27		Paul SHEEHAN	Peugeot 205 GTi	12	00:15:54.17	13.87	120.95	75.15	1:17.84	7	123.55	76.77
8	82		Guy FOULGER	Fiesta XR2	12	00:15:54.97	14.67	120.85	75.09	1:18.13	4	123.09	76.48
9	93		Paul TAYLOR	Peugeot 205 GTi	12	00:15:55.91	15.61	120.73	75.01	1:18.07	6	123.19	76.54
10	70		Robbie WATTS	Peugeot 205 GTi	12	00:15:56.28	15.98	120.68	74.99	1:17.64	4	123.87	76.97
11	2		Jay FROST	Suzuki Swift GTi	12	00:15:57.10	16.80	120.58	74.92	1:17.67	4	123.82	76.94
12	58		Andy ELLIOTT	Ford Fiesta XR2	12	00:15:57.43	17.13	120.54	74.90	1:17.73	10	123.72	76.88
13	17		Pete MORGAN	Ford Fiesta XR2	12	00:15:57.65	17.35	120.51	74.88	1:17.67	10	123.82	76.94
14	39		Simon SMITH	Fiesta XR2	12	00:15:57.89	17.59	120.48	74.86	1:18.01	7	123.28	76.60
15	52		Stephen FORSTER	Ford Fiesta XR2	12	00:15:58.63	18.33	120.38	74.80	1:18.03	11	123.25	76.58
16	32		Donald HUGHES	Volkswagen Golf GTi	12	00:16:07.46	27.16	119.29	74.12	1:18.81	5	122.03	75.82
17	97		Stephen MANNION	Fiesta XR2	12	00:16:10.92	30.62	118.86	73.85	1:18.80	9	122.04	75.83
18	88		Chris OWEN	Vauxhall Nova GTE	12	00:16:12.84	32.54	118.63	73.71	1:18.73	9	122.15	75.90
19	61		Tony TAYLOR	Peugeot 205 GTi	12	00:16:13.06	32.76	118.60	73.69	1:18.35	5	122.74	76.27
20	20		Ande AUSTIN	Fiesta XR2	12	00:16:14.26	33.96	118.45	73.60	1:18.92	11	121.86	75.72
21	16		Hilary HOWLETT	Fiesta XR2	12	00:16:15.16	34.86	118.34	73.53	1:18.61	6	122.34	76.02
22	74		Steve GORDON	Fiesta XR2	12	00:16:27.30	47.00	116.89	72.63	1:18.65	5	122.28	75.98
NOT CLASSIFIED													
12			Richard SMITH	Fiesta XR2	11	00:14:51.53	D.N.F.	118.66	73.73	1:18.74	9	122.14	75.89
78			Michael THURSTON	Peugeot 205 GTi	9	00:11:56.44	D.N.F.	120.81	75.07	1:16.98	6	124.93	77.63
8			John GLADMAN	Peugeot 106 XSi	1	00:01:27.49	D.N.F.	109.92	68.30	1:27.49	1	109.92	68.30

FASTEST LAP

41 Ian CARVELL Peugeot 205 GTi 1:16.71 on lap 7 125.37 KPH 77.90 MPH
New Lap Record

No 19 excluded - Champ Reg 5:14 - Car underweight

UNISYS service

750MC - OULTON PARK



MST sports timing

DATE - 12-06-99

START - 15:07

WEATHER/TRACK - BRIGHT / DRY

ISSUED - 16:29

Handwritten signature
16.29

PROVISIONAL RESULT FOR RACE 6

750 Motor Club Sports 2000

POS	NO.	CL	DRIVER	CAR	LAPS	RACE TIME	BEHIND	KPH	MPH	BEST LAP	ON	KPH	MPH
1	2	A	Andrew DARBY	AJD Clubsport	16	00:17:19.68		148.00	91.96	1:03.57	7	151.28	94.00
2	3	A	John WOODWARD	Tiga SC87B	16	00:17:28.73	9.05	146.72	91.17	1:03.95	8	150.39	93.44
3	71	B	Rupert RUSSELL	Van Diemen RF94	16	00:17:31.77	12.09	146.30	90.90	1:04.36	8	149.43	92.85
4	33	A	Mike FRY	WEV	16	00:17:32.20	12.52	146.24	90.87	1:04.52	12	149.06	92.62
5	45	A	Ian SMITH	Mallock Mk18/21	16	00:18:04.48	44.80	141.89	88.16	1:06.25	8	145.16	90.20
6	27	B	Dallas JACKSON	Shrike P15	16	00:18:17.83	58.15	140.16	87.09	1:07.08	15	143.37	89.08
7	30	B	Chris ABEL	Lola T86/90	16	00:18:18.37	58.69	140.09	87.05	1:07.06	11	143.41	89.11
8	69	B	Andy STORER	Chevron B52	15	00:18:09.64	1 LAP	132.39	82.26	1:11.43	8	134.64	83.66
9	26	A	David MEEK	Mallock Mk24B	15	00:18:15.67	1 LAP	131.66	81.81	1:08.25	15	140.91	87.56
10	28	B	Lawrence PHILLIPS	Royale RP37	15	00:18:23.11	1 LAP	130.77	81.26	1:10.66	12	136.10	84.57
11	99	A	Alan DAVENPORT	Haggispeed Mk6D	14	00:18:28.17	2 LAPS	121.50	75.49	1:15.58	12	127.24	79.06

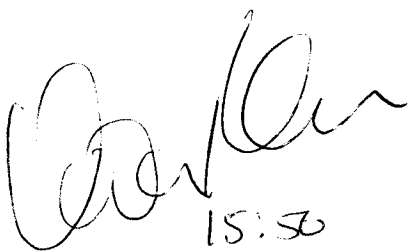
NOT CLASSIFIED

16	A	David PEGLEY	Lola T86-90	11	00:12:34.99	D.N.F.		140.12	87.06	1:03.67	8	151.05	93.85
----	---	--------------	-------------	----	-------------	--------	--	--------	-------	---------	---	--------	-------

FASTEST LAP

2	A	Andrew DARBY	AJD Clubsport	1:03.57	on lap 7	151.28 KPH	94.00 MPH
71	B	Rupert RUSSELL	Van Diemen RF94	1:04.36	on lap 8	149.43 KPH	92.85 MPH

Class A & B lap records



15:56

Non-starter - 8

UNISYS service

750MC - OULTON PARK



MST sports timing

DATE - 12-06-99

START - 15:35

WEATHER/TRACK - BRIGHT / DRY

ISSUED - 15:56

PROVISIONAL RESULT FOR RACE 7

Goldarts/Lotus 7 Club 7 - Class C/D

POS	NO.	CL	DRIVER	CAR	LAPS	RACE TIME	BEHIND	KPH	MPH	BEST LAP	ON	KPH	MPH
1	6	C	Neil TURNER	Caterham Supersport	20	00:23:59.58		133.61	83.02	1:10.38	18	136.65	84.91
2	74	C	Simon FAIRMAN	Caterham 7	20	00:23:59.75	0.17	133.59	83.01	1:10.35	12	136.70	84.94
3	73	C	Nicholas FAIRMAN	Caterham 7	20	00:23:59.89	0.31	133.58	83.00	1:10.46	18	136.49	84.81
4	30	C	Frazer GIBNEY	Caterham 7 Supersports	20	00:24:03.24	3.66	133.27	82.81	1:10.42	15	136.57	84.86
5	36	C	David LITCHFIELD	Caterham 7 Supersports	20	00:24:20.48	20.90	131.70	81.83	1:11.93	15	133.70	83.08
6	69	C	Alastair CHALMERS	Caterham Superlight	20	00:24:20.77	21.19	131.67	81.81	1:11.83	9	133.89	83.19
7	66	C	Matthew BAILEY	Caterham Super 7	20	00:24:21.37	21.79	131.62	81.78	1:11.33	12	134.83	83.77
8	21	C	Peter RATCLIFF	Caterham 7	20	00:24:35.85	36.27	130.33	80.98	1:11.55	3	134.41	83.52
9	8	C	Paul BAILEY	Caterham Super 7	20	00:24:36.07	36.49	130.31	80.97	1:11.60	18	134.32	83.46
10	24	C	Chris BATTEN	Caterham 7	20	00:24:36.20	36.62	130.30	80.96	1:11.61	18	134.30	83.45
11	62	C	Matthew SHIRES	Caterham 7 Supersports	20	00:24:36.48	36.90	130.27	80.94	1:11.53	18	134.45	83.54
12	79	C	Peter CLARK	Caterham 7 Supersports	20	00:24:37.91	38.33	130.14	80.87	1:11.86	19	133.83	83.16
13	54	C	Philip RICHARDSON	Caterham Super 7	20	00:24:50.82	51.24	129.02	80.17	1:13.06	4	131.63	81.79
14	7	C	Ashley CROFT	Caterham 7	20	00:25:06.92	1:07.34	127.64	79.31	1:13.09	18	131.58	81.76
15	59	C	Peter JEFFS	Caterham Supersports	19	00:24:20.02	1 LAP	125.15	77.76	1:14.12	16	129.75	80.62
16	88	C	Ed TAYLOR	Caterham 7	19	00:24:52.35	1 LAP	122.44	76.08	1:15.79	4	126.89	78.84

NOT CLASSIFIED

26	C	Gareth EVANS	Caterham 7 Supersports	12	00:14:55.56	D.N.F.	128.86	80.07	1:11.65	4	134.22	83.40
9	C	Nigel HORSMAN	Caterham 7 Supersport	11	00:13:42.28	D.N.F.	128.65	79.94	1:12.12	2	133.35	82.86
20	C	Chris WOOD	Caterham 7	5	00:06:05.77	D.N.F.	131.46	81.69	1:11.58	3	134.35	83.48
77	C	Ian BROWN	Caterham Super 7	5	00:06:48.01	D.N.F.	117.85	73.23	1:12.47	3	132.70	82.46
99	C	Fenton RAMSAHOYE	Caterham 7 Supersports	4	00:04:59.15	D.N.F.	128.59	79.90	1:12.12	2	133.35	82.86

FASTEST LAP

74 C Simon FAIRMAN Caterham 7 1:10.35 on lap 12 136.70 KPH 84.94 MPH
Class C Lap Record

17.00

Non-starters - 63 82

UNISYS service

750MC - OULTON PARK



MST sports timing

DATE - 12-06-99

START - 15:59

WEATHER/TRACK - BRIGHT / DRY

ISSUED - 16:27

PROVISIONAL RESULT FOR RACE 8
Demon Tweeks/Yokohama/CCC Stock Hatch

POS	NO.	CL	DRIVER	CAR	LAPS	RACE TIME	BEHIND	KPH	MPH	BEST LAP	ON	KPH	MPH
1	60		Lee REYNOLDS	Fiesta XR2	12	00:16:00.15		120.19	74.68	1:18.25	7	122.90	76.37
2	43		Alan THORNDYKE	Citroen AX GT	12	00:16:08.78	8.63	119.12	74.02	1:18.69	4	122.21	75.94
3	40		Peter MAINWARING	Fiesta XR2i	12	00:16:10.96	10.81	118.86	73.85	1:18.80	6	122.04	75.83
4	63		Patrick GROVE	Ford Fiesta XR2	12	00:16:11.53	11.38	118.79	73.81	1:18.85	7	121.97	75.78
5	10		Duncan HONE	Fiesta XR2	12	00:16:11.77	11.62	118.76	73.79	1:19.53	12	120.92	75.14
6	26		Simon HUNT	Peugeot 205 GTi	12	00:16:13.12	12.97	118.59	73.69	1:19.28	11	121.30	75.37
7	67		Julian GRIFFIN	Fiesta XR2	12	00:16:13.73	13.58	118.52	73.64	1:19.45	10	121.05	75.21
8	79		Richard COLE	Fiesta XR2	12	00:16:14.79	14.64	118.39	73.56	1:19.29	7	121.29	75.36
9	46		John RICE	Fiesta XR2	12	00:16:15.81	15.66	118.27	73.48	1:19.44	10	121.06	75.22
10	50		Paul BOTTOMLEY	Peugeot 205 GTi	12	00:16:29.15	29.00	116.67	72.49	1:20.56	4	119.38	74.18
11	99		Keith PATSTONE	Peugeot 205 GTi	12	00:16:30.39	30.24	116.52	72.40	1:19.71	8	120.65	74.97
12	92		Robert LEWIS	Peugeot 106XSi	12	00:16:30.93	30.78	116.46	72.36	1:20.66	10	119.23	74.08
13	15		Les HILL	Fiesta XR2	12	00:16:31.09	30.94	116.44	72.35	1:19.94	10	120.30	74.75
14	25		Matthew LEWIS	Fiesta XR2	12	00:16:31.32	31.17	116.41	72.33	1:19.99	8	120.23	74.70
15	86		Steve HORNER	Fiesta XR2	12	00:16:31.77	31.62	116.36	72.30	1:19.93	6	120.32	74.76
16	85		Mark RODWAY	Peugeot 205 GTi	12	00:16:34.43	34.28	116.05	72.11	1:20.17	4	119.96	74.54
17	76		Christopher BETTIS	Vauxhall Nova GTE	12	00:16:42.32	42.17	115.14	71.54	1:20.17	10	119.96	74.54
18	68		Andre SEVERS	Fiesta XR2 Mk2	12	00:16:44.12	43.97	114.93	71.41	1:21.47	6	118.04	73.35
19	38		Phillip BECKER	Fiesta XR2i	12	00:16:57.57	57.42	113.41	70.47	1:22.84	4	116.09	72.13
20	28		Andrew THORPE	Fiesta XR2	12	00:16:58.68	58.53	113.29	70.39	1:21.50	9	118.00	73.32
21	31		David HICKTON	Fiesta XR2	12	00:16:59.27	59.12	113.22	70.35	1:22.84	4	116.09	72.13
22	11		Leslie OTT	Fiesta XR2	12	00:17:03.21	1:03.06	112.79	70.08	1:22.21	9	116.98	72.69

NOT CLASSIFIED

37	John HAMMERSLEY	Peugeot 205 GTi	9	00:12:22.04	D.N.F.	116.64	72.48	1:19.11	7	121.57	75.54
80	Mark HAMMERSLEY	Fiesta XR2	6	00:08:18.22	D.N.F.	115.82	71.96	1:20.31	4	119.75	74.41

FASTEST LAP

60 Lee REYNOLDS Fiesta XR2 1:18.25 on lap 7 122.90 KPH 76.37 MPH

Non-starters - 44 53

UNISYS service

750MC - OULTON PARK



MST sports timing

DATE - 12-06-99

START - 16:32

WEATHER/TRACK - BRIGHT / DRY

ISSUED - 16:52

Lee Reynolds
15:56

PROVISIONAL RESULT FOR RACE 9

Goldarts/Lotus 7 Club 7 - Class A/B

POS	NO.	CL	DRIVER	CAR	LAPS	RACE TIME	BEHIND	KPH	MPH	BEST LAP	ON	KPH	MPH
1	33	A	Mike KING	Caterham Superlight	20	00:22:49.77		140.42	87.25	1:07.22	18	143.07	88.90
2	19	A	Chris PORRITT	Caterham 7	20	00:23:05.65	15.88	138.81	86.25	1:07.47	13	142.54	88.57
3	99	B	Mark MAYALL	Caterham 7	20	00:23:07.66	17.89	138.61	86.13	1:08.11	16	141.20	87.74
4	49	A	Ian WALE	Caterham Super 7	20	00:23:29.54	39.77	136.46	84.79	1:08.98	8	139.42	86.63
5	2	B	Barry ELY	Lotus 7 S2	20	00:23:39.59	49.82	135.49	84.19	1:09.67	18	138.04	85.77
6	11	A	Mark TURNER	Caterham HPC	20	00:23:42.34	52.57	135.23	84.03	1:10.10	9	137.19	85.24
7	23	B	Robert DURRANT	Caterham 7	20	00:23:43.14	53.37	135.15	83.98	1:09.83	19	137.72	85.57
8	69	B	Stuart PHETHEAN	Caterham Roadsport	20	00:23:58.47	1:08.70	133.71	83.08	1:10.63	4	136.16	84.60
9	22	A	Rich MILBURN	Caterham Supersprint	19	00:22:49.79	1 LAP	133.40	82.89	1:10.40	3	136.61	84.88
10	48	B	Gerald SIMPSON	Caterham Supersprint	18	00:22:57.91	2 LAPS	125.63	78.06	1:15.00	16	128.23	79.68
NOT CLASSIFIED													
60	A	John DUNHAM	Caterham 7	9	00:10:44.55	D.N.F.	134.29	83.44	1:10.18	6	137.03	85.15	
39	B	Anthony SHAUGHNESSY	Caterham 7 Supersprint	9	00:12:07.85	D.N.F.	118.92	73.89	1:16.10	6	126.37	78.52	


FASTEST LAP

33	A	Mike KING	Caterham Superlight	1:07.22	on lap	18	143.07 KPH	88.90 MPH
99	B	Mark MAYALL	Caterham 7	1:08.11	on lap	16	141.20 KPH	87.74 MPH

Non-starters - 14 84

UNISYS service

750MC - OULTON PARK

M. Wood 17.23

MST sports timing

DATE - 12-06-99

START - 16:55

WEATHER/TRACK - BRIGHT / DRY

ISSUED - 17:22

PROVISIONAL RESULT FOR RACE 10

Remarc Formula Vee (Heat)

POS	NO.	CL	DRIVER	CAR	LAPS	RACE TIME	BEHIND	KPH	MPH	BEST LAP	ON	KPH	MPH
1	1		Ray MOORE	Leastone JH0002	12	00:13:56.54		137.96	85.72	1:07.86	9	141.72	88.06
2	12		Simon ROBINSON	Leastone	12	00:13:56.67	0.13	137.93	85.71	1:08.36	9	140.68	87.41
3	7		Michele MAFFEI	Spyder 98	12	00:13:56.93	0.39	137.89	85.68	1:08.24	4	140.93	87.57
4	3		Ian JORDAN	Royale RP26	12	00:13:57.11	0.57	137.86	85.66	1:08.09	8	141.24	87.76
5	6		Geoff COGAN	Sheane Mk2	12	00:13:57.48	0.94	137.80	85.62	1:07.81	9	141.82	88.12
6	74		Karl LENNON	Sheane	12	00:13:57.59	1.05	137.78	85.61	1:07.77	8	141.91	88.18
7	2		Jeremy CLARK	Spyder GAC	12	00:14:04.85	8.31	136.60	84.88	1:07.39	8	142.71	88.67
8	57		Graham CARD	Sheane GAC	12	00:14:10.31	13.77	135.72	84.33	1:09.23	9	138.92	86.32
9	45		Bill BURNETT	Sheane	12	00:14:20.10	23.56	134.18	83.37	1:09.49	11	138.40	85.99
10	88		Guy BELLINGHAM	Scarab Mk2	12	00:14:20.66	24.12	134.09	83.32	1:09.49	5	138.40	85.99
11	29		Simon READMAN	Spyder	12	00:14:22.75	26.21	133.76	83.12	1:10.13	8	137.13	85.21
12	75		Kevin GILLESPIE	Leastone JH02	12	00:14:30.66	34.12	132.55	82.36	1:08.78	9	139.82	86.88
13	52		Steve COOPER	Scarab Mk2	12	00:14:30.72	34.18	132.54	82.35	1:10.50	8	136.41	84.76
14	10		Jon RANDALL	Kaimann	12	00:14:31.00	34.46	132.50	82.33	1:10.13	8	137.13	85.21
15	11		Dave JORDAN	Sheane 98	12	00:14:31.01	34.47	132.50	82.33	1:09.72	8	137.94	85.71
16	8		Alan HARDING	Leastone JH002	12	00:14:31.19	34.65	132.47	82.31	1:09.87	8	137.64	85.53
17	43		Gordon WEIR	Scarab Mk4	12	00:14:35.73	39.19	131.78	81.88	1:10.35	8	136.70	84.94
18	34		John HARRISON	ARI Mk4	12	00:14:37.50	40.96	131.52	81.72	1:10.49	9	136.43	84.77
19	55		Philip SANTER	Scarab	12	00:14:39.25	42.71	131.25	81.56	1:10.57	7	136.28	84.68
20	28		Patrick SHERRINGTON	Caldwell D13	12	00:14:48.15	51.61	129.94	80.74	1:10.00	10	137.39	85.37
21	51		Alistair HESLOP	Scarab Mk4	12	00:14:50.33	53.79	129.62	80.54	1:11.21	8	135.05	83.92
22	77		John PALFREY	Sheane FV 94	12	00:15:02.41	1:05.87	127.89	79.46	1:10.80	11	135.83	84.40
23	87		Paul MITSON	Scarab	12	00:15:08.39	1:11.85	127.04	78.94	1:10.55	8	136.32	84.70

NOT CLASSIFIED

32		Rodger TAYLOR	Sheane	11	00:13:19.23	D.N.F.	132.36	82.24	1:10.51	7	136.39	84.75
21		Derek WILLETTS	Falcon Mk2	11	00:13:23.35	D.N.F.	131.68	81.82	1:10.57	11	136.28	84.68
20		Martyn DONN	Scarab Mk3	5	00:06:08.00	D.N.F.	130.67	81.19	1:10.02	5	137.35	85.34

FASTEST LAP

2 Jeremy CLARK Spyder GAC 1:07.39 on lap 8 142.71 KPH 88.67 MPH
New Lap Record

Non-starter - 68

[Handwritten signature] 15 19
[Handwritten signature]

UNISYS service

750MC - OULTON PARK

MST sports timing

DATE - 12-06-99

START - 17:28

WEATHER/TRACK - BRIGHT / DRY

ISSUED - 17:48

PROVISIONAL RESULT FOR RACE 11
Demon Tweeks/Yokohama/CCC Stock Hatch

POS	NO.	CL	DRIVER	CAR	LAPS	RACE TIME	BEHIND	KPH	MPH	BEST LAP	ON	KPH	MPH
1	14		Phil WAITE	Fiesta XR2	12	00:16:47.10		114.59	71.20	1:22.28	12	116.88	72.63
2	42		Colin JONES	Fiesta XR2	12	00:16:54.64	7.54	113.74	70.67	1:22.12	8	117.11	72.77
3	95		Ewen CONSTANT	VW Golf Mk 1	12	00:16:55.27	8.17	113.67	70.63	1:22.40	12	116.71	72.52
4	59		Craig ABRAHAM	Rover Metro GTi	12	00:16:57.26	10.16	113.45	70.49	1:22.31	12	116.84	72.60
5	44		Martin ROGERS	Fiesta XR2i	12	00:17:04.38	17.28	112.66	70.00	1:22.90	8	116.01	72.08
6	89		Nick JOYCE	Fiesta XR2	12	00:17:11.29	24.19	111.90	69.53	1:23.22	10	115.56	71.80
7	45		Bill CLAYTON	Peugeot 205 GTi	12	00:17:19.75	32.65	110.99	68.97	1:24.52	7	113.78	70.70
8	71		Darren CLAYTON	Fiesta XR2	12	00:17:31.30	44.20	109.77	68.21	1:22.71	5	116.27	72.25
9	49		Jon JEFFERY	Ford Fiesta XR2	11	00:17:13.55	1 LAP	102.35	63.60	1:30.62	11	106.12	65.94
NOT CLASSIFIED													
29			Colin SHEARER	Peugeot 205 GTi	3	00:04:30.01	D.N.F.	106.85	66.39	1:23.40	2	115.31	71.65

FASTEST LAP

42 Colin JONES Fiesta XR2 1:22.12 on lap 8 117.11 KPH 72.77 MPH

Walter
18:22

Non-starter - 62

UNISYS service

750MC - OULTON PARK

MST sports timing

DATE - 12-06-99

START - 18:01

WEATHER/TRACK - BRIGHT / DRY

ISSUED - 18:22