

SEVENTY-FIFTY MOTOR CLUB

Championship Car Races



PEMBREY

8th & 9th MAY 1999

£1.50



This meeting is held under the General Regulations of the MSA Ltd (incorporating the provisions of the International Sporting Code of the FIA) and the Supplementary Regulations, Final Instructions and any written instructions which the Organisers issue for the race meeting. MSA Permit No: 58300

APPROXIMATE TIMETABLE OF EVENTS

SATURDAY 8TH

	PRACTICE
Irish Formula Vee	9.00
Stock Hatch - session 1	9.25
Remarc Formula Vee (overspill)	9.50
Stock Hatch - session 2	10.15
Remarc Formula Vee	10.40
Sports 2000	11.05
Formula 4	11.30
Kit Cars - class A	11.55
Autoscribe 750 Formula	12.20

RACE	TIME	LAPS
1 Irish & UK Formula Vee Heat	1.45	12
2 Stock Hatch (fastest 26 from practice)	2.10	12
3 Stock Hatch (next fastest 26 from practice)	2.35	12
4 Sports 2000	3.00	12
5 Formula 4	3.25	12
6 Irish Formula Vee	3.50	12
7 Kit Cars - class A	4.15	12
8 Autoscribe 750 Formula	4.40	12
9 Remarc Formula Vee	5.05	12

SUNDAY 9TH

	PRACTICE
Kit Cars - classes B & C	9.00
H.R.Owen Roadsports	9.25
Hot Hatch	9.50
Vee Allcomers	10.15

RACE	TIME	LAPS
10/11 Stock Hatch	10.40/11.05	12
12 Autoscribe 750 Formula	11.30	12
13 & 19 Kit Cars - classes B & C	11.55 & 3.25	12
14 & 20 H.R.Owen Roadsports	12.20 & 3.50	12
15 & 22 Hot Hatch	1.45 & 4.40	12
16 Sports 2000	2.10	12
17 Formula 4	2.35	12
18 Kit Cars - class A	3.00	12
21 Vee Allcomers	4.15	12

RACE MEETING OFFICIALS

MSA STEWARD

CLERKS OF COURSE

V.Ayres

DEPUTY CLERKS

A.Elcomb M.Wootten

CLUB STEWARDS

K.Messer E.Minhinnick

TIMEKEEPERS

T.Stevens (Chief) A.Stevens

S.Evans D.Williams

G.Rees L.Turner

SCRUTINEERS

D.F.D.Smith (Chief)

S.Ford P.Beaumont

D.Lovie J.Atkinson

H.Fisher D.Edwards

INCIDENT OFFICER

A.Bennett

CHIEF MARSHAL

P.Harding

CHIEF OBSERVER

P. Stenning

CHIEF MEDICAL OFFICER

Dr. N. Waghorn

RACE RESCUE UNIT

750 Motor Club

COMMENTATOR

P.Hughes

SECRETARY OF THE MEETING

Robin Knight

MARSHALS

750 Motor Club
BMRMC & friends

Races 2/3 & 10/11

12 Laps

Demon Tweaks/Yokohama/CCC Stock Hatch Championship

NO	DRIVER	CAR DETAILS	CCS	HOMETOWN	CLUB
2	Jay Frost	Suzuki Swift GTi	1300	Canvey Island	750
4	Peter Featherstone	Peugeot 205 GTi	1600	Goffs Oak	750
5	Steve Powlesland	Peugeot 205 GTi	1580	Eastleigh	750
6	Gareth Evans	Fiesta XR2i	1600	Willesden	750
8	John Gladman	Peugeot 106 XSi	1600	South Benfleet	750
9	Robert Croydon	Fiesta XR2	1600	Gravesend	750
12	Richard Smith	Fiesta XR2	1600	Redhill	750
16	Hilary Howlett	Fiesta XR2	1600	Dereham	750
17	Pete Morgan	Ford Fiesta XR2	1600	Wrexham	750
20	Ande Austin	Fiesta XR2	1600	Chesham	750
22	Alan Blencowe	Peugeot 205 GTi	1600	Tisbury	750
26	Simon Hunt	Peugeot 205 GTi	1600	Allestree	750
37	Malcolm Davison	Peugeot 205 GTi	1600	Tamworth	750
39	Simon Smith	Fiesta XR2	1600	Allestree	750
41	Ian Carvell	Peugeot 205 GTi	1600	Daventry	750
43	Alan Thorndyke	Citroen AX GT	1360	Basildon	750
51	Darren Blumson	Peugeot 205 GTi	1580	Reigate	750
52	Stephen Forster	Ford Fiesta XR2	1600	Brymbo	750
54	David Richardson	VW Golf GTi	1588	Oadby	750
56	Matthew Potter	Peugeot 205 GTi	1600	Iver	750
58	Andy Elliott	Ford Fiesta XR2	1600	Balcombe	750
60	Lee Reynolds	Fiesta XR2	1600	Church Stretton	750
70	Robbie Watts	Peugeot 205 GTi	1600	Westcliff On Sea	750
74	Steve Gordon	Fiesta XR2	1597	Southampton	750
78	Michael Thurston	Peugeot 205 GTi	1600	Maidenhead	750
82	Guy Foulger	Fiesta XR2	1600	Sapcote	750
93	Paul Taylor	Peugeot 205 GTi	1600	Great Amwell	750
97	Stephen Mannion	Fiesta XR2	1600	Pennington	750
99	Keith Patstone	Peugeot 205 GTi	1600	Leamington Spa	750

From the two Stock Hatch practice sessions, the fastest 26 will go into Race 2, the next fastest 26 in Race 3. The selection for Races 10 & 11 on Sunday will be made from the competitors fastest lap times during their Saturday race.

Demon Tweaks, Yokohama tyres & Cars & Car Conversions magazine are the main sponsors for the Stock Hatch Championship, which in only its 2nd year continues to be one of the most popular saloon car championships. The use of standard engine & gearbox, a 'control' Yokohama A510 tyre and a weight penalty for leading cars ensures close racing at very affordable cost.

Races 2/3 & 10/11

12 Laps

Demon Tweaks/Yokohama/CCC Stock Hatch Championship

NO	DRIVER	CAR DETAILS	CCS	HOMETOWN	CLUB
10	Duncan Hone	Fiesta XR2	1600	Meopham	750
13	Rob Harley	Fiesta XR2	1600	Beckenham	750
27	Paul Sheehan	Peugeot 205 GTi	1600	Coundon	750
29	Colin Shearer	Peugeot 205 GTi	1580	Fife	750
33	James Warner	Fiesta XR2	1600	Hassocks	750
38	Phillip Becker	Fiesta XR2i	1600	Henlow	750
40	Peter Mainwaring	Fiesta XR2i	1600	Sketty	750
42	Colin Jones	Fiesta XR2	1597	Corwen	750
44	Martin Rogers	Fiesta XR2i	1600	Maidenhead	750
46	John Rice	Fiesta XR2	1600	Keynsham	750
48	Dave Balding	Fiesta XR2	1600	South Woodham	750
50	Paul Bottomley	Peugeot 205 GTi	1600	Rugby	750
61	Tony Taylor	Peugeot 205 GTi	1580	Ware	750
63	Patrick Grove	Ford Fiesta XR2	1600	Tewkesbury	750
64	Chris Ayres	Peugeot 205 GTi	1600	Tewkesbury	750
67	Julian Griffin	Fiesta XR2	1600	Fleckney	750
68	Andre Severs	Fiesta XR2 Mk2	1600	Kettering	750
73	David Chinn	Fiesta XR2	1600	Rugby	750
75	Simon Bowyer	Fiesta XR2	1597	Islington	750
76	Christopher Bettis	Vauxhall Nova GTE	1600	Basilton	750
79	Richard Cole	Fiesta XR2	1600	Warwick	750
80	Mark Hammersley	Fiesta XR2	1600	Cannock	750
83	Lee Atkins	Vauxhall Nova GTE	1598	Portchester	750
84	Andrew Perks	Fiesta XR2	1600	Chelmsford	750
85	Mark Rodway	Peugeot 205 GTi	1600	Maidenhead	750
86	Steve Horner	Fiesta XR2	1600	Buckingham	750
88	Chris Owen	Vauxhall Nova GTE	1600	Neston	750
89	Nick Joyce	Fiesta XR2	1600	Wellesbourne	750
94	Steven Hartridge	VW Golf GTi	1600	Frankley	750

From the two Stock Hatch practice sessions, the fastest 26 will go into Race 2, the next fastest 26 in Race 3. The selection for Races 10 & 11 on Sunday will be made from the competitors fastest lap times during their Saturday race.

Demon Tweaks, Yokohama tyres & Cars & Car Conversions magazine are the main sponsors for the Stock Hatch Championship, which in only its 2nd year continues to be one of the most popular saloon car championships. The use of standard engine & gearbox, a 'control' Yokohama A510 tyre and a weight penalty for leading cars ensures close racing at very affordable cost.

Races 4 & 16

12 Laps

750 MC Sports 2000 Championship

NO	CLS	DRIVER	CAR DETAILS	CCS	HOMETOWN	CLUB
1	A	Richard Gilmour	Robinson RS8201	1600	Marsham	750
2	A	Andrew Darby	AJD Clubsport	1600	Weston Favell	750
3	A	John Woodward	Tiga SC87B	1600	London	750
6	A	Colin Cox	Shrike P15	1600	Fleet	750
8	B	Nicholas Barnett	Lola T86/90	2000	London	750
16	A	David Pegley	Lola T86-90	1600	Wisborough Green	750
26	A	David Meek	Mallock Mk24B	1300	Towcester	750
27	B	Dallas Jackson	Shrike P15	2000	Wickford	750
33	A	Mike Fry	WEV	1300	Manchester	750
45	A	Ian Smith	Mallock Mk18/21	1600	Spalding	750




The 750 Motor Club Sports 2000 Championship is for two seater sports racing cars, run in 2 classes. Class A allows the amateur designer/constructor virtually unlimited freedom of chassis and suspension design and uses either the 1300 Xflow or 1600 CVH engine; Class B is for Sports 2000 cars.

Races 5 & 17

12 Laps

750 MC Formula 4 Championship

NO	CLS	DRIVER	CAR DETAILS	CCS	HOMETOWN	CLUB
3	A	Erwin Smiech	Reynard SF86	1600	Lincoln	750
4	A	Clive Yorath	Delta T814	1600	Cheltenham	750
6	A	John Moore	Jay	1600	Sandhurst	750
17	B	Nigel Payne	Van Diemen RF82	2000	Chertsey	750
27	A	David Dawson	Lotus/Ford	1600	Preston	750
30	B	Stuart Wright	Van Diemen RF82	2000	Bromsgrove	750
36	A	Adrian Beswick	Davis T5	1600	Gosport	750
37	C	Paul Fellows	Royale RP27	2000	Cambridge	750
40	B	Ray Gardner	Van Diemen RF82	2000	Sible Hedingham	750
49	B	Steve Wontner	Van Diemen RF83	2000	Balham	750
54	B	Gary Dexter	Van Diemen RF83	2000	Toddington	750
57	A	Chris Kite	Van Kite F4 - 1	1600	Bracknell	750
80	A	Peter Monk	Dastle Mk1 2	1600	Woodbridge	750
82	B	Stuart Smith	Van Diemen RF82	2000	Bracknell	750
99	A	Charles Adrian	Delta T92 CEA	1600	Worcester	750



The 750 Motor Club Formula 4 Championship provides the technical sophistication of slicks and wings in an affordable single seater championship. Class A allows any design of chassis and caters for the designer/constructor as well as for cars converted from F3, FFord, FF2000 and Formula Renault; all must use either 1300 Xflow or 1600 CVH Ford engines. Class B is for FF2000 cars built prior to October 1983, class C for pre Dec '80, running to the former FF2000 regulations.

Race 6

12 Laps

Irish Formula Vee Championship

N°	DRIVER	CAR	CCS	HOMETOWN	CLUB
1.	Brian Hearty	Sheane	1300	Dundalk	750
3.	Ray Moore	Leystone JH002	1300	Dublin	750
5.	Enda O' Connor	Sheane 97	1600	Wicklow	MGCC
6.	Paul Newport	Leystone JH002	1600	Bettystown	MGCC
8.	Paul Heavey	Fina Leystone JH003	1600	Kilmeague	CKMC
11.	David Hall	Sheane 99	1600	Naas	CKMC
13.	Edwin Masson	Leystone JH002	1600	Blessington	MGCC
17.	Philip Rafferty	Sheane	1600	dundalk	MGCC
22.	Gerry O' Reilly	Sheane	1600	Kells	MGCC
23.	Fergal Begley	Sheane	1600	Dundalk	MGCC
24.	Ian Barrett	Leystone	1600	Maynooth	NEMC
25.	Ken Elliott	Sheane	1600	Clondalkin	MEC
29.	Robbie Parks	Sheane FV88	1600	Dublin	MGCC
30.	Oliver Marmion	Sheane 95	1600	Kilcurry	MGCC
31.	John Mahon	Sheane FV95	1600	Gorey	MGCC
34.	Mark Watkins	Leystone	1600	Malohide	MGCC
37.	Oliver Burke	Sheane	1600	Ardee	RIAC
47.	Nicholas O' Rourke	Sheane	1600	Dundalk	RIAC
48.	Robert Block	Sheane FV92	1600	Dublin	MGCC
63.	Peter Donnelly	Sheane	1600	Kildare	MGCC
66.	James Lyons	Sheane	1600	Naas	MGCC
71.	Ken Byrne	Sheane	1600	Dublin	LMC
72.	Antonio Taglienti	Sheane	1600	Wicklow	MGCC
73.	Paul Sammin	Sheane	1600	Louisburgh	BMC
74.	Karl Lennon	Sheane	1300	Dalkey	750
76.	James Doran	Sheane	1600	Carnew	WMC
78.	Fergus Dalton	Sheane 99	1600	Naas	MGCC
91.	Stephen Kershaw	Sheane	1600	Swords	MGCC
92.	Tony Ryan	Sheane	1600	Artane	MGCC
94.	Mark Sheehan	Sheane	1600	Navan	MGCC

Races 7 & 18

12 Laps

Kit Car Championship

sponsored by the Grass Roots Group PLC

NO	CLS	DRIVER	CAR DETAILS	CCS	HOMETOWN	CLUB
2	A	Jonathan White	Sylva Striker	1700	Frome	750
8	A	David Robinson	Sylva Striker	1998	Rotherfield	750
18	A	Clive Turner	Autotune Gemini	3000	West Hallam	750
25	A	Jonathan Barnett	Sylva Striker	1660	London	750
26	A	Nigel Brown	Leader 400	3500	Great Barr	750
28	A	Andy Charsley	Fisher Fury	1700	Bromley	750
34	A	Nick Craddock	Westfield SE	1700	Pewsey	750
40	A	Cliff Barnes	YKC Roadster	3500	Andover	750
42	A	Tom Thornton	Sylva Striker Mk2	1600	Wimbledon	750
48	A	Graham Taylor	Westfield SE	1700	Lytham	750
54	A	Andrew Ward	Sylva Striker	1700	Kettering	750
59	A	John Kalli	Vindicator Vulcan	3500	Selsey	750
60	A	Andy Sterling	Dax Rush	3600	Brockenhurst	750
61	A	Ian Fletcher	Fletcher Hornet	3500	Huntingdon	750
62	A	Phil Needham	Fisher Fury Spyder	1600	Sevenoaks	750
64	A	Brian Dean	Sylva Phoenix	1700	Leicester	750
72	A	Matthew Lewis	Eldon Roadster	3528	Woking	750
77	A	Ian Coles	Westfield SE	1660	Sompting	750
79	A	Tim Childs	Westfield 7SEi	1700	Coal Aston	750
84	A	Christopher Brown	Westfield SE	1700	London	750

Supported by
kit-car
Magazine


The Kit Car Championship, sponsored by The Grass Roots Group PLC, is for road legal front-engined Kit Cars. The engine regulations allow considerable freedom whilst there are limitations on the design of rear suspension and transmission. There are three classes, A - up to 1660 cc, B - 1661 to 3500cc and, new for 1999, class C - 1800 Ford Zetec.

Races 8 & 12

12 Laps

Autoscribe 750 Formula Championship

NO	CLS	DRIVER	CAR DETAILS	CCS	HOMETOWN	CLUB
1		Pete Knipe	DNC	850	Bracknell	750
2		Tim Cousins	Darvi Mk5	850	Peterborough	750
3		Bob Simpson	SS Reliant	850	West Drayton	750
4		Peter Bove	Darvi 88/P	850	Essendon	750
5		Antony Raine	Centaur	850	Verwood	750
8		Mick Harris	Darvi 877	850	High Wycombe	750
12	B	Andrew Lake	Darvi Mk5B	850	Bedford	750
16	B	Paul Morris	Wessex Hague	850	Fareham	750
25	B	John Addy	Hague 76	850	York	750
26	B	Gethyn Powell	GPR	850	Mold	750
27	B	Sue Buxton	Darvi Mk5/97	850	West Malling	750
30		Peter Sleight	Darvi Mk5	850	Worthing	750
36	B	Steve Boother	Harrison	850	Bracknell	750
42	B	Martin Kemp	Darvi Mk6	850	Aldershot	750
43		Dick Harvey	Darvi - 91D	850	Totteridge	750
50		Rodney Hill	Mystic T4/21	850	Ashby De La Zouch	750
52	B	Mick Burrows	Hart 98	850	High Wycombe	750
55	B	Roger Rowe	RWR	850	Kidderminster	750
67	B	Manuel Hughes	Gallard J2	850	Barton Hartshorn	750
77		Nige Cowley	Cowley MkIV	850	Doncaster	750
99	B	Adrian Daniels	Kaz 96	850	Reading	750



750 Formula is for lightweight two-seater sports racing cars and was originally introduced by the 750 MC in 1949, as its first racing formula. The regulations provide ample scope for the budding amateur to design and build his own car, and to develop his skills in chassis / suspension design and engine tuning within carefully controlled limits; alternatively there are often suitable cars available for sale from within the formula.

Race 9

12 Laps

Remarc Formula Vee Championship

NO	DRIVER	CAR DETAILS	CCS	HOMETOWN	CLUB
1	Ray Moore	Leystone JH002	1300	Dublin	750
2	Jeremy Clark	Spyder GAC	1300	Waltham Abbey	750
3	Ian Jordan	Royale RP26	1300	Tonbridge	750
6	Geoff Cogan	Sheane Mk2	1300	Wirral	750
7	Michele Maffei	Spyder 98	1300	Horsmonden	750
8	Alan Harding	Leystone JH002	1300	Stoney Stanton	750
10	Jon Randall	Kaimann	1300	Stondon Massey	750
11	Dave Jordan	Sheane 98	1300	Hildenborough	750
12	Simon Robinson	Leystone	1300	Headlam	750
14	Brian Hearty	Sheane	1300	Dundalk	750
15	John Stapleton	Leystone JH002	1300	Crayford	750
16	Chris Marshall	Scarab Mk2	1300	Daventry	750
20	Martyn Donn	Scarab Mk3	1300	Cheltenham	750
21	Derek Willetts	Falcon Mk2	1300	Great Barr	750
23	Andrew Metcalf	Leystone	1300	Skelbrooke	750
24	Alan Robinson	Ray 96A	1300	Alsager	750
28	Patrick Sherrington	Caldwell D13	1300	Maidstone	750
29	Simon Readman	Spyder	1300	Allestree	750
31	Geoff Moore	Ray/Sheane 97	1300	Hackney	750
32	Rodger Taylor	Sheane	1300	Edinburgh	750
33	Lash McCall	Sheane GAC	1300	London	750
34	John Harrison	ARI Mk4	1300	Sheffield	750
43	Gordon Weir	Scarab Mk4	1300	Littleborough	750
45	Bill Burnett	Sheane	1300	Fordcombe	750
47	John Bowles	Ray 97B	1300	Sevenoaks	750
52	Steve Cooper	Scarab Mk2	1300	Nottingham	750
54	Ian Fuller	Rossallini	1300	Rugby	750
55	Philip Santer	Scarab	1300	Hawkhurst	750
65	Michael Fenwick	Scarab	1300	Richmond	750
68	Garry Mackender	Spyder	1300	West Dereham	750
73	David Blyth	Sheane 99	1300	Milton Keynes	750
74	Karl Lennon	Sheane	1300	Dalkey	750
75	Kevin Gillespie	Leystone JH02	1300	Northwall	750
77	John Palfrey	Sheane FV 94	1300	Gt Yeldham	750
81	Mike Pascall	Scarab Mk2	1300	Maidenhead	750

The REMARC Formula Vee championship is ideal for beginner and 'expert' alike, looking for competitive single seater racing on a low budget. Engine, gearbox and much of the suspension and braking system is from the VW 1300 Beetle and this, along with a Dunlop 'control' tyre puts the emphasis on driver ability to win races. For 1999, the championship has support from REMARC TECHNOLOGIES who specialise in computer software training courses.

Race 13 & 19**12 Laps****Kit Car Championship****sponsored by the Grass Roots Group PLC**

NO	CLS	DRIVER	CAR DETAILS	CCS	HOMETOWN	CLUB
1	C	Andrew Owen	Sylva Phoenix	1800	Welwyn Garden City	750
4	B	Clive Hudson	Sylva Phoenix	1660	Litchborough	750
5	B	Mark Owen	Sylva Striker	1660	Welwyn Garden City	750
7	C	Jonathan Edwards	Westfield SE	1800	Studley	750
19	B	Martin Smith	Vindicator Sprint	1600	Warley	750
21	C	Allan Lloyd	Westfield SE	1800	Basingstoke	750
23	B	Frank Steele Mortimer	Sylva Mk4	1660	Holywell	750
30	C	Alan James	Sylva Striker Mk4	1800	Caldecotte	750
31	B	Richard Daw	Sylva Phoenix	1660	Preston Bissett	750
33	B	Mike Topp	Westfield CVH	1598	Tamworth	750
38	C	Steve Taylor	Sylva Striker	1800	Swavesey	750
46	C	Paul Gill	Sylva Striker Mk2	1800	Birmingham	750
49	B	Ian Creba	Vindicator Vulcan	1660	Kings Norton	750
53	C	Tim Harmer	Sylva Striker	1800	Pudsey	750
67	B	Charles Sterling	Sylva Phoenix	1660	Walkern	750
75	B	Nick Flynn	Sylva Striker	1660	Stockbridge	750
99	C	Edward Hasler	Westfield SEIW	1800	Woodford Green	750

Supported by
kit-car
Magazine


The Kit Car Championship, sponsored by The Grass Roots Group PLC, is for road legal front-engined Kit Cars. The engine regulations allow considerable freedom whilst there are limitations on the design of rear suspension and transmission. There are three classes, A - up to 1660 cc, B - 1661 to 3500cc and, new for 1999, class C - 1800 Ford Zetec.

Races 14 & 20

12 Laps

H.R.Owen Roadsports Championship

NO	CLS	DRIVER	CAR DETAILS	CCS	HOMETOWN	CLUB
3	A	Kevin Ginger	Triumph Spitfire	1296	West Grinstead	750
4	C	John Lyon	Ginetta G27	1796	Wellesbourne	750
6	B	Paul Keevill	Lotus Elan S3	1598	Hemel Hempstead	750
10	B	David Healey	Lotus Europa S2	1565	Norton	750
14	A	Brian Cook	MG Midget	1300	Oxford	750
15	C	Peter Davey	Lotus Elise	1800	Barnes	750
16	A	Pete Richards	Clan Crusader	998	March	750
19	C	Richard Lloyd	Morgan + 8	3900	Burley	750
22	A	Steve Jay	Clan Crusader	998	Bury	750
29	C	Richard Winward	G.W.Racing Porsche 911	3600	Whaddon	750
42	C	John Scott	Porsche 911 Carrera	3000	Droitwich	750
53	E	Geoff Parkinson	TVR 3000M	2994	Blackburn	750
56	C	Daniel Watt	Porsche 911	3200	Horsham	750
66	C	Philip Gladman	Lotus Elise	1800	Chiswick	750
70	B	Stephen Bamford	Datsun 240Z	2393	Inkberrow	750
77	B	Natasha Bell	Lotus Elise	1800	Chiswick	750



The H.R. Owen Roadsports Championship is the most varied and competitive sports car category in the country, attracting cars from four decades, over ten different manufacturers and has in excess of 110 eligible models of sports cars currently listed. With five carefully chosen class structures to ensure close competition for everyone, even cars from one-make series will find a place with more interesting competition. All cars must run on road legal tyres, but considerable engine tuning and modifications to suspension and brakes are permitted in classes A, B & C.

Races 15 & 22

12 Laps

Demon Tweeks/Yokohama/CCC Hot Hatch Championship

	NO	CLS	DRIVER	CAR DETAILS	CCS	HOMETOWN	CLUB
	3	A	Stephen Polley	Toyota Starlet	1290	Uckfield	750
	4	B	Andrew Varey	Peugeot 205 GTi	1600	Lancaster	750
	5	B	Carl Lawrence	Vauxhall Nova GTE	1600	Grimsby	750
	8	B	Bernie Bowden	Vauxhall Nova GTE	1600	Slough	750
	11	B	Adrian Lowes	Escort XR3	1600	Horsham	750
	12	B	Dave Coles	Peugeot 205 GTi	1600	Bordon	750
Res 1	15	A	Tim Purslow	Vauxhall Nova SRI	1398	Wellesbourne	750
	17	B	Barrie Culley	Fiesta XR2	1600	Basingstoke	750
	19	B	Roger Ebdon	Fiesta XR2	1600	Romsey	750
	22	B	Gareth Penn	Peugeot 205 GTi	1580	Ilchester	750
	26	B	Steve Treen	Fiesta XR2	1599	Crediton	750
	27	B	Stephen Wood	Peugeot 205 GTi	1599	Crediton	750
	30	B	Andrew Ward	Fiesta XR2	1597	Horton Heath	750
	31	B	Lewis Williams	Fiesta XR2	1600	Guildford	750
	32	B	Richard Walmsley	Peugeot 205 GTi	1600	Dewsbury	750
	36	B	Helen Allen	Fiesta XR2i	1600	Pattingham	750
	39	B	Nick Parkinson	Peugeot 205 GTi	1640	Melbourne	750
	40	B	Steve Clark	Fiesta XR2	1600	Longfield	750
	42	B	James Hands	Fiesta XR2	1600	Gt Kingshill	750
	43	B	Kelvin Hassell	Fiesta XR2	1598	Thurmaston	750
	50	B	John Hammersley	Fiesta XR2	1600	Weston	750
	52	A	Marc Gliddon	Rover Metro GTi	1400	Farnborough	750
	69	A	Steve Orchard	Rover Metro	1330	Midsomer Norton	750
Res 2	71	B	Pete Morgan	Ford Fiesta XR2	1600	Wrexham	750
	74	B	Spencer Shirley	Peugeot 205 GTi	1600	Coventry	750
	76	B	Rob Minns	Fiesta XR2	1600	Bromley	750
	84	A	Mark Bush	Rover Metro GTi	1400	Milton Keynes	750
	86	B	Paul Horton	Fiesta XR2	1600	Chandlers Ford	750
	88	A	Mark Cunningham	Citroen AX GT	1400	Southwater	750

Demon Tweeks, Yokohama tyres and Cars & Car Conversions Magazine are the main sponsors for this year's Hot Hatch Championship which attracts a wide range of popular hatchback cars of up to 1600cc. Cars are allowed engine and suspension modifications, standard pattern brakes and all must use the Yokohama A510 'control' tyre. This together with a weight penalty for leading cars ensures close racing without excessive budgets.

Race 21

12 Laps

Vee Allcomers

N°	DRIVER	CAR	CCS	HOMETOWN	CLUB
1.	Ray Moore	Leystone JH0002	1300	Dublin	750
3.	Andy Metcalf	Leystone	1300	Skelbrooke	750
4.	John Harrison	ARI Mk4	1300	Sheffield	750
5.	Enda O' Connor	Sheane 97	1600	Wicklow	MGCC
6.	Paul Newport	Leystone JH002	1600	Bettystown	MGCC
8.	Paul Heavey	Fina Leystone JH003	1600	Kilmeague	CKMC
11.	David Hall	Sheane 99	1600	Naas	CKMC
13.	Edwin Masson	Leystone JH002	1600	Blessington	MGCC
14.	Brian Hearty	Sheane	1300	Dundalk	750
15.	John Stapleton	Leystone JH002	1300	Crayford	750
20.	Martyn Donn	Scarab Mk3	1300	Cheltenham	750
22.	Gerry O' Reilly	Sheane	1600	Kells	MGCC
23.	Fergal Begley	Sheane	1600	Dundalk	MGCC
24.	Ian Barrett	Leystone	1600	Maynooth	NEMC
25.	Ken Elliott	Sheane	1600	Clondalkin	MEC
29.	Robbie Parks	Sheane FV88	1600	Dublin	MGCC
34.	Mark Watkins	Leystone	1600	Malahide	MGCC
36.	Geoff Dibben	Volksped V81	1300	Richmond	750
43.	Gordon Weir	Scarab Mk4	1300	Littleborough	750
47.	John Bowles	Ray 97B	1300	Sevenoaks	750
52.	Steve Cooper	Scarab Mk2	1300	Nottingham	750
54.	Ian Fuller	Rossallini	1300	Rugby	750
63.	Peter Donnelly	Sheane	1600	Kildare	MGCC
71.	Ken Byrne	Sheane	1600	Dublin	LMC
72.	Antonio Taglienti	Sheane	1600	Wicklow	MGCC
75.	Kevin Gillespie	Leystone JH02	1300	Northwall	750
76.	James Doran	Sheane	1600	Carnew	WMC
78.	Fergus Dalton	Sheane 99	1600	Naas	MGCC

PROVISIONAL RESULT FOR RACE 1

Irish/UK Formula Vee Heat


POS	NO.	CL	DRIVER	CAR	LAPS	RACE TIME	BEHIND	KPH	MPH	BEST LAP	ON	KPH	MPH
1	68	U	Garry MACKENDER	Spyder	12	00:15:02.32		112.18	69.70	1:12.77	11	115.92	72.02
2	15	U	John STAPLETON	Leystone JH002	12	00:15:02.39	0.07	112.17	69.70	1:12.47	11	116.40	72.32
3	11	I	David HALL	Sheane 99	12	00:15:03.04	0.72	112.09	69.65	1:12.22	11	116.80	72.57
4	4	U	John HARRISON	ARI Mk4	12	00:15:13.85	11.53	110.76	68.82	1:13.03	8	115.50	71.77
5	21	U	Derek WILLETTS	Falcon Mk2	12	00:15:16.77	14.45	110.41	68.60	1:13.60	8	114.61	71.21
6	31	I	John MAHON	Sheane FV95	12	00:15:31.78	29.46	108.63	67.50	1:15.27	6	112.07	69.63
7	66	I	James LYONS	Sheane	12	00:15:34.09	31.77	108.36	67.33	1:15.48	9	111.75	69.44
8	23	U	Andrew METCALF	Leystone	12	00:15:37.12	34.80	108.01	67.11	1:14.69	5	112.94	70.17
9	54	U	Ian FULLER	Rossallini	12	00:15:38.42	36.10	107.86	67.02	1:14.12	10	113.80	70.71
10	73	U	David BLYTH	Sheane 99	12	00:15:40.46	38.14	107.63	66.88	1:15.03	5	112.42	69.86
11	25	I	Ken ELLIOTT	Sheane	12	00:15:45.96	43.64	107.00	66.49	1:16.47	9	110.31	68.54
12	92	I	Tony RYAN	Sheane	12	00:15:47.90	45.58	106.79	66.35	1:15.82	5	111.25	69.13
13	76	I	James DORAN	Sheane	12	00:15:48.27	45.95	106.74	66.33	1:15.85	11	111.21	69.10
14	24	U	Alan ROBINSON	Ray 96A	12	00:15:48.69	46.37	106.70	66.30	1:16.11	9	110.83	68.86
15	65	U	Michael FENWICK	Scarab	12	00:15:50.80	48.48	106.46	66.15	1:14.79	8	112.78	70.08
16	71	I	Ken BYRNE	Sheane	12	00:15:57.83	55.51	105.68	65.66	1:14.39	10	113.39	70.46
17	47	I	Nicholas O'ROURKE	Sheane	12	00:16:05.15	1:02.83	104.88	65.17	1:17.50	9	108.84	67.63
18	34	I	Mark WATKINS	Leystone	11	00:15:07.70	1 LAP	102.22	63.52	1:18.21	9	107.85	67.01
19	63	I	Peter DONNELLY	Sheane	11	00:15:14.64	1 LAP	101.45	63.03	1:15.83	8	111.24	69.12
20	91	I	Stephen KERSHAW	Sheane	11	00:15:42.12	1 LAP	98.49	61.19	1:20.22	6	105.15	65.34
21	81	U	Mike PASCALL	Scarab Mk2	11	00:15:51.87	1 LAP	97.48	60.57	1:22.65	2	102.06	63.41

NOT CLASSIFIED

16	U	Chris MARSHALL	Scarab Mk2	8	00:10:43.95	D.N.F.	104.79	65.11	1:15.21	8	112.15	69.69
74	U	Karl LENNON	Sheane	5	00:06:33.41	D.N.F.	107.21	66.61	1:13.07	4	115.44	71.73
48	I	Robert BLACK	Sheane FV92	2	00:02:48.71	D.N.F.	100.00	62.13	1:19.12	2	106.61	66.24

FASTEST LAP

11	I	David HALL	Sheane 99	1:12.22	on lap	11	116.80 KPH	72.57 MPH
15	U	John STAPLETON	Leystone JH002	1:12.47	on lap	11	116.40 KPH	72.32 MPH



UNISYS service

750MC - PEMBREY

MST sports timing

DATE - 08-05-99

START - 15:19

WEATHER/TRACK - CLOUDY / WET

ISSUED - 15:36

PROVISIONAL RESULT FOR RACE 2

Demon Tweeks/Yokohama/CCC Stock Hatch

POS	NO.	CL	DRIVER	CAR	LAPS	RACE TIME	BEHIND	KPH	MPH	BEST LAP	ON	KPH	MPH
1	8		John GLADMAN	Peugeot 106 XSi	12	00:15:38.84		107.82	66.99	1:16.88	7	109.72	68.17
2	41		Ian CARVELL	Peugeot 205 GTi	12	00:15:44.24	5.40	107.20	66.61	1:17.09	5	109.42	67.99
3	2		Jay FROST	Suzuki Swift GTi	12	00:15:44.82	5.98	107.13	66.57	1:17.45	4	108.91	67.67
4	9		Robert CROYDON	Fiesta XR2	12	00:15:45.85	7.01	107.02	66.50	1:16.72	11	109.95	68.32
5	93		Paul TAYLOR	Peugeot 205 GTi	12	00:15:46.64	7.80	106.93	66.44	1:17.01	11	109.53	68.06
6	82		Guy FOULGER	Fiesta XR2	12	00:15:48.31	9.47	106.74	66.32	1:16.58	11	110.15	68.44
7	43		Alan THORNDYKE	Citroen AX GT	12	00:15:57.23	18.39	105.74	65.70	1:17.27	7	109.16	67.83
8	70		Robbie WATTS	Peugeot 205 GTi	12	00:15:59.05	20.21	105.54	65.58	1:17.70	8	108.56	67.45
9	52		Stephen FORSTER	Ford Fiesta XR2	12	00:15:59.61	20.77	105.48	65.54	1:17.50	5	108.84	67.63
10	6		Gareth EVANS	Fiesta XR2i	12	00:16:00.60	21.76	105.37	65.47	1:16.78	5	109.86	68.26
11	17		Pete MORGAN	Ford Fiesta XR2	12	00:16:01.42	22.58	105.28	65.42	1:17.91	7	108.27	67.27
12	16		Hilary HOWLETT	Fiesta XR2	12	00:16:06.04	27.20	104.78	65.11	1:17.76	7	108.48	67.40
13	51		Darren BLUMSON	Peugeot 205 GTi	12	00:16:10.03	31.19	104.35	64.84	1:17.49	10	108.85	67.64
14	22		Alan BLENCOWE	Peugeot 205 GTi	12	00:16:11.08	32.24	104.24	64.77	1:18.71	7	107.17	66.59
15	60		Lee REYNOLDS	Fiesta XR2	12	00:16:12.20	33.36	104.12	64.69	1:17.66	10	108.62	67.49
16	58		Andy ELLIOTT	Ford Fiesta XR2	12	00:16:12.59	33.75	104.07	64.67	1:17.59	10	108.71	67.55
17	10		Duncan HONE	Fiesta XR2	12	00:16:14.53	35.69	103.87	64.54	1:18.02	9	108.12	67.18
18	39		Simon SMITH	Fiesta XR2	12	00:16:15.69	36.85	103.74	64.46	1:18.04	9	108.09	67.16
19	78		Michael THURSTON	Peugeot 205 GTi	12	00:16:16.57	37.73	103.65	64.40	1:17.54	10	108.78	67.59
20	40		Peter MAINWARING	Fiesta XR2i	12	00:16:23.27	44.43	102.94	63.96	1:18.26	7	107.78	66.97
21	4		Peter FEATHERSTONE	Peugeot 205 GTi	12	00:16:23.52	44.68	102.92	63.95	1:18.34	9	107.67	66.90
22	37		Malcolm DAVISON	Peugeot 205 GTi	12	00:16:28.41	49.57	102.41	63.63	1:19.22	9	106.48	66.16
23	97		Stephen MANNION	Fiesta XR2	12	00:16:43.52	1:04.68	100.87	62.67	1:18.03	7	108.10	67.17
24	20		Ande AUSTIN	Fiesta XR2	11	00:15:40.98	1 LAP	98.61	61.27	1:21.73	5	103.21	64.13

NOT CLASSIFIED

26			Simon HUNT	Peugeot 205 GTi	6	00:08:29.05	D.N.F.	99.42	61.78	1:20.14	6	105.26	65.40
74			Steve GORDON	Fiesta XR2	6	00:08:29.68	D.N.F.	99.30	61.70	1:18.35	5	107.66	66.89

FASTEST LAP

82 Guy FOULGER Fiesta XR2 1:16.58 on lap 11 110.15 KPH 68.44 MPH



1:16.58

UNISYS service

750MC - PEMBREY

MST sports timing

DATE - 08-05-99

START - 14:24

WEATHER/TRACK - CLOUDY / WET

ISSUED - 14:41

PROVISIONAL RESULT FOR RACE 3

Demon Tweeks/Yokohama/CCC Stock Hatch

POS	NO.	CL	DRIVER	CAR	LAPS	RACE TIME	BEHIND	KPH	MPH	BEST LAP	ON	KPH	MPH
1	5		Steve POWLESLAND	Peugeot 205 GTi	12	00:15:57.17		105.75	65.71	1:17.76	10	108.48	67.40
2	86		Steve HORNER	Fiesta XR2	12	00:16:05.16	7.99	104.88	65.16	1:18.42	8	107.56	66.84
3	27		Paul SHEEHAN	Peugeot 205 GTi	12	00:16:08.61	11.44	104.50	64.93	1:18.84	10	106.99	66.48
4	61		Tony TAYLOR	Peugeot 205 GTi	12	00:16:11.99	14.82	104.14	64.71	1:18.84	8	106.99	66.48
5	80		Mark HAMMERSLEY	Fiesta XR2	12	00:16:20.01	22.84	103.29	64.18	1:19.86	8	105.62	65.63
6	63		Patrick GROVE	Ford Fiesta XR2	12	00:16:20.39	23.22	103.25	64.15	1:18.53	8	107.41	66.74
7	88		Chris OWEN	Vauxhall Nova GTE	12	00:16:23.27	26.10	102.94	63.96	1:19.92	9	105.54	65.58
8	85		Mark RODWAY	Peugeot 205 GTi	12	00:16:26.92	29.75	102.56	63.73	1:19.91	7	105.56	65.59
9	84		Andrew PERKS	Fiesta XR2	12	00:16:27.45	30.28	102.51	63.69	1:19.77	12	105.74	65.70
10	83		Lee ATKINS	Vauxhall Nova GTE	12	00:16:32.13	34.96	102.02	63.39	1:17.58	9	108.73	67.56
11	56		Matthew POTTER	Peugeot 205 GTi	12	00:16:37.86	40.69	101.44	63.03	1:20.10	9	105.31	65.43
12	67		Julian GRIFFIN	Fiesta XR2	12	00:16:40.49	43.32	101.17	62.86	1:20.91	9	104.25	64.78
13	68		Andre SEVERS	Fiesta XR2 Mk2	12	00:16:41.00	43.83	101.12	62.83	1:20.74	9	104.47	64.91
14	64		Chris AYRES	Peugeot 205 GTi	12	00:16:49.32	52.15	100.29	62.31	1:20.92	6	104.24	64.77
15	29		Colin SHEARER	Peugeot 205 GTi	12	00:16:49.64	52.47	100.25	62.29	1:21.24	6	103.83	64.51
16	50		Paul BOTTOMLEY	Peugeot 205 GTi	12	00:16:50.45	53.28	100.17	62.24	1:20.85	6	104.33	64.83
17	46		John RICE	Fiesta XR2	12	00:16:55.36	58.19	99.69	61.94	1:20.34	7	104.99	65.24
18	33		James WARNER	Fiesta XR2	12	00:16:56.42	59.25	99.59	61.88	1:19.77	12	105.74	65.70
19	79		Richard COLE	Fiesta XR2	12	00:16:57.42	1:00.25	99.49	61.82	1:20.42	12	104.89	65.17
20	76		Christopher BETTIS	Vauxhall Nova GTE	12	00:17:00.18	1:03.01	99.22	61.65	1:20.98	11	104.16	64.72
21	73		David CHINN	Fiesta XR2	12	00:17:00.53	1:03.36	99.19	61.63	1:21.15	11	103.94	64.59
22	38		Phillip BECKER	Fiesta XR2i	12	00:17:01.72	1:04.55	99.07	61.56	1:21.03	11	104.10	64.68
23	44		Martin ROGERS	Fiesta XR2i	12	00:17:06.65	1:09.48	98.59	61.26	1:20.14	11	105.26	65.40
24	89		Nick JOYCE	Fiesta XR2	12	00:17:11.55	1:14.38	98.13	60.97	1:22.19	11	102.63	63.77
25	94		Steven HARTRIDGE	VW Golf GTi	11	00:16:17.12	1 LAP	94.96	59.00	1:23.03	7	101.59	63.12

NOT CLASSIFIED

48	Dave BALDING		Fiesta XR2	8	00:11:16.48	D.N.F.		99.75	61.98	1:19.84	7	105.65	65.65
----	--------------	--	------------	---	-------------	--------	--	-------	-------	---------	---	--------	-------

FASTEST LAP

83 Lee ATKINS Vauxhall Nova GTE 1:17.58 on lap 9 108.73 KPH 67.56 MPH



15.14
MST sports timing

UNISYS service

750MC - PEMBREY

DATE - 08-05-99

START - 14:52

WEATHER/TRACK - CLOUDY / WET

ISSUED - 15:10

PROVISIONAL RESULT FOR RACE 4

750MC Sports 2000



POS	NO.	CL	DRIVER	CAR	LAPS	RACE TIME	BEHIND	KPH	MPH	BEST LAP	ON	KPH	MPH
1	16	A	David PEGLEY	Lola T86-90	12	00:13:32.93		124.52	77.37	1:05.80	6	128.19	79.65
2	2	A	Andrew DARBY	AJD Clubsport	12	00:13:33.39	0.46	124.45	77.32	1:06.48	11	126.88	78.84
3	33	A	Mike FRY	WEV	12	00:13:41.09	8.16	123.28	76.60	1:06.79	8	126.29	78.47
4	3	A	John WOODWARD	Tiga SC87B	12	00:13:44.75	11.82	122.73	76.26	1:07.40	7	125.15	77.76
5	27	B	Dallas JACKSON	Shrike P15	12	00:14:36.17	1:03.24	115.53	71.78	1:11.44	3	118.07	73.37
6	8	B	Nicholas BARNETT	Lola T86/90	12	00:14:36.36	1:03.43	115.50	71.77	1:11.24	4	118.41	73.57

NOT CLASSIFIED

45	A	Ian SMITH	Mallock Mk18/21	4	00:04:55.95	D.N.F.		114.01	70.84	1:11.43	3	118.09	73.38
----	---	-----------	-----------------	---	-------------	--------	--	--------	-------	---------	---	--------	-------

FASTEST LAP

16	A	David PEGLEY	Lola T86-90	1:05.80	on lap	6	128.19 KPH	79.65 MPH
8	B	Nicholas BARNETT	Lola T86/90	1:11.24	on lap	4	118.41 KPH	73.57 MPH


16:03


UNISYS service

750MC - PEMBREY

MST sports timing

DATE - 08-05-99

START - 15:44

WEATHER/TRACK - CLOUDY / DAMP

ISSUED - 15:59

PROVISIONAL RESULT FOR RACE 5

750MC Formula 4

POS	NO.	CL	DRIVER	CAR	LAPS	RACE TIME	BEHIND	KPH	MPH	BEST LAP	ON	KPH	MPH
1	3	A	Erwin SMIECH	Reynard SF86	12	00:13:34.00		124.35	77.27	1:06.06	11	127.69	79.34
2	17	B	Nigel PAYNE	Van Diemen RF82	12	00:13:37.74	3.74	123.78	76.91	1:06.37	9	127.09	78.97
3	49	B	Steve WONTNER	Van Diemen RF83	12	00:13:41.20	7.20	123.26	76.59	1:06.39	8	127.06	78.95
4	83	B	Stuart BOYER	Van Diemen RF83	12	00:13:45.46	11.46	122.63	76.19	1:06.97	7	125.95	78.26
5	36	A	Adrian BESWICK	Davis T5	12	00:13:45.70	11.70	122.59	76.17	1:05.26	11	129.26	80.31
6	6	A	John MOORE	Jay	12	00:13:51.61	17.61	121.72	75.63	1:07.56	12	124.85	77.58
7	99	A	Charles ADRIAN	Delta T92 CEA	12	00:13:51.79	17.79	121.69	75.61	1:05.51	12	128.76	80.01
8	40	B	Ray GARDNER	Van Diemen RF82	12	00:13:54.92	20.92	121.24	75.33	1:07.73	11	124.54	77.38
9	30	B	Stuart WRIGHT	Van Diemen RF82	12	00:14:11.80	37.80	118.83	73.84	1:08.09	8	123.88	76.98
10	82	B	Stuart SMITH	Van Diemen RF82	12	00:14:12.01	38.01	118.80	73.82	1:08.17	3	123.74	76.89
11	54	B	Gary DEXTER	Van Diemen RF83	12	00:14:12.59	38.59	118.72	73.77	1:07.17	10	125.58	78.03
12	4	A	Clive YORATH	Delta T814	12	00:14:13.46	39.46	118.60	73.69	1:07.97	12	124.10	77.11
13	27	A	David DAWSON	Lotus/Ford	11	00:13:35.47	1 LAP	113.78	70.70	1:12.58	10	116.22	72.21
14	37	C	Paul FELLOWS	Royale RP27	11	00:13:35.88	1 LAP	113.73	70.66	1:11.63	5	117.76	73.17

NOT CLASSIFIED

57 A Chris KITE Van Kite F4 - 1 0 00:00:00.00

FASTEST LAP

36	A	Adrian BESWICK	Davis T5	1:05.26	on lap	11	129.26	KPH	80.31	MPH
17	B	Nigel PAYNE	Van Diemen RF82	1:06.37	on lap	9	127.09	KPH	78.97	MPH
37	C	Paul FELLOWS	Royale RP27	1:11.63	on lap	5	117.76	KPH	73.17	MPH

UNISYS service

750MC - PEMBREY


16:28
MST sports timing

DATE - 08-05-99

START - 16:11

WEATHER/TRACK - CLOUDY / DAMP

ISSUED - 16:26

PROVISIONAL RESULT FOR RACE 6

Irish Formula Vee

POS	NO.	CL	DRIVER	CAR	LAPS	RACE TIME	BEHIND	KPH	MPH	BEST LAP	ON	KPH	MPH
1	1		Brian HEARTY	Sheane	14	00:17:02.46		115.50	71.77	1:11.05	7	118.72	73.77
2	10		Ray MOORE	Leastone JH0002	14	00:17:11.41	8.95	114.50	71.14	1:11.46	5	118.04	73.35
3	24		Ian BARRETT	Leastone	14	00:17:11.98	9.52	114.43	71.10	1:11.43	5	118.09	73.38
4	78		Fergus DALTON	Sheane 99	14	00:17:15.48	13.02	114.05	70.86	1:11.48	5	118.01	73.32
5	74		Karl LENNON	Sheane	14	00:17:20.38	17.92	113.51	70.53	1:11.98	7	117.19	72.82
6	6		Paul NEWPORT	Leastone JH002	14	00:17:31.34	28.88	112.33	69.79	1:13.02	7	115.52	71.78
7	5		Enda O'CONNOR	Sheane 97	14	00:17:32.80	30.34	112.17	69.70	1:12.09	7	117.01	72.70
8	73		Paul SAMMIN	Sheane	14	00:17:41.21	38.75	111.28	69.14	1:13.77	9	114.34	71.05
9	22		Gerry O'REILLY	Sheane	14	00:17:41.22	38.76	111.28	69.14	1:12.32	10	116.64	72.47
10	37		Oliver BURKE	Sheane	14	00:17:42.66	40.20	111.13	69.05	1:12.96	10	115.61	71.84
11	23		Fergal BEGLEY	Sheane	14	00:17:44.78	42.32	110.91	68.91	1:12.93	9	115.66	71.87
12	11		David HALL	Sheane 99	14	00:18:05.77	1:03.31	108.76	67.58	1:12.40	8	116.51	72.39
13	66		James LYONS	Sheane	14	00:18:10.75	1:08.29	108.27	67.27	1:15.26	5	112.08	69.64
14	72		Antonio TAGLIENTI	Sheane	14	00:18:10.97	1:08.51	108.25	67.26	1:13.23	9	115.19	71.57
15	71		Ken BYRNE	Sheane	14	00:18:11.96	1:09.50	108.15	67.20	1:14.13	6	113.79	70.70
16	31		John MAHON	Sheane FV95	14	00:18:14.77	1:12.31	107.87	67.02	1:14.97	12	112.51	69.91
17	29		Robbie PARKES	Sheane FV88	13	00:17:03.68	1 LAP	107.12	66.56	1:13.50	5	114.76	71.31
18	25		Ken ELLIOTT	Sheane	13	00:17:15.07	1 LAP	105.94	65.83	1:16.14	8	110.78	68.84
19	13		Edwin MASSON	Leastone JH002	13	00:17:15.25	1 LAP	105.92	65.82	1:14.27	6	113.57	70.57
20	34		Mark WATKINS	Leastone	13	00:17:27.48	1 LAP	104.69	65.05	1:17.36	7	109.04	67.75
21	92		Tony RYAN	Sheane	13	00:17:31.92	1 LAP	104.24	64.77	1:16.03	10	110.95	68.94
22	47		Nicholas O'ROURKE	Sheane	13	00:17:39.54	1 LAP	103.49	64.31	1:18.05	8	108.07	67.15
23	76		James DORAN	Sheane	13	00:18:02.19	1 LAP	101.33	62.96	1:17.65	2	108.63	67.50
24	30		Oliver MARMION	Sheane 95	12	00:18:36.47	2 LAPS	90.66	56.33	1:14.86	5	112.68	70.01

NOT CLASSIFIED

17	Philip RAFFERTY	Sheane	13	00:16:50.64	D.N.F.	108.50	67.42	1:14.31	6	113.51	70.53
8	Paul HEAVEY	Leastone JH003	3	00:04:14.06	D.N.F.	99.60	61.89	1:22.46	2	102.29	63.56

FASTEST LAP

1 Brian HEARTY Sheane 1:11.05 on lap 7 118.72 KPH 73.77 MPH

UNISYS service

750MC - PEMBREY


MST sports timing

DATE - 08-05-99

START - 16:33

WEATHER/TRACK - RAINING / WET

ISSUED - 16:52

PROVISIONAL RESULT FOR RACE 7

Grass Roots Group PLC Kit Cars - Class A

POS	NO.	CL	DRIVER	CAR	LAPS	RACE TIME	BEHIND	KPH	MPH	BEST LAP	ON	KPH	MPH
1	60	A	Andy STERLING	Dax Rush	12	00:15:29.56		108.89	67.66	1:14.76	4	112.83	70.11
2	62	A	Phil NEEDHAM	Fisher Fury Spyder	12	00:15:32.25	2.69	108.58	67.47	1:15.74	10	111.37	69.20
3	2	A	Jonathan WHITE	Sylva Striker	12	00:15:39.65	10.09	107.72	66.93	1:16.07	10	110.89	68.90
4	59	A	John KALLI	Vindicator Vulcan	12	00:15:42.15	12.59	107.44	66.76	1:15.94	10	111.08	69.02
5	18	A	Clive TURNER	Autotune Gemini	12	00:15:50.36	20.80	106.51	66.18	1:16.76	11	109.89	68.28
6	8	A	David ROBINSON	Sylva Striker	12	00:15:50.88	21.32	106.45	66.14	1:16.71	7	109.96	68.33
7	64	A	Brian DEAN	Sylva Phoenix	12	00:15:55.58	26.02	105.93	65.82	1:16.77	11	109.88	68.27
8	54	A	Andrew WARD	Sylva Striker	12	00:15:56.18	26.62	105.86	65.78	1:16.29	11	110.57	68.70
9	77	A	Ian COLES	Westfield SE	12	00:16:05.28	35.72	104.86	65.16	1:17.88	10	108.31	67.30
10	79	A	Tim CHILDS	Westfield 7SEi	12	00:16:18.09	48.53	103.49	64.30	1:16.27	7	110.60	68.72
11	72	A	Matthew LEWIS	Eldon Roadster	12	00:16:18.77	49.21	103.42	64.26	1:17.74	9	108.50	67.42
12	26	A	Nigel BROWN	Leader 400	12	00:16:30.12	1:00.56	102.23	63.52	1:18.84	11	106.99	66.48
13	42	A	Tom THORNTON	Sylva Striker Mk2	11	00:15:49.46	1 LAP	97.73	60.72	1:22.92	8	101.73	63.21
14	25	A	Jonathan BARNETT	Sylva Striker	11	00:16:18.04	1 LAP	94.87	58.95	1:24.80	11	99.47	61.81
15	34	A	Nick CRADDOCK	Westfield SE	11	00:16:26.19	1 LAP	94.09	58.46	1:25.67	9	98.46	61.18
16	84	A	Christopher BROWN	Westfield SE	11	00:16:26.82	1 LAP	94.03	58.42	1:23.92	9	100.51	62.45

NOT CLASSIFIED

40	A	Cliff BARNES	YKC Roadster	8	00:10:45.71	D.N.F.	104.51	64.94	1:16.63	6	110.08	68.40
48	A	Graham TAYLOR	Westfield SE	8	00:14:26.74	D.N.F.	77.85	48.37	1:43.25	2	81.70	50.76
28	A	Andy CHARLEY	Fisher Fury	0	00:00:00.00							

FASTEST LAP

60 A Andy STERLING Dax Rush 1:14.76 on lap 4 112.83 KPH 70.11 MPH

UNISYS service

750MC - PEMBREY


17:22

MST sports timing

DATE - 08-05-99

START - 17:01

WEATHER/TRACK - RAINING / WET

ISSUED - 17:18

PROVISIONAL RESULT FOR RACE 8

Autoscribe 750 Formula

POS	NO.	CI	DRIVER	CAR	LAPS	RACE TIME	BEHIND	KPH	MPH	BEST LAP	ON	KPH	MPH
1	5		Antony RAINE	Centaur	12	00:14:52.84		113.37	70.44	1:12.17	10	116.88	72.62
2	8		Mick HARRIS	Darvi 877	12	00:14:54.59	1.75	113.15	70.31	1:12.13	9	116.94	72.66
3	1		Pete KNIPE	DNC	12	00:14:57.25	4.41	112.81	70.10	1:10.64	9	119.41	74.20
4	3		Bob SIMPSON	SS Reliant	12	00:15:00.20	7.36	112.44	69.87	1:12.22	8	116.80	72.57
5	4		Peter BOVE	Darvi 88/P	12	00:15:12.50	19.66	110.93	68.93	1:13.58	9	114.64	71.23
6	67	B	Manuel HUGHES	Gallard J2	12	00:15:46.10	53.26	106.99	66.48	1:15.31	12	112.01	69.60
7	50		Rodney HILL	Mystic T4/21	12	00:16:01.93	1:09.09	105.23	65.38	1:18.13	12	107.96	67.08
8	30		Peter SLEIGHT	Darvi Mk5	12	00:16:22.47	1:29.63	103.03	64.02	1:18.97	9	106.81	66.37
9	16	B	Paul MORRIS	Wessex Hague	11	00:14:53.59	1 LAP	103.84	64.52	1:18.65	3	107.25	66.64
10	77		Nige COWLEY	Cowley MkIV	11	00:15:11.97	1 LAP	101.74	63.22	1:18.42	11	107.56	66.84
11	12	B	Andrew LAKE	Darvi Mk5B	11	00:15:21.57	1 LAP	100.68	62.56	1:18.82	7	107.02	66.50
12	42	B	Martin KEMP	Darvi Mk6	11	00:15:37.09	1 LAP	99.02	61.52	1:21.91	9	102.98	63.99
13	26	B	Gethyn POWELL	GPR	11	00:16:01.71	1 LAP	96.48	59.95	1:22.98	9	101.65	63.16
14	27	B	Sue BUXTON	Darvi Mk5/97	10	00:15:02.89	2 LAPS	93.42	58.05	1:26.06	10	98.01	60.90
15	25	B	John ADDY	Hague 76	10	00:15:04.88	2 LAPS	93.22	57.92	1:27.75	8	96.13	59.73
16	55	B	Roger ROWE	RWR	10	00:15:05.92	2 LAPS	93.11	57.85	1:22.69	6	102.01	63.38
17	52	B	Mick BURROWS	Hart 98	10	00:15:21.05	2 LAPS	91.58	56.90	1:22.94	5	101.70	63.19

NOT CLASSIFIED

43	Dick HARVEY	Darvi 91D	6	00:07:54.10	D.N.F.	106.75	66.33	1:14.37	5	113.42	70.48
51	B Dave HARGRAVE	Centaur Mk16	1	00:01:51.72	D.N.F.	75.50	46.91	1:51.72	1	75.50	46.91

FASTEST LAP

1	Pete KNIPE	DNC	1:10.64	on lap	9	119.41 KPH	74.20 MPH
67	B Manuel HUGHES	Gallard J2	1:15.31	on lap	12	112.01 KPH	69.60 MPH

Non-starter - 36

UNISYS service

750MC - PEMBREY

MST sports timing

DATE - 08-05-99

START - 17:25

WEATHER/TRACK - CLOUDY / WET

ISSUED - 17:42

17:44

PROVISIONAL RESULT FOR RACE 9

Remarc Formula Vee

POS	NO.	CL	DRIVER	CAR	LAPS	RACE TIME	BEHIND	KPH	MPH	BEST LAP	ON	KPH	MPH
1	14		Brian HEARTY	Sheane	12	00:15:13.87		110.76	68.82	1:13.74	2	114.39	71.08
2	1		Ray MOORE	Leystone JH0002	12	00:15:27.03	13.16	109.19	67.85	1:14.43	2	113.33	70.42
3	3		Ian JORDAN	Royale RP26	12	00:15:27.74	13.87	109.11	67.79	1:15.91	11	111.12	69.05
4	12		Simon ROBINSON	Leystone	12	00:15:31.07	17.20	108.72	67.55	1:15.03	2	112.42	69.86
5	11		Dave JORDAN	Sheane 98	12	00:15:53.63	39.76	106.14	65.95	1:17.16	8	109.32	67.93
6	8		Alan HARDING	Leystone JH002	12	00:15:54.82	40.95	106.01	65.87	1:17.27	11	109.16	67.83
7	20		Martyn DONN	Scarab Mk3	12	00:15:55.01	41.14	105.99	65.86	1:15.80	11	111.28	69.15
8	6		Geoff COGAN	Sheane Mk2	12	00:16:01.89	48.02	105.23	65.39	1:14.17	2	113.73	70.67
9	47		John BOWLES	Ray 97B	12	00:16:17.39	1:03.52	103.56	64.35	1:17.18	9	109.29	67.91
10	33		Lash McCALL	Sheane GAC	12	00:16:22.19	1:08.32	103.06	64.03	1:18.56	2	107.37	66.72
11	10		Jon RANDALL	Kaimann	12	00:16:22.63	1:08.76	103.01	64.01	1:18.44	11	107.54	66.82
12	15		John STAPLETON	Leystone JH002	12	00:16:22.88	1:09.01	102.98	63.99	1:16.47	10	110.31	68.54
13	29		Simon READMAN	Spyder	12	00:16:23.50	1:09.63	102.92	63.95	1:18.17	9	107.91	67.05
14	68		Garry MACKENDER	Spyder	12	00:16:25.44	1:11.57	102.72	63.82	1:18.16	11	107.92	67.06
15	54		Ian FULLER	Rossallini	12	00:16:28.55	1:14.68	102.39	63.62	1:17.56	11	108.76	67.58
16	52		Steve COOPER	Scarab Mk2	12	00:16:28.81	1:14.94	102.37	63.61	1:16.47	10	110.31	68.54
17	32		Rodger TAYLOR	Sheane	12	00:16:36.88	1:23.01	101.54	63.09	1:19.66	10	105.89	65.79
18	28		Patrick SHERRINGTON	Caldwell D13	11	00:15:13.88	1 LAP	101.53	63.09	1:17.36	10	109.04	67.75
19	55		Philip SANTER	Scarab	11	00:15:14.36	1 LAP	101.48	63.05	1:17.31	10	109.11	67.79
20	75		Kevin GILLESPIE	Leystone JH02	11	00:15:18.49	1 LAP	101.02	62.77	1:18.60	11	107.32	66.68
21	73		David BLYTH	Sheane 99	11	00:15:25.53	1 LAP	100.25	62.29	1:19.60	11	105.97	65.84
22	21		Derek WILLETTS	Falcon Mk2	11	00:15:45.51	1 LAP	98.13	60.98	1:20.94	6	104.21	64.75
23	23		Andrew METCALF	Leystone	11	00:15:59.08	1 LAP	96.74	60.11	1:20.48	9	104.81	65.12

NOT CLASSIFIED

34	John HARRISON	ARI Mk4	10	00:14:07.52	D.N.F.	99.53	61.84	1:20.52	10	104.76	65.09
2	Jeremy CLARK	Spyder GAC	0	00:00:00.00							
7	Michele MAFFEI	Spyder 98	0	00:00:00.00							

FASTEST LAP

14 Brian HEARTY Sheane 1:13.74 on lap 2 114.39 KPH 71.08 MPH

UNISYS service

750MC - PEMBREY

MST sports timing

DATE - 08-05-99

START - 17:50

WEATHER/TRACK - RAINING / WET

ISSUED - 18:08

18:16

PROVISIONAL RESULT FOR RACE 10

Demon Tweeks/Yokohama/CCC Stock Hatch

POS	NO.	CL	DRIVER	CAR	LAPS	RACE TIME	BEHIND	KPH	MPH	BEST LAP	ON	KPH	MPH
1	8		John GLADMAN	Peugeot 106 XSi	12	00:14:54.99		113.10	70.27	1:13.03	2	115.50	71.77
2	82		Guy FOULGER	Fiesta XR2	12	00:14:57.32	2.33	112.80	70.09	1:13.08	9	115.42	71.72
3	9		Robert CROYDON	Fiesta XR2	12	00:14:58.54	3.55	112.65	70.00	1:13.89	9	114.16	70.93
4	2		Jay FROST	Suzuki Swift GTi	12	00:15:00.11	5.12	112.46	69.87	1:13.50	6	114.76	71.31
5	5		Steve POWLESLAND	Peugeot 205 GTi	12	00:15:01.82	6.83	112.24	69.74	1:13.59	3	114.62	71.22
6	4		Peter FEATHERSTONE	Peugeot 205 GTi	12	00:15:03.33	8.34	112.05	69.63	1:13.36	7	114.98	71.45
7	43		Alan THORNDYKE	Citroen AX GT	12	00:15:05.28	10.29	111.81	69.48	1:13.72	3	114.42	71.10
8	70		Robbie WATTS	Peugeot 205 GTi	12	00:15:06.02	11.03	111.72	69.42	1:13.54	8	114.70	71.27
9	93		Paul TAYLOR	Peugeot 205 GTi	12	00:15:10.29	15.30	111.20	69.09	1:13.65	6	114.53	71.16
10	17		Pete MORGAN	Ford Fiesta XR2	12	00:15:11.13	16.14	111.09	69.03	1:13.40	7	114.92	71.41
11	60		Lee REYNOLDS	Fiesta XR2	12	00:15:11.64	16.65	111.03	68.99	1:13.74	7	114.39	71.08
12	10		Duncan HONE	Fiesta XR2	12	00:15:13.62	18.63	110.79	68.84	1:14.14	5	113.77	70.69
13	83		Lee ATKINS	Vauxhall Nova GTE	12	00:15:22.48	27.49	109.73	68.18	1:15.21	3	112.15	69.69
14	16		Hilary HOWLETT	Fiesta XR2	12	00:15:22.82	27.83	109.69	68.15	1:14.82	5	112.74	70.05
15	39		Simon SMITH	Fiesta XR2	12	00:15:23.02	28.03	109.66	68.14	1:14.92	6	112.59	69.96
16	22		Alan BLENCOWE	Peugeot 205 GTi	12	00:15:26.80	31.81	109.22	67.86	1:14.48	3	113.25	70.37
17	40		Peter MAINWARING	Fiesta XR2i	12	00:15:27.82	32.83	109.10	67.79	1:15.17	3	112.21	69.72
18	63		Patrick GROVE	Ford Fiesta XR2	12	00:15:28.30	33.31	109.04	67.75	1:14.91	9	112.60	69.97
19	41		Ian CARVELL	Peugeot 205 GTi	12	00:15:57.43	1:02.44	105.72	65.69	1:14.32	12	113.50	70.52

NOT CLASSIFIED

51	Darren BLUMSON	Peugeot 205 GTi	7	00:08:59.93	D.N.F.	109.36	67.95	1:14.07	7	113.88	70.76
97	Stephen MANNION	Fiesta XR2	7	00:09:04.23	D.N.F.	108.49	67.41	1:15.10	5	112.32	69.79
74	Steve GORDON	Fiesta XR2	7	00:09:04.71	D.N.F.	108.40	67.35	1:14.63	6	113.03	70.23
6	Gareth EVANS	Fiesta XR2i	3	00:03:50.75	D.N.F.	109.67	68.14	1:13.59	2	114.62	71.22
52	Stephen FORSTER	Ford Fiesta XR2	1	00:01:24.92	D.N.F.	99.33	61.72	1:24.92	1	99.33	61.72
86	Steve HORNER	Fiesta XR2	1	00:01:30.35	D.N.F.	93.36	58.01	1:30.35	1	93.36	58.01

FASTEST LAP

8 John GLADMAN Peugeot 106 XSi 1:13.03 on lap 2 115.50 KPH 71.77 MPH

Non-starter - 58

UNISYS service

750MC - PEMBREY

MST sports timing

DATE - 09-05-99

START - 10:54

WEATHER/TRACK - BRIGHT / DRY

ISSUED - 11:10

[Handwritten Signature]
11:45

PROVISIONAL RESULT FOR RACE 11

Demon Tweeks/Yokohama/CCC Stock Hatch

POS	NO.	CL	DRIVER	CAR	LAPS	RACE TIME	BEHIND	KPH	MPH	BEST LAP	ON	KPH	MPH
1	61		Tony TAYLOR	Peugeot 205 GTi	14	00:18:18.97		107.46	66.77	1:15.68	12	111.46	69.26
2	26		Simon HUNT	Peugeot 205 GTi	14	00:18:19.02	0.05	107.45	66.77	1:15.01	12	112.45	69.87
3	80		Mark HAMMERSLEY	Fiesta XR2	14	00:18:19.90	0.93	107.37	66.71	1:14.88	4	112.65	70.00
4	20		Ande AUSTIN	Fiesta XR2	14	00:18:20.46	1.49	107.31	66.68	1:14.57	11	113.12	70.29
5	27		Paul SHEEHAN	Peugeot 205 GTi	14	00:18:20.75	1.78	107.28	66.66	1:14.86	11	112.68	70.01
6	88		Chris OWEN	Vauxhall Nova GTE	14	00:18:23.76	4.79	106.99	66.48	1:15.39	13	111.89	69.52
7	64		Chris AYRES	Peugeot 205 GTi	14	00:18:27.70	8.73	106.61	66.24	1:15.70	11	111.43	69.24
8	46		John RICE	Fiesta XR2	14	00:18:28.41	9.44	106.54	66.20	1:16.22	12	110.67	68.76
9	84		Andrew PERKS	Fiesta XR2	14	00:18:29.62	10.65	106.43	66.13	1:15.34	4	111.96	69.57
10	79		Richard COLE	Fiesta XR2	14	00:18:31.89	12.92	106.21	65.99	1:15.49	14	111.74	69.43
11	56		Matthew POTTER	Peugeot 205 GTi	14	00:18:35.30	16.33	105.88	65.79	1:16.07	13	110.89	68.90
12	76		Christopher BETTIS	Vauxhall Nova GTE	14	00:18:35.79	16.82	105.84	65.76	1:15.84	10	111.22	69.11
13	68		Andre SEVERS	Fiesta XR2 Mk2	14	00:18:37.86	18.89	105.64	65.64	1:16.34	12	110.49	68.66
14	29		Colin SHEARER	Peugeot 205 GTi	14	00:18:53.05	34.08	104.22	64.76	1:17.63	8	108.66	67.52
15	50		Paul BOTTOMLEY	Peugeot 205 GTi	14	00:18:53.49	34.52	104.18	64.74	1:17.53	14	108.80	67.60
16	73		David CHINN	Fiesta XR2	14	00:18:53.83	34.86	104.15	64.72	1:17.17	12	109.31	67.92
17	48		Dave BALDING	Fiesta XR2	14	00:18:57.33	38.36	103.83	64.52	1:16.23	11	110.65	68.76
18	89		Nick JOYCE	Fiesta XR2	14	00:18:59.87	40.90	103.60	64.37	1:17.29	14	109.14	67.81
19	94		Steven HARTRIDGE	VW Golf GTi	14	00:19:01.72	42.75	103.43	64.27	1:18.02	13	108.12	67.18
20	67		Julian GRIFFIN	Fiesta XR2	14	00:19:03.38	44.41	103.28	64.18	1:17.74	4	108.50	67.42
21	44		Martin ROGERS	Fiesta XR2i	14	00:19:05.96	46.99	103.05	64.03	1:17.49	14	108.85	67.64
22	38		Phillip BECKER	Fiesta XR2i	14	00:19:24.03	1:05.06	101.45	63.04	1:17.52	8	108.81	67.61

NOT CLASSIFIED

37	Malcolm DAVISON	Peugeot 205 GTi	9	00:12:17.49	D.N.F.	102.94	63.96	1:15.46	4	111.78	69.46
85	Mark RODWAY	Peugeot 205 GTi	7	00:09:41.95	D.N.F.	101.46	63.04	1:16.33	5	110.51	68.67
33	James WARNER	Fiesta XR2	4	00:05:26.23	D.N.F.	103.43	64.26	1:18.62	3	107.29	66.67

FASTEST LAP

20 Ande AUSTIN Fiesta XR2 1:14.57 on lap 11 113.12 KPH 70.29 MPH

Handwritten signature
11:53

UNISYS service

750MC - PEMBREY

MST sports timing

DATE - 09-05-99

START - 11:21

WEATHER/TRACK - BRIGHT / DRY

ISSUED - 11:41

PROVISIONAL RESULT FOR RACE 12

Autoscribe 750 Formula

POS	NO.	CL	DRIVER	CAR	LAPS	RACE TIME	BEHIND	KPH	MPH	BEST LAP	ON	KPH	MPH
1	1		Pete KNIPE	DNC	12	00:13:26.43		125.52	77.99	1:05.44	4	128.90	80.09
2	3		Bob SIMPSON	SS Reliant	12	00:13:28.31	1.88	125.23	77.81	1:05.87	4	128.06	79.57
3	67	B	Manuel HUGHES	Gallard J2	12	00:13:41.93	15.50	123.15	76.52	1:06.86	10	126.16	78.39
4	8		Mick HARRIS	Darvi 877	12	00:13:43.36	16.93	122.94	76.39	1:05.45	6	128.88	80.08
5	30		Peter SLEIGHT	Darvi Mk5	12	00:13:47.80	21.37	122.28	75.98	1:07.16	10	125.60	78.04
6	12	B	Andrew LAKE	Darvi Mk5B	12	00:14:34.36	1:07.93	115.77	71.93	1:10.67	9	119.36	74.17
7	42	B	Martin KEMP	Darvi Mk6	12	00:14:36.43	1:10.00	115.49	71.76	1:10.93	10	118.92	73.89
8	16	B	Paul MORRIS	Wessex Hague	12	00:14:38.47	1:12.04	115.23	71.60	1:11.47	3	118.02	73.33
9	55	B	Roger ROWE	RWR	11	00:13:26.72	1 LAP	115.02	71.47	1:10.85	5	119.06	73.98
10	26	B	Gethyn POWELL	GPR	11	00:13:29.71	1 LAP	114.59	71.20	1:10.59	10	119.50	74.25
11	27	B	Sue BUXTON	Darvi Mk5/97	11	00:13:30.47	1 LAP	114.49	71.14	1:10.75	9	119.23	74.08
12	51	B	Dave HARGRAVE	Centaur Mk16	9	00:13:26.63	3 LAPS	94.11	58.48	1:27.56	4	96.34	59.86

NOT CLASSIFIED

50			Rodney HILL	Mystic T4/21	10	00:12:15.05	D.N.F.	114.76	71.30	1:11.52	9	117.94	73.28
4			Peter BOVE	Darvi 88/P	4	00:04:41.02	D.N.F.	120.07	74.60	1:07.59	3	124.80	77.54
5			Antony RAINE	Centaur	4	00:04:55.27	D.N.F.	114.27	71.00	1:07.83	3	124.36	77.27
77			Nige COWLEY	Cowley MkIV	2	00:02:41.12	D.N.F.	104.71	65.06	1:21.96	1	102.92	63.95
52	B		Mick BURROWS	Hart 98	0	00:00:00.00							

FASTEST LAP

1	Pete KNIPE	DNC	1:05.44	on lap	4	128.90 KPH	80.09 MPH
67	B Manuel HUGHES	Gallard J2	1:06.86	on lap	10	126.16 KPH	78.39 MPH

Non-starters - 25 43

UNISYS service

750MC - PEMBREY

[Handwritten Signature]
12:34
MST sports timing

DATE - 09-05-99

START - 11:49

WEATHER/TRACK - BRIGHT / DRY

ISSUED - 12:05

PROVISIONAL RESULT FOR RACE 13

Grass Roots Group PLC Kit Cars - Class B/C

POS	NO.	CL	DRIVER	CAR	LAPS	RACE TIME	BEHIND	KPH	MPH	BEST LAP	ON	KPH	MPH
1	4	B	Clive HUDSON	Sylva Phoenix	12	00:13:38.95		123.60	76.80	1:07.04	11	125.82	78.18
2	1	C	Andrew OWEN	Sylva Phoenix	12	00:13:43.14	4.19	122.97	76.41	1:06.80	6	126.28	78.46
3	53	C	Tim HARMER	Sylva Striker	12	00:13:46.85	7.90	122.42	76.07	1:07.55	2	124.87	77.59
4	38	C	Steve TAYLOR	Sylva Striker	12	00:13:51.00	12.05	121.81	75.69	1:06.74	4	126.39	78.53
5	33	B	Mike TOPP	Westfield CVH	12	00:13:58.70	19.75	120.69	74.99	1:06.87	12	126.14	78.38
6	75	B	Nick FLYNN	Sylva Striker	12	00:14:02.21	23.26	120.19	74.68	1:07.05	9	125.80	78.17
7	19	B	Martin SMITH	Vindicator Sprint	12	00:14:14.23	35.28	118.50	73.63	1:09.63	7	121.14	75.27
8	67	B	Charles STERLING	Sylva Phoenix	12	00:14:17.03	38.08	118.11	73.39	1:09.10	4	122.07	75.85
9	46	C	Paul GILL	Sylva Striker Mk2	12	00:14:19.78	40.83	117.73	73.15	1:07.73	10	124.54	77.38
10	7	C	Jonathan EDWARDS	Westfield SE	12	00:14:35.57	56.62	115.61	71.83	1:10.33	9	119.94	74.52

NOT CLASSIFIED

30	C	Alan JAMES	Sylva Striker Mk4	8	00:09:47.34	D.N.F.	114.89	71.39	1:10.26	7	120.06	74.60
5	B	Mark OWEN	Sylva Striker	7	00:08:02.99	D.N.F.	122.25	75.96	1:07.42	3	125.11	77.74
23	B	Frank STEELE MORTIMER	Sylva Mk4	0	00:00:00.00							

FASTEST LAP

38	C	Steve TAYLOR	Sylva Striker	1:06.74	on lap	4	126.39 KPH	78.53 MPH
33	B	Mike TOPP	Westfield CVH	1:06.87	on lap	12	126.14 KPH	78.38 MPH

Establish class C lap record

12-56

Non-starter - 31 99

UNISYS service

750MC - PEMBREY

MST sports timing

DATE - 09-05-99

START - 12:10

WEATHER/TRACK - BRIGHT / DRY

ISSUED - 12:25

PROVISIONAL RESULT FOR RACE 14

H.R.Owen Roadsports

POS	NO.	CL	DRIVER	CAR	LAPS	RACE TIME	BEHIND	KPH	MPH	BEST LAP	ON	KPH	MPH
1	66	C	Philip GLADMAN	Lotus Elise	12	00:13:24.34		125.85	78.19	1:05.17	4	129.43	80.42
2	19	C	Richard LLOYD	Morgan + 8	12	00:13:45.82	21.48	122.57	76.16	1:07.28	11	125.37	77.90
3	4	C	John LYON	Ginetta G27	12	00:13:48.64	24.30	122.15	75.90	1:07.48	3	125.00	77.67
4	15	C	Peter DAVEY	Lotus Elise	12	00:14:00.70	36.36	120.40	74.81	1:07.55	3	124.87	77.59
5	77	B	Natasha BELL	Lotus Elise	12	00:14:13.29	48.95	118.63	73.71	1:08.90	4	122.43	76.07
6	6	B	Paul KEEVILL	Lotus Elan S3	12	00:14:14.04	49.70	118.52	73.64	1:09.12	11	122.04	75.83
7	16	A	Pete RICHARDS	Clan Crusader	12	00:14:24.62	1:00.28	117.07	72.74	1:10.13	7	120.28	74.74
8	3	A	Kevin GINGER	Triumph Spitfire	12	00:14:24.73	1:00.39	117.06	72.73	1:10.38	8	119.85	74.47
9	56	C	Daniel WATT	Porsche 911	11	00:13:48.52	1 LAP	111.99	69.59	1:12.55	10	116.27	72.24
10	10	B	David HEALEY	Lotus Europa S2	11	00:14:08.13	1 LAP	109.40	67.98	1:13.49	2	114.78	71.32
11	53	E	Geoff PARKINSON	TVR 3000M	11	00:14:13.22	1 LAP	108.75	67.57	1:14.23	10	113.64	70.61
12	99	C	Jason EKER	Lotus Elise	11	00:14:14.04	1 LAP	108.64	67.51	1:12.83	7	115.82	71.97
13	14	A	Brian COOK	MG Midget	11	00:14:27.46	1 LAP	106.96	66.46	1:14.66	3	112.98	70.20
14	22	A	Steve JAY	Clan Crusader	10	00:13:36.55	2 LAPS	103.30	64.19	1:18.95	2	106.84	66.39

NOT CLASSIFIED

FASTEST LAP

66	C Philip GLADMAN	Lotus Elise	1:05.17	on lap	4	129.43 KPH	80.42 MPH
77	B Natasha BELL	Lotus Elise	1:08.90	on lap	4	122.43 KPH	76.07 MPH
16	A Pete RICHARDS	Clan Crusader	1:10.13	on lap	7	120.28 KPH	74.74 MPH
53	E Geoff PARKINSON	TVR 3000M	1:14.23	on lap	10	113.64 KPH	70.61 MPH


Lap records classes C & E

13-01

Non-starters - 29 & 70

UNISYS service

750MC - PEMBREY



MST sports timing

DATE - 09-05-99

START - 12:38

WEATHER/TRACK - CLOUDY / DRY

ISSUED - 12:54

PROVISIONAL RESULT FOR RACE 15

Demon Tweeks/Yokohama/CCC Hot Hatch

POS	NO.	CL	DRIVER	CAR	LAPS	RACE TIME	BEHIND	KPH	MPH	BEST LAP	ON	KPH	MPH
1	86	B	Paul HORTON	Fiesta XR2	14	00:17:59.28		109.42	67.99	1:10.82	3	119.11	74.01
2	50	B	John HAMMERSLEY	Fiesta XR2	14	00:17:59.86	0.58	109.36	67.95	1:10.78	2	119.17	74.05
3	40	B	Steve CLARK	Fiesta XR2	14	00:18:00.64	1.36	109.28	67.90	1:10.63	9	119.43	74.21
4	8	B	Bernie BOWDEN	Vauxhall Nova GTE	14	00:18:02.60	3.32	109.08	67.78	1:10.56	6	119.55	74.28
5	12	B	Dave COLES	Peugeot 205 GTi	14	00:18:06.78	7.50	108.66	67.52	1:11.38	9	118.17	73.43
6	32	B	Richard WALMSLEY	Peugeot 205 GTi	14	00:18:07.70	8.42	108.57	67.46	1:11.73	10	117.60	73.07
7	5	B	Carl LAWRENCE	Vauxhall Nova GTE	14	00:18:10.10	10.82	108.33	67.31	1:11.47	9	118.02	73.33
8	11	B	Adrian LOWES	Escort XR3	14	00:18:11.30	12.02	108.21	67.24	1:11.98	14	117.19	72.82
9	42	B	James HANDS	Fiesta XR2	14	00:18:13.48	14.20	108.00	67.10	1:12.17	11	116.88	72.62
10	3	A	Stephen POLLEY	Toyota Starlet	14	00:18:17.82	18.54	107.57	66.84	1:12.07	4	117.04	72.72
11	17	B	Barrie CULLEY	Fiesta XR2	14	00:18:22.23	22.95	107.14	66.57	1:12.19	10	116.85	72.60
12	88	A	Mark CUNNINGHAM	Citroen AX GT	14	00:18:22.79	23.51	107.08	66.54	1:12.62	9	116.16	72.17
13	71	B	Pete MORGAN	Ford Fiesta XR2	14	00:18:23.47	24.19	107.02	66.50	1:12.50	9	116.35	72.29
14	39	B	Nick PARKINSON	Peugeot 205 GTi	14	00:18:26.70	27.42	106.71	66.30	1:12.79	14	115.88	72.00
15	31	B	Lewis WILLIAMS	Fiesta XR2	14	00:18:28.29	29.01	106.55	66.21	1:13.05	9	115.47	71.75
16	84	A	Mark BUSH	Rover Metro GTi	14	00:18:30.83	31.55	106.31	66.06	1:13.69	10	114.47	71.13
17	27	B	Stephen WOOD	Peugeot 205 GTi	14	00:19:12.19	1:12.91	102.49	63.68	1:16.91	11	109.68	68.15
18	43	B	Kelvin HASSELL	Fiesta XR2	14	00:19:12.88	1:13.60	102.43	63.65	1:17.23	10	109.22	67.87
19	36	B	Helen ALLEN	Fiesta XR2i	13	00:18:00.95	1 LAP	101.44	63.03	1:19.96	11	105.49	65.55
20	69	A	Steve ORCHARD	Rover Metro	13	00:18:01.37	1 LAP	101.41	63.01	1:18.15	4	107.94	67.07
21	74	B	Spencer SHIRLEY	Peugeot 205 GTi	13	00:18:18.68	1 LAP	99.81	62.02	1:11.03	9	118.76	73.79

NOT CLASSIFIED

15	A	Tim PURSLOW	Vauxhall Nova SRi	13	00:17:30.57	D.N.F.	104.38	64.86	1:13.89	11	114.16	70.93
4	B	Andrew VAREY	Peugeot 205 GTi	12	00:15:34.37	D.N.F.	108.33	67.31	1:10.03	4	120.45	74.84
76	B	Rob MINNS	Fiesta XR2	7	00:09:20.04	D.N.F.	105.43	65.51	1:12.95	4	115.63	71.85
19	B	Roger EBDON	Fiesta XR2	3	00:04:15.08	D.N.F.	99.21	61.64	1:22.46	1	102.29	63.56
30	B	Andrew WARD	Fiesta XR2	2	00:02:32.87	D.N.F.	110.36	68.57	1:12.32	2	116.64	72.47

FASTEST LAP

4	B	Andrew VAREY	Peugeot 205 GTi	1:10.03	on lap	4	120.45 KPH	74.84 MPH
3	A	Stephen POLLEY	Toyota Starlet	1:12.07	on lap	4	117.04 KPH	72.72 MPH

Class B lap record

[Signature]
14:45

UNISYS service

750MC - PEMBREY

MST sports timing

DATE - 09-05-99

START - 13:48

WEATHER/TRACK - CLOUDY / DRY

ISSUED - 14:08

PROVISIONAL RESULT FOR RACE 16

750MC Sports 2000

POS	NO.	CL	DRIVER	CAR	LAPS	RACE TIME	BEHIND	KPH	MPH	BEST LAP	ON	KPH	MPH
1	16	A	David PEGLEY	Lola T86-90	12	00:12:13.43		138.01	85.76	1:00.12	8	140.31	87.18
2	33	A	Mike FRY	WEV	12	00:12:14.39	0.96	137.83	85.64	1:00.20	9	140.12	87.06
3	3	A	John WOODWARD	Tiga SC87B	12	00:12:22.75	9.32	136.28	84.68	1:00.85	7	138.62	86.13
4	27	B	Dallas JACKSON	Shrike P15	12	00:12:53.23	39.80	130.91	81.34	1:03.49	11	132.86	82.55
5	8	B	Nicholas BARNETT	Lola T86/90	12	00:12:53.43	40.00	130.87	81.32	1:03.59	11	132.65	82.42

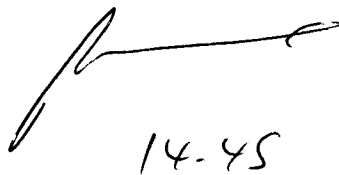
NOT CLASSIFIED

2	A	Andrew DARBY	AJD Clubsport	3	00:03:21.95	D.N.F.	125.31	77.86	1:00.63	2	139.13	86.45
---	---	--------------	---------------	---	-------------	--------	--------	-------	---------	---	--------	-------

FASTEST LAP

16	A	David PEGLEY	Lola T86-90	1:00.12	on lap 8	140.31 KPH	87.18 MPH
27	B	Dallas JACKSON	Shrike P15	1:03.49	on lap 11	132.86 KPH	82.55 MPH

Class A lap record


14-45

Non-starter - 45

UNISYS service

750MC - PEMBREY



MST sports timing

DATE - 09-05-99

START - 14:22

WEATHER/TRACK - BRIGHT / DRY

ISSUED - 14:35

PROVISIONAL RESULT FOR RACE 17

750MC Formula 4

POS	NO.	CL	DRIVER	CAR	LAPS	RACE TIME	BEHIND	KPH	MPH	BEST LAP	ON	KPH	MPH
1	6	A	John MOORE	Jay	8	00:08:06.90		138.59	86.12	0:59.26	6	142.34	88.45
2	57	A	Chris KITE	Van Kite F4 - 1	8	00:08:07.87	0.97	138.32	85.95	0:58.61	7	143.92	89.43
3	3	A	Erwin SMIECH	Reynard SF86	8	00:08:11.88	4.98	137.19	85.25	1:00.41	6	139.63	86.76
4	17	B	Nigel PAYNE	Van Diemen RF82	8	00:08:12.97	6.07	136.89	85.06	1:00.50	6	139.43	86.63
5	83	B	Stuart BOYER	Van Diemen RF83	8	00:08:18.06	11.16	135.49	84.19	1:00.52	8	139.38	86.60
6	49	B	Steve WONTNER	Van Diemen RF83	8	00:08:19.33	12.43	135.14	83.97	1:00.95	8	138.40	85.99
7	36	A	Adrian BESWICK	Davis T5	8	00:08:20.25	13.35	134.90	83.82	1:00.20	4	140.12	87.06
8	99	A	Charles ADRIAN	Delta T92 CEA	8	00:08:20.51	13.61	134.83	83.78	1:01.23	8	137.76	85.60
9	4	A	Clive YORATH	Delta T814	8	00:08:22.19	15.29	134.38	83.49	1:00.73	7	138.90	86.30
10	40	B	Ray GARDNER	Van Diemen RF82	8	00:08:29.99	23.09	132.32	82.22	1:02.10	2	135.83	84.40
11	30	B	Stuart WRIGHT	Van Diemen RF82	8	00:08:32.39	25.49	131.70	81.83	1:02.58	3	134.79	83.75
12	54	B	Gary DEXTER	Van Diemen RF83	8	00:08:47.18	40.28	128.01	79.54	1:02.13	6	135.77	84.36
13	27	A	David DAWSON	Lotus/Ford	8	00:08:49.44	42.54	127.46	79.20	1:04.21	3	131.37	81.63
14	37	C	Paul FELLOWS	Royale RP27	8	00:09:26.78	1:19.88	119.06	73.98	1:05.39	4	129.00	80.15
15	80	A	Peter MONK	Dastle Mk12	7	00:08:14.08	1 LAP	119.51	74.26	1:08.38	5	123.36	76.65

NOT CLASSIFIED

FASTEST LAP

57	A	Chris KITE	Van Kite F4 - 1	0:58.61	on lap	7	143.92 KPH	89.43 MPH
17	B	Nigel PAYNE	Van Diemen RF82	1:00.50	on lap	6	139.43 KPH	86.63 MPH
37	C	Paul FELLOWS	Royale RP27	1:05.39	on lap	4	129.00 KPH	80.15 MPH

Non-starter - 82

UNISYS service

750MC - PEMBREY


15:51
MST sports timing

DATE - 09-05-99

START - 14:58

WEATHER/TRACK - BRIGHT / DRY

ISSUED - 15:08

PROVISIONAL RESULT FOR RACE 18

Grass Roots Group PLC Kit Cars - Class A

POS	NO.	CL	DRIVER	CAR	LAPS	RACE TIME	BEHIND	KPH	MPH	BEST LAP	ON	KPH	MPH
1	8	A	David ROBINSON	Sylva Striker	12	00:14:01.99		120.22	74.70	1:07.27	4	125.39	77.91
2	2	A	Jonathan WHITE	Sylva Striker	12	00:14:02.01	0.02	120.22	74.70	1:07.27	4	125.39	77.91
3	60	A	Andy STERLING	Dax Rush	12	00:14:21.21	19.22	117.53	73.03	1:08.29	2	123.52	76.75
4	64	A	Brian DEAN	Sylva Phoenix	12	00:14:22.17	20.18	117.40	72.95	1:08.41	3	123.30	76.62
5	77	A	Ian COLES	Westfield SE	12	00:14:22.88	20.89	117.31	72.89	1:08.60	2	122.96	76.40
6	62	A	Phil NEEDHAM	Fisher Fury Spyder	12	00:14:26.95	24.96	116.76	72.55	1:08.90	3	122.43	76.07
7	59	A	John KALLI	Vindicator Vulcan	12	00:14:32.39	30.40	116.03	72.09	1:09.46	2	121.44	75.46
8	18	A	Clive TURNER	Autotune Gemini	12	00:14:39.06	37.07	115.15	71.55	1:10.50	2	119.65	74.34
9	26	A	Nigel BROWN	Leader 400	12	00:15:11.66	1:09.67	111.03	68.99	1:10.57	5	119.53	74.27
10	42	A	Tom THORNTON	Sylva Striker Mk2	12	00:15:14.49	1:12.50	110.69	68.78	1:12.75	2	115.95	72.04
11	34	A	Nick CRADDOCK	Westfield SE	11	00:14:20.78	1 LAP	107.79	66.98	1:14.81	5	112.75	70.06
12	25	A	Jonathan BARNETT	Sylva Striker	11	00:14:22.04	1 LAP	107.64	66.88	1:14.81	4	112.75	70.06
13	84	A	Christopher BROWN	Westfield SE	11	00:14:25.23	1 LAP	107.24	66.63	1:15.47	5	111.77	69.45

NOT CLASSIFIED

79	A	Tim CHILDS	Westfield 7SEi	9	00:11:45.60	D.N.F.	107.59	66.85	1:12.23	3	116.78	72.56
40	A	Cliff BARNES	YKC Roadster	6	00:08:07.17	D.N.F.	103.89	64.55	1:17.37	2	109.02	67.74
72	A	Matthew LEWIS	Eldon Roadster	5	00:05:49.73	D.N.F.	120.60	74.93	1:07.88	4	124.27	77.21
28	A	Andy CHARLSLEY	Fisher Fury	3	00:03:38.08	D.N.F.	116.04	72.10	1:07.09	2	125.73	78.12

FASTEST LAP

28 A Andy CHARLSLEY Fisher Fury 1:07.09 on lap 2 125.73 KPH 78.12 MPH

Non-starters - 48 54

UNISYS service

750MC - PEMBREY

MST sports timing

DATE - 09-05-99

START - 16:22

WEATHER/TRACK - DRY to DAMP

ISSUED - 16:37

17:00

PROVISIONAL RESULT FOR RACE 19

Grass Roots Group PLC Kit Cars - Class B/C

POS	NO.	CL	DRIVER	CAR	LAPS	RACE TIME	BEHIND	KPH	MPH	BEST LAP	ON	KPH	MPH
1	33	B	Mike TOPP	Westfield CVH	14	00:17:51.83		110.18	68.46	1:11.02	5	118.77	73.80
2	38	C	Steve TAYLOR	Sylva Striker	14	00:17:52.83	1.00	110.08	68.40	1:10.57	5	119.53	74.27
3	1	C	Andrew OWEN	Sylva Phoenix	14	00:17:55.78	3.95	109.77	68.21	1:11.17	5	118.52	73.64
4	46	C	Paul GILL	Sylva Striker Mk2	14	00:17:56.08	4.25	109.74	68.19	1:11.30	5	118.31	73.51
5	75	B	Nick FLYNN	Sylva Striker	14	00:18:00.07	8.24	109.34	67.94	1:11.70	5	117.65	73.10
6	4	B	Clive HUDSON	Sylva Phoenix	14	00:18:01.90	10.07	109.15	67.82	1:11.62	11	117.78	73.18
7	53	C	Tim HARMER	Sylva Striker	14	00:18:07.36	15.53	108.60	67.48	1:10.97	5	118.86	73.85
8	7	C	Jonathan EDWARDS	Westfield SE	14	00:18:16.09	24.26	107.74	66.94	1:15.19	13	112.18	69.71

NOT CLASSIFIED

19	B	Martin SMITH	Vindicator Sprint	3	00:04:19.58	D.N.F.	97.49	60.57	1:14.46	2	113.28	70.39
67	B	Charles STERLING	Sylva Phoenix	3	00:08:30.03	D.N.F.	49.61	30.83	1:14.15	2	113.76	70.68

FASTEST LAP

38	C	Steve TAYLOR	Sylva Striker	1:10.57	on lap	5	119.53 KPH	74.27 MPH
33	B	Mike TOPP	Westfield CVH	1:11.02	on lap	5	118.77 KPH	73.80 MPH

Non-starters - 5 23 30 31 99

UNISYS service

750MC - PEMBREY

 MST sports timing

DATE - 09-05-99

START - 16:50

WEATHER/TRACK - RAINING / WET

ISSUED - 17:09

H. COOPER
17.15

PROVISIONAL RESULT FOR RACE 20

H.R.Owen Roadsports

POS	NO.	CL	DRIVER	CAR	LAPS	RACE TIME	BEHIND	KPH	MPH	BEST LAP	ON	KPH	MPH
1	66	C	Philip GLADMAN	Lotus Elise	12	00:13:23.44		125.99	78.28	1:04.57	7	130.64	81.17
2	19	C	Richard LLOYD	Morgan + 8	12	00:13:29.33	5.89	125.07	77.71	1:06.09	4	127.63	79.31
3	4	C	John LYON	Ginetta G27	12	00:13:52.50	29.06	121.59	75.55	1:07.03	3	125.84	78.19
4	15	C	Peter DAVEY	Lotus Elise	12	00:14:04.55	41.11	119.85	74.47	1:08.31	5	123.48	76.73
5	6	B	Paul KEEVILL	Lotus Elan S3	12	00:14:07.04	43.60	119.50	74.25	1:09.27	12	121.77	75.66
6	3	A	Kevin GINGER	Triumph Spitfire	12	00:14:19.24	55.80	117.80	73.20	1:09.83	4	120.80	75.06
7	14	A	Brian COOK	MG Midget	12	00:14:37.98	1:14.54	115.29	71.64	1:11.05	3	118.72	73.77
8	77	B	Natasha BELL	Lotus Elise	11	00:13:32.33	1 LAP	114.22	70.97	1:10.18	10	120.19	74.68
9	56	C	Daniel WATT	Porsche 911	11	00:13:36.73	1 LAP	113.61	70.59	1:11.90	11	117.32	72.90
10	99	C	Jason EKER	Lotus Elise	11	00:14:01.76	1 LAP	110.23	68.49	1:12.37	5	116.56	72.42
11	53	E	Geoff PARKINSON	TVR 3000M	11	00:14:03.25	1 LAP	110.03	68.37	1:14.31	11	113.51	70.53
12	29	C	Richard WINWARD	G.W.Racing Porsche 911	11	00:14:55.55	1 LAP	103.61	64.38	1:15.96	9	111.05	69.00
13	22	A	Steve JAY	Clan Crusader	10	00:13:26.80	2 LAPS	104.55	64.96	1:18.19	3	107.88	67.03

NOT CLASSIFIED

16	A	Pete RICHARDS	Clan Crusader	9	00:11:11.65	D.N.F.	113.03	70.23	1:11.46	4	118.04	73.35
10	B	David HEALEY	Lotus Europa S2	9	00:11:26.83	D.N.F.	110.53	68.68	1:13.58	4	114.64	71.23

FASTEST LAP

66	C	Philip GLADMAN	Lotus Elise	1:04.57	on lap	7	130.64 KPH	81.17 MPH
6	B	Paul KEEVILL	Lotus Elan S3	1:09.27	on lap	12	121.77 KPH	75.66 MPH
3	A	Kevin GINGER	Triumph Spitfire	1:09.83	on lap	4	120.80 KPH	75.06 MPH
53	E	Geoff PARKINSON	TVR 3000M	1:14.31	on lap	11	113.51 KPH	70.53 MPH

Class C lap record

UNISYS service

750MC - PEMBREY

MST sports timing

DATE - 09-05-99

START - 15:12

WEATHER/TRACK - CLOUDY / DRY

ISSUED - 15:27

PROVISIONAL RESULT FOR RACE 21

Formula Vee Allcomers

POS	NO.	CL	DRIVER	CAR	LAPS	RACE TIME	BEHIND	KPH	MPH	BEST LAP	ON	KPH	MPH
1	14		Brian HEARTY	Sheane	12	00:13:03.89		129.13	80.23	1:03.85	6	132.11	82.09
2	24		Ian BARRETT	Leastone	12	00:13:10.55	6.66	128.04	79.56	1:05.05	6	129.67	80.57
3	75		Kevin GILLESPIE	Leastone JH002	12	00:13:12.02	8.13	127.80	79.41	1:04.70	3	130.37	81.01
4	10		Ray MOORE	Leastone JH0002	12	00:13:22.30	18.41	126.17	78.39	1:04.93	7	129.91	80.72
5	6		Paul NEWPORT	Leastone JH002	12	00:13:22.66	18.77	126.11	78.36	1:05.25	4	129.28	80.33
6	52		Steve COOPER	Scarab Mk2	12	00:13:23.41	19.52	125.99	78.29	1:05.49	10	128.80	80.03
7	11		David HALL	Sheane 99	12	00:13:29.52	25.63	125.04	77.69	1:05.21	9	129.35	80.38
8	13		Edwin MASSON	Leastone JH002	12	00:13:31.28	27.39	124.77	77.53	1:06.17	7	127.48	79.21
9	22		Fergal BEGLEY	Sheane	12	00:13:38.58	34.69	123.66	76.83	1:05.41	9	128.96	80.13
10	23		Gerry O'REILLY	Sheane	12	00:13:41.89	38.00	123.16	76.52	1:05.93	9	127.94	79.50
11	29		Robbie PARKS	Sheane FV88	12	00:14:10.45	1:06.56	119.02	73.95	1:07.65	10	124.69	77.48
12	76		James DORAN	Sheane	12	00:14:15.91	1:12.02	118.26	73.48	1:09.32	9	121.68	75.61
13	71		Ken BYRNE	Sheane	11	00:13:05.39	1 LAP	118.14	73.41	1:06.13	2	127.55	79.26
14	34		Mark WATKINS	Leastone	11	00:13:06.15	1 LAP	118.03	73.34	1:07.97	10	124.10	77.11
15	63		Peter DONNELLY	Sheane	11	00:13:09.92	1 LAP	117.46	72.99	1:10.22	10	120.13	74.64
16	25		Ken ELLIOTT	Sheane	11	00:13:10.50	1 LAP	117.38	72.93	1:08.34	3	123.43	76.69
17	54		Ian FULLER	Rossallini	11	00:13:16.43	1 LAP	116.50	72.39	1:09.23	10	121.84	75.71
18	3		Andy METCALF	Leastone	11	00:13:18.67	1 LAP	116.18	72.19	1:09.17	9	121.95	75.77
19	66		James LYONS	Sheane	11	00:13:18.79	1 LAP	116.16	72.18	1:08.78	9	122.64	76.20

NOT CLASSIFIED

72	Antonio TAGLIANTI	Sheane	11	00:12:58.23	D.N.F.	119.23	74.08	1:05.52	2	128.74	80.00		
5	Enda O'CONNOR	Sheane 97	10	00:11:12.14	D.N.F.	125.50	77.98	1:05.46	9	128.86	80.07		
15	John STAPLETON	Leastone JH002	3	00:03:27.39	D.N.F.	122.02	75.82	1:06.41	2	127.02	78.92		
16	Paul HEAVEY	Leastone JH003	2	00:06:17.57	D.N.F.	44.68	27.76	1:41.53	1	83.08	51.62		
78	Fergus DALTON	Sheane 99	0	00:00:00.00									



FASTEST LAP

14 Brian HEARTY Sheane 1:03.85 on lap 6 132.11 KPH 82.09 MPH

Non-starters - 30 47

UNISYS service

750MC - PEMBREY


16:03


MST sports timing

DATE - 09-05-99

START - 15:38

WEATHER/TRACK - CLOUDY / DRY

ISSUED - 15:53

PROVISIONAL RESULT FOR RACE 22

Demon Tweeks/Yokohama/CCC Hot Hatch

POS	NO.	CL	DRIVER	CAR	LAPS	RACE TIME	BEHIND	KPH	MPH	BEST LAP	ON	KPH	MPH
1	50	B	John HAMMERSLEY	Fiesta XR2	12	00:14:32.61		116.00	72.08	1:11.11	2	118.62	73.71
2	86	B	Paul HORTON	Fiesta XR2	12	00:14:32.72	0.11	115.98	72.07	1:11.15	2	118.55	73.66
3	40	B	Steve CLARK	Fiesta XR2	12	00:14:32.89	0.28	115.96	72.05	1:10.99	3	118.82	73.83
4	8	B	Bernie BOWDEN	Vauxhall Nova GTE	12	00:14:34.84	2.23	115.70	71.89	1:11.20	4	118.47	73.61
5	74	B	Spencer SHIRLEY	Peugeot 205 GTi	12	00:14:34.91	2.30	115.69	71.89	1:10.56	4	119.55	74.28
6	12	B	Dave COLES	Peugeot 205 GTi	12	00:14:36.17	3.56	115.53	71.78	1:11.08	8	118.67	73.74
7	11	B	Adrian LOWES	Escort XR3	12	00:14:45.68	13.07	114.29	71.01	1:11.77	3	117.53	73.03
8	88	A	Mark CUNNINGHAM	Citroen AX GT	12	00:14:50.79	18.18	113.63	70.61	1:12.79	3	115.88	72.00
9	3	A	Stephen POLLEY	Toyota Starlet	12	00:14:50.94	18.33	113.61	70.59	1:11.29	11	118.32	73.52
10	42	B	James HANDS	Fiesta XR2	12	00:14:53.40	20.79	113.30	70.40	1:12.30	8	116.67	72.49
11	39	B	Nick PARKINSON	Peugeot 205 GTi	12	00:14:55.73	23.12	113.01	70.22	1:12.58	6	116.22	72.21
12	17	B	Barrie CULLEY	Fiesta XR2	12	00:15:00.43	27.82	112.42	69.85	1:13.04	6	115.49	71.76
13	84	A	Mark BUSH	Rover Metro GTi	12	00:15:05.00	32.39	111.85	69.50	1:12.81	8	115.85	71.99
14	31	B	Lewis WILLIAMS	Fiesta XR2	12	00:15:06.07	33.46	111.72	69.41	1:13.07	8	115.44	71.73
15	5	B	Carl LAWRENCE	Vauxhall Nova GTE	12	00:15:07.70	35.09	111.51	69.29	1:11.84	2	117.42	72.96
16	76	B	Rob MINNS	Fiesta XR2	12	00:15:11.36	38.75	111.07	69.01	1:12.49	8	116.36	72.30
17	43	B	Kelvin HASSELL	Fiesta XR2	12	00:15:53.45	1:20.84	106.16	65.97	1:16.54	3	110.21	68.48
18	27	B	Stephen WOOD	Peugeot 205 GTi	12	00:16:29.88	1:57.27	102.26	63.54	1:16.77	5	109.88	68.27
19	26	B	Steve TREEN	Fiesta XR2	11	00:14:40.10	1 LAP	105.43	65.51	1:17.52	9	108.81	67.61
20	69	A	Steve ORCHARD	Rover Metro	11	00:14:40.77	1 LAP	105.35	65.46	1:17.35	11	109.05	67.76
21	36	B	Helen ALLEN	Fiesta XR2i	11	00:15:21.42	1 LAP	100.70	62.57	1:20.26	4	105.10	65.30

NOT CLASSIFIED

32	B	Richard WALMSLEY	Peugeot 205 GTi	9	00:10:58.09	D.N.F.	115.36	71.68	1:11.38	7	118.17	73.43
71	B	Pete MORGAN	Ford Fiesta XR2	8	00:10:08.07	D.N.F.	110.98	68.96	1:12.99	7	115.57	71.81
19	B	Roger EBDON	Fiesta XR2	2	00:02:39.40	D.N.F.	105.84	65.76	1:14.13	2	113.79	70.70

FASTEST LAP

74	B	Spencer SHIRLEY	Peugeot 205 GTi	1:10.56	on lap 4	119.55 KPH	74.28 MPH
3	A	Stephen POLLEY	Toyota Starlet	1:11.29	on lap 11	118.32 KPH	73.52 MPH

Non-starters - 4 15 30

UNISYS service

750MC - PEMBREY

MST sports timing

DATE - 09-05-99

START - 16:01

WEATHER/TRACK - BRIGHT / DRY

ISSUED - 16:17

