

STAMPERS' CLUB Car Races



OFFICIAL PROGRAMME

SNETTERTON

18th & 19th SEPTEMBER

1999

£2.00



This meeting is held under the General Regulations of the MSA Ltd (incorporating the provisions of the International Sporting Code of the FIA) and the Supplementary Regulations, Final Instructions and any written instructions which the Organisers issue for the race meeting. MSA Permit No: 58289.

TIMETABLE of EVENTS

SATURDAY 18th

	Goldarts/Lotus 7 Club 7 Championship C + D	9.00
	Demon Tweeks/Yokohama/CCC Stock Hatch Championship	9.25
	Demon Tweeks/Yokohama/CCC Stock Hatch Championship	9.50
	Goldarts/Lotus 7 Club 7 Championship A + B	10.15
	750 Motor Club Sports 2000 Championship	10.40
	H.R.Owen Roadsports Championship	11.05
	750 Motor Club Formula 4 Championship	11.30
	Demon Tweeks/Yokohama/CCC Hot Hatch Championship	11.55
Race 1	Goldarts/Lotus 7 Club 7 Championship C + D	1.15
Race 2	Demon Tweeks/Yokohama/CCC Stock Hatch Championship	1.40
Race 3	Goldarts/Lotus 7 Club 7 Championship A + B	2.05
Race 4	750 Motor Club Sports 2000 Championship	2.30
Race 5	H.R.Owen Roadsports Championship	2.55
Race 6	Demon Tweeks/Yokohama/CCC Stock Hatch Championship	3.35
Race 7	750 Motor Club Formula 4 Championship	4.00
Race 8	Demon Tweeks/Yokohama/CCC Hot Hatch Championship	4.30
Race 9	Goldarts/Lotus 7 Club 7 Championship C + D	4.55
Race 10	Goldarts/Lotus 7 Club 7 Championship A + B	5.20

SUNDAY 19th

	Remarc Formula Vee Championship	9.00
	Remarc Formula Vee Championship	9.25
	Grass Roots PLC Kit Car Championship class A	9.50
	Grass Roots PLC Kit Car Championship class B + C	10.15
	750 Motor Club Sports 2000 Championship	10.40
Race 11	H.R.Owen Roadsports Championship	11.15
Race 12	Demon Tweeks/Yokohama/CCC Stock Hatch Championship	11.40
Race 13	Remarc Formula Vee Championship	12.05
Race 14	Grass Roots PLC Kit Car Championship class A	12.45
Race 15	Grass Roots PLC Kit Car Championship class B + C	2.15
Race 16	750 Motor Club Formula 4 Championship	2.40
Race 17	Demon Tweeks/Yokohama/CCC Hot Hatch Championship	3.05
Race 18	Remarc Formula Vee Championship	3.30
Race 19	Demon Tweeks/Yokohama/CCC Stock Hatch Championship	4.10
Race 20	Grass Roots PLC Kit Car Championship class A	4.35
Race 21	Grass Roots PLC Kit Car Championship class B + C	5.00
Race 22		

The organisers reserve the right, with the permission of the Stewards of the Meeting and/or the Clerk of Course, to change the order in which events are run and to postpone, cancel or abandon the meeting or any part thereof.

RACE MEETING OFFICIALS

MSA STEWARD

TBA

CLERKS OF COURSE

V.Ayres J.Smith

DEPUTY CLERKS

K.Farquhar

CLUB STEWARDS

E.Minhinnick/K.Messer
W.Gregory

TIMEKEEPERS

T.Stevens (Chief) A.Stevens
A.Preston M.Adie
D.Nunn D.Evans
R.Adie T.Adie

SCRUTINEERS

D.F.D.Smith (Chief) N.Jones
I.Brocklesby R.Byatt
D.Lovie P.Beaumont
C.Baker M.Hoggarth

INCIDENT OFFICER

A.Bennett

CHIEF MARSHAL

P.Harding

CHIEF OBSERVER

P. Stenning

CHIEF MEDICAL OFFICER

Prof. C.Loveday

RACE RESCUE UNIT

750 Motor Club BRSCC

COMMENTATOR

L.Beales

SECRETARY OF THE MEETING

Robin Knight

MARSHALS 750 Motor Club
BMRMC & friends

RECOVERY VEHICLES

Red Rocket Recovery

Races 1 & 9

10 Laps

Goldarts/Lotus 7 Club 7 Championship

Nº	CLS	DRIVER	CAR DETAILS	CCS	HOMETOWN	CLUB
6	C	Neil Turner	Caterham Supersport	1400	Bristol	750
7	C	Ashley Croft	Caterham 7	1400	Letchworth	750
8	C	Paul Bailey	Caterham Super 7	1400	Oxford	750
9	C	Nigel Horsman	Caterham 7 Supersport	1400	Castle Donington	750
15	D	Mark Giles	Caterham 7 Classic	1598	Ganston	750
20	C	Chris Wood	Caterham 7	1400	London	750
21	C	Peter Ratcliff	Caterham 7	1400	Epsom	750
22	C	John Benfield	Caterham 7	1400	Houghton Regis	750
23	C	William Brown	Caterham 7	1400	Windlesham	750
24	C	Chris Batten	Caterham 7	1400	Bournemouth	750
27	C	Howard Kaye	Caterham 7 Supersports	1400	Crouch End	750
30	C	Frazer Gibney	Caterham 7 Supersports	1400	London	750
36	C	David Litchfield	Caterham 7 Supersports	1400	Wimbledon	750
37	C	Adrian Watt	Caterham 7 Supersports	1400	Peterborough	750
44	D	Ian Woodland	Caterham Classic	1598	Billericay	750
52	C	John Hill	Caterham 7	1400	Beckenham	750
54	C	Philip Richardson	Caterham Super 7	1400	Windlesham	750
61	C	James Dutson	Caterham Supersport	1400	Christchurch	750
66	C	Matthew Bailey	Caterham Super 7	1400	Oxford	750
73	C	Nicholas Fairman	Caterham 7	1400	Croydon	750
74	C	Simon Fairman	Caterham 7	1400	Fetcham	750
77	C	Ian Brown	Caterham Super 7	1400	Stevenage	750
79	C	Peter Clark	Caterham 7 Supersports	1400	Finedon	750
88	C	Ed Taylor	Caterham 7	1400	Stoke By Clare	750
89	D	Julian Atkinson	Caterham 7	1600	Englefield Green	750
99	C	Fenton Ramsahoye	Caterham 7 Supersports	1400	Clapham Common	750

The 1999 GoldArts/Lotus 7 Club 7 Championship is for Caterham / Lotus 7 running in 4 classes. Class C is for controlled 1400cc K Series; D is for Classic/Scholarship cars with 1600 Xflow or Vauxhall engined cars. All have to run on a choice of Yokohama tyres and a minimum weight of 600 kgs including the driver. The championship enjoys support from Goldarts Jewellers, the Lotus 7 Club, Brian James trailers and Road & Race transmissions.

Race 2/6 & 13/20

10 Laps

Demon Tweaks/Yokohama/CCC Stock Hatch Championship

Nº	DRIVER	CAR DETAILS	CCS	HOMETOWN	CLUB
0	Martin Hope	Fiesta XR2	1600	Alton	750
11	Leslie Ott	Fiesta XR2	1600	South Woodford	750
12	Gordon Macmillan	Fiesta XR2	1600	Longworth	750
14	Phil Waite	Fiesta XR2	1600	Dagenham	750
19	Glenn Stokes	Fiesta XR2	1600	Chafford Hundred	750
25	Matthew Lewis	Fiesta XR2	1600	Leatherhead	750
28	Andrew Thorpe	Fiesta XR2	1600	Ilkley	750
33	James Warner	Fiesta XR2	1600	Hassocks	750
34	Mick Hair	Escort XR3	1600	Doncaster	750
36	Rhys Heke	Fiesta XR2	1600	Gosport	750
38	Phillip Becker	Fiesta XR2	1600	Henlow	750
44	Martin Rogers	Fiesta XR2	1600	Maidenhead	750
47	Jon Jeffery	Fiesta XR2	1600	Wooburn Green	750
48	Dave Balding	Fiesta XR2	1600	South Woodham	750
49	Paul Gorolini	Fiesta XR2	1600	Broxbourne	750
56	Matthew Potter	Peugeot 205 GTi	1600	Iver	750
59	Craig Abraham	Rover Metro GTi	1400	Wellingborough	750
61	Tony Taylor	Peugeot 205 GTi	1580	Ware	750
67	Julian Griffin	Fiesta XR2	1600	Fleckney	750
68	Andre Severs	Fiesta XR2	1600	Kettering	750
71	Darren Clayton	Fiesta XR2	1600	Clifton	750
73	David Chinn	Fiesta XR2	1600	Rugby	750
75	Simon Bowyer	Fiesta XR2	1597	Islington	750
76	Christopher Bettis	Vauxhall Nova GTE	1600	Basildon	750
80	Mark Hammersley	Fiesta XR2	1600	Cannock	750
81	Matthew Perks	Fiesta XR2	1600	Chelmsford	750
86	Steve Horner	Fiesta XR2	1600	Buckingham	750
89	Nick Joyce	Fiesta XR2	1600	Wellesbourne	750
91	Steven Groom	Fiesta XR2	1600	Walkern	750
95	Ewen Constant	VW Golf Mk 1	1600	Longbridge	750
99	Keith Patstone	Peugeot 205 GTi	1600	Leamington Spa	750

From the 2 Stock Hatch practice sessions the slowest 32 will go into Race 2, the remainder go into Race 6 and any spaces left on the back of that grid will be filled by the top finishers in Race 2.

For Sunday's races (13 & 20), the selection procedure will be by fastest time recorded in the Saturday races.

Demon Tweaks, Yokohama tyres & Cars & Car Conversions magazine are the main sponsors for the Stock Hatch Championship, which in only its 2nd year continues to be one of the most popular saloon car championships. The use of standard engine & gearbox, a 'control' Yokohama A510 tyre and a weight penalty for leading cars ensures close racing at very affordable cost.

Races 3 & 10

10 Laps

Goldarts/Lotus 7 Club 7 Championship

Nº	CLS	DRIVER	CAR DETAILS	CCS	HOMETOWN	CLUB
1	A	Martin Stewart	Caterham Super 7	2000	Dartford	750
2	B	Barry Ely	Lotus 7 S2	1595	Woodford Green	750
3	A	John Schneider	Caterham 7	1588	London	750
5	A	Howard Cramer	Caterham 7	2000	Bushey	750
7	A	Doug Newman	Caterham 7	2000	Smallldole	750
8	B	John Killick	Caterham 7	1600	Dartford	750
11	A	Mark Turner	Caterham HPC	1998	Henley On Thames	750
14	A	Jon Milicevic	Caterham Superlight	2000	Towcester	750
19	A	Chris Porritt	Caterham 7	1588	Brackley	750
23	B	Robert Durrant	Caterham 7	1600	Bromley	750
25	A	Peter Lawrence	Caterham HPC	1998	Thame	750
27	A	John Pragnell	Caterham 7	1700	Brackley	750
33	A	Mike King	Caterham Superlight	1800	Burwash	750
34	A	Nick Wigley	Caterham Superlight	1800	Ellens Green	750
37	A	John Taylor	Caterham 7	2000	Great Glen	750
47	B	Philip Derby	Caterham 7 Roadsport	1600	Surbiton	750
48	B	Gerald Simpson	Caterham Supersprint	1700	Churton	750
49	A	Ian Wale	Caterham Super 7	1700	Chesterfield	750
69	B	Stuart Phethean	Caterham Roadsport	1600	Mossley	750
70	A	Keith Dunn	Caterham Superlight R	1800	Droitwich Spa	750
71	A	Graham Worsfold	Caterham 7	1700	Swallowfield	750
84	A	Simon Lanyon	Caterham Super 7	2000	London	750

GOLDARTS/LOTUS 7 CLUB 7 CHAMPIONSHIP

1st	A	Jon Milicevic	117	3rd	A	Martin Stewart	105	5th	C	Neil Turner	91
2nd	B	Barry Ely	109	4th	B	Robert Durrent	98	6th	C	Simon Fairman	93

The 1999 GoldArts/Lotus 7 Club 7 Championship is for Caterham / Lotus 7 running in 4 classes. Class A is for 1700 Xflow, 2000cc Vauxhall and Ford Zetec, 1700 twincam & 1600 K series; B includes 1600cc twincam, 1800 Ford Zetec, 1800, 1600 & 1400cc K Series. All have to run on a choice of Yokohama tyres and a minimum weight of 600 kgs including the driver. The championship enjoys support from Goldarts Jewellers, the Lotus 7 Club, Brian James trailers and Road & Race transmissions.

Races 4 & 11

10 & 20 Laps

750 MC Sports 2000 Championship

N°	CLS	DRIVER	CAR DETAILS	CCS	HOMETOWN	CLUB
2	A	Andrew Darby	AJD Clubsport	1600	Weston Favell	750
3	A	John Woodward	Tiga SC87B	1600	London	750
8	B	Nicholas Barnett	Lola T86/90	2000	London	750
16	A	David Pegley	Lola T86-90	1600	Wisborough Green	750
27	B	Dallas Jackson	Shrike P15	2000	Wickford	750
33	A	Mike Fry	WEV	1300	Manchester	750
37	A	Jared Wood	Batten 1	1300	Ruislip	750
77	B	Graham Rowan	Lola 592S	2000	Weybridge	750
96	A	Alan Lancaster	Ijal 98	1600	Fleet	750
99	A	Alan Davenport	Haggispeed Mk6D	1600	Headley	750

750 MOTOR CLUB SPORTS 2000 CHAMPIONSHIP

1st	A	Mike Fry	233	3rd	B	Dallas Jackson	203	5th	A	David Pegley	154
2nd	A	John Woodward	206	4th	A	Andrew Darby	164	6th	B	Nick Barnett	153

The 750 Motor Club Sports 2000 Championship is for two seater sports racing cars, run in 2 classes. Class A allows the amateur designer/constructor virtually unlimited freedom of chassis and suspension design and uses either the 1300 Xflow or 1600 CVH engine; Class B is for Sports 2000 cars.

Races 5 & 12

20 & 10 Laps

H.R.Owen Roadsports Championship

Nº	CLS	DRIVER	CAR DETAILS	CCS	HOMETOWN	CLUB
3	A	Kevin Ginger	Triumph Spitfire	1296	West Grinstead	750
4	C	John Lyon	Ginetta G27	1796	Wellesbourne	750
5	C	John Hazzard	Lotus Esprit	2200	Hemel Hempstead	750
6	B	Paul Keevill	Lotus Elan S3	1598	Hemel Hempstead	750
10	B	David Healey	Lotus Europa S2	1565	Norton	750
14	A	Brian Cook	MG Midget	1300	Oxford	750
15	C	Peter Davey	Lotus Elise	1800	Barnes	750
16	A	Pete Richards	Clan Crusader	998	March	750
23	C	Andrew Marler	Lotus Elise	1800	Barnet	750
24	A	Neil Brown	Clan	998	Woodseaves	750
36	C	Tom Wrzesien	TVR 3000M	3000	Dereham	750
37	C	Malcolm Davison	Porsche 911	3500	Tamworth	750
38	B	Pat Thomas	Lotus Elan S1	1594	Spalding	750
56	C	Daniel Watt	Porsche 911	3200	Horsham	750
63	D	Nick Cole	Lotus Elan S2	1558	Letchworth	750
66	C	Philip Gladman	Lotus Elise	1800	Chiswick	750
69	A	Dave Broadway	MG Midget	1300	Litton	750
75	B	Darryl Davis	Lotus Elise	1800	Hounslow	750
77	B	Natasha Bell	Lotus Elise	1800	Chiswick	750
88	C	Brian Cowan	Aston Martin Vantage	5340	Pinner	750
97	C	Chris Varey	Porsche 968CS	2900	Cirencester	750
99	C	Jason Eker	Lotus Elise	1800	Ashford	750

H.R OWEN ROADSPORTS CHAMPIONSHIP

1st	A	Kevin Ginger	127	3rd	A	Pete Richards	107	5th	C	Richard Lloyd	99
2nd	B	Natasha Bell	113	4th	B	Paul Keevill	105	6th	C	Andrew Marler	96

The H.R. Owen Roadsports Championship is the most varied and competitive sports car category in the country, attracting cars from four decades, over ten different manufacturers and has in excess of 110 eligible models of sports cars currently listed. With five carefully chosen class structures to ensure close competition for everyone, even cars from one-make series will find a place with more interesting competition. All cars must run on road legal tyres, but considerable engine tuning and modifications to suspension and brakes are permitted in classes A, B & C.

Races 6/2 & 20/13

10 Laps

Demon Tweeks/Yokohama/CCC Stock Hatch Championship

Nº	DRIVER	CAR DETAILS	CCS	HOMETOWN	CLUB
2	Jay Frost	Suzuki Swift GTi	1300	Canvey Island	750
4	Peter Featherstone	Peugeot 205 GTi	1600	Goffs Oak	750
5	Steve Powlesland	Peugeot 205 GTi	1580	Eastleigh	750
7	Andy Stevens	Suzuki Swift GTi	1300	St Ives	750
8	John Gladman	Peugeot 106 XSi	1600	South Benfleet	750
16	Hilary Howlett	Fiesta XR2	1600	Dereham	750
20	Ande Austin	Fiesta XR2	1600	Chesham	750
22	Alan Blencowe	Peugeot 205 GTi	1600	Tisbury	750
26	Simon Hunt	Peugeot 205 GTi	1600	Allestree	750
29	Colin Shearer	Peugeot 205 GTi	1580	Fife	750
32	Don Hughes	Volkswagen Golf GTi	1600	Andover	750
41	Ian Carvell	Peugeot 205 GTi	1600	Daventry	750
43	Alan Thorndyke	Citroen AX GT	1360	Basildon	750
50	Paul Bottomley	Peugeot 205 GTi	1600	Rugby	750
51	Darren Blumson	Peugeot 205 GTi	1580	Reigate	750
52	Stephen Forster	Fiesta XR2	1600	Brymbo	750
53	Jon McNiff	Peugeot 205 GTi	1600	Chessington	750
58	Andy Elliott	Fiesta XR2	1600	Balcombe	750
60	Lee Reynolds	Fiesta XR2	1600	Church Stretton	750
63	Patrick Grove	Fiesta XR2	1600	Tewkesbury	750
65	Andy Burgess	Suzuki Swift GTi	1300	Crawley	750
69	Chris Adams	Vauxhall Nova GTE	1600	Romford	750
70	Robbie Watts	Peugeot 205 GTi	1600	Westcliff On Sea	750
74	Steve Gordon	Fiesta XR2	1597	Southampton	750
78	Michael Thurston	Peugeot 205 GTi	1600	Maidenhead	750
82	Guy Foulger	Fiesta XR2	1600	Sapcote	750
83	Lee Atkins	Vauxhall Nova GTE	1598	Portchester	750
85	Mark Rodway	Peugeot 205 GTi	1600	Maidenhead	750
88	Chris Owen	Vauxhall Nova GTE	1600	Neston	750
93	Paul Taylor	Peugeot 205 GTi	1600	Great Amwell	750
98	Anthony Ridd	Suzuki GTi	1300	Maidstone	750

Demon Tweeks, Yokohama tyres & Cars & Car Conversions magazine are the main sponsors for the Stock Hatch Championship, which in only its 2nd year continues to be one of the most popular saloon car championships. The use of standard engine & gearbox, a 'control' Yokohama A510 tyre and a weight penalty for leading cars ensures close racing at very affordable cost.

Races 7 & 17

15 & 10 Laps

750 MC Formula 4 Championship

Nº	CLS	DRIVER	CAR DETAILS	CCS	HOMETOWN	CLUB	
3	A	Erwin Smiech	Reynard SF86	1600	Lincoln	750	
4	A	Clive Yorath	Delta T814	1600	Cheltenham	750	
6	A	John Moore	Jay	1600	Sandhurst	750	
9	B	Peter Kennerley	Van Diemen RF82	2000	Shillington	750	
14	B	Ken Thorogood	Van Diemen RF82	2000	Wymondham	750	
15	A	Mike Webber	Van Diemen FR90	1600	Gosport	750	
17	B	Nigel Payne	Van Diemen RF82	2000	Chertsey	750	
22	C	James Bolton	Delta T79SBR	2000	Wokingham	750	
23	C	Terry Swinson	Reynard SF79	2000	Uttoxeter	750	
25	C	Steve Gardiner	Reynard SF80	2000	Market Harborough	750	
26	A	Barry Pritchard	Van Diemen RF93	1600	Attleborough	750	
27	A	David Dawson	Lotus/Ford	1600	Preston	750	
28	C	Kevin Fry	Reynard SF80	2000	Poole	750	
Res 1	29	A	John Swainston	Matador Mk 2	1600	Dunscroft	750
30	B	Stuart Wright	Van Diemen RF82	2000	Bromsgrove	750	
32	A	Garry Cleaver	Ray	1600	Cirencester	750	
33	C	Ross Kaiser	Delta T79	2000	Warfield	750	
34	B	Alan Kirk	Van Diemen RF81	2000	Barnsley	750	
36	A	Adrian Beswick	Davis T5	1600	Gosport	750	
37	C	Paul Fellows	Royale RP27	2000	Cambridge	750	
40	B	Ray Gardner	Van Diemen RF82	2000	Sible Hedingham	750	
41	C	John Robinson	Reynard SF78	2000	Bradford	750	
51	C	Stuart Olley	Royale RP27	2000	Ashtead	750	
54	B	Gary Dexter	Van Diemen RF83	2000	Toddington	750	
55	C	Rodney Gildersleeves	Lola T580	2000	Sudbury	750	
56	B	Tom Mccullough	Crossle 56F	2000	Buckingham	750	
62	C	Mat Howard	Delta	2000	Stevenage	750	
66	B	Andy Billing	Van Deimen RF82	2000	Rugby	750	
76	C	Daniel Wright	Reynard SF79	2000	Halesworth	750	
80	A	Peter Monk	Dastle Mk12	1600	Woodbridge	750	
83	B	Stuart Boyer	Van Diemen RF83	2000	Newbury	750	
86	B	Mark Dunham	Van Diemen RF82	2000	Ely	750	
99	A	Charles Adrian	Delta T92 CEA	1600	Worcester	750	

The 750 Motor Club Formula 4 Championship provides the technical sophistication of slicks and wings in an affordable single seater championship. Class A allows any design of chassis and caters for the designer/constructor as well as for cars converted from F3, FFord, FF2000 and Formula Renault; all must use either 1300 Xflow or 1600 CVH Ford engines. Class B is for FF2000 cars built prior to October 1983, class C for pre Dec '80, running to the former FF2000 regulations.

Races 8 & 18

10 Laps

Demon Tweeks/Yokohama/CCC Hot Hatch Championship

Nº	CLS	DRIVER	CAR DETAILS	CCS	HOMETOWN	CLUB
3	A	Stephen Polley	Toyota Starlet	1290	Heathfield	750
4	B	Andrew Varey	Peugeot 205 GTi	1600	Lancaster	750
5	B	Carl Lawrence	Vauxhall Nova GTE	1600	Grimsby	750
8	B	Bernie Bowden	Vauxhall Nova GTE	1600	Slough	750
10	B	Simon Hill	Peugeot 205 GTi	1600	Stone	750
11	B	Adrian Lowes	Escort XR3	1600	Horsham	750
12	B	Dave Coles	Peugeot 205 GTi	1600	Bordon	750
14	B	Tom Perkins	Peugeot 205 GTi	1580	Northampton	750
15	A	Tim Purslow	Vauxhall Nova SRi	1398	Wellesbourne	750
25	B	Mike Pick	Rover Maestro	1600	Haddenham	750
26	B	Steve Treen	Fiesta XR2	1599	Crediton	750
27	B	Stephen Wood	Peugeot 205 GTi	1599	Crediton	750
31	B	Lewis Williams	Fiesta XR2	1600	Guildford	750
32	B	Richard Walmsley	Peugeot 205 GTi	1600	Dewsbury	750
40	B	Steve Clark	Fiesta XR2	1600	Longfield	750
42	B	James Hands	Fiesta XR2	1600	Gt Kingshill	750
43	B	Kelvin Hassell	Fiesta XR2	1598	Thurmaston	750
45	A	Terry Crane	Metro GTi	1400	Market Harborough	750
47	B	Martyn Culley	Fiesta XR2	1600	Baughurst	750
49	B	Geoff Bluff	Fiesta XR2	1600	Sheffield	750
50	B	John Hammersley	Fiesta XR2	1600	Weston	750
52	A	Marc Gliddon	Peugeot 106 XSi	1400	Farnborough	750
57	B	Michael Quenby	Fiesta XR2	1598	Cheshunt	750
60	C	Lol Dyke	Toyota Corolla GT	1598	Spondon	750
69	A	Steve Orchard	Rover Metro	1330	Midsomer Norton	750
76	B	Rob Minns	Fiesta XR2	1600	Bromley	750
84	A	Mark Bush	Rover Metro GTi	1400	Milton Keynes	750
86	B	Paul Horton	Fiesta XR2	1600	Chandlers Ford	750
88	A	Mark Cunningham	Citroen AX GT	1400	Southwater	750
91	B	Chris Porritt	Fiesta XR2	1600	Brackley	750

Demon Tweeks, Yokohama tyres and Cars & Car Conversions Magazine are the main sponsors for this year's Hot Hatch Championship which attracts a wide range of popular hatchback cars of up to 1600cc. Cars are allowed engine and suspension modifications, standard pattern brakes and all must use the Yokohama A510 'control' tyre. This together with a weight penalty for leading cars ensures close racing without excessive budgets.

Race 14 or 19

15 Laps

Remarc Formula Vee Championship

Nº	DRIVER	CAR DETAILS	CCS	HOMETOWN	CLUB
0	Vicki Butler - Henderson	Leystone	1300	Buntingford	750
17	Tom Watson	Sheane FV/96	1300	Winchester	750
21	Derek Willetts	Falcon Mk2	1300	Great Barr	750
24	Alan Robinson	Ray 96A	1300	Alsager	750
26	Gordon Rae	Rae Vee 70	1300	Gt Malvern	750
27	Richard Lamb	Predator 92	1300	Swannington	750
31	Geoff Moore	Ray/Sheane 97	1300	Hackney	750
32	Rodger Taylor	Sheane	1300	Edinburgh	750
34	John Harrison	ARI Mk4	1300	Sheffield	750
35	Richard Page	Scarab Mk 2	1300	Farnham	750
38	David Alborough	Sheane FV96	1300	Brentwood	750
46	Marcos Burnett	Sheane	1300	Shepherds Bush	750
48	Bill Roy	Scarab Mk2	1300	Acton	750
51	Alistair Heslop	Scarab Mk4	1300	Stoke Bruerne	750
54	Ian Fuller	Rossallini	1300	Rugby	750
56	John Carr	Tumblebug	1300	Woodham Walter	750
61	Ed Mercer	Sheane	1300	Windsor	750
70	Warwick Barnes	Sheane 97B	1300	Rotherfield	750
79	Edward Lowndes	Scarab Mk1	1300	Reading	750
80	Peter Cann	Predator	1300	Bury St Edmunds	750
81	Mike Pascall	Scarab Mk2	1300	Maidenhead	750
82	Robert Dagg	Scarab	1300	Maidstone	750
83	Tony Dowson	Sheane	1300	Ealing	750
84	Fergus Dalton	Sheane	1300	Donodea	750
86	Richard Harris	Sheane	1300	Halstead	750
87	Paul Mitson	Sheane	1300	Cookham Dean	750
91	Pete Smith	Formula Vee	1300	Wolvercote	750

From the combined Formula Vee practice sessions the slowest 32 will go into Race 14; the remainder make up the front of the grid for Race 19. The remaining places on that grid will be filled by the top finishers in Race 14.

The REMARC Formula Vee championship is ideal for beginner and 'expert' alike, looking for competitive single seater racing on a low budget. It has been run by the 750 Motor Club since 1980 and is probably the cheapest way to go single seater racing in the UK. Engine, gearbox and much of the suspension and braking system is from the VW 1300 Beetle and this, along with a Dunlop 'control' tyre puts the emphasis on driver ability to win races. For 1999, the championship has support from REMARC TECHNOLOGIES who specialise in computer software training courses.

Races 15 & 21 Kit Car Championship **12 Laps**
sponsored by the Grass Roots Group PLC

Nº	CLS	DRIVER	CAR DETAILS	CCS	HOMETOWN	CLUB
2	A	Jonathan White	Sylva Striker	1700	Frome	750
8	A	David Robinson	Sylva Striker	1998	Rotherfield	750
18	A	Clive Turner	Autotune Gemini	3000	Sandiacre	750
25	A	Jonathan Barnett	Sylva Striker	1660	London	750
26	A	Nigel Brown	Leader 400	3500	Great Barr	750
28	A	Andy Charsley	Fisher Fury	1700	Bromley	750
34	A	Nick Craddock	Sylva Striker	1700	Pewsey	750
42	A	Tom Thornton	Sylva Striker Mk2	1600	Wimbledon	750
52	A	Andrew Withers	Westfield SE	1700	Tenbury Wells	750
54	A	Andrew Ward	Sylva Striker	1700	Kettering	750
59	A	John Kalli	Vindicator Vulcan	3500	Gosport	750
60	A	Andy Sterling	Dax Rush	3600	Brockenhurst	750
61	A	Ian Fletcher	Fletcher Hornet	3500	Huntingdon	750
63	A	Mike Pomfret	Westfield 7SE	1700	East Boldon	750
64	A	Brian Dean	Sylva Phoenix	1700	Leicester	750
68	A	Ken Lewins	Dutton Legerra	3500	Chesterfield	750
77	A	Ian Coles	Westfield SE	1660	Sompting	750
79	A	Tim Childs	Westfield 7SEi	1700	Coal Aston	750
84	A	Christopher Brown	Westfield SE	1700	London	750

Supported by
kit-car
Magazine
 and ACS Limited

GRASS ROOTS PLC KIT CAR CHAMPIONSHIP											
1st	B	Andy Sterling	135	3rd	A	Jonathan White	132	5 th	A	Steve Taylor	122
2nd	C	Clive Hudson	134	4 th	B	Paul Gill	124	6 th	C	Mike Topp	118

The Kit Car Championship, sponsored by The Grass Roots Group PLC, is for road legal front-engined Kit Cars. The engine regulations allow considerable freedom whilst there are limitations on the design of rear suspension and transmission. There are three classes, A - up to 1660 cc, B - 1661 to 3500cc and, new for 1999, class C - 1800 Ford Zetec.

Races 16 & 22 Kit Car Championship **10 Laps**
sponsored by the Grass Roots Group PLC

Nº	CLS	DRIVER	CAR DETAILS	CCS	HOMETOWN	CLUB
1	C	Andrew Owen	Sylva Phoenix	1800	Welwyn Garden City	750
4	B	Clive Hudson	Sylva Phoenix	1660	Litchborough	750
5	B	Mark Owen	Sylva Striker	1660	Welwyn Garden City	750
7	C	Jonathan Edwards	Westfield SE	1800	Studley	750
29	B	John Sims	Westfield SE	1300	Hockley	750
31	C	Richard Daw	Sylva Phoenix	1800	Preston Bissett	750
33	B	Mike Topp	Westfield CVH	1598	Tamworth	750
38	C	Steve Taylor	Sylva Striker	1800	Swavesey	750
46	C	Paul Gill	Sylva Striker Mk2	1800	Birmingham	750
51	B	Robert Putnam	Vindicator Sprint	1660	Warley	750
53	C	Tim Harmer	Sylva Striker	1800	Pudsey	750
67	B	Charles Sterling	Sylva Phoenix	1660	Walkern	750
75	B	Nick Flynn	Sylva Striker	1660	Stockbridge	750
99	C	Edward Hasler	Westfield SEiW	1800	Woodford Green	750

GRASS ROOTS PLC KIT CAR CHAMPIONSHIP											
1st	B	Andy Sterling	135	3rd	A	Jonathan White	132	5 th	A	Steve Taylor	122
2nd	C	Clive Hudson	134	4 th	B	Paul Gill	124	6 th	C	Mike Topp	118

Supported by
kit-car
 Magazine

The Kit Car Championship, sponsored by The Grass Roots Group PLC, is for road legal front-engined Kit Cars. The engine regulations allow considerable freedom whilst there are limitations on the design of rear suspension and transmission. There are three classes, A - up to 1660 cc, B - 1661 to 3500cc and, new for 1999, class C - 1800 Ford Zetec.

Race 19 or 14**15 Laps****Remarc Formula Vee Championship**

Nº	DRIVER	CAR DETAILS	CCS	HOMETOWN	CLUB
1	Ray Moore	Leastone JH0002	1300	Dublin	750
2	Jeremy Clark	Spyder GAC	1300	Waltham Abbey	750
3	Ian Jordan	Royale RP26	1300	Tonbridge	750
4	Martin Brown	Ray FV91	1300	Sevenoaks	750
6	Geoff Cogan	Sheane Mk2	1300	Wirral	750
7	Michele Maffei	Spyder 98	1300	Horsmonden	750
8	Alan Harding	Leastone JH002	1300	Stoney Stanton	750
10	Jon Randall	Kaimann	1300	Stondon Massey	750
11	Dave Jordan	Sheane 98	1300	Hildenborough	750
15	John Stapleton	Leastone JH002	1300	Crayford	750
20	Martyn Donn	Scarab Mk3	1300	Cheltenham	750
23	Andy Metcalf	Leastone	1300	Skelbrooke	750
29	Simon Readman	Spyder	1300	Allestree	750
45	Bill Burnett	Sheane	1300	Fordcombe	750
47	John Bowles	Ray 97B	1300	Sevenoaks	750
55	Philip Santer	Scarab	1300	Hawkhurst	750
65	Michael Fenwick	Scarab	1300	Richmond	750
68	Garry Mackender	Spyder	1300	West Dereham	750
69	Dustin Barnes	Sheane 90	1300	Rotherfield	750
73	David Blyth	Sheane 99	1300	Milton Keynes	750
74	Karl Lennon	Sheane	1300	Dalkey	750
75	Kevin Gillespie	Leastone JH02	1300	Northwall	750
77	John Palfrey	Sheane FV 94	1300	Gt Yeldham	750

REMARC FORMULA VEE CHAMPIONSHIP

1st	Ray Moore	235	3rd	Ian Jordan	197	5 th	Michele Maffei	147
2nd	Jeremy Clark	197	4 th	Geoff Cogan	165	6 th	Martyn Donn	138

The REMARC Formula Vee championship is ideal for beginner and 'expert' alike, looking for competitive single seater racing on a low budget. It has been run by the 750 Motor Club since 1980 and is probably the cheapest way to go single seater racing in the UK. Engine, gearbox and much of the suspension and braking system is from the VW 1300 Beetle and this, along with a Dunlop 'control' tyre puts the emphasis on driver ability to win races. For 1999, the championship has support from REMARC TECHNOLOGIES who specialise in computer software training courses.

PROVISIONAL RESULT FOR RACE 1

Goldarts/Lotus 7 Club 7 - Class C/D

POS	NO.	CL	DRIVER	CAR	LAPS	RACE TIME	BEHIND	KPH	MPH	BEST LAP	ON	KPH	MPH
1	20	C	Chris WOOD	Caterham 7	10	00:14:17.47		131.89	81.95	1:24.20	10	134.31	83.45
2	30	C	Frazer GIBNEY	Caterham 7 Supersports	10	00:14:17.55	0.08	131.87	81.94	1:23.84	6	134.89	83.81
3	73	C	Nicholas FAIRMAN	Caterham 7	10	00:14:21.91	4.44	131.21	81.53	1:24.38	5	134.02	83.28
4	99	C	Fenton RAMSAHOYE	Caterham 7 Supersports	10	00:14:23.13	5.66	131.02	81.41	1:24.32	9	134.12	83.33
5	66	C	Matthew BAILEY	Caterham Super 7	10	00:14:25.96	8.49	130.59	81.14	1:24.51	2	133.82	83.15
6	21	C	Peter RATCLIFF	Caterham 7	10	00:14:26.00	8.53	130.59	81.14	1:24.17	6	134.36	83.48
7	36	C	David LITCHFIELD	Caterham 7 Supersports	10	00:14:30.05	12.58	129.98	80.76	1:25.57	3	132.16	82.12
8	23	C	William BROWN	Caterham 7	10	00:14:34.36	16.89	129.34	80.36	1:25.32	8	132.55	82.36
9	37	C	Adrian WATT	Caterham 7 Supersports	10	00:14:34.68	17.21	129.29	80.34	1:24.73	6	133.47	82.93
10	61	C	James DUTSON	Caterham Supersport	10	00:14:34.87	17.40	129.26	80.32	1:25.15	9	132.81	82.52
11	74	C	Simon FAIRMAN	Caterham 7	10	00:14:35.29	17.82	129.20	80.28	1:24.49	8	133.85	83.17
12	77	C	Ian BROWN	Caterham Super 7	10	00:14:35.37	17.90	129.19	80.27	1:25.13	8	132.84	82.54
13	8	C	Paul BAILEY	Caterham Super 7	10	00:14:35.65	18.18	129.15	80.25	1:24.08	7	134.50	83.57
14	24	C	Chris BATTEN	Caterham 7	10	00:14:36.32	18.85	129.05	80.18	1:25.10	9	132.89	82.57
15	9	C	Nigel HORSMAN	Caterham 7 Supersport	10	00:14:36.72	19.25	128.99	80.15	1:24.63	9	133.63	83.03
16	22	C	John BENFIELD	Caterham 7	10	00:14:37.99	20.52	128.80	80.03	1:25.40	9	132.42	82.28
17	7	C	Ashley CROFT	Caterham 7	10	00:14:49.74	32.27	127.10	78.98	1:23.96	7	134.69	83.69
18	44	D	Ian WOODLAND	Caterham Classic	10	00:15:01.08	43.61	125.50	77.98	1:27.79	10	128.82	80.04
19	88	C	Ed TAYLOR	Caterham 7	10	00:15:01.81	44.34	125.40	77.92	1:27.64	10	129.04	80.18
20	15	D	Mark GILES	Caterham 7 Classic	10	00:15:05.53	48.06	124.89	77.60	1:28.49	4	127.80	79.41
21	52	C	John HILL	Caterham 7	10	00:15:09.32	51.85	124.36	77.27	1:29.00	4	127.06	78.95

NOT CLASSIFIED

79	C	Peter CLARK	Caterham 7 Supersports	4	00:05:56.16	D.N.F.	127.01	78.92	1:25.86	3	131.71	81.84
----	---	-------------	------------------------	---	-------------	--------	--------	-------	---------	---	--------	-------

FASTEST LAP

30	C	Frazer GIBNEY	Caterham 7 Supersports	1:23.84	on lap	6	134.89 KPH	83.81 MPH
44	D	Ian WOODLAND	Caterham Classic	1:27.79	on lap	10	128.82 KPH	80.04 MPH

Non-starter - 27

UNISYS service

750MC - SNETTERTON

MST sports timing

DATE - 18-09-99

START - 13:12

WEATHER/TRACK - CLOUDY / DRY

ISSUED - 13:29

PROVISIONAL RESULT FOR RACE 2

Demon Tweeks/Yokohama/CCC Stock Hatch

POS	NO.	CL	DRIVER	CAR	LAPS	RACE TIME	BEHIND	KPH	MPH	BEST LAP	ON	KPH	MPH
1	74		Steve GORDON	Fiesta XR2	10	00:15:56.67		118.21	73.45	1:33.60	4	120.82	75.07
2	81		Matthew PERKS	Fiesta XR2	10	00:16:01.60	4.93	117.60	73.07	1:33.97	6	120.34	74.78
3	61		Tony TAYLOR	Peugeot 205 GTi	10	00:16:03.04	6.37	117.43	72.96	1:34.58	3	119.57	74.29
4	88		Chris OWEN	Vauxhall Nova GTE	10	00:16:03.86	7.19	117.33	72.90	1:33.85	6	120.50	74.87
5	14		Phil WAITE	Fiesta XR2	10	00:16:05.15	8.48	117.17	72.80	1:34.00	9	120.31	74.75
6	7		Andy STEVENS	Suzuki Swift GTi	10	00:16:08.45	11.78	116.77	72.56	1:34.03	10	120.27	74.73
7	34		Mick HAIR	Escort XR3	10	00:16:11.46	14.79	116.41	72.33	1:35.23	3	118.75	73.79
8	36		Rhys HEKE	Fiesta XR2	10	00:16:12.55	15.88	116.28	72.25	1:35.24	4	118.74	73.78
9	48		Dave BALDING	Fiesta XR2	10	00:16:16.46	19.79	115.81	71.96	1:35.09	6	118.93	73.90
10	19		Glenn STOKES	Fiesta XR2	10	00:16:18.06	21.39	115.62	71.84	1:35.26	10	118.71	73.76
11	0		Martin HOPE	Fiesta XR2	10	00:16:18.99	22.32	115.51	71.78	1:34.41	9	119.78	74.43
12	73		David CHINN	Fiesta XR2	10	00:16:22.94	26.27	115.05	71.49	1:35.84	10	118.00	73.32
13	11		Leslie OTT	Fiesta XR2	10	00:16:23.62	26.95	114.97	71.44	1:34.41	4	119.78	74.43
14	33		James WARNER	Fiesta XR2	10	00:16:26.36	29.69	114.65	71.24	1:36.18	10	117.58	73.06
15	49		Paul GOROLINI	Fiesta XR2	10	00:16:26.91	30.24	114.59	71.20	1:35.62	6	118.27	73.49
16	59		Craig ABRAHAM	Rover Metro GTi	10	00:16:34.81	38.14	113.68	70.63	1:36.92	10	116.68	72.50
17	95		Ewen CONSTANT	VW Golf Mk 1	10	00:16:51.64	54.97	111.79	69.46	1:37.53	9	115.95	72.05
18	38		Phillip BECKER	Fiesta XR2	10	00:16:55.35	58.68	111.38	69.20	1:38.65	9	114.63	71.23
19	47		Jon JEFFERY	Fiesta XR2	10	00:16:56.01	59.34	111.30	69.16	1:38.81	8	114.45	71.11
20	89		Nick JOYCE	Fiesta XR2	10	00:16:56.28	59.61	111.28	69.14	1:38.30	8	115.04	71.48
21	12		Gordon MacMILLAN	Fiesta XR2	10	00:17:21.82	1:25.15	108.55	67.45	1:40.78	4	112.21	69.72
NOT CLASSIFIED													
99			Keith PATSTONE	Peugeot 205 GTi	8	00:16:38.12	D.N.Q.	90.64	56.32	1:36.14	7	117.63	73.09
44			Martin ROGERS	Fiesta XR2	7	00:11:30.03	D.N.F.	114.72	71.28	1:34.91	2	119.15	74.04
63			Patrick GROVE	Fiesta XR2	6	00:09:43.24	D.N.F.	116.34	72.29	1:34.31	5	119.91	74.51
86			Steve HORNER	Fiesta XR2	6	00:09:48.08	D.N.F.	115.38	71.69	1:35.93	3	117.88	73.25
68			Andre SEVERS	Fiesta XR2	6	00:09:49.08	D.N.F.	115.18	71.57	1:34.60	4	119.54	74.28
76			Christopher BETTIS	Vauxhall Nova GTE	6	00:11:07.61	D.N.F.	101.63	63.15	1:47.31	2	105.38	65.48
69			Chris ADAMS	Vauxhall Nova GTE	5	00:08:07.35	D.N.F.	116.02	72.09	1:34.92	4	119.14	74.03
91			Steven GROOM	Fiesta XR2	3	00:05:58.24	D.N.F.	94.70	58.84	1:53.55	3	99.59	61.88
71			Darren CLAYTON	Fiesta XR2	0	00:00:00.00							

FASTEST LAP

74 Steve GORDON Fiesta XR2 1:33.60 on lap 4 120.82 KPH 75.07 MPH

Non-starters - 28 75

UNISYS service

750MC - SNETTERTON

MST sports timing

DATE - 18-09-99

START - 13:36

WEATHER/TRACK - BRIGHT / DRY

ISSUED - 13:54

PROVISIONAL RESULT FOR RACE 3

Goldarts/Lotus 7 Club 7 - Class A/B

POS	NO.	CL	DRIVER	CAR	LAPS	RACE TIME	BEHIND	KPH	MPH	BEST LAP	ON	KPH	MPH
1	14	A	Jon MILICEVIC	Caterham Superlight	10	00:13:20.46		141.28	87.78	1:18.47	6	144.12	89.55
2	1	A	Martin STEWART	Caterham Super 7	10	00:13:20.50	0.04	141.27	87.78	1:18.53	7	144.01	89.48
3	3	A	John SCHNEIDER	Caterham 7	10	00:13:27.98	7.52	139.96	86.97	1:19.16	5	142.86	88.77
4	70	A	Keith DUNN	Caterham Superlight R	10	00:13:28.08	7.62	139.95	86.96	1:18.89	7	143.35	89.07
5	33	A	Mike KING	Caterham Superlight	10	00:13:29.74	9.28	139.66	86.78	1:19.18	3	142.82	88.74
6	84	A	Simon LANYON	Caterham Super 7	10	00:13:33.37	12.91	139.04	86.39	1:19.24	8	142.72	88.68
7	5	A	Howard CRAMER	Caterham 7	10	00:13:41.13	20.67	137.72	85.57	1:20.17	9	141.06	87.65
8	37	A	John TAYLOR	Caterham 7	10	00:13:43.57	23.11	137.31	85.32	1:20.64	9	140.24	87.14
9	2	B	Barry ELY	Lotus 7 S2	10	00:13:47.00	26.54	136.74	84.97	1:21.13	8	139.39	86.61
10	71	A	Graham WORSFOLD	Caterham 7	10	00:13:53.79	33.33	135.63	84.28	1:20.47	4	140.53	87.32
11	69	B	Stuart PHETHEAN	Caterham Roadsport	10	00:14:12.36	51.90	132.68	82.44	1:23.36	6	135.66	84.29
12	25	A	Peter LAWRENCE	Caterham HPC	10	00:14:20.51	1:00.05	131.42	81.66	1:22.71	8	136.73	84.96
13	49	A	Ian WALE	Caterham Super 7	10	00:14:20.55	1:00.09	131.41	81.65	1:21.03	7	139.56	86.72
14	47	B	Philip DERBY	Caterham 7 Roadsport	10	00:14:23.95	1:03.49	130.90	81.33	1:23.26	2	135.82	84.40
15	8	B	John KILLICK	Caterham 7	10	00:14:26.42	1:05.96	130.52	81.10	1:23.95	7	134.71	83.70
16	34	A	Nick WIGLEY	Caterham Superlight	10	00:14:43.81	1:23.35	127.95	79.51	1:23.18	7	135.96	84.48
17	48	B	Gerald SIMPSON	Caterham Supersprint	9	00:14:07.33	1 LAP	120.12	74.64	1:31.78	3	123.22	76.56

NOT CLASSIFIED

23	B	Robert DURRANT	Caterham 7	9	00:12:38.04	D.N.F.	134.27	83.43	1:22.64	3	136.84	85.03
19	A	Chris PORRITT	Caterham 7	4	00:05:34.96	D.N.F.	135.05	83.91	1:20.17	4	141.06	87.65
27	A	John PRAGNELL	Caterham 7	1	00:01:38.73	D.N.F.	114.54	71.17	1:38.73	1	114.54	71.17

FASTEST LAP

14	A	Jon MILICEVIC	Caterham Superlight	1:18.47	on lap	6	144.12 KPH	89.55 MPH
2	B	Barry ELY	Lotus 7 S2	1:21.13	on lap	8	139.39 KPH	86.61 MPH

No 5 - please lower side number on left hand side of car
Non-starter - 11

UNISYS service

750MC - SNETTERTON

MST sports timing

DATE - 18-09-99

START - 14:02

WEATHER/TRACK - CLOUDY / DRY

ISSUED - 14:18

PROVISIONAL RESULT FOR RACE 4

750MC Sports 2000

POS	NO.	CL	DRIVER	CAR	LAPS	RACE TIME	BEHIND	KPH	MPH	BEST LAP	ON	KPH	MPH
1	16	A	David PEGLEY	Lola T86-90	10	00:12:48.30		147.19	91.46	1:15.11	7	150.56	93.55
2	2	A	Andrew DARBY	AJD Clubsport	10	00:12:48.75	0.45	147.11	91.41	1:15.32	9	150.14	93.29
3	33	A	Mike FRY	WEV	10	00:12:59.44	11.14	145.09	90.15	1:16.58	3	147.67	91.76
4	1	A	Richard GILMOUR	Mallock	10	00:13:15.01	26.71	142.25	88.39	1:17.65	2	145.64	90.49
5	3	A	John WOODWARD	Robinson	10	00:13:19.30	31.00	141.48	87.91	1:16.75	8	147.35	91.55
6	8	B	Nicholas BARNETT	Lola T86/90	10	00:13:26.91	38.61	140.15	87.08	1:18.55	8	143.97	89.46
7	27	B	Dallas JACKSON	Shrike P15	10	00:13:35.18	46.88	138.73	86.20	1:18.39	9	144.26	89.64
8	77	B	Graham ROWAN	Lola 592S	9	00:12:51.44	1 LAP	131.93	81.98	1:23.97	5	134.68	83.68
9	99	A	Alan DAVENPORT	Haggispeed Mk6D	9	00:13:26.39	1 LAP	126.22	78.42	1:27.67	5	128.99	80.15
10	96	A	Alan LANCASTER	Ijal 98	9	00:14:49.75	1 LAP	114.39	71.08	1:27.77	2	128.85	80.06

NOT CLASSIFIED

FASTEST LAP

16	A	David PEGLEY	Lola T86-90	1:15.11	on lap	7	150.56 KPH	93.55 MPH
27	B	Dallas JACKSON	Shrike P15	1:18.39	on lap	9	144.26 KPH	89.64 MPH
Lap record class A								

W. Walker
14:46

UNISYS service

750MC - SNETTERTON

[Signature]

MST sports timing

DATE - 18-09-99

START - 14:27

WEATHER/TRACK - CLOUDY / DRY

ISSUED - 14:43



H.R.Owen Roadsports Championship

Race Results

PROVISIONAL RESULT FOR RACE 5

H.R.Owen Roadsports

POS	NO.	CL	DRIVER	CAR	LAPS	RACE TIME	BEHIND	KPH	MPH	BEST LAP	ON	KPH	MPH
1	1	C	Mark WALKLETT	Ginetta G4	13	00:17:22.20		141.06	87.65	1:18.85	4	143.42	89.12
2	66	C	Philip GLADMAN	Lotus Elise	13	00:17:27.95	5.75	140.29	87.17	1:18.58	4	143.91	89.42
3	23	C	Andrew MARLER	Lotus Elise	13	00:17:32.85	10.65	139.63	86.76	1:19.18	4	142.82	88.74
4	4	C	John LYON	Ginetta G27	13	00:18:27.28	1:05.08	132.77	82.50	1:22.81	5	136.56	84.85
5	38	B	Pat THOMAS	Lotus Elan S1	13	00:18:29.16	1:06.96	132.55	82.36	1:23.79	5	134.97	83.86
6	75	B	Darryl DAVIS	Lotus Elise	13	00:18:30.49	1:08.29	132.39	82.26	1:23.17	6	135.97	84.49
7	6	B	Paul KEEVILL	Lotus Elan S3	13	00:18:31.75	1:09.55	132.24	82.17	1:23.73	9	135.06	83.92
8	88	C	Brian COWAN	Aston Martin Vantage	13	00:18:39.49	1:17.29	131.32	81.60	1:23.53	10	135.39	84.12
9	15	C	Peter DAVEY	Lotus Elise	13	00:18:40.86	1:18.66	131.16	81.50	1:24.00	12	134.63	83.65
10	77	B	Natasha BELL	Lotus Elise	12	00:17:33.26	1 LAP	128.84	80.06	1:23.89	10	134.80	83.76
11	97	C	Chris VAREY	Porsche 968CS	12	00:18:04.03	1 LAP	125.19	77.78	1:28.83	5	127.31	79.10
12	37	C	Stuart MANNING	Porsche 944	12	00:18:11.42	1 LAP	124.34	77.26	1:29.34	5	126.58	78.65
13	16	A	Pete RICHARDS	Clan Crusader	12	00:18:11.96	1 LAP	124.28	77.22	1:29.53	5	126.31	78.48
14	3	A	Kevin GINGER	Triumph Spitfire	12	00:18:20.64	1 LAP	123.30	76.61	1:28.99	12	127.08	78.96
15	10	B	David HEALEY	Lotus Europa S2	12	00:18:32.61	1 LAP	121.97	75.79	1:29.74	4	126.02	78.30
16	63	D	Nick COLE	Lotus Elan S2	11	00:17:32.06	2 LAPS	118.24	73.47	1:31.47	8	123.63	76.82
17	14	A	Brian COOK	MG Midget	11	00:17:35.44	2 LAPS	117.86	73.23	1:33.14	4	121.42	75.44
18	24	A	Neil BROWN	Clan	11	00:18:56.50	2 LAPS	109.45	68.01	1:41.02	9	111.94	69.56

NOT CLASSIFIED

69	A	Dave BROADWAY	MG Midget	10	00:15:15.30	D.N.F.	123.55	76.77	1:28.46	9	127.84	79.43
36	C	Tom WRZESIEN	TVR 3000M	9	00:14:52.20	D.N.F.	114.08	70.88	1:34.88	9	119.19	74.06
56	C	Daniel WATT	Porsche 911	6	00:09:04.74	D.N.F.	124.56	77.40	1:27.85	5	128.73	79.99
5	C	John HAZZARD	Lotus Esprit	4	00:05:53.71	D.N.F.	127.89	79.46	1:24.51	2	133.82	83.15

FASTEST LAP

66	C	Philip GLADMAN	Lotus Elise	1:18.58	on lap	4	143.91 KPH	89.42 MPH
75	B	Darryl DAVIS	Lotus Elise	1:23.17	on lap	6	135.97 KPH	84.49 MPH
69	A	Dave BROADWAY	MG Midget	1:28.46	on lap	9	127.84 KPH	79.43 MPH
63	D	Nick COLE	Lotus Elan S2	1:31.47	on lap	8	123.63 KPH	76.82 MPH

Lap record class C

Handwritten signature
18.09

UNISYS service

750MC - SNETTERTON

Handwritten signature

MST sports timing

DATE - 18-09-99

START - 14:48

WEATHER/TRACK - BRIGHT / DRY

ISSUED - 15:14

PROVISIONAL RESULT FOR RACE 6

Demon Tweeks/Yokohama/CCC Stock Hatch

POS	NO.	CL	DRIVER	CAR	LAPS	RACE TIME	BEHIND	KPH	MPH	BEST LAP	ON	KPH	MPH
1	2		Jay FROST	Suzuki Swift GTi	10	00:15:25.51		122.19	75.92	1:30.98	6	124.30	77.23
2	8		John GLADMAN	Peugeot 106 XSi	10	00:15:25.79	0.28	122.15	75.90	1:30.85	8	124.48	77.34
3	22		Alan BLENCOWE	Peugeot 205 GTi	10	00:15:26.98	1.47	122.00	75.80	1:30.62	8	124.79	77.54
4	41		Ian CARVELL	Peugeot 205 GTi	10	00:15:30.53	5.02	121.53	75.51	1:31.27	6	123.90	76.99
5	4		Peter FEATHERSTONE	Peugeot 205 GTi	10	00:15:31.25	5.74	121.44	75.45	1:31.48	9	123.62	76.81
6	65		Andy BURGESS	Suzuki Swift GTi	10	00:15:37.73	12.22	120.60	74.93	1:32.01	7	122.91	76.37
7	70		Robbie WATTS	Peugeot 205 GTi	10	00:15:38.13	12.62	120.55	74.90	1:31.97	7	122.96	76.40
8	98		Anthony RIDD	Suzuki GTi	10	00:15:40.37	14.86	120.26	74.72	1:32.32	7	122.49	76.11
9	26		Simon HUNT	Peugeot 205 GTi	10	00:15:40.82	15.31	120.20	74.69	1:32.11	7	122.77	76.29
10	56		Matthew POTTER	Peugeot 205 GTi	10	00:15:41.65	16.14	120.09	74.62	1:32.39	10	122.40	76.06
11	32		Don HUGHES	Volkswagen Golf GTi	10	00:15:47.86	22.35	119.31	74.13	1:32.57	7	122.16	75.91
12	58		Andy ELLIOTT	Fiesta XR2	10	00:15:48.25	22.74	119.26	74.10	1:32.68	7	122.02	75.82
13	51		Darren BLUMSON	Peugeot 205 GTi	10	00:15:49.59	24.08	119.09	74.00	1:32.99	7	121.61	75.56
14	83		Lee ATKINS	Vauxhall Nova GTE	10	00:15:50.71	25.20	118.95	73.91	1:32.69	3	122.01	75.81
15	7		Andy STEVENS	Suzuki Swift GTi	10	00:16:04.13	38.62	117.29	72.88	1:32.98	7	121.63	75.57
16	25		Matthew LEWIS	Fiesta XR2	10	00:16:07.06	41.55	116.94	72.66	1:34.84	6	119.24	74.09
17	80		Mark HAMMERSLEY	Fiesta XR2	10	00:16:07.71	42.20	116.86	72.61	1:34.34	8	119.87	74.48
18	29		Colin SHEARER	Peugeot 205 GTi	10	00:16:07.95	42.44	116.83	72.59	1:34.02	10	120.28	74.74
19	61		Tony TAYLOR	Peugeot 205 GTi	10	00:16:09.88	44.37	116.60	72.45	1:33.65	8	120.76	75.03
20	88		Chris OWEN	Vauxhall Nova GTE	10	00:16:10.09	44.58	116.57	72.43	1:34.48	4	119.69	74.37
21	74		Steve GORDON	Fiesta XR2	10	00:16:10.94	45.43	116.47	72.37	1:33.71	8	120.68	74.98
22	16		Hilary HOWLETT	Fiesta XR2	10	00:16:11.54	46.03	116.40	72.33	1:33.98	10	120.33	74.77
23	14		Phil WAITE	Fiesta XR2	10	00:16:12.31	46.80	116.31	72.27	1:34.30	8	119.92	74.51
24	81		Matthew PERKS	Fiesta XR2	10	00:16:13.00	47.49	116.23	72.22	1:34.05	10	120.24	74.71
25	36		Rhys HEKE	Fiesta XR2	10	00:16:15.02	49.51	115.98	72.07	1:34.43	5	119.76	74.41
26	48		Dave BALDING	Fiesta XR2	10	00:16:16.60	51.09	115.80	71.95	1:34.42	7	119.77	74.42
27	50		Paul BOTTOMLEY	Peugeot 205 GTi	10	00:16:28.14	1:02.63	114.44	71.11	1:33.89	6	120.45	74.84
28	34		Mick HAIR	Escort XR3	10	00:16:29.60	1:04.09	114.28	71.01	1:34.84	5	119.24	74.09

NOT CLASSIFIED

93			Paul TAYLOR	Peugeot 205 GTi	8	00:12:20.77	D.N.F.	122.13	75.89	1:30.72	8	124.66	77.46
43			Alan THORNDYKE	Citroen AX GT	5	00:08:00.87	D.N.F.	117.59	73.06	1:32.76	4	121.91	75.75

FASTEST LAP

22 Alan BLENCOWE Peugeot 205 GTi 1:30.62 on lap 8 124.79 KPH 77.54 MPH

Non-starters - 5 52 60

UNISYS service

750MC - SNETTERTON

MST sports timing

DATE - 18-09-99

START - 15:36

WEATHER/TRACK - CLOUDY / DRY

ISSUED - 15:53

PROVISIONAL RESULT FOR RACE 7

750MC Formula 4

POS	NO.	CL	DRIVER	CAR	LAPS	RACE TIME	BEHIND	KPH	MPH	BEST LAP	ON	KPH	MPH
1	6	A	John MOORE	Jay	15	00:19:22.16		145.96	90.70	1:16.18	6	148.45	92.24
2	3	A	Erwin SMIECH	Reynard SF86	15	00:19:23.58	1.42	145.78	90.58	1:15.50	12	149.79	93.07
3	36	A	Adrian BESWICK	Davis T5	15	00:19:26.92	4.76	145.37	90.33	1:15.83	12	149.13	92.67
4	33	C	Ross KAISER	Delta T79	15	00:19:32.30	10.14	144.70	89.91	1:16.20	12	148.41	92.22
5	83	B	Stuart BOYER	Van Diemen RF83	15	00:19:33.17	11.01	144.59	89.84	1:16.19	13	148.43	92.23
6	56	B	Tom McCULLOUGH	Crossle S6F	15	00:19:44.55	22.39	143.20	88.98	1:17.47	7	145.98	90.70
7	4	A	Clive YORATH	Delta T814	15	00:19:55.11	32.95	141.94	88.19	1:16.68	10	147.48	91.64
8	17	B	Nigel PAYNE	Van Diemen RF82	15	00:19:55.75	33.59	141.86	88.15	1:17.50	10	145.92	90.67
9	76	C	Daniel WRIGHT	Reynard SF79	15	00:19:58.16	36.00	141.58	87.97	1:17.50	11	145.92	90.67
10	14	B	Ken THOROGOOD	Van Diemen RF82	15	00:19:59.96	37.80	141.36	87.84	1:17.67	12	145.60	90.47
11	41	C	John ROBINSON	Reynard SF78	15	00:20:06.66	44.50	140.58	87.35	1:17.65	10	145.64	90.49
12	26	A	Barry PRITCHARD	Van Diemen RF93	15	00:20:07.54	45.38	140.48	87.29	1:16.47	12	147.89	91.89
13	22	C	James BOLTON	Delta T79SBR	15	00:20:11.22	49.06	140.05	87.02	1:18.51	10	144.04	89.50
14	54	B	Gary DEXTER	Van Diemen RF83	15	00:20:11.64	49.48	140.00	86.99	1:18.11	15	144.78	89.96
15	99	A	Charles ADRIAN	Delta T92 CEA	15	00:20:13.45	51.29	139.79	86.86	1:17.61	15	145.71	90.54
16	15	A	Mike WEBBER	Van Diemen FR90	15	00:20:21.46	59.30	138.88	86.29	1:17.36	13	146.18	90.83
17	30	B	Stuart WRIGHT	Van Diemen RF82	15	00:20:24.38	1:02.22	138.54	86.09	1:18.69	6	143.71	89.30
18	51	C	Stuart OLLEY	Royale RP27	15	00:20:26.84	1:04.68	138.27	85.91	1:19.36	15	142.50	88.54
19	86	B	Mark DUNHAM	Van Diemen RF82	15	00:20:31.16	1:09.00	137.78	85.61	1:17.67	10	145.60	90.47
20	40	B	Ray GARDNER	Van Diemen RF82	15	00:20:31.97	1:09.81	137.69	85.56	1:19.18	15	142.82	88.74
21	32	A	Garry CLEAVER	Ray	15	00:20:41.30	1:19.14	136.66	84.91	1:16.90	12	147.06	91.38
22	28	C	Kevin FRY	Reynard SF80	15	00:20:43.87	1:21.71	136.37	84.74	1:20.64	11	140.24	87.14
23	34	B	Alan KIRK	Van Diemen RF81	14	00:19:23.03	1 LAP	136.13	84.59	1:20.40	13	140.66	87.40
24	27	A	David DAWSON	Lotus/Ford	14	00:19:31.48	1 LAP	135.15	83.97	1:21.39	5	138.95	86.33
25	37	C	Paul FELLOWS	Royale RP27	14	00:19:31.80	1 LAP	135.11	83.95	1:21.00	9	139.61	86.75
26	9	B	Peter KENNERLEY	Van Diemen RF82	14	00:19:32.78	1 LAP	135.00	83.88	1:20.62	12	140.27	87.16
27	23	C	Terry SWINSON	Reynard SF79	14	00:20:02.65	1 LAP	131.64	81.80	1:23.09	14	136.10	84.57

NOT CLASSIFIED

55	C	Rodney GILDERSLEEVES	Lola T580	10	00:15:18.79	D.N.F.	123.08	76.48	1:18.69	8	143.71	89.30	
25	C	Steve GARDINER	Reynard SF80	5	00:07:04.87	D.N.F.	133.08	82.69	1:20.96	5	139.68	86.79	
66	B	Andy BILLING	Van Diemen RF82	3	00:05:04.63	D.N.F.	111.37	69.20	1:21.81	3	138.23	85.89	
80	A	Peter MONK	Dastle Mk12	1	00:01:41.19	D.N.F.	111.76	69.44	1:41.19	1	111.76	69.44	
29	A	John SWAINSTON	Matador Mk 2	0	00:00:00.00								

FASTEST LAP

3	A	Erwin SMIECH	Reynard SF86	1:15.50	on lap 12	149.79 KPH	93.07 MPH
83	B	Stuart BOYER	Van Diemen RF83	1:16.19	on lap 13	148.43 KPH	92.23 MPH
33	C	Ross KAISER	Delta T79	1:16.20	on lap 12	148.41 KPH	92.22 MPH

Erwin Smiech
16:38

[Signature]

UNISYS service

750MC - SNETTERTON

MST sports timing

DATE - 18-09-99

START - 16:09

WEATHER/TRACK - BRIGHT / DRY

ISSUED - 16:31

PROVISIONAL RESULT FOR RACE 8

Demon Tweeks/Yokohama/CCC Hot Hatch

POS	NO.	CL	DRIVER	CAR	LAPS	RACE TIME	BEHIND	KPH	MPH	BEST LAP	ON	KPH	MPH
1	4	B	Andrew VAREY	Peugeot 205 GTi	10	00:14:43.00		128.07	79.58	1:26.91	3	130.12	80.85
2	86	B	Paul HORTON	Fiesta XR2	10	00:14:44.06	1.06	127.92	79.48	1:26.93	4	130.09	80.83
3	50	B	John HAMMERSLEY	Fiesta XR2	10	00:14:48.18	5.18	127.32	79.11	1:27.12	4	129.81	80.66
4	5	B	Carl LAWRENCE	Vauxhall Nova GTE	10	00:14:49.63	6.63	127.12	78.99	1:27.56	6	129.15	80.25
5	10	B	Simon HILL	Peugeot 205 GTi	10	00:14:50.83	7.83	126.95	78.88	1:27.56	4	129.15	80.25
6	14	B	Tom PERKINS	Peugeot 205 GTi	10	00:15:05.35	22.35	124.91	77.61	1:28.51	2	127.77	79.39
7	40	B	Steve CLARK	Fiesta XR2	10	00:15:07.08	24.08	124.67	77.47	1:27.73	6	128.90	80.10
8	8	B	Bernie BOWDEN	Vauxhall Nova GTE	10	00:15:07.24	24.24	124.65	77.45	1:28.96	2	127.12	78.99
9	32	B	Richard WALMSLEY	Peugeot 205 GTi	10	00:15:07.96	24.96	124.55	77.39	1:28.75	6	127.42	79.17
10	47	B	Martyn CULLEY	Fiesta XR2	10	00:15:09.07	26.07	124.40	77.30	1:28.66	9	127.55	79.26
11	76	B	Rob MINNS	Fiesta XR2	10	00:15:10.24	27.24	124.24	77.20	1:29.17	9	126.82	78.80
12	12	B	Dave COLES	Peugeot 205 GTi	10	00:15:11.22	28.22	124.11	77.11	1:28.78	9	127.38	79.15
13	31	B	Lewis WILLIAMS	Fiesta XR2	10	00:15:19.73	36.73	122.96	76.40	1:29.87	4	125.83	78.19
14	88	A	Mark CUNNINGHAM	Citroen AX GT	10	00:15:20.40	37.40	122.87	76.34	1:29.98	9	125.68	78.09
15	3	A	Stephen POLLEY	Toyota Starlet	10	00:15:20.56	37.56	122.85	76.33	1:29.68	9	126.10	78.35
16	84	A	Mark BUSH	Rover Metro GTi	10	00:15:21.87	38.87	122.67	76.22	1:29.25	9	126.71	78.73
17	60	C	Lol DYKE	Toyota Corolla GT	10	00:15:25.76	42.76	122.16	75.90	1:30.50	9	124.96	77.64
18	49	B	Geoff BLUFF	Fiesta XR2	10	00:15:32.24	49.24	121.31	75.37	1:30.82	7	124.52	77.37
19	15	A	Tim PURSLOW	Vauxhall Nova SRi	10	00:15:32.54	49.54	121.27	75.35	1:30.71	8	124.67	77.46
20	91	B	Chris PORRITT	Fiesta XR2	10	00:15:48.90	1:05.90	119.18	74.05	1:32.53	9	122.22	75.94
21	54	B	Des OLSON	Fiesta XR2i	10	00:15:49.36	1:06.36	119.12	74.02	1:32.50	8	122.26	75.96
22	25	B	Mike PICK	Rover Maestro	10	00:15:53.92	1:10.92	118.55	73.66	1:33.54	7	120.90	75.12
23	45	A	Terry CRANE	Metro GTi	9	00:14:46.53	1 LAP	114.81	71.33	1:35.78	2	118.07	73.36
24	52	A	Marc GLIDDON	Peugeot 106 XSi	9	00:14:55.05	1 LAP	113.71	70.66	1:36.37	6	117.35	72.91
25	69	A	Steve ORCHARD	Rover Metro	9	00:15:05.19	1 LAP	112.44	69.86	1:37.63	7	115.83	71.97
26	27	B	Stephen WOOD	Peugeot 205 GTi	9	00:15:09.13	1 LAP	111.95	69.56	1:37.50	3	115.99	72.07
27	57	B	Michael QUENBY	Fiesta XR2	9	00:15:44.91	1 LAP	107.71	66.93	1:42.00	9	110.87	68.89

NOT CLASSIFIED

11	B	Adrian LOWES	Escort XR3	6	00:09:31.38	D.N.F.	118.75	73.79	1:28.77	3	127.39	79.16
43	B	Kelvin HASSELL	Fiesta XR2	6	00:09:54.22	D.N.F.	114.19	70.95	1:35.15	2	118.85	73.85
26	B	Steve TREEN	Fiesta XR2	3	00:05:01.46	D.N.F.	112.54	69.93	1:35.70	2	118.17	73.42

FASTEST LAP

4	B	Andrew VAREY	Peugeot 205 GTi	1:26.91	on lap	3	130.12 KPH	80.85 MPH
84	A	Mark BUSH	Rover Metro GTi	1:29.25	on lap	9	126.71 KPH	78.73 MPH
60	C	Lol DYKE	Toyota Corolla GT	1:30.50	on lap	9	124.96 KPH	77.64 MPH

Lap record class C

UNISYS service

750MC - SNETTERTON

MST sports timing

DATE - 18-09-99

START - 15:36

WEATHER/TRACK - CLOUDY / DRY

ISSUED - 16:53

PROVISIONAL RESULT FOR RACE 9


Goldarts/Lotus 7 Club 7 - Class C/D

POS	NO.	CL	DRIVER	CAR	LAPS	RACE TIME	BEHIND	KPH	MPH	BEST LAP	ON	KPH	MPH
1	30	C	Frazer GIBNEY	Caterham 7 Supersports	10	00:14:19.57		131.56	81.75	1:23.33	9	135.71	84.32
2	20	C	Chris WOOD	Caterham 7	10	00:14:19.84	0.27	131.52	81.72	1:24.16	9	134.37	83.49
3	73	C	Nicholas FAIRMAN	Caterham 7	10	00:14:26.07	6.50	130.58	81.13	1:25.19	5	132.75	82.48
4	21	C	Peter RATCLIFF	Caterham 7	10	00:14:26.47	6.90	130.52	81.10	1:24.48	6	133.86	83.18
5	99	C	Fenton RAMSAHOYE	Caterham 7 Supersports	10	00:14:26.60	7.03	130.50	81.08	1:24.83	7	133.31	82.83
6	8	C	Paul BAILEY	Caterham Super 7	10	00:14:28.60	9.03	130.20	80.90	1:24.04	5	134.56	83.61
7	61	C	James DUTSON	Caterham Supersport	10	00:14:31.48	11.91	129.76	80.63	1:24.83	5	133.31	82.83
8	74	C	Simon FAIRMAN	Caterham 7	10	00:14:33.94	14.37	129.40	80.40	1:24.71	2	133.50	82.95
9	7	C	Ashley CROFT	Caterham 7	10	00:14:34.15	14.58	129.37	80.38	1:24.74	8	133.45	82.92
10	37	C	Adrian WATT	Caterham 7 Supersports	10	00:14:34.22	14.65	129.36	80.38	1:24.84	6	133.30	82.82
11	24	C	Chris BATTEN	Caterham 7	10	00:14:35.29	15.72	129.20	80.28	1:25.17	8	132.78	82.50
12	9	C	Nigel HORSMAN	Caterham 7 Supersport	10	00:14:36.40	16.83	129.04	80.18	1:25.42	8	132.39	82.26
13	22	C	John BENFIELD	Caterham 7	10	00:14:36.41	16.84	129.03	80.18	1:25.09	8	132.90	82.58
14	36	C	David LITCHFIELD	Caterham 7 Supersports	10	00:14:41.83	22.26	128.24	79.68	1:25.67	3	132.00	82.02
15	77	C	Ian BROWN	Caterham Super 7	10	00:14:43.25	23.68	128.04	79.56	1:24.51	5	133.82	83.15
16	23	C	William BROWN	Caterham 7	10	00:14:47.69	28.12	127.40	79.16	1:25.09	8	132.90	82.58
17	44	D	Ian WOODLAND	Caterham Classic	10	00:14:57.54	37.97	126.00	78.29	1:26.80	7	130.29	80.95
18	15	D	Mark GILES	Caterham 7 Classic	10	00:14:58.59	39.02	125.85	78.20	1:26.90	7	130.14	80.86
19	52	C	John HILL	Caterham 7	10	00:15:11.51	51.94	124.07	77.09	1:29.45	8	126.43	78.56
20	88	C	Ed TAYLOR	Caterham 7	10	00:15:12.07	52.50	123.99	77.04	1:27.31	2	129.52	80.48
21	66	C	Matthew BAILEY	Caterham Super 7	10	00:15:12.12	52.55	123.98	77.04	1:24.57	10	133.72	83.09

NOT CLASSIFIED

FASTEST LAP

30	C	Frazer GIBNEY	Caterham 7 Supersports	1:23.33	on lap	9	135.71 KPH	84.32 MPH
44	D	Ian WOODLAND	Caterham Classic	1:26.80	on lap	7	130.29 KPH	80.95 MPH


17.16

UNISYS service

750MC - SNETTERTON



MST sports timing

DATE - 18-09-99

START - 16:57

WEATHER/TRACK - CLOUDY / DRY

ISSUED - 17:13

PROVISIONAL RESULT FOR RACE 10

Goldarts/Lotus 7 Club 7 - Class A/B


POS	NO.	CL	DRIVER	CAR	LAPS	RACE TIME	BEHIND	KPH	MPH	BEST LAP	ON	KPH	MPH
1	14	A	Jon MILICEVIC	Caterham Superlight	10	00:13:17.63		141.78	88.10	1:18.42	5	144.21	89.60
2	1	A	Martin STEWART	Caterham Super 7	10	00:13:17.64	0.01	141.78	88.09	1:18.31	7	144.41	89.73
3	70	A	Keith DUNN	Caterham Superlight R	10	00:13:22.48	4.85	140.92	87.56	1:18.66	4	143.77	89.33
4	33	A	Mike KING	Caterham Superlight	10	00:13:22.76	5.13	140.87	87.53	1:18.80	4	143.51	89.17
5	3	A	John SCHNEIDER	Caterham 7	10	00:13:22.82	5.19	140.86	87.53	1:19.18	4	142.82	88.74
6	5	A	Howard CRAMER	Caterham 7	10	00:13:30.88	13.25	139.46	86.66	1:19.78	5	141.75	88.08
7	37	A	John TAYLOR	Caterham 7	10	00:13:38.52	20.89	138.16	85.85	1:19.99	8	141.38	87.85
8	84	A	Simon LANYON	Caterham Super 7	10	00:13:38.78	21.15	138.12	85.82	1:19.35	8	142.52	88.55
9	2	B	Barry ELY	Lotus 7 S2	10	00:13:39.60	21.97	137.98	85.73	1:20.32	8	140.80	87.49
10	49	A	Ian WALE	Caterham Super 7	10	00:13:56.09	38.46	135.26	84.04	1:21.10	4	139.44	86.64
11	25	A	Peter LAWRENCE	Caterham HPC	10	00:14:01.92	44.29	134.32	83.46	1:22.59	2	136.93	85.08
12	23	B	Robert DURRANT	Caterham 7	10	00:14:09.68	52.05	133.09	82.70	1:23.17	5	135.97	84.49
13	69	B	Stuart PHETHEAN	Caterham Roadsport	10	00:14:15.95	58.32	132.12	82.09	1:23.23	7	135.87	84.43
14	8	B	John KILLICK	Caterham 7	10	00:14:16.21	58.58	132.08	82.07	1:23.62	6	135.24	84.03
15	34	A	Nick WIGLEY	Caterham Superlight	10	00:14:35.71	1:18.08	129.14	80.24	1:25.51	3	132.25	82.17
16	48	B	Gerald SIMPSON	Caterham Supersprint	9	00:13:49.54	1 LAP	122.69	76.24	1:29.23	2	126.74	78.75

NOT CLASSIFIED

47	B	Philip DERBY	Caterham 7 Roadsport	5	00:07:19.91	D.N.F.		128.53	79.87	1:22.82	2	136.55	84.84
----	---	--------------	----------------------	---	-------------	--------	--	--------	-------	---------	---	--------	-------

FASTEST LAP

1	A	Martin STEWART	Caterham Super 7	1:18.31	on Lap	7	144.41 KPH	89.73 MPH
2	B	Barry ELY	Lotus 7 S2	1:20.32	on Lap	8	140.80 KPH	87.49 MPH


17:52

Non-starters - 19 27 71

UNISYS service

750MC - SNETTERTON



MST sports timing

DATE - 18-09-99

START - 17:18

WEATHER/TRACK - CLOUDY / DRY

ISSUED - 17:33

PROVISIONAL RESULT FOR RACE 11

750MC Sports 2000

POS	NO.	CL	DRIVER	CAR	LAPS	RACE TIME	BEHIND	KPH	MPH	BEST LAP	ON	KPH	MPH
1	16	A	David PEGLEY	Lola T86-90	20	00:25:36.02		147.25	91.49	1:15.74	3	149.31	92.78
2	33	A	Mike FRY	WEV	20	00:25:57.08	21.06	145.26	90.26	1:16.48	10	147.87	91.88
3	3	A	John WOODWARD	Tiga SC87B	20	00:26:17.05	41.03	143.42	89.11	1:17.37	13	146.17	90.82
4	8	B	Nicholas BARNETT	Lola T86/90	20	00:26:20.43	44.41	143.11	88.92	1:18.03	12	144.93	90.05
5	27	B	Dallas JACKSON	Shrike P15	20	00:26:23.40	47.38	142.84	88.76	1:18.20	11	144.61	89.86
6	77	B	Graham ROWAN	Lola 592S	18	00:25:44.23	2 LAPS	131.82	81.91	1:22.74	8	136.68	84.93
7	96	A	Alan LANCASTER	Ijal 98	18	00:26:34.41	2 LAPS	127.67	79.33	1:26.13	15	131.30	81.58
8	99	A	Alan DAVENPORT	Haggispeed Mk6D	18	00:26:57.22	2 LAPS	125.87	78.21	1:26.60	12	130.59	81.14

NOT CLASSIFIED

2	A	Andrew DARBY	AJD Clubsport	16	00:20:54.30	D.N.F.	144.26	89.63	1:15.46	10	149.86	93.12
1	A	Richard GILMOUR	Mallock	11	00:14:14.57	D.N.F.	145.57	90.45	1:15.83	10	149.13	92.67

FASTEST LAP

2	A	Andrew DARBY	AJD Clubsport	1:15.46	on lap	10	149.86 KPH	93.12 MPH
8	B	Nicholas BARNETT	Lola T86/90	1:18.03	on lap	12	144.93 KPH	90.05 MPH

Walter
11:51

8

UNISYS service

750MC - SNETTERTON

MST sports timing

DATE - 19-09-99

START - 10:45

WEATHER/TRACK - CLOUDY / DRY

ISSUED - 11:13

PROVISIONAL RESULT FOR RACE 12

H.R.Owen Roadsports

POS	NO.	CL	DRIVER	CAR	LAPS	RACE TIME	BEHIND	KPH	MPH	BEST LAP	ON	KPH	MPH
1	66	C	Philip GLADMAN	Lotus Elise	15	00:19:59.83		141.38	87.85	1:18.47	12	144.12	89.55
2	23	C	Andrew MARLER	Lotus Elise	15	00:20:03.05	3.22	141.00	87.61	1:18.07	14	144.85	90.01
3	5	C	John HAZZARD	Lotus Esprit	15	00:21:22.05	1:22.22	132.31	82.21	1:23.48	6	135.47	84.17
4	88	C	Brian COWAN	Aston Martin Vantage	15	00:21:23.77	1:23.94	132.14	82.10	1:23.58	14	135.30	84.07
5	15	C	Peter DAVEY	Lotus Elise	14	00:20:02.91	1 LAP	131.62	81.78	1:24.23	5	134.26	83.42
6	75	B	Darryl DAVIS	Lotus Elise	14	00:20:03.31	1 LAP	131.57	81.75	1:24.01	13	134.61	83.64
7	77	B	Natasha BELL	Lotus Elise	14	00:20:04.53	1 LAP	131.44	81.67	1:23.70	12	135.11	83.95
8	99	C	Jason EKER	Lotus Elise	14	00:20:49.69	1 LAP	126.69	78.72	1:25.02	14	133.01	82.65
9	97	C	Chris VAREY	Porsche 968CS	14	00:21:01.25	1 LAP	125.53	78.00	1:27.60	12	129.10	80.21
10	3	A	Kevin GINGER	Triumph Spitfire	14	00:21:10.30	1 LAP	124.63	77.44	1:28.31	11	128.06	79.57
11	16	A	Pete RICHARDS	Clan Crusader	14	00:21:12.10	1 LAP	124.46	77.33	1:28.66	13	127.55	79.26
12	63	D	Nick COLE	Lotus Elan S2	13	00:20:11.83	2 LAPS	121.32	75.38	1:31.33	5	123.82	76.94
13	24	A	Neil BROWN	Clan	12	00:20:35.84	3 LAPS	109.81	68.23	1:40.27	11	112.78	70.08

NOT CLASSIFIED

7	C	Malcolm DAVISON	Porsche 911	5	00:08:20.01	D.N.F.	113.08	70.27	1:31.27	2	123.90	76.99
37	C	Stuart MANNING	Porsche 944	3	00:06:37.82	D.N.F.	85.28	52.99	1:31.29	2	123.88	76.97
6	B	Paul KEEVILL	Lotus Elan S3	0	00:00:00.00							
10	B	David HEALEY	Lotus Europa S2	0	00:00:00.00							

FASTEST LAP

23	C	Andrew MARLER	Lotus Elise	1:18.07	on lap 14	144.85 KPH	90.01 MPH
77	B	Natasha BELL	Lotus Elise	1:23.70	on lap 12	135.11 KPH	83.95 MPH
3	A	Kevin GINGER	Triumph Spitfire	1:28.31	on lap 11	128.06 KPH	79.57 MPH
63	D	Nick COLE	Lotus Elan S2	1:31.33	on lap 5	123.82 KPH	76.94 MPH

Lap record class A

Non-starters - 1 4 14 36 38 56 69



UNISYS service

750MC - SNETTERTON



MST sports timing

DATE - 19-09-99

START - 11:18

WEATHER/TRACK - CLOUDY / DRY

ISSUED - 11:40

PROVISIONAL RESULT FOR RACE 13

Demon Tweeks/Yokohama/CCC Stock Hatch


POS	NO.	CL	DRIVER	CAR	LAPS	RACE TIME	BEHIND	KPH	MPH	BEST LAP	ON	KPH	MPH
1	29		Colin SHEARER	Peugeot 205 GTi	10	00:15:44.42		119.74	74.40	1:32.83	2	121.82	75.69
2	80		Mark HAMMERSLEY	Fiesta XR2	10	00:15:48.34	3.92	119.25	74.10	1:32.97	2	121.64	75.58
3	25		Matthew LEWIS	Fiesta XR2	10	00:15:52.19	7.77	118.77	73.80	1:33.53	5	120.91	75.13
4	0		Martin HOPE	Fiesta XR2	10	00:15:53.06	8.64	118.66	73.73	1:33.19	8	121.35	75.40
5	48		Dave BALDING	Fiesta XR2	10	00:15:55.11	10.69	118.40	73.57	1:33.63	9	120.78	75.05
6	34		Mick HAIR	Escort XR3	10	00:15:57.13	12.71	118.15	73.41	1:33.54	8	120.90	75.12
7	11		Leslie OTT	Fiesta XR2	10	00:15:58.92	14.50	117.93	73.28	1:33.61	10	120.81	75.06
8	44		Martin ROGERS	Fiesta XR2	10	00:16:00.66	16.24	117.72	73.14	1:33.81	3	120.55	74.90
9	99		Keith PATSTONE	Peugeot 205 GTi	10	00:16:04.19	19.77	117.29	72.88	1:34.22	4	120.02	74.58
10	76		Christopher BETTIS	Vauxhall Nova GTE	10	00:16:04.80	20.38	117.21	72.83	1:34.01	3	120.29	74.74
11	73		David CHINN	Fiesta XR2	10	00:16:05.43	21.01	117.14	72.78	1:33.83	9	120.52	74.89
12	71		Darren CLAYTON	Fiesta XR2	10	00:16:06.19	21.77	117.04	72.73	1:33.93	9	120.40	74.81
13	49		Paul GOROLINI	Fiesta XR2	10	00:16:06.77	22.35	116.97	72.68	1:34.42	5	119.77	74.42
14	68		Andre SEVERS	Fiesta XR2	10	00:16:14.86	30.44	116.00	72.08	1:34.52	3	119.64	74.34
15	33		James WARNER	Fiesta XR2	10	00:16:24.08	39.66	114.92	71.40	1:35.78	5	118.07	73.36
16	19		Glenn STOKES	Fiesta XR2	10	00:16:28.64	44.22	114.39	71.07	1:35.84	3	118.00	73.32
17	59		Craig ABRAHAM	Rover Metro GTi	10	00:16:30.77	46.35	114.14	70.92	1:37.12	10	116.44	72.35
18	95		Ewen CONSTANT	VW Golf Mk 1	10	00:16:37.68	53.26	113.35	70.43	1:35.60	3	118.29	73.50
19	89		Nick JOYCE	Fiesta XR2	10	00:16:44.71	1:00.29	112.56	69.94	1:37.43	9	116.07	72.12
20	47		Jon JEFFERY	Fiesta XR2	10	00:16:52.42	1:08.00	111.70	69.40	1:38.77	5	114.50	71.14
21	12		Gordon MacMILLAN	Fiesta XR2	10	00:17:04.47	1:20.05	110.39	68.59	1:39.71	6	113.42	70.47

NOT CLASSIFIED

86	Steve HORNER	Fiesta XR2	8	00:12:49.96	D.N.F.	117.50	73.01	1:33.82	3	120.54	74.90
38	Phillip BECKER	Fiesta XR2	4	00:06:52.05	D.N.F.	109.78	68.21	1:37.75	4	115.69	71.88
75	Simon BOWYER	Fiesta XR2	1	00:02:06.84	D.N.F.	89.16	55.40	2:06.84	1	89.16	55.40
91	Steven GROOM	Fiesta XR2	0	00:00:00.00							

FASTEST LAP

29 Colin SHEARER Peugeot 205 GTi 1:32.83 on lap 2 121.82 KPH 75.69 MPH


12:15

Non-starters - 5 28 36 52 60 63 69

UNISYS service

750MC - SNETTERTON



MST sports timing

DATE - 19-09-99

START - 11:53

WEATHER/TRACK - CLOUDY / DRY

ISSUED - 12:13

PROVISIONAL RESULT FOR RACE 14

Remarc Formula Vee

POS	NO.	CL	DRIVER	CAR	LAPS	RACE TIME	BEHIND	KPH	MPH	BEST LAP	ON	KPH	MPH
1	7		Michele MAFFEI	Spyder 98	8	00:11:09.05		135.22	84.02	1:21.49	6	138.78	86.23
2	47		John BOWLES	Ray 97B	8	00:11:09.55	0.50	135.12	83.96	1:22.38	8	137.28	85.30
3	55		Philip SANTER	Scarab	8	00:11:24.92	15.87	132.09	82.07	1:23.48	4	135.47	84.17
4	87		Paul MITSON	Sheane	8	00:11:26.89	17.84	131.71	81.84	1:23.06	4	136.15	84.60
5	65		Michael FENWICK	Scarab	8	00:11:28.67	19.62	131.37	81.63	1:23.80	3	134.95	83.85
6	77		John PALFREY	Sheane FV 94	8	00:11:28.93	19.88	131.32	81.60	1:23.39	4	135.61	84.26
7	73		David BLYTH	Sheane 99	8	00:11:29.21	20.16	131.27	81.56	1:23.64	4	135.21	84.01
8	46		Marcos BURNETT	Sheane	8	00:11:29.61	20.56	131.19	81.52	1:23.51	4	135.42	84.14
9	35		Richard PAGE	Scarab Mk 2	8	00:11:31.46	22.41	130.84	81.30	1:22.63	4	136.86	85.04
10	8		Alan HARDING	Leastone JH002	8	00:11:31.59	22.54	130.81	81.28	1:23.19	4	135.94	84.47
11	34		John HARRISON	ARI Mk4	8	00:11:35.07	26.02	130.16	80.88	1:22.52	6	137.04	85.15
12	32		Rodger TAYLOR	Sheane	8	00:11:39.83	30.78	129.27	80.33	1:24.76	7	133.42	82.90
13	48		Bill ROY	Scarab Mk2	8	00:11:41.27	32.22	129.01	80.16	1:25.43	7	132.37	82.25
14	51		Alistair HESLOP	Scarab Mk4	8	00:11:44.99	35.94	128.33	79.74	1:24.21	6	134.29	83.44
15	21		Derek WILLETTS	Falcon Mk2	8	00:11:49.98	40.93	127.43	79.18	1:26.33	5	130.99	81.39
16	54		Ian FULLER	Rossallini	8	00:11:50.22	41.17	127.38	79.15	1:25.15	5	132.81	82.52
17	82		Robert DAGG	Scarab	8	00:11:57.65	48.60	126.06	78.33	1:26.60	5	130.59	81.14
18	61		Ed MERCER	Sheane	8	00:11:57.66	48.61	126.06	78.33	1:26.10	7	131.34	81.61
19	29		Simon READMAN	Spyder	8	00:12:03.54	54.49	125.04	77.69	1:24.71	8	133.50	82.95
20	27		Richard LAMB	Predator 92	8	00:12:12.02	1:02.97	123.59	76.79	1:26.47	4	130.78	81.26
21	38		David ALBOROUGH	Sheane FV96	8	00:12:14.10	1:05.05	123.24	76.58	1:27.69	7	128.96	80.13
22	17		Tom WATSON	Sheane FV/96	8	00:12:22.60	1:13.55	121.83	75.70	1:30.17	3	125.42	77.93
23	86		Richard HARRIS	Sheane	8	00:12:30.20	1:21.15	120.59	74.93	1:28.97	5	127.11	78.98
24	83		Tony DOWSON	Sheane	8	00:12:34.67	1:25.62	119.88	74.49	1:30.08	7	125.54	78.01
25	91		Pete SMITH	Formula Vee	7	00:11:35.75	1 LAP	113.78	70.70	1:31.69	3	123.34	76.64
NOT CLASSIFIED													
79			Edward LOWNDES	Scarab Mk1	6	00:10:10.58	D.N.F.	111.13	69.05	1:31.02	5	124.24	77.20
56			John CARR	Tumblebug	1	00:01:44.26	D.N.F.	108.47	67.40	1:44.26	1	108.47	67.40
23			Andy METCALF	Leastone	0	00:00:00.00							

FASTEST LAP

7 Michele MAFFEI Spyder 98 1:21.49 on lap 6 138.78 KPH 86.23 MPH

Race stopped after leader had completed 9 laps
Non-starters - 0 15 70 80

UNISYS service

750MC - SNETTERTON



MST sports timing

DATE - 19-09-99

START - 12:22

WEATHER/TRACK - CLOUDY / DRY

ISSUED - 12:44

Handwritten signature
1315

PROVISIONAL RESULT FOR RACE 15

Grass Roots PLC Kit Cars - Class A

POS	NO.	CI	DRIVER	CAR	LAPS	RACE TIME	BEHIND	KPH	MPH	BEST LAP	ON	KPH	MPH
1	2	A	Jonathan WHITE	Sylva Striker	12	00:16:36.36		136.20	84.63	1:21.15	5	139.36	86.59
2	60	A	Andy STERLING	Dax Rush	12	00:16:39.92	3.56	135.72	84.33	1:21.91	5	138.06	85.79
3	8	A	David ROBINSON	Sylva Striker	12	00:16:40.55	4.19	135.63	84.28	1:21.69	7	138.44	86.02
4	64	A	Brian DEAN	Sylva Phoenix	12	00:16:42.00	5.64	135.43	84.15	1:21.54	3	138.69	86.18
5	54	A	Andrew WARD	Sylva Striker	12	00:17:02.82	26.46	132.68	82.44	1:23.51	8	135.42	84.14
6	61	A	Ian FLETCHER	Fletcher Hornet	12	00:17:02.83	26.47	132.68	82.44	1:23.44	10	135.53	84.21
7	42	A	Tom THORNTON	Sylva Striker Mk2	12	00:17:29.83	53.47	129.26	80.32	1:25.16	11	132.79	82.51
8	18	A	Clive TURNER	Autotune Gemini	12	00:17:34.84	58.48	128.65	79.94	1:25.83	4	131.76	81.87
9	79	A	Tim CHILDS	Westfield 7SEi	12	00:17:35.76	59.40	128.54	79.87	1:26.05	9	131.42	81.66
10	26	A	Nigel BROWN	Leader 400	12	00:17:37.29	1:00.93	128.35	79.75	1:26.26	4	131.10	81.46
11	63	A	Mike POMFRET	Westfield 7SE	12	00:18:02.89	1:26.53	125.32	77.87	1:27.77	4	128.85	80.06
12	84	A	Christopher BROWN	Westfield SE	11	00:16:45.50	1 LAP	123.72	76.87	1:27.93	5	128.61	79.91
13	34	A	Nick CRADDOCK	Sylva Striker	11	00:16:56.79	1 LAP	122.34	76.02	1:29.77	6	125.97	78.28
14	68	A	Ken LEWINS	Dutton Legerra	11	00:17:11.23	1 LAP	120.63	74.95	1:30.93	8	124.37	77.28

NOT CLASSIFIED

28	A	Andy CHARSLEY	Fisher Fury	6	00:08:25.75	D.N.F.	134.16	83.36	1:21.41	3	138.91	86.31
25	A	Jonathan BARNETT	Sylva Striker	4	00:06:08.17	D.N.F.	122.86	76.34	1:28.35	4	128.00	79.53

FASTEST LAP

2 A Jonathan WHITE Sylva Striker 1:21.15 on lap 5 139.36 KPH 86.59 MPH

Non-starters - 52 77

UNISYS service

750MC - SNETTERTON

MST sports timing

DATE - 19-09-99

START - 12:48

WEATHER/TRACK - CLOUDY / DRY

ISSUED - 13:07

PROVISIONAL RESULT FOR RACE 16

Grass Roots PLC Kit Cars - Class B/C

POS	NO.	CI	DRIVER	CAR	LAPS	RACE TIME	BEHIND	KPH	MPH	BEST LAP	ON	KPH	MPH
1	38	C	Steve TAYLOR	Sylva Striker	10	00:13:54.90		135.45	84.16	1:22.45	3	137.16	85.22
2	75	B	Nick FLYNN	Sylva Striker	10	00:14:00.03	5.13	134.62	83.65	1:22.51	8	137.06	85.16
3	53	C	Tim HARMER	Sylva Striker	10	00:14:03.27	8.37	134.11	83.33	1:22.86	10	136.48	84.80
4	46	C	Paul GILL	Sylva Striker Mk2	10	00:14:07.21	12.31	133.48	82.94	1:22.40	8	137.24	85.28
5	5	B	Mark OWEN	Sylva Striker	10	00:14:07.74	12.84	133.40	82.89	1:22.60	10	136.91	85.07
6	33	B	Mike TOPP	Westfield CVH	10	00:14:07.91	13.01	133.37	82.87	1:22.32	9	137.38	85.36
7	67	B	Charles STERLING	Sylva Phoenix	10	00:14:28.97	34.07	130.14	80.86	1:24.61	8	133.66	83.05
8	7	C	Jonathan EDWARDS	Westfield SE	10	00:14:30.12	35.22	129.97	80.76	1:25.17	10	132.78	82.50
9	99	C	Edward HASLER	Westfield SEiW	10	00:14:30.35	35.45	129.93	80.73	1:24.98	7	133.08	82.69
10	31	C	Richard DAW	Sylva Phoenix	10	00:14:52.84	57.94	126.66	78.70	1:26.51	10	130.72	81.22
11	29	B	John SIMS	Westfield SE	9	00:14:13.61	1 LAP	119.23	74.09	1:32.46	9	122.31	76.00
12	51	B	Robert PUTNAM	Vindicator Sprint	9	00:15:32.53	1 LAP	109.14	67.82	1:40.34	9	112.70	70.03

NOT CLASSIFIED

4	B	Clive HUDSON	Sylva Phoenix	5	00:07:13.55	D.N.F.	130.42	81.04	1:24.32	3	134.12	83.33
1	C	Andrew OWEN	Sylva Phoenix	0	00:00:00.00							

FASTEST LAP

33	B	Mike TOPP	Westfield CVH	1:22.32	on lap	9	137.38 KPH	85.36 MPH
46	C	Paul GILL	Sylva Striker Mk2	1:22.40	on lap	8	137.24 KPH	85.28 MPH

UNISYS service

750MC - SNETTERTON

MST sports timing

DATE - 19-09-99

START - 14:11

WEATHER/TRACK - CLOUDY / DRY

ISSUED - 14:28

PROVISIONAL RESULT FOR RACE 17

750MC Formula 4

POS	NO.	CL	DRIVER	CAR	LAPS	RACE TIME	BEHIND	KPH	MPH	BEST LAP	ON	KPH	MPH
1	6	A	John MOORE	Jay	10	00:12:47.82		147.28	91.52	1:15.57	6	149.65	92.98
2	3	A	Erwin SMIECH	Reynard SF86	10	00:12:53.51	5.69	146.20	90.84	1:15.78	10	149.23	92.73
3	36	A	Adrian BESWICK	Davis T5	10	00:12:54.25	6.43	146.06	90.76	1:15.46	8	149.86	93.12
4	4	A	Clive YORATH	Delta T814	10	00:12:55.03	7.21	145.91	90.67	1:15.54	8	149.71	93.02
5	33	C	Ross KAISER	Delta T79	10	00:12:57.88	10.06	145.38	90.33	1:15.75	8	149.29	92.76
6	56	B	Tom McCULLOUGH	Crossle 56F	10	00:12:59.20	11.38	145.13	90.18	1:16.49	8	147.85	91.87
7	83	B	Stuart BOYER	Van Diemen RF83	10	00:12:59.50	11.68	145.08	90.15	1:16.22	5	148.37	92.19
8	26	A	Barry PRITCHARD	Van Diemen RF93	10	00:13:05.77	17.95	143.92	89.43	1:16.21	5	148.39	92.20
9	17	B	Nigel PAYNE	Van Diemen RF82	10	00:13:08.94	21.12	143.34	89.07	1:17.37	6	146.17	90.82
10	14	B	Ken THOROGOOD	Van Diemen RF82	10	00:13:12.48	24.66	142.70	88.67	1:17.30	8	146.30	90.90
11	15	A	Mike WEBBER	Van Diemen FR90	10	00:13:18.32	30.50	141.66	88.02	1:17.27	7	146.35	90.94
12	54	B	Gary DEXTER	Van Diemen RF83	10	00:13:18.94	31.12	141.55	87.95	1:17.49	9	145.94	90.68
13	41	C	John ROBINSON	Reynard SF78	10	00:13:20.79	32.97	141.22	87.75	1:17.79	5	145.38	90.33
14	32	A	Garry CLEAVER	Ray	10	00:13:21.13	33.31	141.16	87.71	1:16.61	8	147.62	91.72
15	30	B	Stuart WRIGHT	Van Diemen RF82	10	00:13:22.31	34.49	140.95	87.58	1:17.66	5	145.62	90.48
16	62	C	Mat HOWARD	Delta	10	00:13:22.79	34.97	140.87	87.53	1:16.56	8	147.71	91.78
17	66	B	Andy BILLING	Van Diemen RF82	10	00:13:23.26	35.44	140.79	87.48	1:16.55	9	147.73	91.79
18	22	C	James BOLTON	Delta T79SBR	10	00:13:23.88	36.06	140.68	87.41	1:17.42	9	146.07	90.76
19	76	C	Daniel WRIGHT	Reynard SF79	10	00:13:25.00	37.18	140.48	87.29	1:17.18	5	146.53	91.04
20	99	A	Charles ADRIAN	Delta T92 CEA	10	00:13:28.92	41.10	139.80	86.87	1:17.90	6	145.17	90.20
21	86	B	Mark DUNHAM	Van Diemen RF82	10	00:13:29.06	41.24	139.78	86.85	1:17.97	4	145.04	90.12
22	40	B	Ray GARDNER	Van Diemen RF82	10	00:13:31.86	44.04	139.29	86.55	1:18.25	6	144.52	89.80
23	25	C	Steve GARDINER	Reynard SF80	10	00:13:34.20	46.38	138.89	86.30	1:18.35	9	144.34	89.68
24	9	B	Peter KENNERLEY	Van Diemen RF82	10	00:13:34.94	47.12	138.77	86.22	1:18.53	9	144.01	89.48
25	55	C	Rodney GILDERSLEEVES	Lola T580	10	00:13:50.94	1:03.12	136.10	84.56	1:18.30	6	144.43	89.74
26	37	C	Paul FELLOWS	Royale RP27	10	00:13:55.98	1:08.16	135.28	84.05	1:20.30	6	140.83	87.51
27	34	B	Alan KIRK	Van Diemen RF81	10	00:13:57.56	1:09.74	135.02	83.90	1:19.55	6	142.16	88.33
28	51	C	Stuart OLLEY	Royale RP27	10	00:14:02.47	1:14.65	134.23	83.41	1:17.37	6	146.17	90.82
29	23	C	Terry SWINSON	Reynard SF79	10	00:14:07.51	1:19.69	133.44	82.91	1:22.14	5	137.68	85.55
30	27	A	David DAWSON	Lotus/Ford	9	00:13:00.79	1 LAP	130.35	81.00	1:22.99	4	136.27	84.67

NOT CLASSIFIED

29	A	John SWAINSTON	Matador Mk 2	4	00:05:53.39	D.N.F.	128.00	79.54	1:22.74	3	136.68	84.93
28	C	Kevin FRY	Reynard SF80	0	00:00:00.00							

FASTEST LAP

36	A	Adrian BESWICK	Davis T5	1:15.46	on lap	8	149.86 KPH	93.12 MPH
33	C	Ross KAISER	Delta T79	1:15.75	on lap	8	149.29 KPH	92.76 MPH
83	B	Stuart BOYER	Van Diemen RF83	1:16.22	on lap	5	148.37 KPH	92.19 MPH

Non-starter - 80

No 34 includes 2 sec pen - J16 1 2

UNISYS service

750MC - SNETTERTON

MST sports timing

PROVISIONAL RESULT FOR RACE 18

Demon Tweeks/Yokohama/CCC Hot Hatch

POS	NO.	CL	DRIVER	CAR	LAPS	RACE TIME	BEHIND	KPH	MPH	BEST LAP	ON	KPH	MPH
1	4	B	Andrew VAREY	Peugeot 205 GTi	10	00:14:40.23		128.47	79.83	1:26.77	10	130.33	80.98
2	50	B	John HAMMERSLEY	Fiesta XR2	10	00:14:41.87	1.64	128.24	79.68	1:26.44	5	130.83	81.29
3	86	B	Paul HORTON	Fiesta XR2	10	00:14:42.05	1.82	128.21	79.66	1:26.68	8	130.47	81.07
4	5	B	Carl LAWRENCE	Vauxhall Nova GTE	10	00:14:43.36	3.13	128.02	79.55	1:26.85	4	130.21	80.91
5	10	B	Simon HILL	Peugeot 205 GTi	10	00:14:45.12	4.89	127.77	79.39	1:26.93	4	130.09	80.83
6	8	B	Bernie BOWDEN	Vauxhall Nova GTE	10	00:15:00.55	20.32	125.58	78.03	1:28.10	3	128.36	79.76
7	14	B	Tom PERKINS	Peugeot 205 GTi	10	00:15:00.80	20.57	125.54	78.01	1:27.86	3	128.71	79.98
8	12	B	Dave COLES	Peugeot 205 GTi	10	00:15:01.52	21.29	125.44	77.94	1:27.30	3	129.54	80.49
9	76	B	Rob MINNS	Fiesta XR2	10	00:15:05.13	24.90	124.94	77.63	1:28.67	3	127.54	79.25
10	11	B	Adrian LOWES	Escort XR3	10	00:15:08.73	28.50	124.45	77.32	1:28.35	8	128.00	79.53
11	31	B	Lewis WILLIAMS	Fiesta XR2	10	00:15:10.12	29.89	124.26	77.21	1:28.72	9	127.47	79.20
12	88	A	Mark CUNNINGHAM	Citroen AX GT	10	00:15:10.62	30.39	124.19	77.16	1:29.41	8	126.48	78.59
13	3	A	Stephen POLLEY	Toyota Starlet	10	00:15:11.10	30.87	124.12	77.12	1:28.64	6	127.58	79.27
14	40	B	Steve CLARK	Fiesta XR2	10	00:15:12.97	32.74	123.87	76.97	1:27.74	9	128.89	80.09
15	84	A	Mark BUSH	Rover Metro GTi	10	00:15:14.24	34.01	123.70	76.86	1:28.81	9	127.34	79.12
16	47	B	Martyn CULLEY	Fiesta XR2	10	00:15:20.16	39.93	122.90	76.36	1:27.97	3	128.55	79.88
17	60	C	Lol DYKE	Toyota Corolla GT	10	00:15:23.03	42.80	122.52	76.13	1:30.30	6	125.24	77.82
18	49	B	Geoff BLUFF	Fiesta XR2	10	00:15:32.56	52.33	121.27	75.35	1:30.73	5	124.64	77.45
19	91	B	Chris PORRITT	Fiesta XR2	10	00:15:51.42	1:11.19	118.86	73.86	1:32.52	4	122.23	75.95
20	54	B	Des OLSON	Fiesta XR2i	10	00:15:52.16	1:11.93	118.77	73.80	1:32.09	7	122.80	76.30
21	25	B	Mike PICK	Rover Maestro	10	00:16:04.33	1:24.10	117.27	72.87	1:32.67	4	122.03	75.83
22	27	B	Stephen WOOD	Peugeot 205 GTi	10	00:16:13.25	1:33.02	116.20	72.20	1:34.23	4	120.01	74.57
23	43	B	Kelvin HASSELL	Fiesta XR2	9	00:14:40.94	1 LAP	115.53	71.79	1:35.66	4	118.22	73.46
24	45	A	Terry CRANE	Metro GTi	9	00:14:53.34	1 LAP	113.93	70.79	1:34.73	3	119.38	74.18
25	69	A	Steve ORCHARD	Rover Metro	9	00:14:57.13	1 LAP	113.45	70.49	1:36.02	9	117.77	73.18
26	57	B	Michael QUENBY	Fiesta XR2	9	00:15:21.35	1 LAP	110.47	68.64	1:39.46	3	113.70	70.65

NOT CLASSIFIED

15	A	Tim PURSLOW	Vauxhall Nova SRi	7	00:11:20.92	D.N.F.	116.26	72.24	1:31.44	4	123.67	76.85
26	B	Steve TREEN	Fiesta XR2	4	00:06:44.87	D.N.F.	111.73	69.42	1:35.32	2	118.64	73.72
32	B	Richard WALMSLEY	Peugeot 205 GTi	1	00:01:37.70	D.N.F.	115.75	71.92	1:37.70	1	115.75	71.92

FASTEST LAP

50	B	John HAMMERSLEY	Fiesta XR2	1:26.44	on lap	5	130.83 KPH	81.29 MPH
3	A	Stephen POLLEY	Toyota Starlet	1:28.64	on lap	6	127.58 KPH	79.27 MPH
60	C	Lol DYKE	Toyota Corolla GT	1:30.30	on lap	6	125.24 KPH	77.82 MPH

Non-starter - 52

UNISYS service

750MC - SNETTERTON

MST sports timing

DATE - 19-09-99

START - 15:01

WEATHER/TRACK - CLOUDY / DRY

ISSUED - 15:19

PROVISIONAL RESULT FOR RACE 19

Remarc Formula Vee


POS	NO.	CL	DRIVER	CAR	LAPS	RACE TIME	BEHIND	KPH	MPH	BEST LAP	ON	KPH	MPH
1	3		Ian JORDAN	Royale RP26	15	00:20:45.82		136.16	84.60	1:20.12	3	141.15	87.70
2	1		Ray MOORE	Leastone JH0002	15	00:20:45.85	0.03	136.16	84.60	1:20.03	5	141.31	87.80
3	2		Jeremy CLARK	Spyder GAC	15	00:20:55.92	10.10	135.07	83.92	1:21.32	3	139.07	86.41
4	20		Martyn DONN	Scarab Mk3	15	00:20:56.88	11.06	134.96	83.86	1:21.63	6	138.54	86.08
5	68		Garry MACKENDER	Spyder	15	00:21:07.51	21.69	133.83	83.16	1:20.92	5	139.75	86.84
6	47		John BOWLES	Ray 97B	15	00:21:07.97	22.15	133.78	83.13	1:21.14	4	139.37	86.60
7	6		Geoff COGAN	Sheane Mk2	15	00:21:08.19	22.37	133.76	83.11	1:21.28	2	139.13	86.45
8	7		Michele MAFFEI	Spyder 98	15	00:21:09.64	23.82	133.61	83.02	1:20.56	5	140.38	87.22
9	10		Jon RANDALL	Kaimann	15	00:21:09.71	23.89	133.60	83.01	1:21.56	6	138.66	86.15
10	11		Dave JORDAN	Sheane 98	15	00:21:10.15	24.33	133.55	82.98	1:21.52	6	138.72	86.20
11	45		Bill BURNETT	Sheane	15	00:21:12.83	27.01	133.27	82.81	1:20.75	3	140.05	87.02
12	55		Philip SANTER	Scarab	15	00:21:18.42	32.60	132.69	82.45	1:22.36	3	137.31	85.32
13	81		Mike PASCALL	Scarab Mk2	15	00:21:27.03	41.21	131.80	81.90	1:22.51	3	137.06	85.16
14	32		Rodger TAYLOR	Sheane	15	00:21:50.85	1:05.03	129.41	80.41	1:23.15	5	136.00	84.51
15	87		Paul MITSON	Sheane	15	00:22:05.03	1:19.21	128.02	79.55	1:23.17	2	135.97	84.49
16	73		David BLYTH	Sheane 99	15	00:22:06.82	1:21.00	127.85	79.44	1:24.40	3	133.99	83.26
17	21		Derek WILLETTS	Falcon Mk2	14	00:21:04.23	1 LAP	125.23	77.81	1:25.97	3	131.54	81.74
18	61		Ed MERCER	Sheane	14	00:21:12.83	1 LAP	124.39	77.29	1:25.73	4	131.91	81.96
19	82		Robert DAGG	Scarab	14	00:21:29.20	1 LAP	122.81	76.31	1:25.68	4	131.99	82.01
20	54		Ian FULLER	Rossallini	14	00:21:38.78	1 LAP	121.90	75.74	1:26.12	3	131.31	81.59
21	29		Simon READMAN	Spyder	13	00:21:51.14	2 LAPS	112.13	69.67	1:22.87	4	136.46	84.79

NOT CLASSIFIED

24	Alan ROBINSON	Ray 96A	10	00:16:19.51	D.N.F.	115.45	71.74	1:22.54	6	137.01	85.13
48	Bill ROY	Scarab Mk2	9	00:13:37.65	D.N.F.	124.48	77.34	1:24.34	4	134.09	83.31
46	Marcos BURNETT	Sheane	8	00:11:41.37	D.N.F.	128.99	80.15	1:22.91	6	136.40	84.75
35	Richard PAGE	Scarab Mk 2	8	00:11:42.25	D.N.F.	128.83	80.05	1:22.92	3	136.38	84.74
74	Karl LENNON	Sheane	6	00:08:16.49	D.N.F.	136.66	84.92	1:21.01	3	139.60	86.74
4	Martin BROWN	Ray FV91	6	00:08:24.56	D.N.F.	134.48	83.56	1:21.30	6	139.10	86.43
65	Michael FENWICK	Scarab	6	00:09:05.42	D.N.F.	124.40	77.30	1:26.63	3	130.54	81.11
34	John HARRISON	ARI Mk4	6	00:09:28.77	D.N.F.	119.30	74.13	1:22.92	3	136.38	84.74
75	Kevin GILLESPIE	Leastone JH02	5	00:07:00.06	D.N.F.	134.61	83.64	1:21.74	5	138.35	85.97
51	Alistair HESLOP	Scarab Mk4	5	00:07:17.25	D.N.F.	129.32	80.35	1:23.20	4	135.92	84.46
69	Dustin BARNES	Sheane 90	4	00:05:33.16	D.N.F.	135.78	84.37	1:20.39	3	140.67	87.41

FASTEST LAP

1 Ray MOORE Leastone JH0002 1:20.03 on lap 5 141.31 KPH 87.80 MPH

 16:55

Non-starters - 8 77

UNISYS service

750MC - SNETTERTON



MST sports timing

DATE - 19-09-99

START - 15:32

WEATHER/TRACK - CLOUDY / DRY

ISSUED - 15:55

PROVISIONAL RESULT FOR RACE 20 - AMEMDED

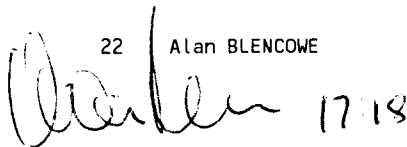
Demon Tweeks/Yokohama/CCC Stock Hatch

POS	NO.	CL	DRIVER	CAR	LAPS	RACE TIME	BEHIND	KPH	MPH	BEST LAP	ON	KPH	MPH
1	2		Jay FROST	Suzuki Swift GTi	10	00:15:25.49		122.19	75.92	1:31.07	6	124.18	77.16
2	93		Paul TAYLOR	Peugeot 205 GTi	10	00:15:27.88	2.39	121.88	75.73	1:31.02	7	124.24	77.20
3	4		Peter FEATHERSTONE	Peugeot 205 GTi	10	00:15:28.18	2.69	121.84	75.70	1:31.32	9	123.84	76.95
4	56		Matthew POTTER	Peugeot 205 GTi	10	00:15:29.76	4.27	121.63	75.58	1:31.12	8	124.11	77.12
5	41		Ian CARVELL	Peugeot 205 GTi	10	00:15:31.09	5.60	121.46	75.47	1:31.50	7	123.59	76.80
6	98		Anthony RIDD	Suzuki GTi	10	00:15:38.15	12.66	120.54	74.90	1:31.58	7	123.48	76.73
7	83		Lee ATKINS	Vauxhall Nova GTE	10	00:15:39.96	14.47	120.31	74.76	1:32.23	7	122.61	76.19
8	58		Andy ELLIOTT	Fiesta XR2	10	00:15:42.80	17.31	119.95	74.53	1:32.53	2	122.22	75.94
9	8		John GLADMAN	Peugeot 106 XSi	10	00:15:44.80	19.31	119.69	74.37	1:31.45	10	123.66	76.84
10	51		Darren BLUMSON	Peugeot 205 GTi	10	00:15:46.81	21.32	119.44	74.21	1:32.49	2	122.27	75.97
11	22		Alan BLENCOWE	Peugeot 205 GTi	10	00:15:47.22	21.73	119.39	74.18	1:30.76	9	124.60	77.42
12	50		Paul BOTTOMLEY	Peugeot 205 GTi	10	00:15:51.08	25.59	118.90	73.88	1:32.50	10	122.26	75.96
13	65		Andy BURGESS	Suzuki Swift GTi	10	00:15:51.44	25.95	118.86	73.85	1:31.44	8	123.67	76.85
14	88		Chris OWEN	Vauxhall Nova GTE	10	00:15:56.24	30.75	118.26	73.48	1:33.59	3	120.83	75.08
15	7		Andy STEVENS	Suzuki Swift GTi	10	00:15:56.29	30.80	118.26	73.48	1:32.92	8	121.70	75.62
16	32		Don HUGHES	Volkswagen Golf GTi	10	00:15:56.89	31.40	118.18	73.43	1:33.39	9	121.09	75.24
17	43		Alan THORNDYKE	Citroen AX GT	10	00:15:58.04	32.55	118.04	73.34	1:32.27	9	122.56	76.15
18	74		Steve GORDON	Fiesta XR2	10	00:16:00.20	34.71	117.77	73.18	1:33.08	6	121.49	75.49
19	29		Colin SHEARER	Peugeot 205 GTi	10	00:16:00.42	34.93	117.75	73.16	1:33.10	9	121.47	75.48
20	25		Matthew LEWIS	Fiesta XR2	10	00:16:01.53	36.04	117.61	73.08	1:33.45	7	121.01	75.19
21	48		Dave BALDING	Fiesta XR2	10	00:16:05.45	39.96	117.13	72.78	1:32.90	8	121.73	75.64
22	81		Matthew PERKS	Fiesta XR2	10	00:16:05.58	40.09	117.12	72.77	1:32.97	8	121.64	75.58
23	70		Robbie WATTS	Peugeot 205 GTi	10	00:16:06.67	41.18	116.99	72.69	1:32.24	5	122.60	76.18
24	0		Martin HOPE	Fiesta XR2	10	00:16:11.44	45.95	116.41	72.33	1:33.44	6	121.03	75.20
25	44		Martin ROGERS	Fiesta XR2	10	00:16:18.18	52.69	115.61	71.83	1:34.10	6	120.18	74.67
26	34		Mick HAIR	Escort XR3	10	00:16:30.63	1:05.14	114.16	70.93	1:34.23	9	120.01	74.57

NOT CLASSIFIED

61			Tony TAYLOR	Peugeot 205 GTi	9	00:14:24.69	D.N.F.	117.71	73.14	1:33.90	8	120.43	74.83
16			Hilary HOWLETT	Fiesta XR2	9	00:14:32.45	D.N.F.	116.66	72.49	1:33.12	9	121.44	75.46
80			Mark HAMMERSLEY	Fiesta XR2	6	00:11:01.29	D.N.F.	102.61	63.75	1:33.97	4	120.34	74.78
11			Leslie OTT	Fiesta XR2	4	00:06:49.45	D.N.F.	110.48	68.65	1:36.47	3	117.23	72.84
26			Simon HUNT	Peugeot 205 GTi	1	00:02:32.99	D.N.F.	73.92	45.93	2:32.99	1	73.92	45.93

FASTEST LAP

22 Alan BLENCOWE
 17:18

Peugeot 205 GTi 1:30.76 on lap 9 124.60 KPH 77.42 MPH

No 14 excluded - E5 1 8

UNISYS service

750MC - SNETTERTON



MST sports timing

DATE - 19-09-99

START - 16:05

WEATHER/TRACK - CLOUDY / DRY

ISSUED - 17:01

PROVISIONAL RESULT FOR RACE 21

Grass Roots PLC Kit Cars - Class A

POS	NO.	CL	DRIVER	CAR	LAPS	RACE TIME	BEHIND	KPH	MPH	BEST LAP	ON	KPH	MPH
1	2	A	Jonathan WHITE	Sylva Striker	10	00:14:07.29		133.47	82.93	1:22.06	9	137.81	85.63
2	8	A	David ROBINSON	Sylva Striker	10	00:14:08.73	1.44	133.24	82.79	1:22.83	9	136.53	84.83
3	64	A	Brian DEAN	Sylva Phoenix	10	00:14:09.18	1.89	133.17	82.75	1:22.64	9	136.84	85.03
4	28	A	Andy CHARLESLEY	Fisher Fury	10	00:14:09.40	2.11	133.14	82.73	1:22.90	5	136.41	84.76
5	54	A	Andrew WARD	Sylva Striker	10	00:14:32.99	25.70	129.54	80.49	1:24.62	8	133.64	83.04
6	61	A	Ian FLETCHER	Fletcher Hornet	10	00:14:33.17	25.88	129.51	80.47	1:24.79	8	133.37	82.87
7	26	A	Nigel BROWN	Leader 400	10	00:14:46.93	39.64	127.50	79.23	1:26.77	4	130.33	80.98
8	18	A	Clive TURNER	Autotune Gemini	10	00:14:47.08	39.79	127.48	79.21	1:26.93	5	130.09	80.83
9	84	A	Christopher BROWN	Westfield SE	10	00:15:04.18	56.89	125.07	77.71	1:28.03	8	128.46	79.82
10	25	A	Jonathan BARNETT	Sylva Striker	10	00:15:04.94	57.65	124.97	77.65	1:27.94	6	128.60	79.90
11	63	A	Mike POMFRET	Westfield 7SE	10	00:15:05.01	57.72	124.96	77.64	1:28.15	5	128.29	79.71
12	34	A	Nick CRADDOCK	Sylva Striker	10	00:15:35.12	1:27.83	120.93	75.14	1:30.26	2	125.29	77.85
13	68	A	Ken LEWINS	Dutton Legerra	9	00:14:33.03	1 LAP	116.58	72.44	1:33.51	2	120.94	75.14
14	42	A	Tom THORNTON	Sylva Striker Mk2	9	00:15:07.70	1 LAP	112.13	69.67	1:27.37	2	129.44	80.43

NOT CLASSIFIED

52	A	Andrew WITHERS	Westfield SE	6	00:10:42.51	D.N.F.	105.60	65.62	1:38.11	3	115.27	71.62
60	A	Andy STERLING	Dax Rush	5	00:07:18.42	D.N.F.	128.97	80.14	1:25.43	2	132.37	82.25

FASTEST LAP

2 A Jonathan WHITE Sylva Striker 1:22.06 on lap 9 137.81 KPH 85.63 MPH

Ward
17'07

Non-starter - 79

RH

UNISYS service

750MC - SNETTERTON

D

MST sports timing

DATE - 19-09-99

START - 16:32

WEATHER/TRACK - CLOUDY / DRY

ISSUED - 16:49