

SEVEN FIFTY MOTOR CLUB

# Championship Car Races



OFFICIAL PROGRAMME

**SNETTERTON**

**31st JULY & 1st AUGUST**

**1999**

**£2.00**

PROGRAMME AMENDMENT SHEET  
 SNETTERTON - 31st July & 1st August.

Add the following:-

Car							
Formula	No	CLASS	Driver	CarDetails	ccs	Hometown	CLUB
7 (A + B)	34	A	Nick Wigley	Caterham Superlight	1800	Ellens Green	750
Formula 4	9	B	Peter Kennerley	Van Diemen RF82	2000	Shillington	750
	35	A	John Richardson	Delta T78	1600	Catford	750
Formula Vee	12		Simon Robinson	Leastone	1300	Headlam	750
	91		Pete Smith	Formula Vee	1300	Wolvercote	750
Locost	12		Barry Matthews	Locost	1300	Corby	750
Radical Enduro	4		Allen Jackson	Radical Clubsport 1100	1100	South Holmwood	750
	11		Jon Lee	Radical Clubsport 1100	1100	Princes Risborough	750
Roadsports	91	C	Andrew Middleton	Porsche 993	3600	Lincoln	750
Sports 2000	71	B	Rupert Russell	Van Diemen RF94	1993	Kislingbury	750
	78	B	John Phillips	Tiga SC79	2000	Norwich	750
Formel Vee	43		Gordon Weir	Scarab Mk4	1300	Littleborough	750
	73		David Blyth	Sheane 99	1300	Milton Keynes	750
Vee Allcomers	15		John Stapleton	Leastone JH002	1300	Crayford	750
	45		Bill Burnett	Sheane	1300	Fordcombe	750
	55		Philip Santer	Scarab	1300	Hawkhurst	750
	69		Dustin Barnes	Sheane 90	1300	Rotherfield	750
	73		David Blyth	Sheane 99	1300	Milton Keynes	750

Delete the following:-

Car							
Formula	No	CLASS	Driver	CarDetails	ccs	Hometown	CLUB
7 (A + B)	13	A	Alan Maynard	Caterham Super 7	2000	Washington	750
Formula Vee	54		Ian Fuller	Rossallini	1300	Rugby	750
	65		Michael Fenwick	Scarab	1300	Richmond	750
	88		Guy Bellingham	Scarab Mk2	1300	Aylesbury	750
Roadsports	26	B	David Dawson	Evante 140TC	1593	Grantham	750
Sports 2000	25	B	Jon Shipman	Shrike P17	2000	Stroud	750
	45	A	Ian Smith	Mallock Mk18/21	1600	Spalding	750
Formel Vee	63	G	Heinz Hartmann	MEGA HH 199	1300	Waghausel	750
	88		Guy Bellingham	Scarab Mk2	1300	Aylesbury	750
Vee Allcomers	20		Martyn Donn	Scarab Mk3	1300	Cheltenham	750
	63	G	Heinz Hartmann	MEGA HH 199	1300	Waghausel	750
	88		Guy Bellingham	Scarab Mk2	1300	Aylesbury	750

NOTE: RACE 6 HAS BEEN MOVED TO THE LAST RACE ON SATURDAY.



This meeting is held under the General Regulations of the MSA Ltd (incorporating the provisions of the International Sporting Code of the FIA) and the Supplementary Regulations, Final Instructions and any written instructions which the Organisers issue for the race meeting. MSA Permit No: 58295

## APPROXIMATE TIMETABLE of EVENTS

(Order of practice differs from order of races)

		Practice	Race
<b>Saturday</b>			
1	Remarc Formula Vee Championship - Heat	9.00	1.15
2	750 Motor Club Locost Series	9.45	1.40
3	750 Motor Club Sports 2000 Championship	10.10	2.05
4	Remarc Formula Vee Championship - Final	9.25	2.55
5	H.R.Owen Roadsports Championship	10.30	3.20
6	Radical Enduro Championship	10.55	3.45
7	750 Motor Club Formula 4 Championship	11.40	4.10
8	Formel V race	11.15	4.35
9	750 Motor Club Locost Series	n/a	5.00
<b>Sunday</b>			
10/16	Goldarts/Lotus 7 Club 7 Championship (C + D)	9.00	11.30/3.40
11/17	Goldarts/Lotus 7 Club 7 Championship (A + B)	9.25	11.55/4.25
12	Vee Allcomers	9.50	1.15
13	H.R.Owen Roadsports Championship	10.15	1.40
14	Radical Enduro Championship	10.40	2.25
15	Radical Enduro Championship	11.05	2.55

The organisers reserve the right, with the permission of the Stewards of the Meeting and/or the Clerk of Course, to change the order in which events are run and to postpone, cancel or abandon the meeting or any part thereof.

**This meeting is promoted by Brands Hatch Leisure Group Ltd**

CHAIRMAN	Nicola Foulston
MANAGING DIRECTOR	Richard Green
GROUP FINANCE DIRECTOR	Rob Bain
GROUP OPERATIONS DIRECTOR	Cathie Robertson
GROUP LEGAL & PERSONNEL DIRECTOR	Alan Goodwin
MANAGER - GROUP MOTORSPORT	Robin Murphy
ADVERTISING EXECUTIVE	Catharine Sherwood
SNETTERTON OPERATIONS TEAM LEADER	Jamie Hopper

## RACE MEETING OFFICIALS

### MSA STEWARD

G.Wood-Hill

### CLERKS OF COURSE

R.Adaway J.Smith

### DEPUTY CLERKS

A.Elcomb

### CLUB STEWARDS

V.Ayres M.Dixon

### TIMEKEEPERS

T.Stevens (Chief)

A.Stevens D.Evans

R.Adie T.Adie

A.Preston M.Adie

### SCRUTINEERS

D.F.D.Smith (Chief) D.Lovie

M.Hoggarth I.Brocklesby

R.Byatt P.Beaumont

L.Gerken C.Baker

### INCIDENT OFFICER

A.Bennett

### CHIEF MARSHAL

P.Harding

### CHIEF OBSERVER

P. Stenning

### CHIEF MEDICAL OFFICER

Prof. C.Loveday

### RACE RESCUE UNIT

750 Motor Club

### COMMENTATOR

L.Beales

### SECRETARY OF THE MEETING

Robin Knight

### MARSHALS

750 Motor Club  
BMRMC & friends

### RECOVERY VEHICLES

Red Rocket Recovery

# Race 1

# 12 Laps

## Remarc Formula Vee Championship

N°	DRIVER	CAR DETAILS	CCS	HOMETOWN	CLUB
16	Chris Marshall	Scarab Mk2	1300	Daventry	750
21	Derek Willetts	Falcon Mk2	1300	Great Barr	750
25	Rob Komen	Sheane	1300	Maidenhead	750
28	Patrick Sherrington	Caldwell D13	1300	Maidstone	750
31	Geoff Moore	Ray/Sheane 97	1300	Hackney	750
32	Rodger Taylor	Sheane	1300	Edinburgh	750
34	John Harrison	ARI Mk4	1300	Sheffield	750
35	Richard Page	Scarab Mk 2	1300	Farnham	750
38	David Alborough	Sheane FV96	1300	Brentwood	750
48	Bill Roy	Scarab Mk2	1300	Acton	750
49	Ian Raby	Hawke DL	1300	Battle	750
51	Alistair Heslop	Scarab Mk4	1300	Stoke Bruerne	750
60	James Conyers	Conyers V1	1300	Upper Poppleton	750
70	Warwick Barnes	Sheane 97B	1300	Rotherfield	750
73	David Blyth	Sheane 99	1300	Milton Keynes	750
76	Geoff Cross	Sheane 99	1300	Whitchurch	750
79	Edward Lowndes	Scarab Mk1	1300	Reading	750
80	Peter Cann	Predator	1300	Bury St Edmunds	750
81	Mike Pascall	Scarab Mk2	1300	Maidenhead	750
82	Robert Dagg	Scarab	1300	Maidstone	750
88	Guy Bellingham	Scarab Mk2	1300	Aylesbury	750

The drivers above are in the 1<sup>st</sup> Formula Vee practice session. Those listed as Race 4 are in the 2<sup>nd</sup> practice session. From the combined results of those practice sessions the slowest 32 take part in Race 1, the remainder going through to form the front of the grid for Race 4. The grid for Race 4 will be filled from the top finishers in Race 1 and they will be gridded behind those already on the grid, in order of their practice times.

The REMARC Formula Vee championship is ideal for beginner and 'expert' alike, looking for competitive single seater racing on a low budget. It has been run by the 750 Motor Club since 1980 and is probably the cheapest way to go single seater racing in the UK. Engine, gearbox and much of the suspension and braking system is from the VW 1300 Beetle and this, along with a Dunlop 'control' tyre puts the emphasis on driver ability to win races. For 1999, the championship has support from REMARC TECHNOLOGIES who specialise in computer software training courses.


## Races 2 & 9

## 12 Laps

### 750 Motor Club Locost Series

Nº	DRIVER	CAR DETAILS	CCS	HOMETOWN	CLUB
1	James Champion	Locost	1300	Blatherwicke	750
2	Simon Pullan	Locost	1300	Acton Trussell	750
3	Piers Ward	Locost	1300	Boston	750
5	Tim Earnshaw	Locost	1300	Loughborough	750
7	Bill Rouillier	Locost	1300	Poole	750
8	Darren Banks	Locost	1300	Honiton	750
9	Malcolm Mitton	Locost	1300	Little Staughton	750
17	Adam Wilkinson	Locost	1300	Royston	750

## BUILD YOUR OWN SPORTS CAR FOR AS LITTLE AS £250



WITH STEP-BY-STEP ILLUSTRATIONS

**RON CHAMPION**

**The above cars will take part in races 2 and 9.  
The finishing positions of race 2 will determine  
the grid positions for Race 9.**

**Any non-finishers will be at the back of the grid,  
but without a time-penalty.**


The 750 Motor Club Locost Series is new for 1999 and is being promoted by the 750 Motor Club to encourage newcomers to construct and race a car, built to a standard specification, very much in line with the 'ethos' of the Club. The 'Locost' was originally designed by Ron Champion, a teacher at Oundle School in Peterborough, as a project for his technology pupils. Such was the success that over 50 have been constructed within the school, a very popular book has been published and it is intended that this should be yet another of the 750 Motor Club's formulae aimed squarely at getting people involved in Motorsport.

# Race 3

# 25 Laps

## 750 MC Sports 2000 Championship

Nº	CLS	DRIVER	CAR DETAILS	CCS	HOMETOWN	CLUB
1	A	Richard Gilmour	Robinson RS8201	1600	Marsham	750
2	A	Andrew Darby	AJD Clubsport	1600	Weston Favell	750
3	A	John Woodward	Tiga SC87B	1600	London	750
6	A	Colin Cox	Shrike P15	1600	Fleet	750
7	B	Harry Chapman	Tiga SC84	2000	Chislehurst	750
8	B	Nicholas Barnett	Lola T86/90	2000	London	750
16	A	David Pegley	Lola T86-90	1600	Wisborough Green	750
25	B	Jon Shipman	Shrike P17	2000	Stroud	750
27	B	Dallas Jackson	Shrike P15	2000	Wickford	750
28	B	Lawrence Phillips	Royale RP37	2000	Harpenden	750
31	B	Michael Masters	Royale RP38	2000	Norwich	750
33	A	Mike Fry	WEV	1300	Manchester	750
36	B	Patrick Murphy	Crossle 42S	2000	Billingshurst	750
45	A	Ian Smith	Mallock Mk18/21	1600	Spalding	750
55	B	Trevor Dyer	Swift DB2	2000	Dartford	750
57	B	Alan White Aldworth	Lola T492	2000	Woking	750
72	B	Jonathan Loader	Tiga SC84	2000	Chippenham	750
77	B	Graham Rowan	Lola 592S	2000	Weybridge	750



The 750 Motor Club Sports 2000 Championship is for two seater sports racing cars, run in 2 classes. Class A allows the amateur designer/constructor virtually unlimited freedom of chassis and suspension design and uses either the 1300 Xflow or 1600 CVH engine; Class B is for Sports 2000 cars.

# Race 4

# 12 Laps

## Remarc Formula Vee Championship

No	Driver	Car Details	ccs	Hometown	Club
1	Ray Moore	Leystone JH0002	1300	Dublin	750
2	Jeremy Clark	Spyder GAC	1300	Waltham Abbey	750
3	Ian Jordan	Royale RP26	1300	Tonbridge	750
4	Martin Brown	Ray FV91	1300	Sevenoaks	750
6	Geoff Cogan	Sheane Mk2	1300	Wirral	750
7	Michele Maffei	Spyder 98	1300	Horsmonden	750
8	Alan Harding	Leystone JH002	1300	Stoney Stanton	750
10	Jon Randall	Kaimann	1300	Stondon Massey	750
11	Dave Jordan	Sheane 98	1300	Hildenborough	750
15	John Stapleton	Leystone JH002	1300	Crayford	750
20	Martyn Donn	Scarab Mk3	1300	Cheltenham	750
23	Andy Metcalf	Leystone	1300	Skelbrooke	750
24	Alan Robinson	Ray 96A	1300	Alsager	750
29	Simon Readman	Spyder	1300	Allestree	750
33	Lash McCall	Sheane GAC	1300	London	750
43	Gordon Weir	Scarab Mk4	1300	Littleborough	750
45	Bill Burnett	Sheane	1300	Fordcombe	750
47	John Bowles	Ray 97B	1300	Sevenoaks	750
54	Ian Fuller	Rossallini	1300	Rugby	750
55	Philip Santer	Scarab	1300	Hawkhurst	750
65	Michael Fenwick	Scarab	1300	Richmond	750
68	Garry Mackender	Spyder	1300	West Dereham	750
69	Dustin Barnes	Sheane 90	1300	Rotherfield	750
74	Karl Lennon	Sheane	1300	Dalkey	750
75	Kevin Gillespie	Leystone JH02	1300	Northwall	750
77	John Palfrey	Sheane FV 94	1300	Gt Yeldham	750

The drivers listed above are taking part in the 2<sup>nd</sup> Formula Vee practice session, those listed as Race 1 are in the 1<sup>st</sup> session. From those two sessions the slowest 32 take part in Race 1, the remainder going through to Race 4. The grid for Race 4 will be filled by the top finishers in Race 1.

The REMARC Formula Vee championship is ideal for beginner and 'expert' alike, looking for competitive single seater racing on a low budget. It has been run by the 750 Motor Club since 1980 and is probably the cheapest way to go single seater racing in the UK. Engine, gearbox and much of the suspension and braking system is from the VW 1300 Beetle and this, along with a Dunlop 'control' tyre puts the emphasis on driver ability to win races. For 1999, the championship has support from REMARC TECHNOLOGIES who specialise in computer software training courses.

## Races 5 & 13

## 12 & 25 Laps

# H.R.Owen Roadsports Championship

Nº	CLS	DRIVER	CAR DETAILS	CCS	HOMETOWN	CLUB
1	C	Mark Walklett	Ginetta G4	1998	Colchester	750
3	A	Kevin Ginger	Triumph Spitfire	1296	West Grinstead	750
4	C	John Lyon	Ginetta G27	1796	Wellesbourne	750
5	C	John Hazzard	Lotus Esprit	2200	Hemel Hempstead	750
6	B	Paul Keevill	Lotus Elan S3	1598	Hemel Hempstead	750
8	B	Andy Larder	Lotus Elise	1800	Ipswich	750
10	B	David Healey	Lotus Europa S2	1565	Norton	750
11	D	Sid Marler	Lotus Elan S3	1558	Barnet	750
12	C	John Dench	Porsche 911	2700	Newark	750
13	C	Chris Acklam	Morgan + 8	3900	Ashford	750
14	A	Brian Cook	MG Midget	1300	Oxford	750
16	A	Pete Richards	Clan Crusader	998	March	750
19	C	Richard Lloyd	Morgan + 8	3900	Burley	750
21	C	Simon Scuffham	Lotus Elise	1800	Market Harborough	750
22	A	Steve Jay	Clan Crusader	998	Bury	750
23	C	Andrew Marler	Lotus Elise	1800	Barnet	750
26	B	David Dawson	Evante 140TC	1593	Grantham	750
29	C	Richard Winward	G.W.Racing Porsche 911	3600	Whaddon	750
31	B	Richard Hayhow	Lotus Elan	1558	Hitchin	750
33	A	Bennet Longman	MG Midget	1275	Stockport	750
35	A	Roy Adams	Ginetta G15	998	Abingdon	750
36	C	Tom Wrzesien	TVR 3000M	3000	Dereham	750
38	B	Pat Thomas	Lotus Elan S1	1594	Spalding	750
51	C	Paul Eperon	Lotus Elise	1800	Fulham	750
53	E	Geoff Parkinson	TVR 3000M	2994	Blackburn	750
56	C	Daniel Watt	Porsche 911	3200	Horsham	750
66	C	Philip Gladman	Lotus Elise	1800	Chiswick	750
77	B	Natasha Bell	Lotus Elise	1800	Chiswick	750
84	B	Stan Leithead	Lotus Elan S4	1558	Lincoln	750
92	A	Michael Cook	Triumph Spitfire	1296	Pitsford	750
97	C	Chris Varey	Porsche 968CS	2900	Cirencester	750
99	C	Jason Eker	Lotus Elise	1800	Ashford	750

The H.R. Owen Roadsports Championship is the most varied and competitive sports car category in the country, attracting cars from four decades, over ten different manufacturers and has in excess of 110 eligible models of sports cars currently listed. With five carefully chosen class structures to ensure close competition for everyone, even cars from one-make series will find a place with more interesting competition. All cars must run on road legal tyres, but considerable engine tuning and modifications to suspension and brakes are permitted in classes A, B & C.



## **Races 6 & 15**

## **15 & 30 Laps**

# **Radical Enduro Championship**

Nº	DRIVER	CAR DETAILS	CCS	HOMETOWN	CLUB
1	Mick Hyde	Radical Clubsport 1100	1100	Macclesfield	750
2	Phil Abbott	Radical Clubsport 1100	1100	Eastrea	750
3	Ginny Hyde	Radical Clubsport 1100	1100	Macclesfield	750
6	Gordon Milner	Radical Clubsport 1100	1100	Northampton	750
7	Bruce White	Radical Clubsport 1100	1100	Bledlow	750
8	Sam Allpass	Radical Clubsport 1100	1100	Barnes	750
9	Richard Hough	Radical Clubsport 1100	1100	Leatherhead	750
10	Bob Brooks	Radical Clubsport 1100	1100	Colchester	750
13	Rob Gray	Radical Clubsport 1100	1100	Elstree	750
14	Mark Compton	Radical Clubsport 1100	1100	Leigh On Sea	750
15	Brian Casey	Radical Clubsport 1100	1100	Bromley	750
17	Geoff Gibson	Radical Clubsport 1100	1100	Redditch	750
22	Steve Lord	Radical Clubsport 1100	1100	Bisley	750
24	Mark Marsh	Radical Clubsport 1100	1100	Aylesbury	750
26	Simon Garmston	Radical Clubsport 1100	1100	Merstham	750
27	Roderick Manzie	Radical Clubsport 1100	1100	St Albans	750
28	Carl Slater	Radical Clubsport 1100	1100	East Hunsbury	750
33	David Sutherland	Radical Clubsport 1100	1100	Walton	750
40	Stephen Harris	Radical Clubsport 1100	1100	Chipping Norton	750
42	Ian Davey	Radical Clubsport 1100	1100	Long Stratton	750
47	Roger Mayers	Radical Clubsport 1100	1100	Stockport	750
50	Michael Ashley Brown	Radical Clubsport 1100	1100	London	750
52	Martin Lawrence	Radical Clubsport 1100	1100	Werrington	750
53	David Kavanagh	Radical Clubsport 1100	1100	London	750
54	Philip Kavanagh	Radical Clubsport 1100	1100	London	750
65	Jamie Vale	Radical Clubsport 1100	1100	Grantham	750
66	Adam Goodman	Radical Clubsport 1100	1100	Hook	750
73	Paul Rose	Radical Clubsport 1100	1100	Macclesfield	750
76	Tim Greaves	Radical Clubsport 1100	1100	Cumnor	750

The Radical Enduro Championship is new for 1999 and is solely for the 'Radical Clubsport' sports-racing cars which started within the 750 MC Clubsports 2000 championship in 1998. All cars run with the 1100cc Kawasaki engine and gearbox and, with the exception of minor suspension changes, are identical which makes for close and exciting racing.

# Races 7 & 14

# 12 & 15 Laps

## 750 MC Formula 4 Championship

Nº	CLS	DRIVER	CAR DETAILS	CCS	HOMETOWN	CLUB
0	I	Adrian Kidd	Van Diemen RF93	1800	Attleborough	750
3	A	Erwin Smiech	Reynard SF86	1600	Lincoln	750
4	A	Clive Yorath	Delta T814	1600	Cheltenham	750
15	A	Mike Webber	Van Diemen FR90	1600	Gosport	750
17	B	Nigel Payne	Van Diemen RF82	2000	Chertsey	750
25	C	Steve Gardiner	Reynard SF80	2000	Market Harborough	750
26	A	Barry Pritchard	Van Diemen RF93	1600	Attleborough	750
27	A	David Dawson	Lotus/Ford	1600	Preston	750
30	B	Stuart Wright	Van Diemen RF82	2000	Bromsgrove	750
32	A	Garry Cleaver	Ray	1600	Cirencester	750
33	C	Ross Kaiser	Delta T79	2000	Warfield	750
36	A	Adrian Beswick	Davis T5	1600	Gosport	750
37	C	Paul Fellows	Royale RP27	2000	Cambridge	750
40	B	Ray Gardner	Van Diemen RF82	2000	Sible Hedingham	750
46	C	Paul Allen	Delta	2000	Old Eastcote	750
49	B	Steve Wontner	Van Diemen RF83	2000	Balham	750
54	B	Gary Dexter	Van Diemen RF83	2000	Toddington	750
57	A	Chris Kite	Van Kite F4 - 1	1600	Bracknell	750
66	B	Andy Billing	Van Deimen RF82	2000	Rugby	750
73	B	John Belsey	Van Diemen RF82	2000	Godalming	750
76	C	Daniel Wright	Reynard SF79	2000	Halesworth	750
80	A	Peter Monk	Dastle Mk12	1600	Woodbridge	750
82	B	Stuart Smith	Van Diemen RF82	2000	Bracknell	750
83	B	Stuart Boyer	Van Diemen RF83	2000	Newbury	750
86	B	Mark Dunham	Van Diemen RF82	2000	Ely	750
96	B	Roy Wright	Van Diemen RF82	2000	Stourport	750
99	A	Charles Adrian	Delta T92 CEA	1600	Worcester	750

The 750 Motor Club Formula 4 Championship provides the technical sophistication of slicks and wings in an affordable single seater championship. Class A allows any design of chassis and caters for the designer/constructor as well as for cars converted from F3, FFord, FF2000 and Formula Renault; all must use either 1300 Xflow or 1600 CVH Ford engines. Class B is for FF2000 cars built prior to October 1983, class C for pre Dec '80, running to the former FF2000 regulations.

# Race 8

# 12 Laps

## Formel V

NE	DRIVER	CAR	CCS	HOMETOWN	CLUB
4.	Martin Brown	Ray FV91	1300	Sevenoaks	750
5.	Brian Simpson	Scarab	1300	Ilkeston	750
10.	Jon Randall	Kaimann	1300	Stondon Massey	750
20.	Martyn Donn	Scarab Mk3	1300	Cheltenham	750
28.	Patrick Sherrington	Caldwell D13	1300	Maidstone	750
31.	Geoff Moore	Ray/Sheane 97	1300	Hackney	750
41.	Erwin Gasser	MEGA V3B	1300	Neu - Ulm	750
42.	Joachim Lutz	MEGA V2	1300	Ulm	750
45.	Manfred Benninger	Mega V3	1300	Würzburg	750
46.	Matthias Lutz	MEGA V3B	1300	Ulm	750
47.	John Bowles	Ray 97B	1300	Sevenoaks	750
49.	Glöckler Sven	MEGA V2	1300	Verensteffen	750
52.	Rainer Badura	Eagle	1300	Wilmenshaven	750
57.	Günter Lotte	David FV 91	1300	Tannerweg	750
60.	Marcus Schreiber	PRT	1300	Fürth	750
63.	Heinz Hartmann	MEGA HH 199	1300	Waghäusel	750
77.	John Palfrey	Sheane FV 94	1300	Gt Yeldham	750
88.	Guy Bellingham	Scarab Mk2	1300	Aylesbury	750

This race is for cars which comply with the German Formel V series and includes cars from the UK Remarc Formula Vee Championship. The technical specifications differ between the two classes, but the main and obvious ones are that the German spec cars run on slicks and with wings, the UK cars run on treaded tyres without wings. The UK spec cars are usually faster on the straights and the German cars faster through the corners; the outcome could be interesting.

## Races 10 & 16

## 12 & 25 Laps

# Goldarts/Lotus 7 Club 7 Championship

Nº	CLS	DRIVER	CAR DETAILS	CCS	HOMETOWN	CLUB
6	C	Neil Turner	Caterham Supersport	1400	Bristol	750
7	C	Ashley Croft	Caterham 7	1400	Letchworth	750
8	C	Paul Bailey	Caterham Super 7	1400	Oxford	750
9	C	Nigel Horsman	Caterham 7 Supersport	1400	Castle Donington	750
10	C	Tony Pickering	Caterham 7	1400	Sutton	750
15	D	Mark Giles	Caterham 7 Classic	1598	Ganston	750
20	C	Chris Wood	Caterham 7	1400	London	750
21	C	Peter Ratcliff	Caterham 7	1400	Epwom	750
23	C	William Brown	Caterham 7	1400	Windlesham	750
26	C	Gareth Evans	Caterham 7 Supersports	1400	London	750
27	C	Howard Kaye	Caterham 7 Supersports	1400	Crouch End	750
30	C	Frazer Gibney	Caterham 7 Supersports	1400	London	750
36	C	David Litchfield	Caterham 7 Supersports	1400	Wimbledon	750
44	D	Ian Woodland	Caterham Classic	1598	Wickford	750
54	C	Philip Richardson	Caterham Super 7	1400	Windlesham	750
55	C	Julian Pixton	Caterham Supersport	1400	Huntingdon	750
61	C	James Dutton	Caterham Supersport	1400	Christchurch	750
62	C	Matthew Shires	Caterham 7 Supersports	1400	Redhill	750
66	C	Matthew Bailey	Caterham Super 7	1400	Oxford	750
69	C	Alastair Chalmers	Caterham Superlight	1400	Cheadle Hulme	750
73	C	Nicholas Fairman	Caterham 7	1400	Croydon	750
74	C	Simon Fairman	Caterham 7	1400	Fetcham	750
77	C	Ian Brown	Caterham Super 7	1400	Stevenage	750
79	C	Peter Clark	Caterham 7 Supersports	1400	Finedon	750
88	C	Ed Taylor	Caterham 7	1400	Stoke By Clare	750
89	D	Julian Atkinson	Caterham 7	1600	Englefield Green	750
99	C	Fenton Ramsahoye	Caterham 7 Supersports	1400	Clapham Common	750

The 1999 GoldArts/Lotus 7 Club 7 Championship is for Caterham / Lotus 7 running in 4 classes. Class C is for controlled 1400cc K Series; D is for Classic/Scholarship cars with 1600 Xflow or Vauxhall engined cars. All have to run on a choice of Yokohama tyres and a minimum weight of 600 kgs including the driver. The championship enjoys support from Goldarts Jewellers, the Lotus 7 Club, Brian James trailers and Road & Race transmissions.

# Races 11 & 17

# 12 & 25 Laps

## Goldarts/Lotus 7 Club 7 Championship

Nº	CLS	DRIVER	CAR DETAILS	CCS	HOMETOWN	CLUB
1	A	Martin Stewart	Caterham Super 7	2000	Dartford	750
2	B	Barry Ely	Lotus 7 S2	1595	Woodford Green	750
3	A	John Schneider	Caterham 7	1588	London	750
8	B	John Killick	Caterham 7	1600	Dartford	750
9	B	Gavin Pickering	Caterham Roadsports	1600	Sutton	750
13	A	Alan Maynard	Caterham Super 7	2000	Washington	750
14	A	Jon Milicevic	Caterham Superlight	2000	Towcester	750
15	A	Rob Mcmillan	Caterham Super 7	2000	Aldwick	750
19	A	Chris Porritt	Caterham 7	1588	Brackley	750
23	B	Robert Durrant	Caterham 7	1600	Bromley	750
25	A	Peter Lawrence	Caterham HPC	1998	Thame	750
27	A	John Pragnell	Caterham 7	1700	Brackley	750
32	B	Mark Blamphin	Caterham Roadsport	1600	Northampton	750
33	A	Mike King	Caterham Superlight	1800	Burwash	750
37	A	John Taylor	Caterham 7	2000	Great Glen	750
49	A	Ian Wale	Caterham Super 7	1700	Chesterfield	750
69	B	Stuart Phethean	Caterham Roadsport	1600	Mossley	750
70	A	Keith Dunn	Caterham Superlight R	1800	Droitwich Spa	750

The 1999 GoldArts/Lotus 7 Club 7 Championship is for Caterham / Lotus 7 running in 4 classes. Class A is for 1700 Xflow, 2000cc Vauxhall and Ford Zetec, 1700 twincam & 1600 K series; B includes 1600cc twincam, 1800 Ford Zetec, 1800, 1600 & 1400cc K Series. All have to run on a choice of Yokohama tyres and a minimum weight of 600 kgs including the driver. The championship enjoys support from Goldarts Jewellers, the Lotus 7 Club, Brian James trailers and Road & Race transmissions.

# Race 12

# 12 Laps

## Vee Allcomers

Nº	DRIVER	CAR	CCS	HOMETOWN	CLUB
5.	Zoe Cooper	Scarab	1300	Wollaton	750
10.	Jon Randall	Kaimann	1300	Stondon Massey	750
20.	Martyn Donn	Scarab Mk3	1300	Cheltenham	750
25.	Rob Komen	Sheane	1300	Maidenhead	750
31.	Geoff Moore	Ray/Sheane 97	1300	Hackney	750
36.	Geoff Dibben	Volksped V81	1300	Richmond	750
41.	Erwin Gasser	MEGA V3B	1300	Neu - Ulm	750
42.	Joachim Lutz	MEGA V2	1300	Ulm	750
45.	Manfred Benninger	Mega V3	1300	Würzburg	750
47.	John Bowles	Ray 97B	1300	Sevenoaks	750
49.	Glöckler Sven	MEGA V2	1300	Verensteffen	750
52.	Rainer Badura	Eagle	1300	Wilmenshaven	750
56.	John Carr	Tumblebug	1300	Woodham Walter	750
57.	Günter Lotte	David FV 91	1300	Tannerweg	750
60.	Marcus Schreiber	PRT	1300	Fürth	750
63.	Heinz Hartmann	MEGA HH 199	1300	Waghäusel	750
68.	Garry Mackender	Spyder	1300	West Dereham	750
77.	John Palfrey	Sheane FV 94	1300	Gt Yeldham	750
80.	Peter Cann	Predator	1300	Bury St Edmunds	750
81.	Mike Pascall	Scarab Mk2	1300	Maidenhead	750
88.	Guy Bellingham	Scarab Mk2	1300	Aylesbury	750
90.	Jonathan Ainger	Formula Vee	1300	Retford	750
91.	Pete Smith	Formula Vee	1300	Wolvercote	750

This non-championship race is for cars from both the German Formel V and the UK Formula Vee championships. The specifications of the two types differ in that the UK cars are on treaded racing tyres, use the VW Beetle air-cooled engine, whilst the German cars are on slicks, use the Polo water-cooled engine and also run with 'wings'. However, the UK cars tend to be faster on the straights than the German cars, so the results could be surprising.

# PROVISIONAL RESULT FOR RACE 1

## Remarc Formula Vee

POS	NO.	CL	DRIVER	CAR	LAPS	RACE TIME	BEHIND	KPH	MPH	BEST LAP	ON	KPH	MPH
1	4		Martin BROWN	Ray FV91	12	00:16:29.79		137.11	85.19	1:20.71	10	140.12	87.06
2	10		Jon RANDALL	Kaimann	12	00:16:44.01	14.22	135.16	83.98	1:22.09	6	137.76	85.60
3	77		John PLAFREY	Sheane FV 94	12	00:16:45.07	15.28	135.02	83.90	1:22.28	12	137.44	85.40
4	69		Dustin BARNES	Sheane 90	12	00:16:45.57	15.78	134.95	83.85	1:22.16	6	137.64	85.53
5	28		Patrick SHERRINGTON	Caldwell D13	12	00:16:46.43	16.64	134.84	83.78	1:22.28	10	137.44	85.40
6	68		Garry MACKENDER	Spyder	12	00:16:46.68	16.89	134.80	83.76	1:22.49	10	137.09	85.18
7	70		Warwick BARNES	Sheane 97B	12	00:16:53.84	24.05	133.85	83.17	1:22.12	9	137.71	85.57
8	80		Peter CANN	Predator	12	00:16:55.19	25.40	133.67	83.06	1:23.01	4	136.23	84.65
9	35		Richard PAGE	Scarab Mk 2	12	00:16:55.35	25.56	133.65	83.05	1:22.00	9	137.91	85.69
10	29		Simon READMAN	Spyder	12	00:16:56.82	27.03	133.46	82.93	1:23.04	2	136.18	84.62
11	43		Gordon WEIR	Scarab Mk4	12	00:16:57.86	28.07	133.32	82.84	1:22.02	9	137.88	85.67
12	76		Geoff CROSS	Sheane 99	12	00:17:11.21	41.42	131.60	81.77	1:22.29	9	137.43	85.39
13	49		Ian RABY	Hawke DL	12	00:17:11.26	41.47	131.59	81.77	1:22.33	11	137.36	85.35
14	55		Philip SANTER	Scarab	12	00:17:18.80	49.01	130.64	81.17	1:23.90	9	134.79	83.75
15	23		Andy METCALF	Leystone	12	00:17:20.63	50.84	130.41	81.03	1:24.29	9	134.16	83.36
16	73		David BLYTH	Sheane 99	12	00:17:26.61	56.82	129.66	80.57	1:24.30	5	134.15	83.35
17	16		Chris MARSHALL	Scarab Mk2	12	00:17:26.64	56.85	129.66	80.56	1:23.53	10	135.39	84.12
18	48		Bill ROY	Scarab Mk2	12	00:17:28.64	58.85	129.41	80.41	1:23.37	9	135.65	84.28
19	34		John HARRISON	ARI Mk4	12	00:17:32.72	1:02.93	128.91	80.10	1:21.94	10	138.01	85.76
20	32		Rodger TAYLOR	Sheane	12	00:17:32.94	1:03.15	128.88	80.08	1:23.13	4	136.04	84.53
21	51		Alistair HESLOP	Scarab Mk4	12	00:17:46.05	1:16.26	127.30	79.10	1:25.41	7	132.41	82.27
22	82		Robert DAGG	Scarab	12	00:17:47.23	1:17.44	127.16	79.01	1:25.05	9	132.97	82.62
23	81		Mike PASCALL	Scarab Mk2	12	00:17:56.77	1:26.98	126.03	78.31	1:26.36	7	130.95	81.37
24	31		Geoff MOORE	Ray/Sheane 97	11	00:16:44.92	1 LAP	123.79	76.92	1:27.18	10	129.72	80.60
25	17		Pete SMITH	Formula Vee	11	00:16:56.84	1 LAP	122.34	76.01	1:28.37	7	127.97	79.52
26	38		David ALBOROUGH	Sheane FV96	11	00:16:58.95	1 LAP	122.08	75.86	1:28.84	6	127.29	79.09

### NOT CLASSIFIED

25	Rob KOMEN	Sheane	10	00:14:55.55	D.N.F.	126.28	78.46	1:26.30	10	131.04	81.42	
21	Derek WILLETTS	Falcon Mk2	9	00:13:39.94	D.N.F.	124.13	77.13	1:26.40	4	130.89	81.33	
24	Alan ROBINSON	Ray 96A	8	00:11:40.07	D.N.F.	129.23	80.30	1:25.42	8	132.39	82.26	
47	John BOWLES	Ray 97B	5	00:07:03.17	D.N.F.	133.62	83.03	1:22.91	4	136.40	84.75	
60	James CONYERS	Conyers V1	5	00:08:21.04	D.N.F.	112.85	70.12	1:34.00	3	120.31	74.75	
79	Edward LOWNDES	Scarab Mk1	0	00:00:00.00								

### FASTEST LAP

4 Martin BROWN Ray FV91 1:20.71 on lap 10 140.12 KPH 87.06 MPH

UNISYS service

750MC - SNETTERTON

MST sports timing

DATE - 31-07-99

START - 13:34

WEATHER/TRACK - SUNNY / DRY

ISSUED - 13:56

HEAT

# PROVISIONAL RESULT FOR RACE 2

## 750 Motor Club Locost Series

POS	NO.	CL	DRIVER	CAR	LAPS	RACE TIME	BEHIND	KPH	MPH	BEST LAP	ON	KPH	MPH
1	2		Simon PULLMAN	Locost	12	00:18:41.78		120.97	75.17	1:32.34	6	122.47	76.10
2	3		Piers WARD	Locost	12	00:19:33.17	51.39	115.67	71.87	1:34.73	3	119.38	74.18
3	17		Adam WILKINSON	Locost	12	00:19:48.30	1:06.52	114.20	70.96	1:36.04	11	117.75	73.16
4	8		Darren BANKS	Locost	12	00:20:12.67	1:30.89	111.91	69.53	1:37.26	5	116.27	72.25
5	5		Tim EARNSHAW	Locost	11	00:19:02.05	1 LAP	108.92	67.68	1:39.91	11	113.19	70.33
6	1		James CHAMPION	Locost	8	00:18:59.18	4 LAPS	79.41	49.34	1:36.32	5	117.41	72.95
7	9		Malcolm MITTON	Locost	8	00:19:42.71	4 LAPS	76.49	47.53	1:36.33	6	117.40	72.94

### NOT CLASSIFIED

7			Bill ROUILLIER	Locost	6	00:10:55.04	D.N.F.	103.58	64.36	1:41.55	3	111.36	69.19
12			Barry MATTHEWS	Locost	5	00:09:17.28	D.N.F.	101.46	63.04	1:43.66	4	109.09	67.79

### FASTEST LAP

2 Simon PULLMAN Locost 1:32.34 on lap 6 122.47 KPH 76.10 MPH



UNISYS service

750MC - SNETTERTON



MST sports timing

DATE - 31-07-99

START - 14:01

WEATHER/TRACK - SUNNY / DRY

ISSUED - 14:24



# PROVISIONAL RESULT FOR RACE 3 (AMENDED)

## 750 Motor Club Sports 2000

POS	NO.	CL	DRIVER	CAR	LAPS	RACE TIME	BEHIND	KPH	MPH	BEST LAP	ON	KPH	MPH
1	16	A	David PEGLEY	Lola T86-90	25	00:32:12.36		146.31	90.91	1:15.51	24	149.77	93.06
2	71	B	Rupert RUSSELL	Van Diemen RF94	25	00:32:22.22	9.86	145.57	90.45	1:16.16	23	148.49	92.26
3	3	A	John WOODWARD	Tiga SC87B	25	00:32:28.94	16.58	145.06	90.14	1:16.01	7	148.78	92.45
4	33	A	Mike FRY	WEV	25	00:32:41.01	28.65	144.17	89.58	1:16.38	7	148.06	92.00
5	36	B	Patrick MURPHY	Crossle 42S	25	00:32:44.52	32.16	143.91	89.42	1:16.36	22	148.10	92.02
6	55	B	Trevor DYER	Swift DB2	25	00:32:44.62	32.26	143.91	89.42	1:17.06	23	146.75	91.19
7	72	B	Jonathan LOADER	Tiga SC84	25	00:33:02.43	50.07	142.61	88.61	1:17.20	7	146.49	91.02
8	8	B	Nicholas BARNETT	Lola T86/90	24	00:32:16.16	1 LAP	140.18	87.10	1:19.18	15	142.82	88.74
9	7	B	Harry CHAPMAN	Tiga SC84	24	00:33:31.79	1 LAP	134.91	83.83	1:18.79	6	143.53	89.18
10	28	B	Lawrence PHILLIPS	Royale RP37	23	00:32:50.71	2 LAPS	131.98	82.01	1:22.24	6	137.51	85.44
11	78	B	John PHILLIPS	Tiga SC79	23	00:32:57.22	2 LAPS	131.55	81.74	1:23.56	9	135.34	84.09
12	57	B	Alan White ALDWORTH	Lola T492	21	00:32:47.45	4 LAPS	120.71	75.00	1:23.02	5	136.22	84.64

### NOT CLASSIFIED

1	A	Richard GILMOUR	Robinson RS8201	10	00:13:36.56	D.N.F.	138.49	86.05	1:19.12	6	142.93	88.81
77	B	Graham ROWAN	Lola 592S	8	00:11:38.40	D.N.F.	129.54	80.49	1:22.83	3	136.53	84.83
31	B	Michael MASTERS	Royale RP38	2	00:03:06.71	D.N.F.	121.14	75.27	1:29.51	2	126.34	78.50

### FASTEST LAP

16	A	David PEGLEY	Lola T86-90	1:15.51	on lap 24	149.77 KPH	93.06 MPH
71	B	Rupert RUSSELL	Van Diemen RF94	1:16.16	on lap 23	148.49 KPH	92.26 MPH

Establish lap records

Non-starters - 2 & 6  
No 27 excluded - ride height infringement



UNISYS service

750MC - SNETTERTON



MST sports timing

DATE - 31-07-99

START - 14:32

WEATHER/TRACK - SUNNY / DRY

ISSUED - 15:42

# PROVISIONAL RESULT FOR RACE 4 (AMENDED)

## Remarc Formula Vee

POS	NO.	CL	DRIVER	CAR	LAPS	RACE TIME	BEHIND	KPH	MPH	BEST LAP	ON	KPH	MPH
1	1		Ray MOORE	Leastone JH0002	12	00:16:11.20		139.73	86.82	1:19.87	6	141.59	87.98
2	2		Jeremy CLARK	Spyder	12	00:16:15.77	4.57	139.08	86.42	1:19.86	2	141.61	87.99
3	20		Martyn DONN	Scarab Mk3	12	00:16:24.75	13.55	137.81	85.63	1:20.56	10	140.38	87.22
4	6		Geoff COGAN	Sheane Mk2	12	00:16:34.14	22.94	136.51	84.82	1:21.25	5	139.18	86.48
5	74		Karl LENNON	Sheane	12	00:16:34.43	23.23	136.47	84.79	1:20.22	7	140.97	87.59
6	45		Bill BURNETT	Sheane	12	00:16:34.76	23.56	136.42	84.77	1:21.24	9	139.20	86.49
7	75		Kevin GILLESPIE	Leastone JH02	12	00:16:39.96	28.76	135.71	84.32	1:21.80	7	138.25	85.90
8	33		Lash McCALL	Sheane GAC	12	00:16:59.83	48.63	133.07	82.68	1:21.35	6	139.01	86.38
9	8		Alan HARDING	Leastone JH002	12	00:17:02.48	51.28	132.72	82.47	1:22.61	12	136.89	85.06
10	77		John PLAFREY	Sheane FV 94	12	00:17:02.66	51.46	132.70	82.45	1:22.81	11	136.56	84.85
11	76		Geoff CROSS	Sheane 99	12	00:17:03.12	51.92	132.64	82.42	1:22.13	11	137.69	85.56
12	10		Jon RANDALL	Kaimann	12	00:17:03.16	51.96	132.63	82.41	1:21.67	12	138.47	86.04
13	29		Simon READMAN	Spyder	12	00:17:05.29	54.09	132.36	82.24	1:23.00	11	136.25	84.66
14	55		Philip SANTER	Scarab	12	00:17:14.51	1:03.31	131.18	81.51	1:22.80	12	136.58	84.86
15	35		Richard PAGE	Scarab Mk 2	12	00:17:14.96	1:03.76	131.12	81.47	1:23.78	8	134.98	83.87
16	49		Ian RABY	Hawke DL	12	00:17:16.19	1:04.99	130.97	81.38	1:22.99	7	136.27	84.67
17	80		Peter CANN	Predator	12	00:17:18.11	1:06.91	130.72	81.23	1:23.81	8	134.93	83.84
18	32		Rodger TAYLOR	Sheane	12	00:17:27.67	1:16.47	129.53	80.48	1:24.83	3	133.31	82.83
19	23		Andy METCALF	Leastone	12	00:17:27.93	1:16.73	129.50	80.46	1:24.36	12	134.05	83.30
20	73		David BLYTH	Sheane 99	12	00:17:31.70	1:20.50	129.03	80.18	1:23.72	7	135.08	83.93
21	51		Alistair HESLOP	Scarab Mk4	12	00:17:32.11	1:20.91	128.98	80.14	1:24.41	6	133.97	83.25
22	48		Bill ROY	Scarab Mk2	12	00:17:33.11	1:21.91	128.86	80.07	1:23.32	7	135.73	84.33
23	16		Chris MARSHALL	Scarab Mk2	11	00:16:19.16	1 LAP	127.04	78.94	1:25.61	9	132.10	82.08

### NOT CLASSIFIED

34	John HARRISON	ARI Mk4	11	00:15:38.57	D.N.F.	132.54	82.35	1:22.07	5	137.79	85.62
68	Garry MACKENDER	Spyder	9	00:12:52.42	D.N.F.	131.77	81.87	1:23.15	4	136.00	84.51
15	John STAPLETON	Leastone JH002	9	00:13:29.56	D.N.F.	125.72	78.12	1:24.34	8	134.09	83.31
3	Ian JORDAN	Royale RP26	8	00:11:22.28	D.N.F.	132.60	82.39	1:21.64	2	138.52	86.07
28	Patrick SHERRINGTON	Caldwell D13	8	00:11:23.87	D.N.F.	132.29	82.20	1:22.17	4	137.63	85.52
11	Dave JORDAN	Sheane 98	5	00:13:02.65	D.N.F.	72.24	44.89	1:21.97	3	137.96	85.72
69	Dustin BARNES	Sheane 90	4	00:06:27.25	D.N.F.	116.81	72.58	1:25.40	3	132.42	82.28
4	Martin BROWN	Ray FV91	4	00:06:32.67	D.N.F.	115.20	71.58	1:24.47	3	133.88	83.19

### FASTEST LAP

2 Jeremy CLARK Spyder 1:19.86 on lap 2 141.61 KPH 87.99 MPH

Non-starter - 43  
No 12 excluded - technical infringement

UNISYS service

750MC - SNETTERTON

MST sports timing

DATE - 31-07-99

START - 15:22

WEATHER/TRACK - SUNNY / DRY

ISSUED - 18:19

# PROVISIONAL RESULT FOR RACE 5

## H.R.Owen Roadsports

POS	NO.	CL	DRIVER	CAR	LAPS	RACE TIME	BEHIND	KPH	MPH	BEST LAP	ON	KPH	MPH
1	23	C	Andrew MARLER	Lotus Elise	12	00:16:30.97		136.94	85.09	1:19.86	4	141.61	87.99
2	66	C	Philip GLADMAN	Lotus Elise	12	00:16:31.59	0.62	136.86	85.04	1:19.73	4	141.84	88.13
3	19	C	Richard LLOYD	Morgan + 8	12	00:16:39.77	8.80	135.74	84.34	1:21.68	3	138.45	86.03
4	4	C	John LYON	Ginetta G27	12	00:16:53.60	22.63	133.88	83.19	1:22.69	3	136.76	84.98
5	12	C	John DENCH	Porsche 911	12	00:16:58.73	27.76	133.21	82.77	1:23.42	4	135.56	84.23
6	31	B	Richard HAYHOW	Lotus Elan	12	00:17:09.13	38.16	131.86	81.93	1:22.97	2	136.30	84.69
7	6	B	Paul KEEVILL	Lotus Elan S3	12	00:17:16.09	45.12	130.98	81.38	1:24.80	5	133.36	82.86
8	77	B	Natasha BELL	Lotus Elise	12	00:17:18.99	48.02	130.61	81.16	1:24.73	10	133.47	82.93
9	13	C	Chris ACKLAM	Morgan +8	12	00:17:19.66	48.69	130.53	81.10	1:24.68	10	133.55	82.98
10	29	C	Richard WINWARD	G.W.Racing Porsche 91	12	00:17:53.37	1:22.40	126.43	78.56	1:26.98	10	130.02	80.79
11	99	C	Jason EKER	Lotus Elise	12	00:18:00.15	1:29.18	125.64	78.06	1:26.33	10	130.99	81.39
12	51	C	Paul EPERON	Lotus Elise	11	00:16:35.28	1 LAP	124.99	77.66	1:27.97	6	128.55	79.88
13	84	B	Stan LEITHEAD	Lotus Elan S4	11	00:16:40.92	1 LAP	124.28	77.22	1:28.03	8	128.46	79.82
14	16	A	Pete RICHARDS	Clan Crusader	11	00:16:42.16	1 LAP	124.13	77.13	1:28.33	6	128.03	79.55
15	8	B	Andy LARDER	Lotus Elise	11	00:16:45.36	1 LAP	123.73	76.88	1:28.87	8	127.25	79.07
16	3	A	Kevin GINGER	Triumph Spitfire	11	00:16:58.91	1 LAP	122.09	75.86	1:27.54	6	129.18	80.27
17	97	C	Chris VAREY	Porsche 968CS	11	00:17:13.99	1 LAP	120.31	74.75	1:31.12	10	124.11	77.12
18	11	D	Sid MARLER	Lotus Elan S3	11	00:17:27.24	1 LAP	118.78	73.81	1:32.68	2	122.02	75.82
19	14	A	Brian COOK	MG Midget	11	00:17:34.29	1 LAP	117.99	73.31	1:33.54	5	120.90	75.12
20	92	A	Michael COOK	Triumph Spitfire	11	00:17:37.42	1 LAP	117.64	73.10	1:32.24	3	122.60	76.18
21	10	B	David HEALEY	Lotus Europa S2	11	00:17:49.57	1 LAP	116.30	72.27	1:31.25	4	123.93	77.01
22	22	A	Steve JAY	Clan Crusader	10	00:16:34.65	2 LAPS	113.70	70.64	1:35.51	2	118.40	73.57
23	36	C	Tom WRZESIEN	TVR 3000M	10	00:16:45.54	2 LAPS	112.46	69.88	1:37.32	7	116.20	72.20
24	35	A	Roy ADAMS	Ginetta G15	10	00:17:57.07	2 LAPS	104.99	65.24	1:43.90	3	108.84	67.63

### NOT CLASSIFIED

5	C	John HAZZARD	Lotus Esprit	7	00:10:29.70	D.N.F.	125.71	78.11	1:26.26	3	131.10	81.46	
33	A	Bennet LONGMAN	MG Midget	6	00:10:49.41	D.N.F.	104.48	64.92	1:43.82	3	108.93	67.68	
38	B	Pat THOMAS	Lotus Elan S1	5	00:07:44.80	D.N.F.	121.65	75.59	1:28.71	2	127.48	79.21	
53	E	Geoff PARKINSON	TVR 3000M	4	00:06:26.85	D.N.F.	116.93	72.66	1:31.98	3	122.95	76.39	
21	C	Simon SCUFFHAM	Lotus Elise	2	00:02:52.55	D.N.F.	131.08	81.45	1:24.80	2	133.36	82.86	
56	C	Daniel WATT	Porsche 911	1	00:02:33.56	D.N.F.	73.64	45.76					

### FASTEST LAP

66	C	Philip GLADMAN	Lotus Elise	1:19.73	on lap	4	141.84 KPH	88.13 MPH
31	B	Richard HAYHOW	Lotus Elan	1:22.97	on lap	2	136.30 KPH	84.69 MPH
3	A	Kevin GINGER	Triumph Spitfire	1:27.54	on lap	6	129.18 KPH	80.27 MPH
53	E	Geoff PARKINSON	TVR 3000M	1:31.98	on lap	3	122.95 KPH	76.39 MPH
11	D	Sid MARLER	Lotus Elan S3	1:32.68	on lap	2	122.02 KPH	75.82 MPH

Non-starters - 1

UNISYS service

750MC - SNETTERTON

 MST sports timing

DATE - 31-07-99

START - 15:49

WEATHER/TRACK - SUNNY / DRY

ISSUED - 16:10

# PROVISIONAL RESULT FOR RACE 6

## Radical Enduro

POS	NO.	CL	DRIVER	CAR	LAPS	RACE TIME	BEHIND	KPH	MPH	BEST LAP	ON	KPH	MPH
1	9		Richard HOUGH	Radical Clubsport 1100	10	00:12:29.21		150.94	93.79	1:13.69	3	153.46	95.36
2	65		Jamie VALE	Radical Clubsport 1100	10	00:12:29.88	0.67	150.81	93.71	1:13.76	5	153.32	95.27
3	73		Paul ROSE	Radical Clubsport 1100	10	00:12:32.09	2.88	150.37	93.43	1:13.88	5	153.07	95.11
4	33		David SUTHERLAND	Radical Clubsport 1100	10	00:12:40.87	11.66	148.63	92.35	1:14.60	5	151.59	94.19
5	8		Sam ALLPASS	Radical Clubsport 1100	10	00:12:41.62	12.41	148.48	92.26	1:14.40	3	152.00	94.45
6	13		Rob GRAY	Radical Clubsport 1100	10	00:12:43.50	14.29	148.12	92.03	1:14.47	5	151.86	94.36
7	1		Mick HYDE	Radical Clubsport 1100	10	00:12:48.37	19.16	147.18	91.45	1:14.69	5	151.41	94.08
8	47		Roger MAYERS	Radical Clubsport 1100	10	00:12:49.09	19.88	147.04	91.37	1:15.07	3	150.64	93.60
9	54		Philip KAVANAGH	Radical Clubsport 1100	10	00:12:51.63	22.42	146.56	91.06	1:15.14	2	150.50	93.52
10	53		David KAVANAGH	Radical Clubsport 1100	10	00:12:54.64	25.43	145.99	90.71	1:15.46	4	149.86	93.12
11	6		Gordon MILNER	Radical Clubsport 1100	10	00:12:55.49	26.28	145.83	90.61	1:15.75	8	149.29	92.76
12	2		Phil ABBOTT	Radical Clubsport 1100	10	00:12:56.41	27.20	145.65	90.50	1:15.83	8	149.13	92.67
13	7		Bruce WHITE	Radical Clubsport 1100	10	00:13:09.72	40.51	143.20	88.98	1:15.06	7	150.66	93.62
14	42		Ian DAVEY	Radical Clubsport 1100	10	00:13:10.75	41.54	143.01	88.86	1:15.83	5	149.13	92.67
15	26		Simon GARMSTON	Radical Clubsport 1100	10	00:13:17.67	48.46	141.77	88.09	1:17.65	9	145.64	90.49
16	10		Bob BROOKS	Radical Clubsport 1100	10	00:13:23.38	54.17	140.77	87.47	1:17.44	8	146.03	90.74
17	40		Stephen HARRIS	Radical Clubsport 1100	10	00:13:28.53	59.32	139.87	86.91	1:18.45	4	144.15	89.57
18	28		Carl SLATER	Radical Clubsport 1100	10	00:13:37.33	1:08.12	138.36	85.97	1:18.91	9	143.31	89.05
19	22		Steve LORD	Radical Clubsport 1100	10	00:13:38.43	1:09.22	138.18	85.86	1:19.05	6	143.06	88.89
20	15		Brian CASEY	Radical Clubsport 1100	10	00:13:42.45	1:13.24	137.50	85.44	1:18.84	6	143.44	89.13
21	27		Roderick MANZIE	Radical Clubsport 1100	10	00:13:44.40	1:15.19	137.18	85.24	1:19.31	6	142.59	88.60
22	4		Allen JACKSON	Radical Clubsport 1100	9	00:12:38.80	1 LAP	134.13	83.34	1:18.61	4	143.86	89.39
23	17		Geoff GIBSON	Radical Clubsport 1100	9	00:12:47.75	1 LAP	132.57	82.37	1:21.21	8	139.25	86.53
24	3		Ginny HYDE	Radical Clubsport 1100	9	00:12:50.57	1 LAP	132.08	82.07	1:20.28	4	140.87	87.53
25	24		Mark MARSH	Radical Clubsport 1100	9	00:13:12.74	1 LAP	128.39	79.78	1:21.66	3	138.49	86.05
NOT CLASSIFIED													
52			Martin LAWRENCE	Radical Clubsport 1100	3	00:04:10.44	D.N.F.	135.47	84.17	1:18.55	3	143.97	89.46
76			Tim GREAVES	Radical Clubsport 1100	0	00:00:00.00							

### FASTEST LAP

9 Richard HOUGH Radical Clubsport 1100 1:13.69 on lap 3 153.46 KPH 95.36 MPH

No 11 50 & 66 did not take part in restart

UNISYS service

750MC - SNETTERTON

MST sports timing

DATE - 31-07-99

START - 17:39

WEATHER/TRACK - SUNNY / DRY

ISSUED - 18:16

# PROVISIONAL RESULT FOR RACE 7

## 750 Motor Club Formula 4

POS	NO.	CL	DRIVER	CAR	LAPS	RACE TIME	BEHIND	KPH	MPH	BEST LAP	ON	KPH	MPH
1	3	A	Erwin SMIECH	Reynard SF86	7	00:09:01.10		146.30	90.90	1:15.59	5	149.61	92.96
2	66	B	Andy BILLING	Van Diemen RF82	7	00:09:02.43	1.33	145.94	90.68	1:15.79	6	149.21	92.71
3	83	B	Stuart BOYER	Van Diemen RF83	7	00:09:04.69	3.59	145.33	90.30	1:16.17	5	148.47	92.25
4	36	A	Adrian BESWICK	Davis T5	7	00:09:05.17	4.07	145.21	90.22	1:15.68	6	149.43	92.85
5	26	A	Barry PRITCHARD	Van Diemen RF93	7	00:09:05.32	4.22	145.17	90.20	1:15.75	6	149.29	92.76
6	15	A	Mike WEBBER	Van Diemen FR90	7	00:09:12.52	11.42	143.27	89.02	1:16.41	5	148.00	91.96
7	17	B	Nigel PAYNE	Van Diemen RF82	7	00:09:13.34	12.24	143.06	88.89	1:16.40	3	148.02	91.97
8	54	B	Gary DEXTER	Van Diemen RF83	7	00:09:15.69	14.59	142.46	88.52	1:16.59	7	147.65	91.75
9	86	B	Mark DUNHAM	Van Diemen RF82	7	00:09:17.45	16.35	142.01	88.24	1:17.29	7	146.32	90.91
10	99	A	Charles ADRIAN	Delta T92 CEA	7	00:09:21.21	20.11	141.06	87.65	1:18.00	6	144.98	90.09
11	40	B	Ray GARDNER	Van Diemen RF82	7	00:09:22.91	21.81	140.63	87.38	1:18.20	6	144.61	89.86
12	0	I	Adrian KIDD	Van Diemen RF93	7	00:09:26.18	25.08	139.82	86.88	1:15.52	7	149.75	93.05
13	30	B	Stuart WRIGHT	Van Diemen RF82	7	00:09:29.35	28.25	139.04	86.39	1:18.83	4	143.46	89.14
14	4	A	Clive YORATH	Delta T814	7	00:09:29.61	28.51	138.97	86.35	1:18.31	4	144.41	89.73
15	33	C	Ross KAISER	Delta T79	7	00:09:33.96	32.86	137.92	85.70	1:19.05	4	143.06	88.89
16	82	B	Stuart SMITH	Van Diemen RF82	7	00:09:35.71	34.61	137.50	85.44	1:18.61	7	143.86	89.39
17	49	B	Steve WONTNER	Van Diemen RF83	7	00:09:38.07	36.97	136.94	85.09	1:18.09	7	144.82	89.98
18	32	A	Garry CLEAVER	Ray	7	00:09:40.02	38.92	136.48	84.80	1:17.84	5	145.28	90.27
19	46	C	Paul ALLEN	Delta	7	00:09:55.67	54.57	132.89	82.57	1:22.06	5	137.81	85.63
20	37	C	Paul FELLOWS	Royale RP27	7	00:09:55.84	54.74	132.86	82.55	1:21.65	2	138.50	86.06
21	73	B	John BELSEY	Van Diemen RF82	7	00:09:56.61	55.51	132.69	82.44	1:21.74	6	138.35	85.97
22	9	B	Peter KENNERLEY	Van Diemen RF82	7	00:09:58.23	57.13	132.33	82.22	1:22.41	3	137.23	85.27
23	96	B	Roy WRIGHT	Van Diemen RF82	7	00:10:11.52	1:10.42	129.45	80.43	1:22.78	4	136.61	84.89
24	76	C	Daniel WRIGHT	Reynard SF79	7	00:10:14.50	1:13.40	128.82	80.04	1:21.92	5	138.05	85.78
25	80	A	Peter MONK	Dastle Mk12	7	00:10:34.92	1:33.82	124.68	77.47	1:26.70	2	130.44	81.05

### NOT CLASSIFIED

25	C	Steve GARDINER	Reynard SF80	6	00:08:19.54	D.N.F.	135.83	84.40	1:19.02	5	143.11	88.92
27	A	David DAWSON	Lotus/Ford	5	00:07:04.61	D.N.F.	133.17	82.74	1:20.89	5	139.80	86.87
35	A	John RICHARDSON	Delta T78	3	00:04:18.27	D.N.F.	131.36	81.62	1:20.66	2	140.20	87.12
57	A	Chris KITE	Van Kite F4 - 1	1	00:01:31.50	D.N.F.	123.59	76.80	1:31.50	1	123.59	76.80

### FASTEST LAP

0	I	Adrian KIDD	Van Diemen RF93	1:15.52	on lap	7	149.75 KPH	93.05 MPH
3	A	Erwin SMIECH	Reynard SF86	1:15.59	on lap	5	149.61 KPH	92.96 MPH
66	B	Andy BILLING	Van Diemen RF82	1:15.79	on lap	6	149.21 KPH	92.71 MPH
25	C	Steve GARDINER	Reynard SF80	1:19.02	on lap	5	143.11 KPH	88.92 MPH

UNISYS service

750MC - SNETTERTON



MST sports timing

DATE - 31-07-99

START - 16:18

WEATHER/TRACK - SUNNY / DRY

ISSUED - 16:36

# PROVISIONAL RESULT FOR RACE 8

## Formel V

POS	NO.	CI	DRIVER	CAR	LAPS	RACE TIME	BEHIND	KPH	MPH	BEST LAP	ON	KPH	MPH
1	5	D	Brian SIMPSON	Scarab	12	00:15:45.57		143.52	89.18	1:17.56	4	145.81	90.60
2	55	D	Gordon WEIR	Scarab Mk4	12	00:16:10.17	24.60	139.88	86.91	1:19.50	6	142.25	88.39
3	46	D	Matthias LUTZ	MEGA V3B	12	00:16:19.55	33.98	138.54	86.08	1:19.77	6	141.77	88.09
4	20		Martyn DONN	Scarab Mk3	12	00:16:21.59	36.02	138.25	85.90	1:20.32	5	140.80	87.49
5	60	D	Marcus SCHREIBER	PRT	12	00:16:28.70	43.13	137.26	85.29	1:20.49	8	140.50	87.30
6	47		John BOWLES	Ray 97B	12	00:16:30.16	44.59	137.05	85.16	1:21.41	4	138.91	86.31
7	42	D	Joachim LUTZ	MEGA V2	12	00:16:33.57	48.00	136.58	84.87	1:20.50	10	140.48	87.29
8	10		Jon RANDALL	Kaimann	12	00:16:34.62	49.05	136.44	84.78	1:21.11	6	139.43	86.63
9	28		Patrick SHERRINGTON	Caldwell D13	12	00:16:47.52	1:01.95	134.69	83.69	1:22.31	6	137.39	85.37
10	77		John PALFREY	Sheane FV 94	12	00:16:53.59	1:08.02	133.89	83.19	1:22.96	9	136.32	84.70
11	41	D	Erwin GASSER	MEGA V3B	12	00:17:06.93	1:21.36	132.15	82.11	1:22.07	2	137.79	85.62
12	45	D	Manfred BENNINGER	Mega V3	11	00:15:47.11	1 LAP	131.34	81.61	1:23.02	3	136.22	84.64
13	31		Geoff MOORE	Ray/Sheane 97	11	00:16:19.07	1 LAP	127.06	78.95	1:26.67	10	130.48	81.07
14	57	D	Gunter LOTTE	David FV 91	11	00:16:23.71	1 LAP	126.46	78.57	1:26.83	3	130.24	80.93
15	52	D	Rainer BADURA	Eagle	11	00:16:33.71	1 LAP	125.18	77.78	1:26.71	7	130.42	81.04

### NOT CLASSIFIED

73			David BLYTH	Sheane 99	6	00:09:02.51	D.N.F.	125.07	77.71	1:26.06	2	131.41	81.65
49		D	Glockler SVEN	MEGA V2	5	00:07:10.58	D.N.F.	131.32	81.60	1:23.61	3	135.26	84.04
4			Martin BROWN	Ray FV91	2	00:03:33.41	D.N.F.	105.98	65.85	1:37.48	1	116.01	72.08

### FASTEST LAP

5		D	Brian SIMPSON	Scarab	1:17.56	on lap	4	145.81 KPH	90.60 MPH
20			Martyn DONN	Scarab Mk3	1:20.32	on lap	5	140.80 KPH	87.49 MPH

UNISYS service

750MC - SNETTERTON

MST sports timing

DATE - 31-07-99

START - 16:44

WEATHER/TRACK - SUNNY / DRY

ISSUED - 17:05

# PROVISIONAL RESULT FOR RACE 9

## 750 Motor Club Locost Series

POS	NO.	CL	DRIVER	CAR	LAPS	RACE TIME	BEHIND	KPH	MPH	BEST LAP	ON	KPH	MPH
1	2		Simon PULLMAN	Locost	12	00:18:43.69		120.77	75.04	1:32.62	8	122.10	75.87
2	1		James CHAMPION	Locost	12	00:19:17.80	34.11	117.21	72.83	1:34.25	3	119.99	74.55
3	17		Adam WILKINSON	Locost	12	00:19:18.51	34.82	117.14	72.78	1:34.17	2	120.09	74.62
4	8		Darren BANKS	Locost	12	00:19:39.65	55.96	115.04	71.48	1:36.91	7	116.69	72.51
5	5		Tim EARNSHAW	Locost	12	00:20:17.99	1:34.30	111.42	69.23	1:40.06	2	113.02	70.22

### NOT CLASSIFIED

3			Piers WARD	Locost	10	00:15:55.99	D.N.F.	118.29	73.50	1:33.30	3	121.21	75.31
7			Bill ROUILLIER	Locost	2	00:03:29.96	D.N.F.	107.72	66.93	1:40.68	2	112.32	69.79
9			Malcolm MITTON	Locost	0	00:00:00.00							

### FASTEST LAP

2 Simon PULLMAN Locost 1:32.62 on lap 8 122.10 KPH 75.87 MPH



Non-starter - 12

UNISYS service

750MC - SNETTERTON



MST sports timing

DATE - 31-07-99

START - 17:04

WEATHER/TRACK - SUNNY / DRY

ISSUED - 17:29

# PROVISIONAL RESULT FOR RACE 10

## Goldarts/Lotus 7 Club 7 - Classes C/D

POS	NO.	CL	DRIVER	CAR	LAPS	RACE TIME	BEHIND	KPH	MPH	BEST LAP	ON	KPH	MPH
1	8	C	Paul BAILEY	Caterham Super 7	12	00:17:03.93		132.53	82.35	1:23.44	9	135.53	84.21
2	30	C	Frazer GIBNEY	Caterham 7 Supersport	12	00:17:05.15	1.22	132.38	82.25	1:23.71	9	135.09	83.94
3	74	C	Simon FAIRMAN	Caterham 7	12	00:17:06.23	2.30	132.24	82.17	1:23.39	8	135.61	84.26
4	69	C	Alastair CHALMERS	Caterham Superlight	12	00:17:07.59	3.66	132.06	82.06	1:23.75	8	135.03	83.90
5	66	C	Matthew BAILEY	Caterham Super 7	12	00:17:07.79	3.86	132.04	82.04	1:23.31	7	135.74	84.35
6	99	C	Fenton RAMSAHOYE	Caterham 7 Supersport	12	00:17:08.50	4.57	131.94	81.98	1:24.16	8	134.37	83.49
7	6	C	Neil TURNER	Caterham Supersport	12	00:17:11.04	7.11	131.62	81.78	1:23.63	8	135.22	84.02
8	20	C	Chris WOOD	Caterham 7	12	00:17:22.57	18.64	130.16	80.88	1:24.04	2	134.56	83.61
9	36	C	David LITCHFIELD	Caterham 7 Supersport	12	00:17:24.79	20.86	129.89	80.71	1:25.06	2	132.95	82.61
10	21	C	Peter RATCLIFF	Caterham 7	12	00:17:25.12	21.19	129.85	80.68	1:25.21	11	132.72	82.46
11	23	C	William BROWN	Caterham 7	12	00:17:33.22	29.29	128.85	80.06	1:25.03	11	133.00	82.64
12	61	C	James DUTSON	Caterham Supersport	12	00:17:35.41	31.48	128.58	79.89	1:24.83	3	133.31	82.83
13	27	C	Howard KAYE	Caterham 7 Supersport	12	00:17:42.79	38.86	127.69	79.34	1:25.77	2	131.85	81.93
14	7	C	Ashley CROFT	Caterham 7	12	00:17:42.80	38.87	127.69	79.34	1:25.27	9	132.62	82.41
15	77	C	Ian BROWN	Caterham Super 7	12	00:17:42.99	39.06	127.66	79.32	1:25.32	8	132.55	82.36
16	9	C	Nigel HORSMAN	Caterham 7 Supersport	12	00:17:43.66	39.73	127.58	79.27	1:24.56	2	133.74	83.10
17	79	C	Peter CLARK	Caterham 7 Supersport	12	00:17:44.38	40.45	127.50	79.22	1:25.35	8	132.50	82.33
18	44	D	Ian WOODLAND	Caterham Classic	12	00:17:45.34	41.41	127.38	79.15	1:26.12	12	131.31	81.59
19	54	C	Philip RICHARDSON	Caterham Super 7	12	00:18:09.52	1:05.59	124.55	77.39	1:27.08	2	129.87	80.69
20	88	C	Ed TAYLOR	Caterham 7	12	00:18:09.76	1:05.83	124.53	77.38	1:27.81	3	128.79	80.02

### NOT CLASSIFIED

73	C	Nicholas FAIRMAN	Caterham 7	5	00:07:13.73	D.N.F.	130.37	81.00	1:24.18	5	134.34	83.47
26	C	Gareth EVANS	Caterham 7 Supersport	5	00:07:26.08	D.N.F.	126.76	78.76	1:26.38	5	130.92	81.35
62	C	Matthew SHIRES	Caterham 7 Supersport	5	00:07:26.65	D.N.F.	126.60	78.66	1:25.43	2	132.37	82.25
15	D	Mark GILES	Caterham 7 Classic	1	00:01:44.73	D.N.F.	107.98	67.09	1:44.73	1	107.98	67.09

### FASTEST LAP

66	C	Matthew BAILEY	Caterham Super 7	1:23.31	on lap 7	135.74 KPH	84.35 MPH	Record
44	D	Ian WOODLAND	Caterham Classic	1:26.12	on lap 12	131.31 KPH	81.59 MPH	

UNISYS service

750MC - SNETTERTON



MST sports timing

DATE - 01-08-99

START - 11:39

WEATHER/TRACK - SUNNY / DRY

ISSUED - 12:00



# PROVISIONAL RESULT FOR RACE 11

## Goldarts/Lotus 7 Club 7 - Classes A/B

POS	NO.	CL	DRIVER	CAR	LAPS	RACE TIME	BEHIND	KPH	MPH	BEST LAP	ON	KPH	MPH
1	14	A	Jon MILICEVIC	Caterham Superlight	12	00:16:00.68		141.26	87.77	1:18.36	9	144.32	89.67
2	1	A	Martin STEWART	Caterham Super 7	12	00:16:02.33	1.65	141.02	87.62	1:18.65	9	143.79	89.34
3	70	A	Keith DUNN	Caterham Superlight R	12	00:16:03.67	2.99	140.82	87.50	1:18.51	6	144.04	89.50
4	33	A	Mike KING	Caterham Superlight	12	00:16:18.75	18.07	138.65	86.15	1:18.42	6	144.21	89.60
5	19	A	Chris PORRITT	Caterham 7	12	00:16:28.00	27.32	137.35	85.35	1:19.43	3	142.37	88.47
6	37	A	John TAYLOR	Caterham 7	12	00:16:28.34	27.66	137.31	85.32	1:19.78	8	141.75	88.08
7	49	A	Ian WALE	Caterham Super 7	12	00:16:33.88	33.20	136.54	84.84	1:21.61	10	138.57	86.10
8	9	B	Gavin PICKERING	Caterham Roadsports	12	00:16:47.82	47.14	134.65	83.67	1:22.68	3	136.78	84.99
9	15	A	Rob McMILLAN	Caterham Super 7	12	00:16:54.26	53.58	133.80	83.14	1:22.79	11	136.60	84.87
10	25	A	Peter LAWRENCE	Caterham HPC	12	00:16:54.35	53.67	133.79	83.13	1:22.57	12	136.96	85.10
11	69	B	Stuart PHETHEAN	Caterham Roadsport	12	00:17:12.97	1:12.29	131.37	81.63	1:24.39	11	134.01	83.27
12	8	B	John KILLICK	Caterham 7	12	00:17:13.82	1:13.14	131.27	81.56	1:23.23	12	135.87	84.43
13	34	A	Nick WIGLEY	Caterham Superlight	12	00:17:15.43	1:14.75	131.06	81.44	1:24.21	11	134.29	83.44
14	23	B	Robert DURRANT	Caterham 7	12	00:17:17.34	1:16.66	130.82	81.29	1:23.19	9	135.94	84.47

### NOT CLASSIFIED

3	A	John SCHNEIDER	Caterham 7	10	00:13:46.10	D.N.F.	136.89	85.06	1:18.65	3	143.79	89.34
27	A	John PRAGNELL	Caterham 7	4	00:05:58.08	D.N.F.	126.33	78.49	1:24.72	3	133.48	82.94

### FASTEST LAP

14	A	Jon MILICEVIC	Caterham Superlight	1:18.36	on lap	9	144.32 KPH	89.67 MPH
9	B	Gavin PICKERING	Caterham Roadsports	1:22.68	on lap	3	136.78 KPH	84.99 MPH

Non-starter - 2

UNISYS service

750MC - SNETTERTON



MST sports timing

DATE - 01-08-99

START - 09:24

WEATHER/TRACK - SUNNY / DRY

ISSUED - 12:26

# PROVISIONAL RESULT FOR RACE 12

## Vee Allcomers

POS	NO.	CL	DRIVER	CAR	LAPS	RACE TIME	BEHIND	KPH	MPH	BEST LAP	ON	KPH	MPH
1	41	D	Erwin GASSER	MEGA V3B	12	00:16:15.63		139.10	86.43	1:20.24	5	140.94	87.57
2	42	D	Joachim LUTZ	MEGA V2	12	00:16:19.17	3.54	138.59	86.12	1:20.33	2	140.78	87.47
3	60	D	Marcus SCHREIBER	PRT	12	00:16:25.11	9.48	137.76	85.60	1:19.99	8	141.38	87.85
4	47		John BOWLES	Ray 97B	12	00:16:35.25	19.62	136.35	84.72	1:21.76	6	138.32	85.94
5	68		Garry MACKENDER	Spyder	12	00:16:35.86	20.23	136.27	84.67	1:21.19	6	139.29	86.55
6	45	D	Manfred BENNINGER	Mega V3	12	00:16:45.97	30.34	134.90	83.82	1:22.63	2	136.86	85.04
7	49	D	Glockler SVEN	MEGA V2	12	00:16:46.99	31.36	134.76	83.74	1:20.12	9	141.15	87.70
8	77		John PALFREY	Sheane FV 94	12	00:16:49.07	33.44	134.49	83.56	1:22.14	7	137.68	85.55
9	80		Peter CANN	Predator	12	00:17:25.86	1:10.23	129.75	80.62	1:24.31	3	134.13	83.34
10	52	D	Rainer BADURA	Eagle	12	00:17:28.13	1:12.50	129.47	80.45	1:24.41	12	133.97	83.25
11	25		Rob KOMEN	Sheane	12	00:17:28.65	1:13.02	129.41	80.41	1:24.41	12	133.97	83.25
12	81		Mike PASCALL	Scarab Mk2	12	00:17:44.38	1:28.75	127.50	79.22	1:24.97	11	133.09	82.70
13	31		Geoff MOORE	Ray/Sheane 97	11	00:16:21.88	1 LAP	126.69	78.72	1:26.17	11	131.24	81.55
14	56		John CARR	Tumblebug	11	00:16:40.78	1 LAP	124.30	77.23	1:29.38	6	126.52	78.62
15	5		Zoe COOPER	Scarab	11	00:16:56.93	1 LAP	122.33	76.01	1:29.80	6	125.93	78.25
16	4	D	Gunter LOTTE	David FV 91	11	00:17:23.89	1 LAP	119.17	74.04	1:31.48	2	123.62	76.81
17	36		Geoff DIBBEN	Volksped V81	10	00:16:50.29	2 LAPS	111.94	69.55	1:38.51	9	114.80	71.33

### NOT CLASSIFIED

46	Bill BURNETT	Sheane	8	00:11:49.07	D.N.F.	127.59	79.28	1:21.77	2	138.30	85.93
15	John STAPLETON	Leystone	5	00:07:18.21	D.N.F.	129.03	80.18	1:22.64	3	136.84	85.03
10	Jon RANDALL	Kaimann	3	00:04:13.81	D.N.F.	133.67	83.06	1:21.52	2	138.72	86.20
90	Jonathan AINGER	Formula Vee	3	00:04:43.99	D.N.F.	119.46	74.23	1:30.59	2	124.83	77.57

### FASTEST LAP

60	D Marcus SCHREIBER	PRT	1:19.99	on lap	8	141.38 KPH	87.85 MPH
68	Garry MACKENDER	Spyder	1:21.19	on lap	6	139.29 KPH	86.55 MPH

No 49 includes 10 second jump start penalty

UNISYS service

750MC - SNETTERTON

MST sports timing

DATE - 01-08-99

START - 13:19

WEATHER/TRACK - SUNNY / DRY

ISSUED - 13:39

# PROVISIONAL RESULT FOR RACE 13

## H.R.Owen Roadsports

POS	NO.	CL	DRIVER	CAR	LAPS	RACE TIME	BEHIND	KPH	MPH	BEST LAP	ON	KPH	MPH
1	23	C	Andrew MARLER	Lotus Elise	24	00:33:07.91		136.53	84.83	1:20.25	2	140.92	87.56
2	19	C	Richard LLOYD	Morgan + 8	24	00:33:09.69	1.78	136.41	84.76	1:20.95	15	139.70	86.80
3	12	C	John DENCH	Porsche 911	24	00:34:10.53	1:02.62	132.36	82.24	1:23.01	19	136.23	84.65
4	13	C	Chris ACKLAM	Morgan +8	24	00:34:18.95	1:11.04	131.82	81.91	1:23.77	16	135.00	83.88
5	77	B	Natasha BELL	Lotus Elise	24	00:34:23.77	1:15.86	131.51	81.72	1:24.09	18	134.48	83.56
6	5	C	John HAZZARD	Lotus Esprit	23	00:34:23.68	1 LAP	126.04	78.31	1:25.94	14	131.59	81.76
7	99	C	Jason EKER	Lotus Elise	23	00:34:26.72	1 LAP	125.85	78.20	1:26.23	19	131.15	81.49
8	29	C	Richard WINWARD	G.W.Racing Porsche 91	23	00:34:26.84	1 LAP	125.84	78.19	1:26.73	13	130.39	81.02
9	84	B	Stan LEITHEAD	Lotus Elan S4	22	00:33:45.77	2 LAPS	122.81	76.31	1:28.76	18	127.41	79.17
10	11	D	Sid MARLER	Lotus Elan S3	22	00:34:01.68	2 LAPS	121.86	75.72	1:29.39	18	126.51	78.61
11	97	C	Chris VAREY	Porsche 968CS	22	00:34:05.01	2 LAPS	121.66	75.59	1:29.12	18	126.89	78.85
12	10	B	David HEALEY	Lotus Europa S2	21	00:33:19.02	3 LAPS	118.80	73.82	1:30.14	10	125.46	77.95
13	14	A	Brian COOK	MG Midget	21	00:33:44.93	3 LAPS	117.28	72.87	1:32.98	16	121.63	75.57
14	35	A	Roy ADAMS	Ginetta G15	20	00:34:11.88	4 LAPS	110.23	68.49	1:39.22	17	113.98	70.82
15	3	A	Kevin GINGER	Triumph Spitfire	12	00:34:16.34	12 LAPS	65.99	41.00	1:29.85	9	125.86	78.21

### NOT CLASSIFIED

22	A	Steve JAY	Clan Crusader	17	00:27:53.73	D.N.F.	114.86	71.37	1:35.14	3	118.86	73.86	
36	C	Tom WRZESIEN	TVR 3000M	17	00:28:04.10	D.N.F.	114.15	70.93	1:35.20	17	118.79	73.81	
51	C	Paul EPERON	Lotus Elise	16	00:23:39.72	D.N.F.	127.45	79.19	1:26.07	3	131.39	81.64	
92	A	Michael COOK	Triumph Spitfire	15	00:32:08.45	D.N.F.	87.96	54.65	1:31.04	6	124.22	77.18	
38	B	Pat THOMAS	Lotus Elan S1	9	00:15:43.57	D.N.F.	107.86	67.02	1:30.30	8	125.24	77.82	
31	B	Richard HAYHOW	Lotus Elan	7	00:10:09.06	D.N.F.	129.97	80.76	1:23.83	2	134.90	83.82	
33	A	Bennet LONGMAN	MG Midget	6	00:10:24.76	D.N.F.	108.60	67.48	1:39.20	3	114.00	70.83	
66	C	Philip GLADMAN	Lotus Elise	2	00:02:55.15	D.N.F.	129.13	80.24	1:21.03	2	139.56	86.72	
4	C	John LYON	Ginetta G27	1	00:01:37.06	D.N.F.	116.51	72.40	1:37.06	1	116.51	72.40	
6	B	Paul KEEVILL	Lotus Elan S3	0	00:00:00.00								
16	A	Pete RICHARDS	Clan Crusader	0	00:00:00.00								

### FASTEST LAP

23	C	Andrew MARLER	Lotus Elise	1:20.25	on lap	2	140.92 KPH	87.56 MPH
31	B	Richard HAYHOW	Lotus Elan	1:23.83	on lap	2	134.90 KPH	83.82 MPH
11	D	Sid MARLER	Lotus Elan S3	1:29.39	on lap	18	126.51 KPH	78.61 MPH
3	A	Kevin GINGER	Triumph Spitfire	1:29.85	on lap	9	125.86 KPH	78.21 MPH

Non-starters - 21 53

UNISYS service

750MC - SNETTERTON

MST sports timing

DATE - 01-08-99

START - 13:49

WEATHER/TRACK - SUNNY / DRY

ISSUED - 14:26

# PROVISIONAL RESULT FOR RACE 14

## 750 Motor Club Formula 4

POS	NO.	CL	DRIVER	CAR	LAPS	RACE TIME	BEHIND	KPH	MPH	BEST LAP	ON	KPH	MPH
1	0	I	Adrian KIDD	Van Diemen RF93	15	00:19:19.78		146.26	90.88	1:14.46	8	151.88	94.37
2	3	A	Erwin SMIECH	Reynard SF86	15	00:19:23.86	4.08	145.75	90.56	1:14.80	10	151.19	93.94
3	4	A	Clive YORATH	Delta T814	15	00:19:47.80	28.02	142.81	88.74	1:15.65	10	149.49	92.89
4	36	A	Adrian BESWICK	Davis T5	15	00:19:48.55	28.77	142.72	88.68	1:15.60	8	149.59	92.95
5	54	B	Gary DEXTER	Van Diemen RF83	15	00:19:59.71	39.93	141.39	87.86	1:16.20	12	148.41	92.22
6	32	A	Garry CLEAVER	Ray	15	00:20:00.57	40.79	141.29	87.79	1:16.74	12	147.37	91.57
7	15	A	Mike WEBBER	Van Diemen FR90	15	00:20:09.88	50.10	140.21	87.12	1:17.42	7	146.07	90.76
8	33	C	Ross KAISER	Delta T79	15	00:20:09.98	50.20	140.19	87.11	1:17.35	9	146.20	90.84
9	46	C	Paul ALLEN	Delta	15	00:20:13.04	53.26	139.84	86.89	1:17.64	7	145.66	90.51
10	40	B	Ray GARDNER	Van Diemen RF82	15	00:20:21.72	1:01.94	138.85	86.27	1:17.76	11	145.43	90.37
11	76	C	Daniel WRIGHT	Reynard SF79	15	00:20:27.71	1:07.93	138.17	85.85	1:17.94	11	145.10	90.16
12	86	B	Mark DUNHAM	Van Diemen RF82	15	00:20:28.45	1:08.67	138.09	85.80	1:17.83	11	145.30	90.28
13	30	B	Stuart WRIGHT	Van Diemen RF82	15	00:20:33.81	1:14.03	137.49	85.43	1:18.42	5	144.21	89.60
14	27	A	David DAWSON	Lotus/Ford	15	00:20:44.78	1:25.00	136.27	84.68	1:19.48	11	142.28	88.41
15	25	C	Steve GARDINER	Reynard SF80	14	00:19:24.66	1 LAP	135.94	84.47	1:18.90	10	143.33	89.06
16	37	C	Paul FELLOWS	Royale RP27	14	00:19:38.59	1 LAP	134.33	83.47	1:20.19	9	141.02	87.63
17	96	B	Roy WRIGHT	Van Diemen RF82	14	00:19:45.06	1 LAP	133.60	83.01	1:19.82	9	141.68	88.03
18	9	B	Peter KIMBERLEY	Van Diemen RF82	14	00:19:48.68	1 LAP	133.19	82.76	1:19.66	11	141.96	88.21
19	73	B	John BELSEY	Van Diemen RF82	14	00:20:15.03	1 LAP	130.30	80.96	1:21.80	9	138.25	85.90
20	80	A	Peter MONK	Dastle Mk12	13	00:21:01.25	2 LAPS	116.56	72.43	1:27.31	5	129.52	80.48
21	99	A	Charles ADRIAN	Delta T92 CEA	8	00:19:40.90	7 LAPS	76.61	47.60	1:23.77	4	135.00	83.88

### NOT CLASSIFIED

57	A	Chris KITE	Van Kite F4 - 1	14	00:18:00.58	D.N.F.	146.52	91.04	1:15.04	8	150.70	93.64
26	A	Barry PRITCHARD	Van Diemen RF93	12	00:15:33.08	D.N.F.	145.44	90.37	1:15.68	10	149.43	92.85
83	B	Stuart BOYER	Van Diemen RF83	12	00:15:35.87	D.N.F.	145.00	90.10	1:16.00	11	148.80	92.46
17	B	Nigel PAYNE	Van Diemen RF82	12	00:15:36.23	D.N.F.	144.95	90.07	1:15.65	10	149.49	92.89
82	B	Stuart SMITH	Van Diemen RF82	12	00:16:01.84	D.N.F.	141.09	87.67	1:17.96	6	145.06	90.13
66	B	Andy BILLING	Van Deimen RF82	1	00:01:25.53	D.N.F.	132.22	82.16	1:25.53	1	132.22	82.16

### FASTEST LAP

0	I	Adrian KIDD	Van Diemen RF93	1:14.46	on lap	8	151.88 KPH	94.37 MPH
3	A	Erwin SMIECH	Reynard SF86	1:14.80	on lap	10	151.19 KPH	93.94 MPH
17	B	Nigel PAYNE	Van Diemen RF82	1:15.65	on lap	10	149.49 KPH	92.89 MPH
33	C	Ross KAISER	Delta T79	1:17.35	on lap	9	146.20 KPH	90.84 MPH

UNISYS service

750MC - SNETTERTON

  
 MST sports timing

DATE - 01-08-99

START - 14:46

WEATHER/TRACK - SUNNY / DRY

ISSUED - 15:10

# PROVISIONAL RESULT FOR RACE 15

## Radical Enduro

POS	NO.	CL	DRIVER	CAR	LAPS	RACE TIME	BEHIND	KPH	MPH	BEST LAP	ON	KPH	MPH
1	33		David SUTHERLAND	Radical Clubsport 1100	20	00:25:12.06		149.58	92.94	1:14.10	17	152.62	94.83
2	66		Adam GOODMAN	Radical Clubsport 1100	20	00:25:12.28	0.22	149.56	92.93	1:14.19	13	152.43	94.71
3	47		Roger MAYERS	Radical Clubsport 1100	20	00:25:22.38	10.32	148.57	92.31	1:14.66	9	151.47	94.12
4	76		Tim GREAVES	Radical Clubsport 1100	20	00:25:27.88	15.82	148.03	91.98	1:14.35	9	152.10	94.51
5	65		Jamie VALE	Radical Clubsport 1100	20	00:25:33.05	20.99	147.53	91.67	1:14.84	9	151.11	93.89
6	73		Paul ROSE	Radical Clubsport 1100	20	00:25:37.89	25.83	147.07	91.38	1:14.10	17	152.62	94.83
7	8		Sam ALLPASS	Radical Clubsport 1100	20	00:26:12.91	1:00.85	143.79	89.35	1:15.39	19	150.00	93.21
8	54		Philip KAVANAGH	Radical Clubsport 1100	20	00:26:20.77	1:08.71	143.08	88.90	1:16.05	3	148.70	92.40
9	40		Stephen HARRIS	Radical Clubsport 1100	19	00:25:32.51	1 LAP	140.21	87.12	1:18.40	16	144.24	89.63
10	15		Brian CASEY	Radical Clubsport 1100	19	00:25:37.34	1 LAP	139.77	86.84	1:17.92	19	145.13	90.18
11	4		Allen JACKSON	Radical Clubsport 1100	19	00:25:37.77	1 LAP	139.73	86.82	1:17.58	19	145.77	90.58
12	50		Michael Ashley BROWN	Radical Clubsport 1100	19	00:25:57.12	1 LAP	137.99	85.74	1:19.30	12	142.61	88.61
13	28		Carl SLATER	Radical Clubsport 1100	19	00:26:23.71	1 LAP	135.67	84.30	1:19.96	16	141.43	87.88
14	22		Steve LORD	Radical Clubsport 1100	19	00:26:24.46	1 LAP	135.61	84.26	1:20.09	19	141.20	87.74
15	27		Roderick MANZIE	Radical Clubsport 1100	18	00:25:58.46	2 LAPS	130.61	81.16	1:20.31	15	140.81	87.50
16	17		Geoff GIBSON	Radical Clubsport 1100	17	00:25:50.01	3 LAPS	124.03	77.07	1:27.83	14	128.76	80.00

### NOT CLASSIFIED

9			Richard HOUGH	Radical Clubsport 1100	15	00:18:58.89	D.N.F.	148.95	92.55	1:13.83	13	153.17	95.18
11			Jon LEE	Radical Clubsport 1100	5	00:06:56.63	D.N.F.	135.72	84.33	1:19.43	2	142.37	88.47
26			Simon GARMSTON	Radical Clubsport 1100	2	00:02:51.37	D.N.F.	131.98	82.01	1:20.61	2	140.29	87.17

### FASTEST LAP

9 Richard HOUGH Radical Clubsport 1100 1:13.83 on lap 13 153.17 KPH 95.18 MPH

Non-starters - 1 2 6 7 10 13 24 42 53

UNISYS service

750MC - SNETTERTON

MST sports timing

DATE - 01-08-99

START - 17:51

WEATHER/TRACK - SUNNY / DRY

ISSUED - 18:20

# PROVISIONAL RESULT FOR RACE 16

## Goldarts/Lotus 7 Club 7 - Classes C/D

POS	NO.	CL	DRIVER	CAR	LAPS	RACE TIME	BEHIND	KPH	MPH	BEST LAP	ON	KPH	MPH
1	74	C	Simon FAIRMAN	Caterham 7	25	00:39:37.82		118.90	73.88	1:26.04	9	131.44	81.67
2	20	C	Chris WOOD	Caterham 7	25	00:39:41.23	3.41	118.73	73.77	1:24.31	11	134.13	83.34
3	8	C	Paul BAILEY	Caterham Super 7	25	00:40:20.78	42.96	116.79	72.57	1:24.78	11	133.39	82.88
4	61	C	James DUTSON	Caterham Supersport	25	00:40:36.47	58.65	116.04	72.10	1:25.44	12	132.36	82.24
5	30	C	Frazer GIBNEY	Caterham 7 Supersport	25	00:40:38.44	1:00.62	115.94	72.04	1:24.60	11	133.67	83.06
6	99	C	Fenton RAMSAHOYE	Caterham 7 Supersport	25	00:40:39.89	1:02.07	115.87	72.00	1:26.18	11	131.22	81.54
7	66	C	Matthew BAILEY	Caterham Super 7	25	00:40:42.82	1:05.00	115.73	71.91	1:25.73	8	131.91	81.96
8	77	C	Ian BROWN	Caterham Super 7	25	00:41:00.55	1:22.73	114.90	71.39	1:26.60	9	130.59	81.14
9	62	C	Matthew SHIRES	Caterham 7 Supersport	25	00:41:18.09	1:40.27	114.09	70.89	1:27.42	5	129.36	80.38
10	79	C	Peter CLARK	Caterham 7 Supersport	25	00:41:19.09	1:41.27	114.04	70.86	1:27.55	11	129.17	80.26
11	26	C	Gareth EVANS	Caterham 7 Supersport	24	00:39:55.00	1 LAP	113.32	70.41	1:26.10	8	131.34	81.61
12	27	C	Howard KAYE	Caterham 7 Supersport	24	00:39:55.55	1 LAP	113.30	70.40	1:26.87	9	130.18	80.89
13	73	C	Nicholas FAIRMAN	Caterham 7	24	00:40:44.97	1 LAP	111.01	68.97	1:25.23	8	132.69	82.44
14	15	D	Mark GILES	Caterham 7 Classic	23	00:39:45.39	2 LAPS	109.04	67.75	1:30.64	6	124.77	77.52

### NOT CLASSIFIED

23	C	William BROWN	Caterham 7	16	00:24:21.43	D.N.F.	123.81	76.93	1:25.31	11	132.56	82.37
9	C	Nigel HORSMAN	Caterham 7 Supersport	16	00:25:05.61	D.N.F.	120.18	74.67	1:26.96	11	130.05	80.80
54	C	Philip RICHARDSON	Caterham Super 7	16	00:26:19.81	D.N.F.	114.53	71.17	1:30.06	9	125.57	78.02
44	D	Ian WOODLAND	Caterham Classic	11	00:19:21.51	D.N.F.	107.10	66.55	1:26.96	9	130.05	80.80
21	C	Peter RATCLIFF	Caterham 7	5	00:08:13.22	D.N.F.	114.64	71.23	1:35.73	3	118.13	73.40
7	C	Ashley CROFT	Caterham 7	2	00:03:11.17	D.N.F.	118.31	73.51	1:29.49	2	126.37	78.52
36	C	David LITCHFIELD	Caterham 7 Supersport	0	00:00:00.00							

### FASTEST LAP

20	C	Chris WOOD	Caterham 7	1:24.31	on lap	11	134.13 KPH	83.34 MPH
44	D	Ian WOODLAND	Caterham Classic	1:26.96	on lap	9	130.05 KPH	80.80 MPH

Non-starter - 6 69 88

UNISYS service

*16.50*  
750MC - SNETTERTON

*D* MST sports timing

DATE - 01-08-99

START - 16:04

WEATHER/TRACK - Dry then Wet

ISSUED - 16:48

# PROVISIONAL RESULT FOR RACE 17

## Goldarts/Lotus 7 Club 7 - Classes A/B


POS	NO.	CI	DRIVER	CAR	LAPS	RACE TIME	BEHIND	KPH	MPH	BEST LAP	ON	KPH	MPH
1	14	A	Jon MILICEVIC	Caterham Superlight	25	00:37:15.70		126.46	78.57	1:22.09	23	137.76	85.60
2	1	A	Martin STEWART	Caterham Super 7	25	00:37:34.91	19.21	125.38	77.90	1:22.89	21	136.43	84.77
3	33	A	Mike KING	Caterham Superlight	25	00:38:04.49	48.79	123.76	76.90	1:21.68	22	138.45	86.03
4	37	A	John TAYLOR	Caterham 7	25	00:38:09.02	53.32	123.51	76.74	1:24.00	25	134.63	83.65
5	3	A	John SCHNEIDER	Caterham 7	25	00:38:09.59	53.89	123.48	76.72	1:23.62	23	135.24	84.03
6	49	A	Ian WALE	Caterham Super 7	25	00:38:09.71	54.01	123.47	76.72	1:22.95	25	136.33	84.71
7	23	B	Robert DURRANT	Caterham 7	24	00:37:33.49	1 LAP	120.44	74.84	1:26.33	24	130.99	81.39
8	9	B	Gavin PICKERING	Caterham Roadsports	24	00:37:56.43	1 LAP	119.23	74.08	1:26.75	24	130.36	81.00
9	25	A	Peter LAWRENCE	Caterham HPC	23	00:37:17.47	2 LAPS	116.25	72.23	1:28.70	23	127.49	79.22
10	27	A	John PRAGNELL	Caterham 7	23	00:37:18.97	2 LAPS	116.17	72.18	1:25.75	23	131.88	81.94
11	69	B	Stuart PHETHEAN	Caterham Roadsport	23	00:37:59.31	2 LAPS	114.11	70.90	1:28.67	23	127.54	79.25
12	15	A	Rob McMILLAN	Caterham Super 7	23	00:38:04.88	2 LAPS	113.84	70.73	1:28.84	23	127.29	79.09
13	8	B	John KILLICK	Caterham 7	23	00:38:05.62	2 LAPS	113.80	70.71	1:29.02	23	127.04	78.93
14	34	A	Nick WIGLEY	Caterham Superlight	22	00:38:40.07	3 LAPS	107.23	66.63	1:40.00	21	113.09	70.27

### NOT CLASSIFIED

19	A	Chris PORRITT	Caterham 7	9	00:14:46.93	D.N.F.	114.75	71.30	1:34.96	2	119.09	74.00
70	A	Keith DUNN	Caterham Superlight R	7	00:11:06.43	D.N.F.	118.78	73.81	1:32.87	6	121.77	75.66

### FASTEST LAP

33	A	Mike KING	Caterham Superlight	1:21.68	on lap	22	138.45 KPH	86.03 MPH
23	B	Robert DURRANT	Caterham 7	1:26.33	on lap	24	130.99 KPH	81.39 MPH



UNISYS service

750MC - SNETTERTON



MST sports timing

DATE - 01-08-99

START - 17:01

WEATHER/TRACK - Wet then Dry

ISSUED - 17:42