


SEVEN FIFTY MOTOR CLUB

Championship Car Races



OFFICIAL PROGRAMME

CADWELL PARK

September 10th

£2.50

Programme Amendment Sheet - Cadwell Park - 10/9/00

Please add the following:-

Car

| Formula | No | CLASS | Driver | Cardetails | ccs | Hometown | CLUB |
|------------|----|-------|-----------------|------------------|------|-----------|------|
| 7 | 87 | A | Mark Lanyon | Caterham Super 7 | 1700 | London | 750 |
| Roadsports | 99 | D | Stephen Keating | TVR Tasmir | 2800 | Cuckfield | 750 |

Please delete the following:-

Car

| Formula | No | CLASS | Driver | Cardetails | ccs | Hometown | CLUB |
|-------------|----|-------|--------------|------------------|------|------------------|------|
| 7 | 2 | B | Barry Ely | Lotus 7 S2 | 1595 | Woodford Green | 750 |
| | 24 | C | Chris Batten | Caterham 7 | 1400 | Bournemouth | 750 |
| | 61 | C | James Dutton | Caterham 7 | 1400 | Christchurch | 750 |
| Formula Vee | 34 | | David Hall | SLS Group Sheane | 1300 | Naas | 750 |
| | 48 | | Bill Roy | Scarab MK2 | 1300 | Acton | 750 |
| Roadsports | 99 | D | Tony Freeman | TVR Tasmir 280 | 2800 | Newton Longville | 750 |
| Sports 2000 | 8 | | Ian Smith | Mallock MK18/21 | 2000 | Spalding | 750 |



This meeting is held under the General Regulations of the MSA (incorporating the provisions of the International Sporting Code of the FIA) and the Supplementary Regulations, Final Instructions and any written instructions which the Organisers issue for the race meeting. MSA Permit No: 872.

APPROXIMATE TIMETABLE

| Practice Sessions | | Time |
|---|---------|-------|
| 750 Motor Club Sports 2000 Championship | 15 mins | 9.00 |
| Goldarts/Lotus 7 Club 7 Championship - class C | 15 mins | 9.25 |
| 750 Motor Club Formula 4 Championship | 15 mins | 9.50 |
| H.R.Owen Roadsports Championship | 15 mins | 10.10 |
| Goldarts/Lotus 7 Club 7 Championship - classes A + B | 15 mins | 10.35 |
| Remarc Formula Vee Championship - session A | 15 mins | 11.00 |
| Remarc Formula Vee Championship - session B | 15 mins | 11.20 |
| Races | | LAPS |
| 1: 750 Motor Club Sports 2000 Championship | 12 | 12.05 |
| 2: Goldarts/Lotus 7 Club 7 Championship - class C | 12 | 12.30 |
| 3: 750 Motor Club Formula 4 Championship | 15 | 2.00 |
| 4: Goldarts/Lotus 7 Club 7 Championship - classes A + B | 12 | 2.35 |
| 5: H.R.Owen Roadsports Championship | 10 | 3.05 |
| 6: 750 Motor Club Sports 2000 Championship | 8 | 3.35 |
| 7: Remarc Formula Vee Championship - Heat | 10 | 4.00 |
| 8: Goldarts/Lotus 7 Club 7 Championship - class C | 8 | 4.30 |
| 9: Goldarts/Lotus 7 Club 7 Championship - classes A + B | 8 | 4.55 |
| 10: Remarc Formula Vee Championship - Final | 10 | 5.20 |

The organisers reserve the right, with the permission of the Stewards of the Meeting and/or the Clerk of Course, to change the order in which events are run and to postpone, cancel or abandon the meeting or any part thereof.

This meeting is promoted by BHLG Ltd

Chief Executive Officer
 Group Finance Controller
 Group Operations Director
 Group Legal & Personnel Director
 Manager - Group Motorsport
 Group Sales Director
 Group Marketing Director
 Cadwell Operations Team Leader



Graeme Snell

Rob Bain
 Clive Pyzer
 Mike Debono
 Alan Goodwin
 Robin Murphy
 Craig Ormiston

Jamie Hopper

RACE MEETING OFFICIALS

MSA STEWARD

J.R.Norbury

CLERKS OF COURSE

R.Adaway V.Ayres

DEPUTY CLERKS

M.Wootton

DRIVING STANDARDS

OBSERVERS

K.Messer

CLUB STEWARDS

J.Smith M.Topp

TIMEKEEPERS

T.Stevens (Chief) A.Stevens

A.Preston P.Arch

D.Evans A.Hancock

SCRUTINEERS

D.F.D.Smith (Chief) S.Ford

D.Lovie C.Baker

J.Barlow I.Brocklesby

INCIDENT OFFICER

J.Watson

CHIEF MARSHAL

P.Harding

CHIEF OBSERVER

P. Stenning

CHIEF MEDICAL OFFICER

C.Ruddlesdin

RACE RESCUE UNIT

BRSCC

COMMENTATOR

L.Beales

SECRETARY OF THE MEETING

Robin Knight

MARSHALS

750 Motor Club
 BMRMC & friends

Races 1 & 6

12 & 8 Laps

750 MC Sports 2000 Championship

| NO | DRIVER | CAR DETAILS | CCS | HOMETOWN | CLUB |
|----|------------------|-------------------|------|------------------|------|
| 1 | Mike Fry | WEV | 1300 | Manchester | 750 |
| 2 | Dallas Jackson | Shrike P16 | 2000 | Wickford | 750 |
| 4 | David Pegley | Lola T86-90 | 2000 | Wisborough Green | 750 |
| 8 | Ian Smith | Mallock Mk18/21 | 2000 | Spalding | 750 |
| 19 | Richard Atkinson | Nemesis RME 97/98 | 2000 | Shirley | 750 |
| 21 | Richard Gilmour | Robinson SP801 | 2000 | Bungay | 750 |
| 61 | Andy Crockett | Radical Clubsport | 1100 | Redditch | 750 |

750 MOTOR CLUB SPORTS 2000 CHAMPIONSHIP

| | | | | | | | | |
|-----------------|---------------|-----|-----------------|------------------|-----|-----------------|-----------------|-----|
| 1 st | David Pegley | 203 | 3 rd | Richard Atkinson | 124 | 5 th | John Harrison | 101 |
| 2 nd | Andy Crockett | 176 | 4 th | Dallas Jackson | 111 | 6 th | Richard Gilmour | 88 |

REMARC FORMULA VEE CHAMPIONSHIP

| | | | | | | | | |
|-----------------|--------------|-----|-----------------|--------------|-----|-----------------|------------|-----|
| 1 st | Jeremy Clark | 259 | 3 rd | Trevor Welsh | 154 | 5 th | Ian Jordan | 119 |
| 2 nd | Ian Barrett | 199 | 4 th | Jon Randall | 129 | 6 th | David Hall | 118 |

H.R.OWEN ROADSPORTS CHAMPIONSHIP

| | | | | | | | | | | | |
|-----------------|---|------------------|-----|-----------------|---|--------------|-----|-----------------|---|---------------|-----|
| 1 st | D | Michael Gardiner | 143 | 3 rd | C | Rick Lloyd | 126 | 5 th | B | Pat Thomas | 107 |
| 2 nd | C | Keith Ahlers | 128 | 4 th | B | Darryl Davis | 116 | 6 th | A | Pete Richards | 87 |

The 750 Motor Club Sports 2000 Championship is for front or rear engined two seater sports racing cars using a wide variety of engines (Ford Zetec, 1700cc Ford Xflow, Ford YAC, Ford 'Pinto', Vauxhall 16v 2 litre, Rover 1600 'K' series and production motorcycle engines of up to 146 bhp). Cars may be converted Sports 200, Clubmans, Vauxhall Supersports or other proprietary makes, plus purpose-built specials such as the WEV. To help even-out performance differences there are minimum weights for each category and the top three in each race will be awarded ballast for future races.

Races 2 & 8

12 & 8 Laps

Goldarts/Lotus 7 Club 7 Championship

| NO | CLS | DRIVER | CAR DETAILS | CCS | HOMETOWN | CLUB |
|----|-----|------------------|------------------------|------|------------------|------|
| 3 | C | Neil Turner | Caterham Supersport | 1400 | Bristol | 750 |
| 7 | C | Ashley Croft | Caterham 7 | 1400 | Letchworth | 750 |
| 9 | C | Nigel Horsman | Caterham 7 Supersport | 1400 | Castle Donington | 750 |
| 20 | C | Chris Wood | Caterham 7 | 1400 | London | 750 |
| 21 | C | Peter Ratcliff | Caterham 7 | 1400 | Epsom | 750 |
| 24 | C | Chris Batten | Caterham 7 | 1400 | Bournemouth | 750 |
| 30 | C | Frazer Gibney | Caterham 7 Supersports | 1400 | London | 750 |
| 36 | C | David Litchfield | Caterham 7 Supersports | 1400 | Wimbledon | 750 |
| 42 | C | John Benfield | Caterham 7 | 1400 | Houghton Regis | 750 |
| 61 | C | James Dutson | Caterham 7 | 1400 | Christchurch | 750 |
| 62 | C | Matt Shires | Caterham 7 Supersports | 1400 | Redhill | 750 |
| 69 | C | Richard Webb | Caterham K | 1400 | Fairford | 750 |
| 73 | C | Nic Fairman | Caterham 7 | 1400 | Croydon | 750 |
| 74 | C | Simon Fairman | Caterham 7 | 1400 | Fetcham | 750 |
| 77 | C | Ian Brown | Caterham Super 7 | 1400 | Stevenage | 750 |

GOLDARTS/LOTUS 7 CLUB 7 CHAMPIONSHIP

| | | | | | | | | | | | |
|-----------------|---|----------------|----|-----------------|---|----------------|----|-----------------|---|-------------|----|
| 1 st | A | Martin Stewart | 95 | 3 rd | B | John Killick | 72 | 5 th | B | Barry Ely | 63 |
| 2 nd | C | Chris Wood | 78 | 4 th | B | Gerald Simpson | 66 | 6 th | C | Nic Fairman | 62 |

The 2000 GoldArts/Lotus 7 Club 7 Championship is for Caterham / Lotus 7 running in 4 classes. Class C is for controlled 1400cc K Series and former Classic/Scholarship cars with 1600 Xflow or Vauxhall engined cars. All have to run on a choice of Yokohama tyres and a minimum weight of 600 kgs including the driver. The championship enjoys support from Goldarts Jewellers & the Lotus 7 Club.

Race 3

15 Laps

750 MC Formula 4 Championship

| NO | CLS | DRIVER | CAR DETAILS | CCS | HOMETOWN | CLUB |
|----|-----|----------------|-----------------|------|-------------------|------|
| 3 | A | Erwin Smiech | Reynard SF86 | 1600 | Lincoln | 750 |
| 9 | A | Chris Kite | Gould Davis | 1600 | Bracknell | 750 |
| 19 | B | Edward Wilkins | Royale RP33 | 2000 | Broadstone | 750 |
| 21 | A | Andy Schulz | Chevron B67 | 1600 | Harrow | 750 |
| 25 | C | Steve Gardiner | Reynard SF80 | 2000 | Market Harborough | 750 |
| 27 | A | David Dawson | Reynard | 1600 | Preston | 750 |
| 32 | A | Garry Cleaver | Ray 89F | 1600 | Swindon | 750 |
| 36 | A | Adrian Beswick | Van Diemen RF87 | 1600 | Gosport | 750 |
| 37 | C | Paul Fellows | Royale RP27 | 2000 | Ely | 750 |
| 38 | C | Bryan Shaw | Palliser | 2000 | Allestree | 750 |
| 43 | B | Steve Patania | Van Diemen RF82 | 2000 | Doncaster | 750 |
| 45 | C | Trevor Arkell | Royale RP27 | 2000 | Lilbourne | 750 |
| 49 | B | Steve Wontner | Van Diemen RF83 | 2000 | Balham | 750 |
| 55 | B | John Boyd | Crossle | 2000 | Lymington | 750 |
| 56 | B | Tom Mccullough | Crossle 56F | 2000 | Buckingham | 750 |
| 66 | A | Damon Bland | Van Diemen RF86 | 1600 | Manchester | 750 |
| 77 | B | Andy Billing | Reynard SF81 | 2000 | Rugby | 750 |
| 80 | A | Peter Monk | Dastle Mk16 | 1600 | Woodbridge | 750 |
| 82 | B | Stuart Smith | Van Diemen RF82 | 2000 | Binfield | 750 |
| 88 | B | Mike Whatley | Van Diemen RF82 | 2000 | Hepworth | 750 |
| 91 | A | David Healey | Delta T92 | 1600 | Norton | 750 |
| 99 | A | Charles Adrian | Delta T92 CEA | 1600 | Worcester | 750 |

750 MOTOR CLUB FORMULA 4 CHAMPIONSHIP

| | | | | | | | | | | | |
|-----------------|---|----------------|-----|-----------------|---|----------------|-----|-----------------|---|--------------|-----|
| 1 st | A | Adrian Beswick | 276 | 3 rd | B | Edward Wilkins | 230 | 5 th | A | Erwin Smiech | 219 |
| 2 nd | B | Stuart Smith | 252 | 4 th | A | Garry Cleaver | 221 | 6 th | B | Andy Billing | 201 |

The 750 Motor Club Formula 4 Championship provides the technical sophistication of slicks and wings in an affordable single seater championship. Class A allows any design of chassis and caters for the designer/constructor as well as for cars converted from F3, FFord, FF2000 and Formula Renault; all must use either 1300 Xflow or 1600 CVH Ford engines. Class B is for FF2000 cars built prior to October 1983, class C for pre Dec '80, running to the former FF2000 regulations.

Races 4 & 9

12 & 8 Laps

Goldarts/Lotus 7 Club 7 Championship

| NO | CLS | DRIVER | CAR DETAILS | CCS | HOMETOWN | CLUB |
|----|-----|---------------------|------------------------|------|----------------|------|
| 2 | B | Barry Ely | Lotus 7 S2 | 1595 | Woodford Green | 750 |
| 3 | A | Martin Stewart | Caterham Super 7 | 2000 | Dartford | 750 |
| 5 | A | Keith Dunn | Caterham Superlight R | 1800 | Droitwich Spa | 750 |
| 8 | B | John Killick | Caterham 7 | 1600 | Bexleyheath | 750 |
| 19 | A | Chris Porritt | Caterham 7 | 1588 | Brackley | 750 |
| 25 | A | Peter Lawrence | Caterham HPC | 1998 | Thame | 750 |
| 28 | A | Steve Kelsey | Caterham 7 | 1800 | Stourbridge | 750 |
| 30 | A | Ian Butler | Caterham 7 | 2000 | Hartley | 750 |
| 31 | A | John Taylor | Caterham 7 | 2000 | Great Glen | 750 |
| 39 | B | Anthony Shaughnessy | Caterham 7 Supersprint | 1700 | Burley | 750 |
| 48 | B | Gerald Simpson | Caterham Supersprint | 1700 | Churton | 750 |
| 49 | A | Ian Wale | Caterham Super 7 | 2000 | Chesterfield | 750 |
| 51 | A | Patrick Havill | Caterham Supersprint | 1700 | Wimborne | 750 |
| 63 | A | Andy Toone | Caterham 7 | 2000 | West Bridgford | 750 |
| 81 | A | Mike Turnbull | Caterham Super 7 | 1700 | London | 750 |
| 82 | A | Martyn Butcher | Caterham Superlight | 1800 | Brierley Hill | 750 |
| 88 | A | Richard Ince | Caterham Superlight | 1800 | Stowmarket | 750 |
| 97 | A | John Pragnell | Caterham 7 | 1600 | Brackley | 750 |
| 98 | B | Tim Lamb | Caterham 7 | 1600 | Clevedon | 750 |

GOLDARTS/LOTUS 7 CLUB 7 CHAMPIONSHIP

| | | | | | | | | | | | |
|-----------------|---|----------------|----|-----------------|---|----------------|----|-----------------|---|-------------|----|
| 1 st | A | Martin Stewart | 95 | 3 rd | B | John Killick | 72 | 5 th | B | Barry Ely | 63 |
| 2 nd | C | Chris Wood | 78 | 4 th | B | Gerald Simpson | 66 | 6 th | C | Nic Fairman | 62 |

The 2000 GoldArts/Lotus 7 Club 7 Championship is for Caterham / Lotus 7 running in 3 classes. Class A is for 1700 Xflow, 2000cc Vauxhall and Ford Zetec, 1700 twincam & 1600 K series; B includes 1600cc twincam, 1800 Ford Zetec, 1800, 1600 & 1400cc K Series. All have to run on a choice of Yokohama tyres and a minimum weight of 600 kgs including the driver. The championship enjoys support from Goldarts Jewellers & the Lotus 7 Club.

PROVISIONAL RESULT FOR RACE 1

750 Motor Club Sports 2000

| POS | NO. | CL | DRIVER | CAR | LAPS | RACE TIME | BEHIND | KPH | MPH | BEST LAP | ON | KPH | MPH |
|----------------|-----|----|------------------|-------------------|------|-------------|---------|--------|-------|----------|----|--------|-------|
| 1 | 4 | | David PEGLEY | Lola T86-90 | 12 | 00:18:47.22 | | 133.83 | 83.16 | 1:31.86 | 10 | 136.86 | 85.04 |
| 2 | 1 | | Mike FRY | WEV | 12 | 00:19:31.57 | 44.35 | 128.77 | 80.01 | 1:35.47 | 11 | 131.68 | 81.82 |
| 3 | 21 | | Richard GILMOUR | Robinson SP801 | 12 | 00:20:21.41 | 1:34.19 | 123.51 | 76.75 | 1:38.43 | 12 | 127.72 | 79.36 |
| 4 | 2 | | Dallas JACKSON | Shrike P16 | 12 | 00:20:21.80 | 1:34.58 | 123.47 | 76.72 | 1:34.70 | 12 | 132.75 | 82.49 |
| NOT CLASSIFIED | | | | | | | | | | | | | |
| 19 | | | Richard ATKINSON | Nemesis RME 97/98 | 9 | 00:15:25.10 | D.N.F. | 122.31 | 76.00 | 1:35.79 | 6 | 131.24 | 81.55 |
| 61 | | | Andy CROCKETT | Radical Clubsport | 7 | 00:14:19.79 | D.N.F. | 102.35 | 63.60 | 1:36.31 | 3 | 130.53 | 81.11 |

FASTEST LAP

4 David PEGLEY Lola T86-90 1:31.86 on lap 10 136.86 KPH 85.04 MPH
NEW LAP RECORD



UNISYS service

750 MOTOR CLUB - CADWELL PARK

MST sports timin

DATE - 10-09-00

START - 11:51

WEATHER/TRACK - CLOUDY / DRY

ISSUED - 12:16

PROVISIONAL RESULT FOR RACE 2

Goldarts/Lotus 7 Club 7 - Class C

| POS | NO. | CL | DRIVER | CAR | LAPS | RACE TIME | BEHIND | KPH | MPH | BEST LAP | ON | KPH | MPH |
|-----|-----|----------------|------------------|-----------------------|----------------|-------------|---------|--------|-------|----------|----|--------|-------|
| 1 | 30 | C | Frazer GIBNEY | Caterham 7 Supersport | 12 | 00:20:45.82 | | 121.09 | 75.24 | 1:42.10 | 9 | 123.13 | 76.51 |
| 2 | 73 | C | Nic FAIRMAN | Caterham 7 | 12 | 00:20:49.66 | 3.84 | 120.72 | 75.01 | 1:42.18 | 9 | 123.03 | 76.45 |
| 3 | 74 | C | Simon FAIRMAN | Caterham 7 | 12 | 00:20:54.11 | 8.29 | 120.29 | 74.74 | 1:42.20 | 7 | 123.01 | 76.43 |
| 4 | 36 | C | David LITCHFIELD | Caterham 7 Supersport | 12 | 00:20:59.41 | 13.59 | 119.79 | 74.43 | 1:42.79 | 7 | 122.30 | 75.99 |
| 5 | 62 | C | Matt SHIRES | Caterham 7 Supersport | 12 | 00:21:06.63 | 20.81 | 119.10 | 74.01 | 1:43.84 | 8 | 121.07 | 75.23 |
| 6 | 42 | C | John BENFIELD | Caterham 7 | 12 | 00:21:11.39 | 25.57 | 118.66 | 73.73 | 1:43.96 | 3 | 120.93 | 75.14 |
| 7 | 77 | C | Ian BROWN | Caterham Super 7 | 12 | 00:21:11.89 | 26.07 | 118.61 | 73.70 | 1:44.31 | 6 | 120.52 | 74.89 |
| 8 | 9 | C | Nigel HORSMAN | Caterham 7 Supersport | 12 | 00:21:14.43 | 28.61 | 118.37 | 73.55 | 1:43.12 | 8 | 121.91 | 75.75 |
| 9 | 7 | C | Ashley CROFT | Caterham 7 | 12 | 00:21:19.44 | 33.62 | 117.91 | 73.26 | 1:44.46 | 6 | 120.35 | 74.78 |
| 10 | 20 | C | Chris WOOD | Caterham 7 | 12 | 00:21:47.31 | 1:01.49 | 115.40 | 71.70 | 1:43.38 | 3 | 121.61 | 75.56 |
| 11 | 69 | C | Richard WEBB | Caterham K | 12 | 00:21:48.30 | 1:02.48 | 115.31 | 71.65 | 1:47.43 | 12 | 117.02 | 72.71 |
| | | | | | NOT CLASSIFIED | | | | | | | | |
| 21 | C | Peter RATCLIFF | Caterham 7 | 10 | 00:17:54.32 | D.N.F. | | 117.02 | 72.71 | 1:42.79 | 6 | 122.30 | 75.99 |

FASTEST LAP

30 C Frazer GIBNEY Caterham 7 Supersport 1:42.10 on lap 9 123.13 KPH 76.51 MPH
NEW LAP RECORD

UNISYS service

750 MOTOR CLUB - CADWELL PARK

MST sports timing

DATE - 10-09-00

START - 12:17

WEATHER/TRACK - CLOUDY / DRY

ISSUED - 12:44

PROVISIONAL RESULT FOR RACE 3

750 Motor Club Formula 4

| POS | NO. | CL | DRIVER | CAR | LAPS | RACE TIME | BEHIND | KPH | MPH | BEST LAP | ON | KPH | MPH |
|-----|-----|----|----------------|-----------------|------|-------------|---------|--------|-------|----------|----|--------|-------|
| 1 | 32 | A | Garry CLEAVER | Ray 89F | 15 | 00:23:11.40 | | 135.53 | 84.21 | 1:31.10 | 13 | 138.00 | 85.75 |
| 2 | 88 | B | Mike WHATLEY | Van Diemen RF82 | 15 | 00:23:15.12 | 3.72 | 135.17 | 83.99 | 1:31.84 | 9 | 136.89 | 85.06 |
| 3 | 3 | A | Erwin SMIECH | Reynard SF86 | 15 | 00:23:24.00 | 12.60 | 134.31 | 83.46 | 1:32.08 | 11 | 136.53 | 84.83 |
| 4 | 77 | B | Andy BILLING | Reynard SF81 | 15 | 00:23:31.45 | 20.05 | 133.60 | 83.02 | 1:32.24 | 8 | 136.29 | 84.69 |
| 5 | 19 | B | Edward WILKINS | Royale RP33 | 15 | 00:23:47.41 | 36.01 | 132.11 | 82.09 | 1:33.57 | 6 | 134.36 | 83.48 |
| 6 | 56 | B | Tom McCULLOUGH | Crossle 56F | 15 | 00:23:59.22 | 47.82 | 131.03 | 81.41 | 1:34.06 | 7 | 133.66 | 83.05 |
| 7 | 49 | B | Steve WONTNER | Van Diemen RF83 | 15 | 00:24:11.32 | 59.92 | 129.93 | 80.74 | 1:34.69 | 10 | 132.77 | 82.50 |
| 8 | 43 | B | Steve PATANIA | Van Diemen RF82 | 15 | 00:24:23.74 | 1:12.34 | 128.83 | 80.05 | 1:35.01 | 13 | 132.32 | 82.22 |
| 9 | 38 | C | Bryan SHAW | Palliser | 15 | 00:24:23.90 | 1:12.50 | 128.82 | 80.04 | 1:36.10 | 11 | 130.82 | 81.29 |
| 10 | 66 | A | Damon BLAND | Van Diemen RF86 | 15 | 00:24:31.23 | 1:19.83 | 128.18 | 79.64 | 1:35.25 | 10 | 131.99 | 82.01 |
| 11 | 99 | A | Charles ADRIAN | Delta T92 CEA | 15 | 00:24:31.69 | 1:20.29 | 128.14 | 79.62 | 1:34.98 | 7 | 132.36 | 82.24 |
| 12 | 27 | A | David DAWSON | Reynard | 15 | 00:24:43.51 | 1:32.11 | 127.11 | 78.98 | 1:36.62 | 7 | 130.12 | 80.85 |
| 13 | 82 | B | Stuart SMITH | Van Diemen RF82 | 15 | 00:24:43.90 | 1:32.50 | 127.08 | 78.96 | 1:36.85 | 10 | 129.81 | 80.66 |
| 14 | 45 | C | Trevor ARKELL | Royale RP27 | 14 | 00:23:41.32 | 1 LAP | 123.83 | 76.94 | 1:37.65 | 10 | 128.74 | 80.00 |
| 15 | 37 | C | Paul FELLOWS | Royale RP27 | 14 | 00:24:43.63 | 1 LAP | 118.63 | 73.71 | 1:43.31 | 11 | 121.69 | 75.61 |

NOT CLASSIFIED

| | | | | | | | | | | | | | |
|----|---|----------------|--------------|----|-------------|--------|--|--------|-------|---------|----|--------|-------|
| 55 | B | John BOYD | Crossle | 13 | 00:21:41.02 | D.N.F. | | 125.62 | 78.05 | 1:36.94 | 9 | 129.69 | 80.58 |
| 80 | A | Peter MONK | Dastle Mk16 | 12 | 00:21:07.77 | D.N.F. | | 119.00 | 73.94 | 1:43.35 | 10 | 121.64 | 75.58 |
| 91 | A | David HEALEY | Delta T92 | 5 | 00:09:03.06 | D.N.F. | | 115.75 | 71.92 | 1:43.63 | 4 | 121.31 | 75.38 |
| 25 | C | Steve GARDINER | Reynard SF80 | 4 | 00:07:07.22 | D.N.F. | | 117.71 | 73.14 | 1:39.82 | 4 | 125.94 | 78.26 |
| 21 | A | Andy SCHULZ | Chevron B67 | 1 | 00:01:48.61 | D.N.F. | | 115.75 | 71.92 | 1:48.61 | 1 | 115.75 | 71.92 |

FASTEST LAP

| | | | | | | | | |
|----|---|---------------|-----------------|---------|--------|----|------------|-----------|
| 32 | A | Garry CLEAVER | Ray 89F | 1:31.10 | on lap | 13 | 138.00 KPH | 85.75 MPH |
| 88 | B | Mike WHATLEY | Van Diemen RF82 | 1:31.84 | on lap | 9 | 136.89 KPH | 85.06 MPH |
| 38 | C | Bryan SHAW | Palliser | 1:36.10 | on lap | 11 | 130.82 KPH | 81.29 MPH |

[Handwritten Signature]
10/9/00

UNISYS service

750 MOTOR CLUB - CADWELL PARK

[Handwritten Signature] MST sports timin

DATE - 10-09-00

START - 14:02

WEATHER/TRACK - CLOUDY / DRY

ISSUED - 14:32

PROVISIONAL RESULT FOR RACE 4

Goldarts/Lotus 7 Club 7 - Class A/B

| POS | NO. | CL | DRIVER | CAR | LAPS | RACE TIME | BEHIND | KPH | MPH | BEST LAP | ON | KPH | MPH |
|-----|-----|----|---------------------|------------------------|------|-------------|---------|--------|-------|----------|----|--------|-------|
| 1 | 3 | A | Martin STEWART | Caterham Super 7 | 12 | 00:20:05.18 | | 125.18 | 77.78 | 1:39.22 | 4 | 126.71 | 78.73 |
| 2 | 5 | A | Keith DUNN | Caterham Superlight R | 12 | 00:20:15.88 | 10.70 | 124.08 | 77.09 | 1:39.48 | 11 | 126.37 | 78.52 |
| 3 | 51 | A | Patrick HAVILL | Caterham Supersprint | 12 | 00:20:19.78 | 14.60 | 123.68 | 76.85 | 1:38.65 | 9 | 127.44 | 79.18 |
| 4 | 28 | A | Steve KELSEY | Caterham 7 | 12 | 00:20:20.23 | 15.05 | 123.63 | 76.82 | 1:39.54 | 8 | 126.30 | 78.48 |
| 5 | 82 | A | Martyn BUTCHER | Caterham Superlight | 12 | 00:20:39.16 | 33.98 | 121.74 | 75.65 | 1:39.47 | 6 | 126.39 | 78.53 |
| 6 | 88 | A | Richard INCE | Caterham Superlight | 12 | 00:20:40.04 | 34.86 | 121.66 | 75.59 | 1:41.41 | 12 | 123.97 | 77.03 |
| 7 | 63 | A | Andy TOONE | Caterham 7 | 12 | 00:20:48.47 | 43.29 | 120.84 | 75.08 | 1:41.63 | 5 | 123.70 | 76.86 |
| 8 | 87 | A | Mark LANYON | Caterham Super 7 | 12 | 00:20:48.57 | 43.39 | 120.83 | 75.08 | 1:41.90 | 5 | 123.37 | 76.66 |
| 9 | 25 | A | Peter LAWRENCE | Caterham HPC | 12 | 00:20:49.30 | 44.12 | 120.76 | 75.03 | 1:42.17 | 11 | 123.05 | 76.46 |
| 10 | 19 | A | Chris PORRITT | Caterham 7 | 12 | 00:20:49.81 | 44.63 | 120.71 | 75.00 | 1:41.68 | 3 | 123.64 | 76.82 |
| 11 | 31 | A | John TAYLOR | Caterham 7 | 12 | 00:20:50.09 | 44.91 | 120.68 | 74.98 | 1:41.87 | 7 | 123.41 | 76.68 |
| 12 | 30 | A | Ian BUTLER | Caterham 7 | 12 | 00:21:22.83 | 1:17.65 | 117.60 | 73.07 | 1:44.06 | 5 | 120.81 | 75.07 |
| 13 | 97 | A | John PRAGNELL | Caterham 7 | 12 | 00:21:42.88 | 1:37.70 | 115.79 | 71.95 | 1:45.10 | 12 | 119.62 | 74.32 |
| 14 | 8 | B | John KILLICK | Caterham 7 | 12 | 00:21:47.81 | 1:42.63 | 115.35 | 71.68 | 1:46.55 | 11 | 117.99 | 73.31 |
| 15 | 98 | B | Tim LAMB | Caterham 7 | 11 | 00:20:19.12 | 1 LAP | 113.43 | 70.48 | 1:46.10 | 9 | 118.49 | 73.62 |
| 16 | 39 | B | Anthony SHAUGHNESSY | Caterham 7 Supersprint | 11 | 00:20:54.92 | 1 LAP | 110.20 | 68.47 | 1:50.72 | 5 | 113.54 | 70.55 |

NOT CLASSIFIED

| | | | | | | | | | | | | | |
|----|---|----------|------------------|---|-------------|--------|--|--------|-------|---------|---|--------|-------|
| 49 | A | Ian WALE | Caterham Super 7 | 9 | 00:15:41.96 | D.N.F. | | 120.12 | 74.64 | 1:41.44 | 7 | 123.93 | 77.01 |
|----|---|----------|------------------|---|-------------|--------|--|--------|-------|---------|---|--------|-------|

FASTEST LAP

| | | | | | | | |
|----|---|----------------|----------------------|---------|----------|------------|-----------|
| 51 | A | Patrick HAVILL | Caterham Supersprint | 1:38.65 | on lap 9 | 127.44 KPH | 79.18 MPH |
| 98 | B | Tim LAMB | Caterham 7 | 1:46.10 | on lap 9 | 118.49 KPH | 73.62 MPH |

CLASS A LAP RECORD



Non-starter - 81

UNISYS service

750 MOTOR CLUB - CADWELL PARK

 MST sports timing

DATE - 10-09-00

START - 14:33

WEATHER/TRACK - CLOUDY / DRY

ISSUED - 15:00

PROVISIONAL RESULT FOR RACE 5

H.R. Owen Roadsports

| POS | NO. | CL | DRIVER | CAR | LAPS | RACE TIME | BEHIND | KPH | MPH | BEST LAP | ON | KPH | MPH |
|-----|-----|----|------------------|----------------|------|-------------|---------|--------|-------|----------|----|--------|-------|
| 1 | 37 | C | Rick LLOYD | Morgan + 8 | 10 | 00:17:23.12 | | 120.52 | 74.89 | 1:41.90 | 4 | 123.37 | 76.66 |
| 2 | 75 | B | Darryl DAVIS | Lotus Elise | 10 | 00:17:56.88 | 33.76 | 116.74 | 72.54 | 1:45.56 | 2 | 119.10 | 74.00 |
| 3 | 15 | C | John DENCH | Porsche 911 | 10 | 00:17:58.37 | 35.25 | 116.58 | 72.44 | 1:45.70 | 5 | 118.94 | 73.90 |
| 4 | 6 | B | Paul KEEVILL | Lotus Elan S3 | 10 | 00:18:01.88 | 38.76 | 116.20 | 72.20 | 1:46.55 | 3 | 117.99 | 73.31 |
| 5 | 36 | C | Mal DAVISON | Porsche 911 | 10 | 00:18:02.22 | 39.10 | 116.17 | 72.18 | 1:46.43 | 3 | 118.12 | 73.40 |
| 6 | 3 | B | Pat THOMAS | Lotus Elan S1 | 10 | 00:18:16.15 | 53.03 | 114.69 | 71.26 | 1:47.54 | 4 | 116.90 | 72.64 |
| 7 | 23 | B | Stephen OLIVER | Lotus Elise | 10 | 00:18:17.02 | 53.90 | 114.60 | 71.21 | 1:47.32 | 8 | 117.14 | 72.79 |
| 8 | 28 | B | Stephen McINTOSH | Lotus Elise | 10 | 00:18:35.04 | 1:11.92 | 112.75 | 70.06 | 1:47.66 | 9 | 116.77 | 72.56 |
| 9 | 91 | C | Daniel WATT | Porsche 911 | 10 | 00:18:38.60 | 1:15.48 | 112.39 | 69.83 | 1:49.60 | 10 | 114.70 | 71.27 |
| 10 | 57 | D | Mike GARDINER | TVR Tasmin 280 | 10 | 00:18:50.94 | 1:27.82 | 111.16 | 69.07 | 1:51.08 | 5 | 113.18 | 70.32 |
| 11 | 7 | C | Chris VAREY | Porsche 968CS | 10 | 00:18:52.78 | 1:29.66 | 110.98 | 68.96 | 1:50.81 | 5 | 113.45 | 70.49 |
| 12 | 44 | B | John CARTER | Alfasud Sprint | 10 | 00:18:58.99 | 1:35.87 | 110.38 | 68.58 | 1:51.33 | 10 | 112.92 | 70.16 |
| 13 | 80 | D | Steve LEWIS | TVR Tasmin 280 | 9 | 00:17:47.05 | 1 LAP | 106.03 | 65.89 | 1:56.64 | 3 | 107.78 | 66.97 |
| 14 | 99 | D | Stephen KEATING | TVR Tasmin 280 | 9 | 00:18:11.55 | 1 LAP | 103.65 | 64.41 | 1:58.24 | 4 | 106.32 | 66.06 |
| 15 | 83 | D | Richard THORPE | TVR Tasmin 280 | 9 | 00:18:12.51 | 1 LAP | 103.56 | 64.35 | 1:58.21 | 7 | 106.35 | 66.08 |
| 16 | 58 | D | Stephen BECK | TVR Tasmin 280 | 9 | 00:18:12.75 | 1 LAP | 103.54 | 64.34 | 1:57.75 | 2 | 106.77 | 66.34 |
| 17 | 81 | D | Simon LINDLEY | TVR Tasmin 280 | 9 | 00:18:16.12 | 1 LAP | 103.22 | 64.14 | 1:58.46 | 9 | 106.13 | 65.94 |
| 18 | 89 | D | Doug ELLWOOD | TVR Tasmin 280 | 9 | 00:18:30.69 | 1 LAP | 101.87 | 63.30 | 1:59.06 | 5 | 105.59 | 65.61 |
| 19 | 78 | D | Paul FENTON | TVR Tasmin | 9 | 00:19:01.23 | 1 LAP | 99.14 | 61.60 | 2:02.89 | 7 | 102.30 | 63.56 |

NOT CLASSIFIED

| | | | | | | | | | | | | |
|----|---|---------------|----------------|---|-------------|--------|--------|-------|---------|---|--------|-------|
| 94 | D | Patrick SMITH | TVR Tasmin 280 | 7 | 00:14:39.66 | D.N.F. | 100.04 | 62.16 | 1:59.65 | 5 | 105.07 | 65.29 |
| 48 | C | Nicky WILSON | Renault Spider | 5 | 00:09:03.55 | D.N.F. | 115.64 | 71.86 | 1:45.06 | 3 | 119.66 | 74.35 |
| 41 | C | John ROBERTS | Renault Spider | 2 | 00:03:47.08 | D.N.F. | 110.72 | 68.80 | 1:47.34 | 2 | 117.12 | 72.77 |

FASTEST LAP

| | | | | | | | | |
|----|---|---------------|----------------|---------|--------|---|------------|-----------|
| 37 | C | Rick LLOYD | Morgan + 8 | 1:41.90 | on Lap | 4 | 123.37 KPH | 76.66 MPH |
| 75 | B | Darryl DAVIS | Lotus Elise | 1:45.56 | on Lap | 2 | 119.10 KPH | 74.00 MPH |
| 57 | D | Mike GARDINER | TVR Tasmin 280 | 1:51.08 | on Lap | 5 | 113.18 KPH | 70.32 MPH |

Class D Lap Record

10/9/00

Non-starter - 77

UNISYS service

750 MOTOR CLUB - CADWELL PARK

MST sports timin

DATE - 10-09-00

START - 15:01

WEATHER/TRACK - SUNNY / DRY

ISSUED - 15:26

PROVISIONAL RESULT FOR RACE 6

750 Motor Club Sports 2000

| POS | NO. | CI | DRIVER | CAR | LAPS | RACE TIME | BEHIND | KPH | MPH | BEST LAP | ON | KPH | MPH |
|-----|-----|----|------------------|-------------------|------|-------------|---------|--------|-------|----------|----|--------|-------|
| 1 | 4 | | David PEGLEY | Lola T86-90 | 8 | 00:12:09.93 | | 137.79 | 85.61 | 1:29.30 | 8 | 140.78 | 87.48 |
| 2 | 61 | | Andy CROCKETT | Radical Clubsport | 8 | 00:12:47.53 | 37.60 | 131.04 | 81.42 | 1:33.87 | 5 | 133.93 | 83.22 |
| 3 | 19 | | Richard ATKINSON | Nemesis RME 97/98 | 8 | 00:12:59.57 | 49.64 | 129.01 | 80.16 | 1:35.91 | 7 | 131.08 | 81.45 |
| 4 | 1 | | Mike FRY | WEV | 8 | 00:13:00.19 | 50.26 | 128.91 | 80.10 | 1:35.63 | 6 | 131.46 | 81.68 |
| 5 | 2 | | Dallas JACKSON | Shrike P16 | 8 | 00:13:36.26 | 1:26.33 | 123.21 | 76.56 | 1:35.97 | 3 | 131.00 | 81.40 |

NOT CLASSIFIED

FASTEST LAP

4 David PEGLEY Lola T86-90 1:29.30 on lap 8 140.78 KPH 87.48 MPH
NEW LAP RECORD



10/9/00

Non-starter - 21

UNISYS service

750 MOTOR CLUB - CADWELL PARK

MST sports timin

DATE - 10-09-00

START - 15:44

WEATHER/TRACK - BRIGHT / DRY

ISSUED - 16:02

PROVISIONAL RESULT FOR RACE 7


REMARC Formula Vee

| POS | NO. | CL | DRIVER | CAR | LAPS | RACE TIME | BEHIND | KPH | MPH | BEST LAP | ON | KPH | MPH |
|-----|-----|----|-------------------|------------------|------|-------------|---------|--------|-------|----------|----|--------|-------|
| 1 | 93 | | Ian BARRETT | Leastone | 10 | 00:16:34.32 | | 126.44 | 78.56 | 1:37.90 | 7 | 128.41 | 79.79 |
| 2 | 83 | | Craig DAVIS | Leastone JH002 | 10 | 00:16:34.46 | 0.14 | 126.42 | 78.55 | 1:37.61 | 7 | 128.80 | 80.03 |
| 3 | 2 | | Jeremy CLARK | Spyder GAC | 10 | 00:16:40.57 | 6.25 | 125.65 | 78.07 | 1:38.62 | 5 | 127.48 | 79.21 |
| 4 | 12 | | Kevin GILLESPIE | Leastone 00 | 10 | 00:16:40.92 | 6.60 | 125.60 | 78.04 | 1:38.72 | 4 | 127.35 | 79.13 |
| 5 | 45 | | Bill BURNETT | Sheane | 10 | 00:16:53.64 | 19.32 | 124.03 | 77.06 | 1:39.45 | 4 | 126.41 | 78.55 |
| 6 | 16 | | Alan HARDING | Leastone 2000 | 10 | 00:16:55.79 | 21.47 | 123.76 | 76.90 | 1:39.45 | 8 | 126.41 | 78.55 |
| 7 | 37 | | Paul MITSON | Sheane | 10 | 00:16:57.89 | 23.57 | 123.51 | 76.74 | 1:39.70 | 5 | 126.10 | 78.35 |
| 8 | 88 | | Guy BELLINGHAM | Scarab Mk2 | 10 | 00:17:03.38 | 29.06 | 122.84 | 76.33 | 1:40.24 | 8 | 125.42 | 77.93 |
| 9 | 29 | | Simon READMAN | Spyder | 10 | 00:17:11.19 | 36.87 | 121.91 | 75.75 | 1:40.34 | 8 | 125.29 | 77.85 |
| 10 | 10 | | Jon RANDALL | Kaimann | 10 | 00:17:15.82 | 41.50 | 121.37 | 75.41 | 1:41.84 | 3 | 123.45 | 76.70 |
| 11 | 23 | | Andy METCALF | Leastone | 10 | 00:17:20.17 | 45.85 | 120.86 | 75.10 | 1:41.86 | 8 | 123.42 | 76.69 |
| 12 | 57 | | Neil CHILLEYSTONE | Scarab Mk2 | 10 | 00:17:21.05 | 46.73 | 120.76 | 75.03 | 1:42.08 | 8 | 123.16 | 76.52 |
| 13 | 24 | | Alan ROBINSON | Leastone AHS | 10 | 00:17:21.42 | 47.10 | 120.72 | 75.01 | 1:42.43 | 6 | 122.73 | 76.26 |
| 14 | 65 | | Michael FENWICK | Leastone JH002 | 10 | 00:17:21.90 | 47.58 | 120.66 | 74.97 | 1:42.29 | 10 | 122.90 | 76.37 |
| 15 | 86 | | Richard HARRIS | Sheane FV97 | 10 | 00:17:36.80 | 1:02.48 | 118.96 | 73.92 | 1:43.08 | 5 | 121.96 | 75.78 |
| 16 | 54 | | Ian FULLER | Rossallini FV931 | 10 | 00:17:37.48 | 1:03.16 | 118.88 | 73.87 | 1:42.95 | 9 | 122.11 | 75.88 |
| 17 | 51 | | Alistair HESLOP | Scarab Mk4 | 10 | 00:17:38.19 | 1:03.87 | 118.80 | 73.82 | 1:43.13 | 8 | 121.90 | 75.74 |
| 18 | 58 | | Bill STENNING | Spyder | 10 | 00:17:38.72 | 1:04.40 | 118.74 | 73.78 | 1:43.17 | 9 | 121.85 | 75.71 |
| 19 | 47 | | William REDMAN | Scarab | 10 | 00:17:56.51 | 1:22.19 | 116.78 | 72.56 | 1:45.55 | 3 | 119.11 | 74.01 |
| 20 | 21 | | Derek WILLETTS | Falcon Mk2 | 10 | 00:18:07.90 | 1:33.58 | 115.56 | 71.80 | 1:46.83 | 3 | 117.68 | 73.12 |
| 21 | 98 | | Craig HIGGINS | Sheane | 9 | 00:17:06.87 | 1 LAP | 110.18 | 68.46 | 1:51.32 | 5 | 112.93 | 70.17 |
| 22 | 50 | | James CONYERS | Conyers V1 | 9 | 00:17:07.41 | 1 LAP | 110.13 | 68.43 | 1:51.10 | 5 | 113.16 | 70.31 |
| 23 | 78 | | Ricky COLE | ARI Mk4 | 9 | 00:17:07.73 | 1 LAP | 110.09 | 68.41 | 1:51.06 | 6 | 113.20 | 70.34 |

NOT CLASSIFIED

FASTEST LAP

83 Craig DAVIS Leastone JH002 1:37.61 on lap 7 128.80 KPH 80.03 MPH
NEW LAP RECORD



Non-starter - 60

UNISYS service

750 MOTOR CLUB - CADWELL PARK



MST sports timin

DATE - 10-09-00

START - 16:08

WEATHER/TRACK - BRIGHT / DRY

ISSUED - 16:31

PROVISIONAL RESULT FOR RACE 8

Goldarts/Lotus 7 Club 7 - Class C

| POS | NO. | CL | DRIVER | CAR | LAPS | RACE TIME | BEHIND | KPH | MPH | BEST LAP | ON | KPH | MPH |
|----------------|-----|------------------|-----------------------|-----------------------|-------------|-------------|--------|--------|-------|----------|----|--------|-------|
| 1 | 30 | C | Frazer GIBNEY | Caterham 7 Supersport | 8 | 00:13:46.15 | | 121.74 | 75.64 | 1:41.48 | 6 | 123.88 | 76.98 |
| 2 | 73 | C | Nic FAIRMAN | Caterham 7 | 8 | 00:13:48.68 | 2.53 | 121.37 | 75.41 | 1:41.53 | 5 | 123.82 | 76.94 |
| 3 | 20 | C | Chris WOOD | Caterham 7 | 8 | 00:13:57.78 | 11.63 | 120.05 | 74.59 | 1:43.12 | 7 | 121.91 | 75.75 |
| 4 | 74 | C | Simon FAIRMAN | Caterham 7 | 8 | 00:13:58.33 | 12.18 | 119.97 | 74.54 | 1:43.25 | 7 | 121.76 | 75.66 |
| 5 | 21 | C | Peter RATCLIFF | Caterham 7 | 8 | 00:13:58.51 | 12.36 | 119.94 | 74.53 | 1:42.87 | 4 | 122.21 | 75.94 |
| 6 | 62 | C | Matt SHIRES | Caterham 7 Supersport | 8 | 00:13:59.07 | 12.92 | 119.86 | 74.48 | 1:43.10 | 3 | 121.94 | 75.77 |
| 7 | 9 | C | Nigel HORSMAN | Caterham 7 Supersport | 8 | 00:13:59.91 | 13.76 | 119.74 | 74.40 | 1:42.84 | 7 | 122.25 | 75.96 |
| 8 | 42 | C | John BENFIELD | Caterham 7 | 8 | 00:14:02.59 | 16.44 | 119.36 | 74.17 | 1:43.16 | 6 | 121.87 | 75.72 |
| 9 | 7 | C | Ashley CROFT | Caterham 7 | 8 | 00:14:14.49 | 28.34 | 117.70 | 73.13 | 1:44.18 | 3 | 120.67 | 74.98 |
| 10 | 69 | C | Richard WEBB | Caterham K | 8 | 00:14:29.46 | 43.31 | 115.67 | 71.87 | 1:46.15 | 6 | 118.43 | 73.59 |
| 11 | 77 | C | Ian BROWN | Caterham Super 7 | 8 | 00:14:42.91 | 56.76 | 113.91 | 70.78 | 1:43.75 | 2 | 121.17 | 75.29 |
| NOT CLASSIFIED | | | | | | | | | | | | | |
| 36 | C | David LITCHFIELD | Caterham 7 Supersport | 1 | 00:01:52.32 | D.N.F. | | 111.93 | 69.55 | 1:52.32 | 1 | 111.93 | 69.55 |

FASTEST LAP

30 C Frazer GIBNEY Caterham 7 Supersport 1:41.48 on lap 6 123.88 KPH 76.98 MPH
NEW LAP RECORD

Handwritten signature: D. Webb c/c
10/9/00

UNISYS service

750 MOTOR CLUB - CADWELL PARK

Handwritten signature: B MST sports timing

DATE - 10-09-00

START - 16:31

WEATHER/TRACK - BRIGHT / DRY

ISSUED - 16:51

PROVISIONAL RESULT FOR RACE 9

Goldarts/Lotus 7 Club 7 - Class A/B

| POS | NO. | CL | DRIVER | CAR | LAPS | RACE TIME | BEHIND | KPH | MPH | BEST LAP | ON | KPH | MPH |
|-----|-----|----|---------------------|------------------------|------|-------------|---------|--------|-------|----------|----|--------|-------|
| 1 | 3 | A | Martin STEWART | Caterham Super 7 | 8 | 00:13:19.37 | | 125.82 | 78.18 | 1:38.40 | 6 | 127.76 | 79.39 |
| 2 | 5 | A | Keith DUNN | Caterham Superlight R | 8 | 00:13:22.36 | 2.99 | 125.35 | 77.89 | 1:38.68 | 5 | 127.40 | 79.16 |
| 3 | 28 | A | Steve KELSEY | Caterham 7 | 8 | 00:13:28.12 | 8.75 | 124.45 | 77.33 | 1:39.42 | 5 | 126.45 | 78.57 |
| 4 | 51 | A | Patrick HAVILL | Caterham Supersprint | 8 | 00:13:28.98 | 9.61 | 124.32 | 77.25 | 1:39.74 | 7 | 126.04 | 78.32 |
| 5 | 82 | A | Martyn BUTCHER | Caterham Superlight | 8 | 00:13:31.02 | 11.65 | 124.01 | 77.05 | 1:39.45 | 8 | 126.41 | 78.55 |
| 6 | 88 | A | Richard INCE | Caterham Superlight | 8 | 00:13:45.78 | 26.41 | 121.79 | 75.68 | 1:41.21 | 6 | 124.21 | 77.18 |
| 7 | 19 | A | Chris PORRITT | Caterham 7 | 8 | 00:13:46.16 | 26.79 | 121.74 | 75.64 | 1:41.05 | 5 | 124.41 | 77.30 |
| 8 | 31 | A | John TAYLOR | Caterham 7 | 8 | 00:13:48.15 | 28.78 | 121.44 | 75.46 | 1:41.30 | 3 | 124.10 | 77.11 |
| 9 | 63 | A | Andy TOONE | Caterham 7 | 8 | 00:13:53.94 | 34.57 | 120.60 | 74.94 | 1:42.24 | 3 | 122.96 | 76.40 |
| 10 | 49 | A | Ian WALE | Caterham Super 7 | 8 | 00:14:03.16 | 43.79 | 119.28 | 74.12 | 1:42.05 | 8 | 123.19 | 76.55 |
| 11 | 30 | A | Ian BUTLER | Caterham 7 | 8 | 00:14:04.06 | 44.69 | 119.15 | 74.04 | 1:43.07 | 3 | 121.97 | 75.79 |
| 12 | 25 | A | Peter LAWRENCE | Caterham HPC | 8 | 00:14:10.77 | 51.40 | 118.21 | 73.45 | 1:42.84 | 7 | 122.25 | 75.96 |
| 13 | 97 | A | John PRAGNELL | Caterham 7 | 8 | 00:14:22.54 | 1:03.17 | 116.60 | 72.45 | 1:44.95 | 5 | 119.79 | 74.43 |
| 14 | 8 | B | John KILLICK | Caterham 7 | 8 | 00:14:23.57 | 1:04.20 | 116.46 | 72.36 | 1:45.16 | 6 | 119.55 | 74.28 |
| 15 | 98 | B | Tim LAMB | Caterham 7 | 8 | 00:14:30.99 | 1:11.62 | 115.47 | 71.75 | 1:46.39 | 6 | 118.17 | 73.42 |
| 16 | 39 | B | Anthony SHAUGHNESSY | Caterham 7 Supersprint | 8 | 00:15:07.97 | 1:48.60 | 110.77 | 68.83 | 1:50.52 | 7 | 113.75 | 70.68 |

NOT CLASSIFIED

FASTEST LAP

| | | | | | | | |
|---|---|----------------|------------------|---------|----------|------------|-----------|
| 3 | A | Martin STEWART | Caterham Super 7 | 1:38.40 | on Lap 6 | 127.76 KPH | 79.39 MPH |
| 8 | B | John KILLICK | Caterham 7 | 1:45.16 | on Lap 6 | 119.55 KPH | 74.28 MPH |

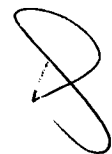
CLASS A LAP RECORD

*M.D. Watt cfc
10/9/00*

Non-starter - 87

UNISYS service

750 MOTOR CLUB - CADWELL PARK



MST sports timin

DATE - 10-09-00

START - 16:52

WEATHER/TRACK - BRIGHT / DRY

ISSUED - 17:12



Race Results

Sports 2000 Championship

PROVISIONAL RESULT FOR RACE 1

750 Motor Club Sports 2000

| POS | NO. | CL | DRIVER | CAR | LAPS | RACE TIME | BEHIND | KPH | MPH | BEST LAP | ON | KPH | MPH |
|----------------|-----|----|------------------|-------------------|------|-------------|---------|--------|-------|----------|----|--------|-------|
| 1 | 4 | | David PEGLEY | Lola T86-90 | 12 | 00:18:47.22 | | 133.83 | 83.16 | 1:31.86 | 10 | 136.86 | 85.04 |
| 2 | 1 | | Mike FRY | WEV | 12 | 00:19:31.57 | 44.35 | 128.77 | 80.01 | 1:35.47 | 11 | 131.68 | 81.82 |
| 3 | 21 | | Richard GILMOUR | Robinson SP801 | 12 | 00:20:21.41 | 1:34.19 | 123.51 | 76.75 | 1:38.43 | 12 | 127.72 | 79.36 |
| 4 | 2 | | Dallas JACKSON | Shrike P16 | 12 | 00:20:21.80 | 1:34.58 | 123.47 | 76.72 | 1:34.70 | 12 | 132.75 | 82.49 |
| NOT CLASSIFIED | | | | | | | | | | | | | |
| 19 | | | Richard ATKINSON | Nemesis RME 97/98 | 9 | 00:15:25.10 | D.N.F. | 122.31 | 76.00 | 1:35.79 | 6 | 131.24 | 81.55 |
| 61 | | | Andy CROCKETT | Radical Clubsport | 7 | 00:14:19.79 | D.N.F. | 102.35 | 63.60 | 1:36.31 | 3 | 130.53 | 81.11 |

FASTEST LAP

4 David PEGLEY Lola T86-90 1:31.86 on lap 10 136.86 KPH 85.04 MPH
NEW LAP RECORD

UNISYS service

750 MOTOR CLUB - CADWELL PARK

MST sports timing

DATE - 10-09-00

START - 11:51

WEATHER/TRACK - CLOUDY / DRY

ISSUED - 12:16



Race Results

GOLD ARTS // Championship 2000

PROVISIONAL RESULT FOR RACE 2

Goldarts/Lotus 7 Club 7 - Class C

| POS | NO. | CL | DRIVER | CAR | LAPS | RACE TIME | BEHIND | KPH | MPH | BEST LAP | ON | KPH | MPH |
|-----|-----|----------------|------------------|-----------------------|----------------|-------------|---------|--------|-------|----------|----|--------|-------|
| 1 | 30 | C | Frazer GIBNEY | Caterham 7 Supersport | 12 | 00:20:45.82 | | 121.09 | 75.24 | 1:42.10 | 9 | 123.13 | 76.51 |
| 2 | 73 | C | Nic FAIRMAN | Caterham 7 | 12 | 00:20:49.66 | 3.84 | 120.72 | 75.01 | 1:42.18 | 9 | 123.03 | 76.45 |
| 3 | 74 | C | Simon FAIRMAN | Caterham 7 | 12 | 00:20:54.11 | 8.29 | 120.29 | 74.74 | 1:42.20 | 7 | 123.01 | 76.43 |
| 4 | 36 | C | David LITCHFIELD | Caterham 7 Supersport | 12 | 00:20:59.41 | 13.59 | 119.79 | 74.43 | 1:42.79 | 7 | 122.30 | 75.99 |
| 5 | 62 | C | Matt SHIRES | Caterham 7 Supersport | 12 | 00:21:06.63 | 20.81 | 119.10 | 74.01 | 1:43.84 | 8 | 121.07 | 75.23 |
| 6 | 42 | C | John BENFIELD | Caterham 7 | 12 | 00:21:11.39 | 25.57 | 118.66 | 73.73 | 1:43.96 | 3 | 120.93 | 75.14 |
| 7 | 77 | C | Ian BROWN | Caterham Super 7 | 12 | 00:21:11.89 | 26.07 | 118.61 | 73.70 | 1:44.31 | 6 | 120.52 | 74.89 |
| 8 | 9 | C | Nigel HORSMAN | Caterham 7 Supersport | 12 | 00:21:14.43 | 28.61 | 118.37 | 73.55 | 1:43.12 | 8 | 121.91 | 75.75 |
| 9 | 7 | C | Ashley CROFT | Caterham 7 | 12 | 00:21:19.44 | 33.62 | 117.91 | 73.26 | 1:44.46 | 6 | 120.35 | 74.78 |
| 10 | 20 | C | Chris WOOD | Caterham 7 | 12 | 00:21:47.31 | 1:01.49 | 115.40 | 71.70 | 1:43.38 | 3 | 121.61 | 75.56 |
| 11 | 69 | C | Richard WEBB | Caterham K | 12 | 00:21:48.30 | 1:02.48 | 115.31 | 71.65 | 1:47.43 | 12 | 117.02 | 72.71 |
| | | | | | NOT CLASSIFIED | | | | | | | | |
| 21 | C | Peter RATCLIFF | Caterham 7 | 10 | 00:17:54.32 | D.N.F. | | 117.02 | 72.71 | 1:42.79 | 6 | 122.30 | 75.99 |

FASTEST LAP

30 C Frazer GIBNEY Caterham 7 Supersport 1:42.10 on lap 9 123.13 KPH 76.51 MPH
NEW LAP RECORD

Frazer Gibney
10/9/00

UNISYS service

750 MOTOR CLUB - CADWELL PARK

MST sports timing

DATE - 10-09-00

START - 12:17

WEATHER/TRACK - CLOUDY / DRY

ISSUED - 12:44



Race Results

Formula 4 Championship

PROVISIONAL RESULT FOR RACE 3

750 Motor Club Formula 4

| POS | NO. | CL | DRIVER | CAR | LAPS | RACE TIME | BEHIND | KPH | MPH | BEST LAP | ON | KPH | MPH |
|-----|-----|----|----------------|-----------------|------|-------------|---------|--------|-------|----------|----|--------|-------|
| 1 | 32 | A | Garry CLEAVER | Ray 89F | 15 | 00:23:11.40 | | 135.53 | 84.21 | 1:31.10 | 13 | 138.00 | 85.75 |
| 2 | 88 | B | Mike WHATLEY | Van Diemen RF82 | 15 | 00:23:15.12 | 3.72 | 135.17 | 83.99 | 1:31.84 | 9 | 136.89 | 85.06 |
| 3 | 3 | A | Erwin SMIECH | Reynard SF86 | 15 | 00:23:24.00 | 12.60 | 134.31 | 83.46 | 1:32.08 | 11 | 136.53 | 84.83 |
| 4 | 77 | B | Andy BILLING | Reynard SF81 | 15 | 00:23:31.45 | 20.05 | 133.60 | 83.02 | 1:32.24 | 8 | 136.29 | 84.69 |
| 5 | 19 | B | Edward WILKINS | Royale RP33 | 15 | 00:23:47.41 | 36.01 | 132.11 | 82.09 | 1:33.57 | 6 | 134.36 | 83.48 |
| 6 | 56 | B | Tom McCULLOUGH | Crossle 56F | 15 | 00:23:59.22 | 47.82 | 131.03 | 81.41 | 1:34.06 | 7 | 133.66 | 83.05 |
| 7 | 49 | B | Steve WONTNER | Van Diemen RF83 | 15 | 00:24:11.32 | 59.92 | 129.93 | 80.74 | 1:34.69 | 10 | 132.77 | 82.50 |
| 8 | 43 | B | Steve PATANIA | Van Diemen RF82 | 15 | 00:24:23.74 | 1:12.34 | 128.83 | 80.05 | 1:35.01 | 13 | 132.32 | 82.22 |
| 9 | 38 | C | Bryan SHAW | Palliser | 15 | 00:24:23.90 | 1:12.50 | 128.82 | 80.04 | 1:36.10 | 11 | 130.82 | 81.29 |
| 10 | 66 | A | Damon BLAND | Van Diemen RF86 | 15 | 00:24:31.23 | 1:19.83 | 128.18 | 79.64 | 1:35.25 | 10 | 131.99 | 82.01 |
| 11 | 99 | A | Charles ADRIAN | Delta T92 CEA | 15 | 00:24:31.69 | 1:20.29 | 128.14 | 79.62 | 1:34.98 | 7 | 132.36 | 82.24 |
| 12 | 27 | A | David DAWSON | Reynard | 15 | 00:24:43.51 | 1:32.11 | 127.11 | 78.98 | 1:36.62 | 7 | 130.12 | 80.85 |
| 13 | 82 | B | Stuart SMITH | Van Diemen RF82 | 15 | 00:24:43.90 | 1:32.50 | 127.08 | 78.96 | 1:36.85 | 10 | 129.81 | 80.66 |
| 14 | 45 | C | Trevor ARKELL | Royale RP27 | 14 | 00:23:41.32 | 1 LAP | 123.83 | 76.94 | 1:37.65 | 10 | 128.74 | 80.00 |
| 15 | 37 | C | Paul FELLOWS | Royale RP27 | 14 | 00:24:43.63 | 1 LAP | 118.63 | 73.71 | 1:43.31 | 11 | 121.69 | 75.61 |

NOT CLASSIFIED

| | | | | | | | | | | | | |
|----|---|----------------|--------------|----|-------------|--------|--------|-------|---------|----|--------|-------|
| 55 | B | John BOYD | Crossle | 13 | 00:21:41.02 | D.N.F. | 125.62 | 78.05 | 1:36.94 | 9 | 129.69 | 80.58 |
| 80 | A | Peter MONK | Dastle Mk16 | 12 | 00:21:07.77 | D.N.F. | 119.00 | 73.94 | 1:43.35 | 10 | 121.64 | 75.58 |
| 91 | A | David HEALEY | Delta T92 | 5 | 00:09:03.06 | D.N.F. | 115.75 | 71.92 | 1:43.63 | 4 | 121.31 | 75.38 |
| 25 | C | Steve GARDINER | Reynard SF80 | 4 | 00:07:07.22 | D.N.F. | 117.71 | 73.14 | 1:39.82 | 4 | 125.94 | 78.26 |
| 21 | A | Andy SCHULZ | Chevron B67 | 1 | 00:01:48.61 | D.N.F. | 115.75 | 71.92 | 1:48.61 | 1 | 115.75 | 71.92 |

FASTEST LAP

| | | | | | | | | |
|----|---|---------------|-----------------|---------|--------|----|------------|-----------|
| 32 | A | Garry CLEAVER | Ray 89F | 1:31.10 | on lap | 13 | 138.00 KPH | 85.75 MPH |
| 88 | B | Mike WHATLEY | Van Diemen RF82 | 1:31.84 | on lap | 9 | 136.89 KPH | 85.06 MPH |
| 38 | C | Bryan SHAW | Palliser | 1:36.10 | on lap | 11 | 130.82 KPH | 81.29 MPH |

Paul Cook
10/9/00

UNISYS service

750 MOTOR CLUB - CADWELL PARK

J MST sports timing

DATE - 10-09-00

START - 14:02

WEATHER/TRACK - CLOUDY / DRY

ISSUED - 14:32



Race Results

GOLD ARTS / Championship 2000

PROVISIONAL RESULT FOR RACE 4

Goldarts/Lotus 7 Club 7 - Class A/B

| POS | NO. | CL | DRIVER | CAR | LAPS | RACE TIME | BEHIND | KPH | MPH | BEST LAP | ON | KPH | MPH |
|-----|-----|----|---------------------|------------------------|------|-------------|---------|--------|-------|----------|----|--------|-------|
| 1 | 3 | A | Martin STEWART | Caterham Super 7 | 12 | 00:20:05.18 | | 125.18 | 77.78 | 1:39.22 | 4 | 126.71 | 78.73 |
| 2 | 5 | A | Keith DUNN | Caterham Superlight R | 12 | 00:20:15.88 | 10.70 | 124.08 | 77.09 | 1:39.48 | 11 | 126.37 | 78.52 |
| 3 | 51 | A | Patrick HAVILL | Caterham Supersprint | 12 | 00:20:19.78 | 14.60 | 123.68 | 76.85 | 1:38.65 | 9 | 127.44 | 79.18 |
| 4 | 28 | A | Steve KELSEY | Caterham 7 | 12 | 00:20:20.23 | 15.05 | 123.63 | 76.82 | 1:39.54 | 8 | 126.30 | 78.48 |
| 5 | 82 | A | Martyn BUTCHER | Caterham Superlight | 12 | 00:20:39.16 | 33.98 | 121.74 | 75.65 | 1:39.47 | 6 | 126.39 | 78.53 |
| 6 | 88 | A | Richard INCE | Caterham Superlight | 12 | 00:20:40.04 | 34.86 | 121.66 | 75.59 | 1:41.41 | 12 | 123.97 | 77.03 |
| 7 | 63 | A | Andy TOONE | Caterham 7 | 12 | 00:20:48.47 | 43.29 | 120.84 | 75.08 | 1:41.63 | 5 | 123.70 | 76.86 |
| 8 | 87 | A | Mark LANYON | Caterham Super 7 | 12 | 00:20:48.57 | 43.39 | 120.83 | 75.08 | 1:41.90 | 5 | 123.37 | 76.66 |
| 9 | 25 | A | Peter LAWRENCE | Caterham HPC | 12 | 00:20:49.30 | 44.12 | 120.76 | 75.03 | 1:42.17 | 11 | 123.05 | 76.46 |
| 10 | 19 | A | Chris PORRITT | Caterham 7 | 12 | 00:20:49.81 | 44.63 | 120.71 | 75.00 | 1:41.68 | 3 | 123.64 | 76.82 |
| 11 | 31 | A | John TAYLOR | Caterham 7 | 12 | 00:20:50.09 | 44.91 | 120.68 | 74.98 | 1:41.87 | 7 | 123.41 | 76.68 |
| 12 | 30 | A | Ian BUTLER | Caterham 7 | 12 | 00:21:22.83 | 1:17.65 | 117.60 | 73.07 | 1:44.06 | 5 | 120.81 | 75.07 |
| 13 | 97 | A | John PRAGNELL | Caterham 7 | 12 | 00:21:42.88 | 1:37.70 | 115.79 | 71.95 | 1:45.10 | 12 | 119.62 | 74.32 |
| 14 | 8 | B | John KILLICK | Caterham 7 | 12 | 00:21:47.81 | 1:42.63 | 115.35 | 71.68 | 1:46.55 | 11 | 117.99 | 73.31 |
| 15 | 98 | B | Tim LAMB | Caterham 7 | 11 | 00:20:19.12 | 1 LAP | 113.43 | 70.48 | 1:46.10 | 9 | 118.49 | 73.62 |
| 16 | 39 | B | Anthony SHAUGHNESSY | Caterham 7 Supersprint | 11 | 00:20:54.92 | 1 LAP | 110.20 | 68.47 | 1:50.72 | 5 | 113.54 | 70.55 |

NOT CLASSIFIED

| | | | | | | | | | | | | |
|----|---|----------|------------------|---|-------------|--------|--------|-------|---------|---|--------|-------|
| 49 | A | Ian WALE | Caterham Super 7 | 9 | 00:15:41.96 | D.N.F. | 120.12 | 74.64 | 1:41.44 | 7 | 123.93 | 77.01 |
|----|---|----------|------------------|---|-------------|--------|--------|-------|---------|---|--------|-------|

FASTEST LAP

| | | | | | | | | |
|----|---|----------------|----------------------|---------|--------|---|------------|-----------|
| 51 | A | Patrick HAVILL | Caterham Supersprint | 1:38.65 | on lap | 9 | 127.44 KPH | 79.18 MPH |
| 98 | B | Tim LAMB | Caterham 7 | 1:46.10 | on lap | 9 | 118.49 KPH | 73.62 MPH |

CLASS A LAP RECORD

Non-starter - 81

UNISYS service

750 MOTOR CLUB - CADWELL PARK

MST sports timin

DATE - 10-09-00

START - 14:33

WEATHER/TRACK - CLOUDY / DRY

ISSUED - 15:00



Race Results

H.R. OWEN Roadsports Championship 2000

PROVISIONAL RESULT FOR RACE 5

H.R. Owen Roadsports

| POS | NO. | CL | DRIVER | CAR | LAPS | RACE TIME | BEHIND | KPH | MPH | BEST LAP | ON | KPH | MPH |
|-----|-----|---------------|------------------|----------------|----------------|-------------|---------|--------|---------|----------|--------|--------|-------|
| 1 | 37 | C | Rick LLOYD | Morgan + 8 | 10 | 00:17:23.12 | | 120.52 | 74.89 | 1:41.90 | 4 | 123.37 | 76.66 |
| 2 | 75 | B | Darryl DAVIS | Lotus Elise | 10 | 00:17:56.88 | 33.76 | 116.74 | 72.54 | 1:45.56 | 2 | 119.10 | 74.00 |
| 3 | 15 | C | John DENCH | Porsche 911 | 10 | 00:17:58.37 | 35.25 | 116.58 | 72.44 | 1:45.70 | 5 | 118.94 | 73.90 |
| 4 | 6 | B | Paul KEEVILL | Lotus Elan S3 | 10 | 00:18:01.88 | 38.76 | 116.20 | 72.20 | 1:46.55 | 3 | 117.99 | 73.31 |
| 5 | 36 | C | Mal DAVISON | Porsche 911 | 10 | 00:18:02.22 | 39.10 | 116.17 | 72.18 | 1:46.43 | 3 | 118.12 | 73.40 |
| 6 | 3 | B | Pat THOMAS | Lotus Elan S1 | 10 | 00:18:16.15 | 53.03 | 114.69 | 71.26 | 1:47.54 | 4 | 116.90 | 72.64 |
| 7 | 23 | B | Stephen OLIVER | Lotus Elise | 10 | 00:18:17.02 | 53.90 | 114.60 | 71.21 | 1:47.32 | 8 | 117.14 | 72.79 |
| 8 | 28 | B | Stephen McINTOSH | Lotus Elise | 10 | 00:18:35.04 | 1:11.92 | 112.75 | 70.06 | 1:47.66 | 9 | 116.77 | 72.56 |
| 9 | 91 | C | Daniel WATT | Porsche 911 | 10 | 00:18:38.60 | 1:15.48 | 112.39 | 69.83 | 1:49.60 | 10 | 114.70 | 71.27 |
| 10 | 57 | D | Mike GARDINER | TVR Tasmin 280 | 10 | 00:18:50.94 | 1:27.82 | 111.16 | 69.07 | 1:51.08 | 5 | 113.18 | 70.32 |
| 11 | 7 | C | Chris VAREY | Porsche 968CS | 10 | 00:18:52.78 | 1:29.66 | 110.98 | 68.96 | 1:50.81 | 5 | 113.45 | 70.49 |
| 12 | 44 | B | John CARTER | Alfasud Sprint | 10 | 00:18:58.99 | 1:35.87 | 110.38 | 68.58 | 1:51.33 | 10 | 112.92 | 70.16 |
| 13 | 80 | D | Steve LEWIS | TVR Tasmin 280 | 9 | 00:17:47.05 | 1 LAP | 106.03 | 65.89 | 1:56.64 | 3 | 107.78 | 66.97 |
| 14 | 99 | D | Stephen KEATING | TVR Tasmin 280 | 9 | 00:18:11.55 | 1 LAP | 103.65 | 64.41 | 1:58.24 | 4 | 106.32 | 66.06 |
| 15 | 83 | D | Richard THORPE | TVR Tasmin 280 | 9 | 00:18:12.51 | 1 LAP | 103.56 | 64.35 | 1:58.21 | 7 | 106.35 | 66.08 |
| 16 | 58 | D | Stephen BECK | TVR Tasmin 280 | 9 | 00:18:12.75 | 1 LAP | 103.54 | 64.34 | 1:57.75 | 2 | 106.77 | 66.34 |
| 17 | 81 | D | Simon LINDLEY | TVR Tasmin 280 | 9 | 00:18:16.12 | 1 LAP | 103.22 | 64.14 | 1:58.46 | 9 | 106.13 | 65.94 |
| 18 | 89 | D | Doug ELLWOOD | TVR Tasmin 280 | 9 | 00:18:30.69 | 1 LAP | 101.87 | 63.30 | 1:59.06 | 5 | 105.59 | 65.61 |
| 19 | 78 | D | Paul FENTON | TVR Tasmin | 9 | 00:19:01.23 | 1 LAP | 99.14 | 61.60 | 2:02.89 | 7 | 102.30 | 63.56 |
| | | | | | NOT CLASSIFIED | | | | | | | | |
| 94 | D | Patrick SMITH | TVR Tasmin 280 | 7 | 00:14:39.66 | D.N.F. | 100.04 | 62.16 | 1:59.65 | 5 | 105.07 | 65.29 | |
| 48 | C | Nicky WILSON | Renault Spider | 5 | 00:09:03.55 | D.N.F. | 115.64 | 71.86 | 1:45.06 | 3 | 119.66 | 74.35 | |
| 41 | C | John ROBERTS | Renault Spider | 2 | 00:03:47.08 | D.N.F. | 110.72 | 68.80 | 1:47.34 | 2 | 117.12 | 72.77 | |

FASTEST LAP

| | | | | | | | | |
|----|---|---------------|----------------|---------|--------|---|------------|-----------|
| 37 | C | Rick LLOYD | Morgan + 8 | 1:41.90 | on lap | 4 | 123.37 KPH | 76.66 MPH |
| 75 | B | Darryl DAVIS | Lotus Elise | 1:45.56 | on lap | 2 | 119.10 KPH | 74.00 MPH |
| 57 | D | Mike GARDINER | TVR Tasmin 280 | 1:51.08 | on lap | 5 | 113.18 KPH | 70.32 MPH |

Class D Lap Record

Non-starter - 77

UNISYS service

750 MOTOR CLUB - CADWELL PARK

MST sports timing

DATE - 10-09-00

START - 15:01

WEATHER/TRACK - SUNNY / DRY

ISSUED - 15:26



Race Results

Sports 2000 Championship

PROVISIONAL RESULT FOR RACE 6

750 Motor Club Sports 2000

| POS | NO. | CL | DRIVER | CAR | LAPS | RACE TIME | BEHIND | KPH | MPH | BEST LAP | ON | KPH | MPH |
|-----|-----|----|------------------|-------------------|------|-------------|---------|--------|-------|----------|----|--------|-------|
| 1 | 4 | | David PEGLEY | Lola T86-90 | 8 | 00:12:09.93 | | 137.79 | 85.61 | 1:29.30 | 8 | 140.78 | 87.48 |
| 2 | 61 | | Andy CROCKETT | Radical Clubsport | 8 | 00:12:47.53 | 37.60 | 131.04 | 81.42 | 1:33.87 | 5 | 133.93 | 83.22 |
| 3 | 19 | | Richard ATKINSON | Nemesis RME 97/98 | 8 | 00:12:59.57 | 49.64 | 129.01 | 80.16 | 1:35.91 | 7 | 131.08 | 81.45 |
| 4 | 1 | | Mike FRY | WEV | 8 | 00:13:00.19 | 50.26 | 128.91 | 80.10 | 1:35.63 | 6 | 131.46 | 81.68 |
| 5 | 2 | | Dallas JACKSON | Shrike P16 | 8 | 00:13:36.26 | 1:26.33 | 123.21 | 76.56 | 1:35.97 | 3 | 131.00 | 81.40 |

NOT CLASSIFIED

FASTEST LAP

4 David PEGLEY Lola T86-90 1:29.30 on lap 8 140.78 KPH 87.48 MPH
NEW LAP RECORD

Non-starter - 21

UNISYS service

750 MOTOR CLUB - CADWELL PARK

MST sports timin

DATE - 10-09-00

START - 15:44

WEATHER/TRACK - BRIGHT / DRY

ISSUED - 16:02



Race Results

REMARC TECHNOLOGIES LIMITED Formula Vee Championship 2000

PROVISIONAL RESULT FOR RACE 7

REMARC Formula Vee

| POS | NO. | CL | DRIVER | CAR | LAPS | RACE TIME | BEHIND | KPH | MPH | BEST LAP | ON | KPH | MPH |
|-----|-----|----|-------------------|------------------|------|-------------|---------|--------|-------|----------|----|--------|-------|
| 1 | 93 | | Ian BARRETT | Leastone | 10 | 00:16:34.32 | | 126.44 | 78.56 | 1:37.90 | 7 | 128.41 | 79.79 |
| 2 | 83 | | Craig DAVIS | Leastone JH002 | 10 | 00:16:34.46 | 0.14 | 126.42 | 78.55 | 1:37.61 | 7 | 128.80 | 80.03 |
| 3 | 2 | | Jeremy CLARK | Spyder GAC | 10 | 00:16:40.57 | 6.25 | 125.65 | 78.07 | 1:38.62 | 5 | 127.48 | 79.21 |
| 4 | 12 | | Kevin GILLESPIE | Leastone 00 | 10 | 00:16:40.92 | 6.60 | 125.60 | 78.04 | 1:38.72 | 4 | 127.35 | 79.13 |
| 5 | 45 | | Bill BURNETT | Sheane | 10 | 00:16:53.64 | 19.32 | 124.03 | 77.06 | 1:39.45 | 4 | 126.41 | 78.55 |
| 6 | 16 | | Alan HARDING | Leastone 2000 | 10 | 00:16:55.79 | 21.47 | 123.76 | 76.90 | 1:39.45 | 8 | 126.41 | 78.55 |
| 7 | 37 | | Paul MITSON | Sheane | 10 | 00:16:57.89 | 23.57 | 123.51 | 76.74 | 1:39.70 | 5 | 126.10 | 78.35 |
| 8 | 88 | | Guy BELLINGHAM | Scarab Mk2 | 10 | 00:17:03.38 | 29.06 | 122.84 | 76.33 | 1:40.24 | 8 | 125.42 | 77.93 |
| 9 | 29 | | Simon READMAN | Spyder | 10 | 00:17:11.19 | 36.87 | 121.91 | 75.75 | 1:40.34 | 8 | 125.29 | 77.85 |
| 10 | 10 | | Jon RANDALL | Kaimann | 10 | 00:17:15.82 | 41.50 | 121.37 | 75.41 | 1:41.84 | 3 | 123.45 | 76.70 |
| 11 | 23 | | Andy METCALF | Leastone | 10 | 00:17:20.17 | 45.85 | 120.86 | 75.10 | 1:41.86 | 8 | 123.42 | 76.69 |
| 12 | 57 | | Neil CHILLEYSTONE | Scarab Mk2 | 10 | 00:17:21.05 | 46.73 | 120.76 | 75.03 | 1:42.08 | 8 | 123.16 | 76.52 |
| 13 | 24 | | Alan ROBINSON | Leastone AHS | 10 | 00:17:21.42 | 47.10 | 120.72 | 75.01 | 1:42.43 | 6 | 122.73 | 76.26 |
| 14 | 65 | | Michael FENWICK | Leastone JH002 | 10 | 00:17:21.90 | 47.58 | 120.66 | 74.97 | 1:42.29 | 10 | 122.90 | 76.37 |
| 15 | 86 | | Richard HARRIS | Sheane FV97 | 10 | 00:17:36.80 | 1:02.48 | 118.96 | 73.92 | 1:43.08 | 5 | 121.96 | 75.78 |
| 16 | 54 | | Ian FULLER | Rossallini FV931 | 10 | 00:17:37.48 | 1:03.16 | 118.88 | 73.87 | 1:42.95 | 9 | 122.11 | 75.88 |
| 17 | 51 | | Alistair HESLOP | Scarab Mk4 | 10 | 00:17:38.19 | 1:03.87 | 118.80 | 73.82 | 1:43.13 | 8 | 121.90 | 75.74 |
| 18 | 58 | | Bill STENNING | Spyder | 10 | 00:17:38.72 | 1:04.40 | 118.74 | 73.78 | 1:43.17 | 9 | 121.85 | 75.71 |
| 19 | 47 | | William REDMAN | Scarab | 10 | 00:17:56.51 | 1:22.19 | 116.78 | 72.56 | 1:45.55 | 3 | 119.11 | 74.01 |
| 20 | 21 | | Derek WILLETTS | Falcon Mk2 | 10 | 00:18:07.90 | 1:33.58 | 115.56 | 71.80 | 1:46.83 | 3 | 117.68 | 73.12 |
| 21 | 98 | | Craig HIGGINS | Sheane | 9 | 00:17:06.87 | 1 LAP | 110.18 | 68.46 | 1:51.32 | 5 | 112.93 | 70.17 |
| 22 | 50 | | James CONYERS | Conyers V1 | 9 | 00:17:07.41 | 1 LAP | 110.13 | 68.43 | 1:51.10 | 5 | 113.16 | 70.31 |
| 23 | 78 | | Ricky COLE | ARI Mk4 | 9 | 00:17:07.73 | 1 LAP | 110.09 | 68.41 | 1:51.06 | 6 | 113.20 | 70.34 |

NOT CLASSIFIED

FASTEST LAP

83 Craig DAVIS Leastone JH002 1:37.61 on Lap 7 128.80 KPH 80.03 MPH
NEW LAP RECORD

Non-starter - 60

UNISYS service

750 MOTOR CLUB - CADWELL PARK

MST sports timin

DATE - 10-09-00

START - 16:08

WEATHER/TRACK - BRIGHT / DRY

ISSUED - 16:31



Race Results

GOLD ARTS / Championship 2000

PROVISIONAL RESULT FOR RACE 8

Goldarts/Lotus 7 Club 7 - Class C

| POS | NO. | CL | DRIVER | CAR | LAPS | RACE TIME | BEHIND | KPH | MPH | BEST LAP | ON | KPH | MPH |
|-----|-----|------------------|-----------------------|-----------------------|----------------|-------------|--------|--------|-------|----------|----|--------|-------|
| 1 | 30 | C | Frazer GIBNEY | Caterham 7 Supersport | 8 | 00:13:46.15 | | 121.74 | 75.64 | 1:41.48 | 6 | 123.88 | 76.98 |
| 2 | 73 | C | Nic FAIRMAN | Caterham 7 | 8 | 00:13:48.68 | 2.53 | 121.37 | 75.41 | 1:41.53 | 5 | 123.82 | 76.94 |
| 3 | 20 | C | Chris WOOD | Caterham 7 | 8 | 00:13:57.78 | 11.63 | 120.05 | 74.59 | 1:43.12 | 7 | 121.91 | 75.75 |
| 4 | 74 | C | Simon FAIRMAN | Caterham 7 | 8 | 00:13:58.33 | 12.18 | 119.97 | 74.54 | 1:43.25 | 7 | 121.76 | 75.66 |
| 5 | 21 | C | Peter RATCLIFF | Caterham 7 | 8 | 00:13:58.51 | 12.36 | 119.94 | 74.53 | 1:42.87 | 4 | 122.21 | 75.94 |
| 6 | 62 | C | Matt SHIRES | Caterham 7 Supersport | 8 | 00:13:59.07 | 12.92 | 119.86 | 74.48 | 1:43.10 | 3 | 121.94 | 75.77 |
| 7 | 9 | C | Nigel HORSMAN | Caterham 7 Supersport | 8 | 00:13:59.91 | 13.76 | 119.74 | 74.40 | 1:42.84 | 7 | 122.25 | 75.96 |
| 8 | 42 | C | John BENFIELD | Caterham 7 | 8 | 00:14:02.59 | 16.44 | 119.36 | 74.17 | 1:43.16 | 6 | 121.87 | 75.72 |
| 9 | 7 | C | Ashley CROFT | Caterham 7 | 8 | 00:14:14.49 | 28.34 | 117.70 | 73.13 | 1:44.18 | 3 | 120.67 | 74.98 |
| 10 | 69 | C | Richard WEBB | Caterham K | 8 | 00:14:29.46 | 43.31 | 115.67 | 71.87 | 1:46.15 | 6 | 118.43 | 73.59 |
| 11 | 77 | C | Ian BROWN | Caterham Super 7 | 8 | 00:14:42.91 | 56.76 | 113.91 | 70.78 | 1:43.75 | 2 | 121.17 | 75.29 |
| | | | | | NOT CLASSIFIED | | | | | | | | |
| 36 | C | David LITCHFIELD | Caterham 7 Supersport | 1 | 00:01:52.32 | D.N.F. | | 111.93 | 69.55 | 1:52.32 | 1 | 111.93 | 69.55 |

FASTEST LAP

30 C Frazer GIBNEY Caterham 7 Supersport 1:41.48 on lap 6 123.88 KPH 76.98 MPH
NEW LAP RECORD

Handwritten signature: M. Smith

UNISYS service

750 MOTOR CLUB - CADWELL PARK

Handwritten signature MST sports timin

DATE - 10-09-00

START - 16:31

WEATHER/TRACK - BRIGHT / DRY

ISSUED - 16:51



Race Results

GOLD ARTS // Championship 2000

PROVISIONAL RESULT FOR RACE 9

Goldarts/Lotus 7 Club 7 - Class A/B

| POS | NO. | CL | DRIVER | CAR | LAPS | RACE TIME | BEHIND | KPH | MPH | BEST LAP | ON | KPH | MPH |
|-----|-----|----|---------------------|------------------------|------|-------------|---------|--------|-------|----------|----|--------|-------|
| 1 | 3 | A | Martin STEWART | Caterham Super 7 | 8 | 00:13:19.37 | | 125.82 | 78.18 | 1:38.40 | 6 | 127.76 | 79.39 |
| 2 | 5 | A | Keith DUNN | Caterham Superlight R | 8 | 00:13:22.36 | 2.99 | 125.35 | 77.89 | 1:38.68 | 5 | 127.40 | 79.16 |
| 3 | 28 | A | Steve KELSEY | Caterham 7 | 8 | 00:13:28.12 | 8.75 | 124.45 | 77.33 | 1:39.42 | 5 | 126.45 | 78.57 |
| 4 | 51 | A | Patrick HAVILL | Caterham Supersprint | 8 | 00:13:28.98 | 9.61 | 124.32 | 77.25 | 1:39.74 | 7 | 126.04 | 78.32 |
| 5 | 82 | A | Martyn BUTCHER | Caterham Superlight | 8 | 00:13:31.02 | 11.65 | 124.01 | 77.05 | 1:39.45 | 8 | 126.41 | 78.55 |
| 6 | 88 | A | Richard INCE | Caterham Superlight | 8 | 00:13:45.78 | 26.41 | 121.79 | 75.68 | 1:41.21 | 6 | 124.21 | 77.18 |
| 7 | 19 | A | Chris PORRITT | Caterham 7 | 8 | 00:13:46.16 | 26.79 | 121.74 | 75.64 | 1:41.05 | 5 | 124.41 | 77.30 |
| 8 | 31 | A | John TAYLOR | Caterham 7 | 8 | 00:13:48.15 | 28.78 | 121.44 | 75.46 | 1:41.30 | 3 | 124.10 | 77.11 |
| 9 | 63 | A | Andy TOONE | Caterham 7 | 8 | 00:13:53.94 | 34.57 | 120.60 | 74.94 | 1:42.24 | 3 | 122.96 | 76.40 |
| 10 | 49 | A | Ian WALE | Caterham Super 7 | 8 | 00:14:03.16 | 43.79 | 119.28 | 74.12 | 1:42.05 | 8 | 123.19 | 76.55 |
| 11 | 30 | A | Ian BUTLER | Caterham 7 | 8 | 00:14:04.06 | 44.69 | 119.15 | 74.04 | 1:43.07 | 3 | 121.97 | 75.79 |
| 12 | 25 | A | Peter LAWRENCE | Caterham HPC | 8 | 00:14:10.77 | 51.40 | 118.21 | 73.45 | 1:42.84 | 7 | 122.25 | 75.96 |
| 13 | 97 | A | John PRAGNELL | Caterham 7 | 8 | 00:14:22.54 | 1:03.17 | 116.60 | 72.45 | 1:44.95 | 5 | 119.79 | 74.43 |
| 14 | 8 | B | John KILLICK | Caterham 7 | 8 | 00:14:23.57 | 1:04.20 | 116.46 | 72.36 | 1:45.16 | 6 | 119.55 | 74.28 |
| 15 | 98 | B | Tim LAMB | Caterham 7 | 8 | 00:14:30.99 | 1:11.62 | 115.47 | 71.75 | 1:46.39 | 6 | 118.17 | 73.42 |
| 16 | 39 | B | Anthony SHAUGHNESSY | Caterham 7 Supersprint | 8 | 00:15:07.97 | 1:48.60 | 110.77 | 68.83 | 1:50.52 | 7 | 113.75 | 70.68 |

NOT CLASSIFIED

FASTEST LAP

| | | | | | | | | |
|---|---|----------------|------------------|---------|--------|---|------------|-----------|
| 3 | A | Martin STEWART | Caterham Super 7 | 1:38.40 | on Lap | 6 | 127.76 KPH | 79.39 MPH |
| 8 | B | John KILLICK | Caterham 7 | 1:45.16 | on Lap | 6 | 119.55 KPH | 74.28 MPH |

CLASS A LAP RECORD

Handwritten notes:
H.D. ...
... ..

Non-starter - 87

UNISYS service

750 MOTOR CLUB - CADWELL PARK

MST sports timin

DATE - 10-09-00

START - 16:52

WEATHER/TRACK - BRIGHT / DRY

ISSUED - 17:12