

SEVEN FIFTY MOTOR CLUB

Championship Car Races



OFFICIAL PROGRAMME

MALLORY PARK

March 12th

£2.00

PROGRAMME AMENDMENT SHEET MALLORY PARK - 12/3/00

Please add the following:

Formula	No	CLASS	Driver	Cardetails	ccs	Hometown	CLUB
7	19 A		Chris Porrirt	Caterham 7	1588	Brackley	750
	62 C		Matt Shires	Caterham 7 Supersports	1400	Redhill	750
	82 C		Graeme Smith	Caterham 7	1400	Macclesfield	750
750 Formula	25 B		John Addy	Hague 76	850	York	750
Kit Car	2 C		Steve Taylor	Sylva Striker	1800	Swavesey	750
	46 C		Paul Gill	Sylva Striker MK2	1800	Birmingham	750
Locost	11		Tim Earnshaw	Locost	1300	Cheltenham	750
	12		Barry Matthews	Locost	1300	Wellingborough	750
Roadsports	19 C		Andy Middleton	Porsche 993	3600	Lincoln	750
	30 C		Trudy Thompson	Porsche 911	3200	Puttenham	750
	31 C		Basil Demeroutis	Porsche 911 GT3	3600	London	750

Please delete the following:

Formula	No	CLASS	Driver	Cardetails	ccs	Hometown	CLUB
750 Formula	51 B		Dave Hargrave	Centaur MK15	850	Sheffield	750
Kit Car	73 B		Martin Stewart	Sylva Phoenix	1598	Dartford	750
Roadsports	13 C		Chris Acklam	Morgan +8	3900	Ashford	750
	22 A		Steve Jay	Clan Crusader	998	Bury	750
	57 D		Mike Gardiner	TVR Tasmin 280	2800	Solihull	750
	96 D		Simon Bowes	TVR Tasmin 280	2800	Guildford	750
Sports 2000	67		Gordon Milner	Radical Clubsport	1100	Northampton	750



This meeting is held under the General Regulations of the MSA Ltd (incorporating the provisions of the International Sporting Code of the FIA) and the Supplementary Regulations, Final Instructions and any written instructions which the Organisers issue for the race meeting. MSA Permit No: 860

TIMETABLE of EVENTS

(all times are approximate)

	Practice	Race
Goldarts/Lotus 7 Club 7 Championship - classes A + B	9.30	1.45/5.15
750 Motor Club Sports 2000 Championship	9.50	2.05
Goldarts/Lotus 7 Club 7 Championship - class C	10.15	2.30/5.40
H.R.Owen Roadsports Championship	10.35	2.55
Grass Roots Group Kit Car Championship - class A	11.00	3.20
Formula Junior Championship	11.20	3.40
Autoscribe 750 Formula Championship	11.45	4.05
Haynes Locost Series	12.05	4.25
Grass Roots Group Kit Car Championship - classes B + C	12.30	4.50

The organisers reserve the right, with the permission of the Stewards of the Meeting and/or the Clerk of Course, to change the order in which events are run and to postpone, cancel or abandon the meeting or any part thereof.



RACE MEETING OFFICIALS

MSA STEWARD

G.P.J.Strong

CLERKS OF COURSE

R.Adaway F.Blann

DEPUTY CLERKS

J.Floyd M.Wootten

CLUB STEWARDS

V.Adaway V.Ayres

TIMEKEEPERS

T.Stevens A.Stevens

A.Preston F.Baxter

A.Bilverstone D.Butcher

A.Hancock

SCRUTINEERS

D.F.D.Smith P.Beaumont

D.Lovie S.Ford

D.Baxter C.Baker

I.Brocklesby

INCIDENT OFFICER

A.Bennett

CHIEF MARSHAL

P.Harding

CHIEF OBSERVER

P. Stenning

CHIEF MEDICAL OFFICER

Dr.Cracknell

RACE RESCUE UNIT

750 Motor Club

COMMENTATOR

D.Addison

SECRETARY OF THE MEETING

Robin Knight

MARSHALS


750 Motor Club
BMRMC & friends

Races 1 & 10

12 Laps

GoldArts/Lotus 7 Club 7 Championship

NO	CLS	DRIVER	CAR DETAILS	CCS	HOMETOWN	CLUB
1	A	Jon Milicevic	Caterham Superlight	2000	Towcester	750
2	B	Barry Ely	Lotus 7 S2	1595	Woodford Green	750
3	A	Martin Stewart	Caterham Super 7	2000	Dartford	750
5	A	Keith Dunn	Caterham Superlight R	1800	Droitwich Spa	750
8	B	John Killick	Caterham 7	1600	Bexleyheath	750
21	A	Peter Shaw	Caterham Super 7	2000	Basingstoke	750
25	A	Peter Lawrence	Caterham HPC	1998	Thame	750
27	A	Danny Wright	Caterham 7	2000	Beckley	750
31	A	John Taylor	Caterham 7	2000	Great Glen	750
34	A	Nick Wigley	Caterham Superlight	1800	Ellens Green	750
47	A	Mike Meade	Caterham 7	2000	Chelmsford	750
48	B	Gerald Simpson	Caterham Supersprint	1700	Churton	750
49	A	Ian Wale	Caterham Super 7	2000	Chesterfield	750
51	A	Patrick Havill	Caterham Supersprint	1700	Wimborne	750
69	B	Stuart Phethean	Caterham Roadsport	1600	Mossley	750
81	A	Mike Turnbull	Caterham Super 7	1700	London	750
82	A	Martyn Butcher	Caterham Superlight	1800	Brierley Hill	750
87	A	Mark Lanyon	Caterham Super 7	1700	London	750




The 2000 GoldArts/Lotus 7 Club 7 Championship is for Caterham / Lotus 7 running in 3 classes. Class A is for 1700 Xflow, 2000cc Vauxhall and Ford Zetec, 1700 twincam & 1600 K series; B includes 1600cc twincam, 1800 Ford Zetec, 1800, 1600 & 1400cc K Series. All have to run on a choice of Yokohama tyres and a minimum weight of 600 kgs including the driver. The championship enjoys support from GoldArts Jewellers & the Lotus 7 Club.

Race 2

15 Laps

750 Motor Club Sports 2000 Championship

NO	DRIVER	CAR DETAILS	CCS	HOMETOWN	CLUB
1	Mike Fry	WEV	1700	Manchester	750
2	Dallas Jackson	Shrike P16	2000	Wickford	750
4	David Pegley	Lola T86-90	2000	Wisborough Green	750
6	Nick Barnett	Lola T86/90	2000	London	750
13	Phil Wadsley	Radical Clubsport	1100	Bletchley	750
25	Tom Boardman	Chevron B52	2000	Forton	750
26	David Meek	Mallock Mk24B	1300	Towcester	750
61	Andy Crockett	Radical Clubsport	1100	Redditch	750
67	Gordon Milner	Radical Clubsport	1100	Northampton	750
77	Graham Onion	Phantom P94	2000	Hixon	750



The 750 Motor Club Sports 2000 Championship is for front or rear engined two seater sports racing cars using a wide variety of engines (Ford Zetec, 1700cc Ford Xflow, Ford YAC, Ford 'Pinto', Vauxhall 1.6v 2 litre, Rover 1.600 'K' series and production motorcycle engines of up to 146 bhp). Cars may be converted Sports 200, Clubmans, Vauxhall Supersports or other proprietary makes, plus purpose-built specials such as the WEV. To help even-out performance differences there are minimum weights for each category and the top three in each race will be awarded ballast for future races.

Races 3 & 11

12 Laps

Goldarts/Lotus 7 Club 7 Championship

NO	CLS	DRIVER	CAR DETAILS	CCS	HOMETOWN	CLUB
3	C	Neil Turner	Caterham Supersport	1400	Bristol	750
7	C	Ashley Croft	Caterham 7	1400	Letchworth	750
8	C	Paul Bailey	Caterham Super 7	1400	Oxford	750
9	C	Nigel Horsman	Caterham 7 Supersport	1400	Castle Donington	750
20	C	Chris Wood	Caterham 7	1400	London	750
21	C	Peter Ratcliff	Caterham 7	1400	Epsom	750
22	C	Scott Fitzgerald	Caterham 7	1400	Tadley	750
23	C	William Brown	Caterham 7	1400	Windlesham	750
24	C	Chris Batten	Caterham 7	1400	Bournemouth	750
25	C	Tom Boardman	Caterham 7	1400	Forton	750
28	C	Cliff Gray	Caterham 7	1400	Hurley	750
30	C	Frazer Gibney	Caterham 7 Supersports	1400	London	750
34	C	Nick Wigley	Caterham 7	1400	Ellens Green	750
36	C	David Litchfield	Caterham 7 Supersports	1400	Wimbledon	750
46	C	Ben Woodhouse	Caterham Super 7	1400	Richmond	750
54	C	Philip Richardson	Caterham Super 7	1400	Windlesham	750
61	C	James Dutson	Caterham 7	1400	Christchurch	750
63	C	Colin Chapman	Caterham 7	1400	Eckington	750
69	C	Richard Webb	Caterham K	1400	Fairford	750
73	C	Nic Fairman	Caterham 7	1400	Croydon	750
74	C	Simon Fairman	Caterham 7	1400	Fetcham	750
77	C	Ian Brown	Caterham Super 7	1400	Stevenage	750
79	C	Peter Clark	Caterham 7 Supersports	1400	Finedon	750
88	C	Ed Taylor	Caterham 7	1400	Stoke By Clare	750
99	C	Fenton Ramsahoye	Caterham 7 Supersports	1400	Clapham Common	750

GOLD ARTS

www.lotus7club.co.uk

FOR LOTUS & CATERHAM SEVEN ENTHUSIASTS

The 2000 GoldArts/Lotus 7 Club 7 Championship is for Caterham / Lotus 7 running in 3 classes. Class A is for 1700 Xflow, 2000cc Vauxhall and Ford Zetec, 1700 twincam & 1600 K series; B includes 1600cc twincam, 1800 Ford Zetec, 1800, 1600 & 1400cc K Series. All have to run on a choice of Yokohama tyres and a minimum weight of 600 kgs including the driver. The championship enjoys support from Goldarts Jewellers & the Lotus 7 Club.

Race 4

12 Laps

H.R.Owen Roadsports Championship

NO	CLS	DRIVER	CAR DETAILS	CCS	HOMETOWN	CLUB
1	A	Kevin Ginger	Triumph Spitfire	1296	West Grinstead	750
2	A	Pete Richards	Clan Crusader	998	March	750
6	B	Paul Keevill	Lotus Elan S3	1598	Hemel Hempstead	750
7	C	Chris Varey	Porsche 968CS	2900	Cirencester	750
13	C	Chris Acklam	Morgan + 8	3900	Ashford	750
16	C	Jason Eker	Lotus Elise	1800	Maidstone	750
22	A	Steve Jay	Clan Crusader	998	Bury	750
23	B	Stephen Oliver	Lotus Elise	1800	Ely	750
27	C	Martin Hope	Renault Spider	2000	Alton	750
28	B	Stephen McIntosh	Lotus Elise	1796	Southfields	750
34	B	David Long	Lotus Elan	1558	Flax Bourton	750
35	A	Roy Adams	Ginetta G15	998	Abingdon	750
36	C	Mal Davison	Porsche 911	3500	Tamworth	750
37	C	Rick Lloyd	Morgan + 8	4600	Burley	750
47	C	Richard Burnett	Porsche 968CS	2990	Brinkworth	750
51	B	Stephen Bamford	Datsun 240Z	2400	Inkberrow	750
57	D	Mike Gardiner	TVR Tasmin 280	2800	Solihull	750
58	D	Stephen Beck	TVR Tasmin 280	2800	Wafford	750
63	B	Richard Ball	Lotus Elan S3	1558	Lutterworth	750
66	C	John Reed	Renault Spider	1998	Great Bardfield	750
72	C	Steve Rogers	Porsche 911	3600	Shipleigh	750
74	A	Michael Cook	Triumph Spitfire	1296	Pitsford	750
77	B	David Dawson	Evante 140TC	1593	Grantham	750
80	D	Steve Lewis	TVR Tasmin 280	2800	Newton Longville	750
85	D	Edward Hasler	TVR Tasmin 280	2800	London	750
96	D	Simon Bowes	TVR Tasmin 280	2800	Guildford	750

H.R. OWEN

H.R. OWEN PLC

The H.R. Owen Roadsports Championship is the most varied and competitive sports car category in the country, attracting cars from five decades, over ten different manufacturers and has in excess of 110 eligible models of sports cars currently listed. With four carefully chosen class structures to ensure close competition for everyone, even cars from one-make series will find a place with more interesting competition. All cars must run on road legal tyres, but considerable engine tuning and modifications to suspension and brakes are

Race 5

12 Laps

Grass Roots Group Kit Car Championship

NO	CLS	DRIVER	CAR DETAILS	CCS	HOMETOWN	CLUB
1	A	Jonathan White	Sylva Striker	1700	Frome	750
9	A	Graham Taylor	Westfield SE	1700	Lytham	750
15	A	Andy Charsley	Fisher Fury	1700	Bromley	750
20	A	Clive Turner	Autotune Gemini	3000	Sandiacre	750
35	A	Trevor Atkinson	Dutton Phaeton	3500	Kendal	750
36	A	Wayne Astbury	Sylva Phoenix	1600	Cannock	750
38	A	David Robinson	Sylva Striker	1998	Rotherfield	750
40	A	Cliff Barnes	YKC Roadster	3500	Andover	750
41	A	Steve Owen	Sylva Clubman	1660	Rippenden	750
42	A	Tom Thornton	Sylva Striker Mk2	1600	Wimbledon	750
54	A	Andrew Ward	Sylva Striker	1700	Kettering	750
56	A	Patrick Mcdermott	Westfield SE	1700	Wolverhampton	750
57	A	Ken Marsh	Dutton Melos	3500	Bury	750
60	A	Andy Sterling	Dax Rush	3600	Brockenhurst	750
67	A	Charles Sterling	Sylva Phoenix	1660	Walkern	750
72	A	Matthew Lewis	Eldon Roadster	3528	Woking	750
77	A	Mark Owen	Sylva Striker Mk3	1600	Welwyn Garden City	750
82	A	Dan Compton	Sylva Mk2	1700	London	750
84	A	Christopher Brown	Westfield SE	1700	London	750
88	A	Bryan Healey	Sylva Phoenix	1700	Poynton	750

grg.com
kitcar championship **2000**

The Kit Car Championship, sponsored by The Grass Roots Group PLC, is for road legal front-engined Kit Cars. The engine regulations allow considerable freedom whilst there are limitations on the design of rear suspension and transmission. There are three classes, A - up to 1660 cc, B - 1661 to 3500cc and class C - 1800 Ford Zetec.

Race 6

12 Laps

Historic Formula Junior Championship

NO	CLS	DRIVER	CAR	CCS	HOMETOWN	CLUB
4.	A	Derek Walker	Terrier Mk IV	1100	Altrincham	AMOC
7.	A	Duncan Rabagliati	Alexis HF1	998	Wimbledon	750
8.	A	Mark Woodhouse	Elva 100	1098	Bromsgrove	FJHRA
10.	A	Paul Hewes	Lola Mk2	1098	Bury St Edmunds	750
11.	A	David Stevenson	Mallock U2	1098	Chichester	VSCC
18.	A	Ian Scott	Elva 100	1060	Middle Barton	VSCC
31.	B	Neil Daws	Lotus 18	1098	Cheltenham	FJHRA
32.	B	Marcus Mussa	Lotus 18	997	Monaco	A.C.MONACO
36.	B	Clive Wilson	Cooper	997	Ullingswick	FJHRA
40.	B	Andrew Bradshaw	Lotus 18	997	St Brides	FJHRA
43.	B	Cecil Schumacher	Cooper	1098	Church Brampton	VSCC
46.	B	Robert Saunders	Elva FJ 200	1100	Wellesbourne	FJHRA
49.	B	Julian Wakeley	Elva 200	992	West Byfleet	FJHRA
55.	C	Len Selby	Cooper T56	1100	Leighton Buzzard	AMOC
59.	C	Robin Longdon	Lola Mk 5A	1098	Knutsford	AMOC
65.	C	Clifford Jowsey	Lotus 22	1098	Whitby	FJHRA
67.	C	Andrew Mason	Cooper T67	1098	Battersea	FJHRA
70.	C	Bob Birrell	Brabham BT6	1098	Driffield	AMOC
76.	C	John Ferris	Elva	998	Englefield Green	FJHRA
77.	C	F. R. C Boothby	Lotus 20	1098	Peasenhall	AMOC
81.	C	Paul Dudley	Lotus 22 FJ	1098	Witney	FJHRA
84.	C	Mike Hibbern	Lotus 20/22	1098	Slough	FJHRA
94.	D	Mark Reichman	Emeryson F3	500	Southam	FJHRA
99.	E	Nicholas Lees	Barnett	998	Moreton In Marsh	FJHRA

The Historic Formula Junior Championship is organised by the Aston Martin Owners Club and is open to single seater racing cars complying with Formula Junior (1958 - 1963) and 500cc Formula 3 (1946 - 1962). Class structures are : A - front engined FJ built and raced before 31.12.60; B - rear engined FJ built and raced before 31.12.60; C - front and rear engined FJ built and race between 1.1.61 and 31.12.63; D - 500cc F3 cars built and raced before 31.12.63; E - non-production 1000cc F3 built and raced between 1.1.64 and 31.12.65.

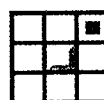
Race 7

12 Laps

Autoscribe 750 Formula Championship

NO	CLS	DRIVER	CAR DETAILS	CCS	HOMETOWN	CLUB
2		Bob Simpson	SS Reliant	850	West Drayton	750
3		Pete Knipe	DNC F750	850	Bracknell	750
6		Antony Raine	Centaur Mk16	850	Verwood	750
9		Peter Bove	Darvi 88/P	850	Essendon	750
12	B	Andrew Lake	Darvi Mk5B	850	Bedford	750
13	B	Paul Morris	Wessex Hague	850	Fareham	750
17	B	Steve Boothe	Harrison	850	Bracknell	750
26	B	Gethyn Powell	GPR	850	Mold	750
27	B	Sue Buxton	Darvi Mk5/97	850	West Malling	750
35		Andrew Johnston	ODAC.1	850	Charvil	750
39	B	Andrew Gent	Darvi 88/2	850	Knutsford	750
42	B	Martin Kemp	Darvi Mk6	850	Aldershot	750
50		Rodney Hill	Mystic T4/21	850	Ashby De La Zouch	750
51	B	Dave Hargrave	Centaur Mk15	850	Sheffield	750
55	B	Roger Rowe	Centaur	850	Kidderminster	750
76		Bob Couchman	BCR 2000	850	Tadworth	750
77	B	Nige Cowley	Cowley MkIV	850	Doncaster	750
99	B	Adrian Daniels	Kaz 96	850	Reading	750

Autoscribe



750 Formula is for lightweight two-seater sports racing cars and was originally introduced by the 750 MC in 1949, as its first racing formula. The regulations provide ample scope for the budding amateur to design and build his own car, and to develop his skills in chassis / suspension design and engine tuning within carefully controlled limits; alternatively there are often suitable cars available for sale from within the formula.


Race 8

10 Laps

750 MC / Haynes Publishing Locost Series

NO	DRIVER	CAR DETAILS	CCS	HOMETOWN	CLUB
1	James Champion	Locost	1300	Blatherwicke	750
7	Adam Wilkinson	Locost	1300	Royston	750
8	Darren Banks	Locost	1300	Honiton	750
9	Malcolm Mitton	Locost	1300	Little Staughton	750
15	Richard Cartledge	Locost	1300	Fangfoss	750
16	Steven Taylor	Locost	1300	Ware	750
18	Philip O' Halloran	Locost	1300	Hersham	750
21	Tony Cherrington	Locost	1300	Melksham	750
22	David Cottrell	Locost	1300	Walton On Thames	750
23	Steve Kelsey	Locost	1300	Stourbridge	750
24	Gordon Dobson	Locost	1300	Biggin Hill	750
29	John Suckling	Locost	1300	Nr Keighley	750
33	Glenn Boyer	Locost	1300	Westonzoyland	750
35	Royce Grey	Locost	1300	Alresford	750
44	David Garthwaite	Locost	1300	Hull	750

BUILD YOUR OWN
SPORTS CAR
FOR AS LITTLE AS £250



WITH STEP-BY-STEP ILLUSTRATIONS

RON CHAMPION

The 750 Motor Club Locost Series was started in 1999 and is being promoted by the 750 Motor Club, with sponsorship from Haynes Publishing, to encourage newcomers to construct and race a car built to a standard specification, very much in line with the 'ethos' of the Club. The 'Locost' was originally designed by Ron Champion, a teacher at Oundle School in Peterborough, as a project for his technology pupils. Such was the success that over 50 have been constructed within the school, a very popular book has been published and it is intended that this should be yet another of the 750 Motor Club's formulae aimed squarely at getting people involved in Motorsport.

Race 9

12 Laps

Yours from Group 12 on the 12th

NO	CLS	DRIVER	CAR DETAILS	CCS	HOMETOWN	CLUB
3	C	Nigel Brown	Leader 400	1800	Great Barr	750
6	C	Clive Hudson	Sylva Phoenix	1800	Litchborough	750
7	C	Tim Harmer	Sylva Striker	1800	Pudsey	750
12	C	Andrew Owen	Sylva Phoenix	1800	Welwyn Garden City	750
16	C	Edward Hasler	Westfield SEiW	1800	London	750
17	C	Jonathan Edwards	Westfield SE	1800	Studley	750
19	B	Martin Smith	LA Gold	1600	Warley	750
25	C	Jonathan Barnett	Sylva Phoenix	1800	London	750
28	B	Andrew Wager	Westfield SE	1660	Hackney	750
29	C	John Sims	Westfield SE	1800	Hockley	750
31	C	Richard Daw	Sylva Phoenix	1800	Preston Bissett	750
44	C	Dave Sullivan	Autotune Gemini	1800	Banbury	750
45	C	Barry Obey	Sylva Striker Mk2	1800	Gt. Ellingham	750
49	B	Ian Creba	Vindicator Sprint	1660	Kings Norton	750
51	B	Robert Putnam	Vindicator Sprint	1660	Warley	750
52	B	Mark Arden	Sylva Phoenix	1600	Binbrook	750
66	C	Simon Childs	Sylva Striker	1800	Frimley	750
69	B	Nick Craddock	Sylva Striker	1660	Pewsey	750
73	B	Martin Stewart	Sylva Phoenix	1598	Dartford	750
74	C	Richard Welch	Westfield SEiW	1800	Milton Keynes	750
79	B	Tim Childs	Westfield 7SEi	1700	Coal Aston	750
85	B	Paul Evans	Sylva Phoenix	1660	Plympton St Maurice	750
99	C	Allan Lloyd	Westfield SE	1800	Swindon	750

grg.com

kitcar championship 2000

The Kit Car Championship, sponsored by The Grass Roots Group PLC, is for road legal front-engined Kit Cars. The engine regulations allow considerable freedom whilst there are limitations on the design of rear suspension and transmission. There are three classes, A - up to 1660 cc, B - 1661 to 3500cc and class C - 1800 Ford Zetec.

Goldarts/Lotus 7 Club 7 - Class A/B

PROVISIONAL RESULT - RACE 1

POS	NO	CI	NAME	NAT	TIME	LAPS	GAP	MPH	BEST
1	1	A	Jon MILICEVIC ✓	Caterham Superlight	10:10.270	12		95.56	49.980
2	3	A	Martin STEWART	Caterham Super 7	10:10.893	12	0.623	95.46	49.976
3	82	A	Martyn BUTCHER	Caterham Superlight	10:20.541	12	10.271	93.98	50.263
4	51	A	Patrick HAVILL	Caterham Supersprint	10:26.039	12	15.769	93.15	50.857
5	49	A	Ian WALE	Caterham Super 7	10:26.748	12	16.478	93.05	50.795
6	47	A	Mike MEADE	Caterham 7	10:26.955	12	16.685	93.02	51.121
7	71	A	Graham WORSFOLD ✓	Caterham 7	10:27.395	12	17.125	92.95	51.054
8	81	A	Mike TURNBULL ✓	Caterham Super 7	10:31.171	12	20.901	92.40	51.425
9	27	A	Danny WRIGHT	Caterham 7	10:37.737	12	27.467	91.44	52.062
10	21	A	Peter SHAW	Caterham Super 7	10:38.104	12	27.834	91.39	51.758
11	2	B	Barry ELY ✓	Lotus 7 S2	10:41.213	12	30.943	90.95	52.225
12	87	A	Mark LANYON ✓	Caterham Super 7	10:44.403	12	34.133	90.50	52.201
13	25	A	Peter LAWRENCE	Caterham HPC	10:44.768	12	34.498	90.45	52.133
14	69	B	Stuart PHETHEAN ✓	Caterham Roadsport	10:53.549	12	43.279	89.23	53.128
15	8	B	John KILLICK ✓	Caterham 7	10:12.382	11	1 LAP	87.29	53.773
16	34	A	Nick WIGLEY ✓	Caterham Superlight	10:18.755	11	1 LAP	86.39	53.807
17	48	B	Gerald SIMPSON ✓	Caterham Supersprint	10:42.063	11	1 LAP	83.26	56.104
NOT CLASSIFIED									
31	A	John TAYLOR	Caterham 7	3:42.225	4	D.N.F.	87.47	52.808	
FASTEST LAP									
3	A	Martin STEWART	Caterham Super 7	49.976		156.50kph	97.25mph		
2	B	Barry ELY	Lotus 7 S2	52.225		149.76kph	93.06mph		

13:58 hrs

Non-starter - 19

Mallory Park
Circuit Length = 1.350 miles.
Start: 13:44
End:

Clerk of Course: 	Stewards:	Timekeeper: 
---	-----------	--

**750MC Sports 2000
PROVISIONAL RESULT - RACE 2**

POS	NO	CI	NAME	NAT	TIME	LAPS	GAP	MPH	BEST
1	4		David PEGLEY		12:26.506	15		97.65	48.563
2	61		Andy CROCKETT		12:36.296	15	9.790	96.39	49.511
3	1		Mike FRY		12:36.738	15	10.232	96.33	49.214
4	6		Nick BARNETT		13:03.108	15	36.602	93.09	49.489
5	2		Dallas JACKSON		13:18.634	15	52.128	91.28	52.174
6	26		David MEEK		12:28.555	14	1 LAP	90.89	51.841
7	77		Graham ONION		12:34.818	14	1 LAP	90.14	52.146
8	13		Phil WADSLEY		12:38.011	14	1 LAP	89.76	52.345
9	25		Tom BOARDMAN		13:14.622	14	1 LAP	85.62	54.928
					FASTEST LAP				
4			David PEGLEY		48.563		161.06kph	100.08mph	

Mallory Park
Circuit Length = 1.350 miles.
Start: 14:04
End:

Clerk of Course:  15:29	Stewards:	Timekeeper: 
---	-----------	--

Goldarts/Lotus 7 Club 7 - Class C
PROVISIONAL AMENDEED RESULT - RACE 3 - 2nd Issue

POS	NO	CI	NAME	NAT	TIME	LAPS	GAP	MPH	BEST
1	20	C	Chris WOOD	Caterham 7	7:26.651	8		87.04	54.237
2	99	C	Fenton RAMSAHOYE	Caterham 7 Supersports	7:26.925	8	0.274	86.99	53.939
3	73	C	Nic FAIRMAN	Caterham 7	7:31.384	8	4.733	86.13	54.080
4	74	C	Simon FAIRMAN	Caterham 7	7:32.023	8	5.372	86.01	54.248
5	21	C	Peter RATCLIFF	Caterham 7	7:35.305	8	8.654	85.39	55.060
6	61	C	James DUTSON	Caterham 7	7:37.044	8	10.393	85.06	54.457
7	62	C	Matt SHIRES	Caterham 7	7:40.225	8	13.574	84.48	54.834
8	23	C	William BROWN	Caterham 7	7:41.435	8	14.784	84.25	55.040
9	22	C	Scott FITZGERALD	Caterham 7	7:41.861	8	15.210	84.18	54.443
10	36	C	David LITCHFIELD	Caterham 7 Supersports	7:42.660	8	16.009	84.03	55.119
11	9	C	Nigel HORSMAN	Caterham 7 Supersport	7:43.636	8	16.985	83.85	55.517
12	77	C	Ian BROWN	Caterham Super 7	7:43.666	8	17.015	83.85	55.763
13	79	C	Peter CLARK	Caterham 7 Supersports	7:44.097	8	17.446	83.77	55.353
14	24	C	Chris BATTEN	Caterham 7	7:44.310	8	17.659	83.73	55.431
15	54	C	Philip RICHARDSON	Caterham Super 7	7:45.465	8	18.814	83.52	55.842
16	88	C	Ed TAYLOR	Caterham 7	7:47.240	8	20.589	83.21	56.169
17	34	C	Nick WIGLEY	Caterham 7	7:53.652	8	27.001	82.08	56.910
18	8	C	Paul BAILEY	Caterham Super 7	8:01.972	8	35.321	80.66	55.045
19	28	C	Cliff GRAY	Caterham 7	8:03.491	8	36.840	80.41	57.508
20	46	C	Ben WOODHOUSE	Caterham Super 7	8:05.268	8	38.617	80.12	57.646
21	69	C	Richard WEBB	Caterham K	8:10.690	8	44.039	79.23	59.144

NOT CLASSIFIED

7	C	Ashley CROFT	Caterham 7	7:00.914	7	D.N.F.	80.82	55.472
3	C	Neil TURNER	Caterham Supersport	4:40.258	4	D.N.F.	69.36	56.362

FASTEST LAP

99	C	Fenton RAMSAHOYE	Caterham 7 Supersports	53.939		145.00kph	90.10mph	
----	---	------------------	------------------------	--------	--	-----------	----------	--

The following have been excluded from the results: No 25 (O.3.1.2 - Eligibility)
 No 30 (O.1.1.5 - Reckless Driving), No 82 (J.16.1(j) - Red flag infringement)

Clerk of Course:

Stewards:

Timekeeper:

Mallory Park
 Circuit Length = 1.350 miles.
 Start: 14:28
 End:

H.R. Owen Roadsports

PROVISIONAL RESULT - RACE 4

POS	NO	CI	NAME	NAT	TIME	LAPS	GAP	MPH	BEST
1	37	C	Rick LLOYD	Morgan + 8	10:55.969	12		88.90	52.962
2	19	C	Andy MIDDLETON	Porsche 993	10:59.671	12	3.702	88.40	53.407
3	72	C	Steve ROGERS	Porsche 911	11:10.821	12	14.852	86.93	53.013
4	6	B	Paul KEEVILL	Lotus Elan S3	11:13.023	12	17.054	86.65	54.502
5	63	B	Richard BALL	Lotus Elan S3	11:13.803	12	17.834	86.55	54.127
6	31	C	Basil DEMEROUTIS	Porsche 911 GT3	11:24.059	12	28.090	85.25	52.731
7	27	C	Martin HOPE	Renault Spider	11:30.569	12	34.600	84.45	55.645
8	16	C	Jason EKER	Lotus Elise	11:31.555	12	35.586	84.33	55.224
9	91	C	Daniel WATT	Porsche 911	11:34.328	12	38.359	83.99	56.212
10	2	A	Pete RICHARDS	Clan Crusader	11:37.399	12	41.430	83.62	56.638
11	66	C	John REED	Renault Spider	11:39.928	12	43.959	83.32	56.278
12	77	B	David DAWSON	Evante 140TC	11:41.823	12	45.854	83.09	55.895
13	23	B	Stephen OLIVER	Lotus Elise	11:46.381	12	50.412	82.56	56.294
14	7	C	Chris VAREY	Porsche 968CS	11:10.555	11	1 LAP	79.72	58.011
15	30	C	Trudy THOMPSON	Porsche 911	11:15.799	11	1 LAP	79.10	58.494
16	36	C	Mal DAVISON	Porsche 911	11:26.873	11	1 LAP	77.83	54.924
17	35	A	Roy ADAMS	Ginetta G15	10:57.702	10	2 LAPS	73.89	1:03.568
18	99	D	Edward HASLER	TVR Tasmin 280	10:58.930	10	2 LAPS	73.75	1:02.265
19	58	D	Stephen BECK	TVR Tasmin 280	11:37.841	10	2 LAPS	69.64	1:06.312
20	34	B	David LONG	Lotus Elan	11:59.708	10	2 LAPS	67.52	1:08.070

NOT CLASSIFIED

28	B	Stephen McINTOSH	Lotus Elise	5:53.513	6	D.N.F.	82.48	56.153
51	B	Stephen BAMFORD	Datsun 240Z	2:01.318	2	D.N.F.	80.12	56.177
1	A	Kevin GINGER	Triumph Spitfire	11:02.640	2	D.N.Q.	14.66	1:15.816
80	D	Steve LEWIS	TVR Tasmin 280			D.N.F.	N/A	

FASTEST LAP

31	C	Basil DEMEROUTIS	Porsche 911 GT3	52.731	148.33kph	92.17mph
63	B	Richard BALL	Lotus Elan S3	54.127	144.50kph	89.79mph
2	A	Pete RICHARDS	Clan Crusader	56.638	138.09kph	85.81mph
99	D	Edward HASLER	TVR Tasmin 280	1:02.265	125.61kph	78.05mph

Non-starters - 74/80

Mallory Park
Circuit Length = 1.350 miles.
Start: 15:38
End:

Clerk of Course:

Stewards:

Timekeeper:



Grass Roots Group Kit Car - Class A
PROVISIONAL RESULT - RACE 5

POS	NO	CI	NAME	NAT		TIME	LAPS	GAP	MPH	BEST
1	1	A	Jonathan WHITE		Sylva Striker	10:47.097	12		90.12	52.144
2	15	A	Andy CHARLESLEY		Fisher Fury	10:48.418	12	1.321	89.94	51.949
3	38	A	David ROBINSON		Sylva Striker	10:49.721	12	2.624	89.76	52.306
4	60	A	Andy STERLING		Dax Rush	11:04.353	12	17.256	87.78	53.830
5	40	A	Cliff BARNES		YKC Roadster	11:05.557	12	18.460	87.62	54.016
6	72	A	Matthew LEWIS		Eldon Roadster	11:11.721	12	24.624	86.82	54.448
7	77	A	Mark OWEN		Sylva Striker Mk3	11:17.454	12	30.357	86.08	53.946
8	42	A	Tom THORNTON		Sylva Striker Mk2	11:30.837	12	43.740	84.41	55.396
9	20	A	Clive TURNER		Autotune Gemini	11:35.827	12	48.730	83.81	55.723
10	82	A	Dan COMPTON		Sylva Mk2	11:36.924	12	49.827	83.68	55.253
11	84	A	Christopher BROWN		Westfield SE	10:47.097	11	1 LAP	82.61	56.482
12	88	A	Bryan HEALEY		Sylva Phoenix	10:49.478	11	1 LAP	82.31	57.187
13	57	A	Ken MARSH		Dutton Melos	10:49.721	11	1 LAP	82.28	57.135
14	36	A	Wayne ASTBURY		Sylva Phoenix	11:03.815	11	1 LAP	80.53	56.810
15	35	A	Trevor ATKINSON		Dutton Phaeton	11:06.977	11	1 LAP	80.15	58.408
16	9	A	Graham TAYLOR		Westfield SE	11:26.526	10	2 LAPS	70.79	1:05.371

NOT CLASSIFIED

56	A	Patrick McDERMOTT		Westfield SE	7:39.989	7	D.N.F.	73.95	1:02.180
----	---	-------------------	--	--------------	----------	---	--------	-------	----------

FASTEST LAP

15	A	Andy CHARLESLEY		Fisher Fury	51.949		150.56kph	93.55mph	
----	---	-----------------	--	-------------	--------	--	-----------	----------	--

17:19 hrs.

Mallory Park
 Circuit Length = 1.350 miles.
 Start: 16:01
 End:

Non-starters - 41
NEW LAP RECORD

Clerk of Course

Stewards:

Timekeeper:

**Formula Junior
PROVISIONAL RESULT - RACE 6**

POS	NO	CI	NAME	NAT		TIME	LAPS	GAP	MPH	BEST
1	81	C	Paul DUDLEY		Lotus 22 FJ	11:26.901	12		84.90	54.841
2	31	B	Neil DAWS		Lotus 18	11:27.435	12	0.534	84.83	55.256
3	84	C	Mike HIBBERN		Lotus 20/22	11:50.361	12	23.460	82.09	54.887
4	67	C	Andrew MASON		Cooper T67	11:54.520	12	27.619	81.62	56.576
5	70	C	Bob BIRRELL		Brabham BT6	11:58.963	12	32.062	81.11	57.193
6	77	C	F.R.C BOOTHBY		Lotus 20	12:01.021	12	34.120	80.88	57.795
7	4	A	Derek WALKER		Terrier Mk IV	12:22.565	12	55.664	78.53	58.319
8	36	B	Clive WILSON		Cooper	11:29.858	11	1 LAP	77.49	1:00.236
9	11	A	David STEVENSON		Mallock U2	11:30.949	11	1 LAP	77.37	59.243
10	8	A	Mark WOODHOUSE		Elva 100	11:53.941	11	1 LAP	74.88	1:01.506
11	10	A	Paul HEWES		Lola Mk2	12:20.418	11	1 LAP	72.20	1:05.355
12	7	A	Duncan RABAGLIATI		Alexis HF1	12:30.498	11	1 LAP	71.23	1:04.579
13	46	B	Robert SAUNDERS		Elva FJ 200	12:16.500	10	2 LAPS	65.98	1:10.553
14	49	B	Julian WAKELEY		Elva 200	12:22.706	10	2 LAPS	65.43	1:09.084
15	43	C	Cecil SCHUMACHER		Cooper	12:33.417	10	2 LAPS	64.50	1:09.822
16	76	A	John FERRIS		Elva	12:40.255	9	3 LAPS	57.53	1:20.528

NOT CLASSIFIED

94	D		Marek REICHMAN		Emeryson F3	10:29.674	8	D.N.F.	61.74	1:13.809
40	B		Andrew BRADSHAW		Lotus 18	7:10.329	7	D.N.F.	79.05	58.808
32	B		Marcus MUSSA		Lotus 18			D.N.F.	N/A	

FASTEST LAP

81	C		Paul DUDLEY		Lotus 22 FJ	54.841		142.62kph	88.62mph
31	B		Neil DAWS		Lotus 18	55.256		141.55kph	87.95mph
4	A		Derek WALKER		Terrier Mk IV	58.319		134.11kph	83.33mph
94	D		Marek REICHMAN		Emeryson F3	1:13.809		105.97kph	65.85mph

17:25 hrs.

Mallory Park
Circuit Length = 1.350 miles.
Start: 16:24
End:

Non-starter 59

Clerk of Course:

Stewards:

Timekeeper:

Autoscribe 750 Formula

PROVISIONAL RESULT - RACE 7

POS	NO	CI	NAME	NAT		TIME	LAPS	GAP	MPH	BEST
1	6		Antony RAINE		Centaur Mk16	11:03.634	12		87.88	54.293
2	9		Peter BOVE		Darvi 88/P	11:09.816	12	6.182	87.06	54.503
3	2		Bob SIMPSON		SS Reliant	11:13.584	12	9.950	86.58	54.456
4	50		Rodney HILL		Mystic T4/21	11:32.756	12	29.122	84.18	55.955
5	77		Nige COWLEY		Cowley MkIV	11:33.519	12	29.885	84.09	54.990
6	35		Andrew JOHNSTON		ODAC.1	11:45.291	12	41.657	82.68	56.185
7	17	B	Steve BOOTHER		Harrison	11:47.173	12	43.539	82.46	57.076
8	12	B	Andrew LAKE		Darvi Mk5B	11:47.711	12	44.077	82.40	57.369
9	99	B	Adrian DANIELS		Kaz 96	11:55.128	12	51.494	81.55	58.272
10	27	B	Sue BUXTON		Darvi Mk5/97	11:08.757	11	1 LAP	79.93	58.412
11	25	B	John ADDY		Hague 76	11:25.588	11	1 LAP	77.97	1:00.914
NOT CLASSIFIED										
26	B	Gethyn POWELL		GPR		8:50.427	9	D.N.F.	82.46	56.931
42	B	Martin KEMP		Darvi Mk6		5:09.931	5	D.N.F.	78.40	57.828
55	B	Roger ROWE		Centaur		1:06.964	1	D.N.F.	72.57	1:06.964
76		Bob COUCHMAN		BCR 2000				D.N.F.	N/A	
FASTEST LAP										
6		Antony RAINE		Centaur Mk16		54.293		144.06kph	89.51mph	
26	B	Gethyn POWELL		GPR		56.931		137.38kph	85.37mph	

Non-starter 3 13

Mallory Park
 Circuit Length = 1.350 miles.
 Start: 16:51
 End:

Clerk of Course: 	Stewards:	Timekeeper: 
--	-----------	---

Haynes Locost Series

PROVISIONAL RESULT - RACE 8

POS	NO	CI	NAME	NAT	TIME	LAPS	GAP	MPH	BEST
1	7		Adam WILKINSON	Locost	10:11.192	10		79.51	59.377
2	1		James CHAMPION	Locost	10:15.803	10	4.611	78.92	59.626
3	15		Richard CARTLEDGE	Locost	10:22.630	10	11.438	78.05	1:00.302
4	16		Steven TAYLOR	Locost	10:22.834	10	11.642	78.03	59.991
5	11		Tim EARNSHAW	Locost	10:24.537	10	13.345	77.81	1:00.386
6	18		Philip O' HALLORAN	Locost	10:33.310	10	22.118	76.74	1:00.021
7	12		Barry MATTHEWS	Locost	10:34.816	10	23.624	76.55	1:01.387
8	35		Royce GREY	Locost	10:56.094	10	44.902	74.07	1:02.936
9	33		Glenn BOYER	Locost	10:56.395	10	45.203	74.04	1:03.590
10	24		Gordon DOBSON	Locost	10:58.327	10	47.135	73.82	1:03.796
11	22		David COTTRELL	Locost	10:20.665	9	1 LAP	70.47	1:05.950
NOT CLASSIFIED									
8			Darren BANKS	Locost	6:13.307	6	D.N.F.	78.11	1:00.719
44			David GARTHWAITE	Locost	1:08.611	1	D.N.F.	70.83	1:08.611
21			Tony CHERRINGTON	Locost	1:19.804	1	D.N.F.	60.89	1:19.804
FASTEST LAP									
7			Adam WILKINSON	Locost	59.377		131.72kph	81.85mph	

18:02 hrs

No 29 - excluded from results O-3.1.2

Mallory Park
 Circuit Length = 1.350 miles.
 Start: 17:11
 End:

Clerk of Course: 	Stewards:	Timekeeper: 
--	-----------	---

Grass Roots Group Kit Cars - Class B/C

POS	NO	CI	NAME	NAT	TIME	LAPS	GAP	MPH	BEST
1	6	C	Clive HUDSON	Sylva Phoenix	13:33.111	14		83.67	52.206
2	7	C	Tim HARMER	Sylva Striker	13:35.762	14	2.651	83.40	52.383
3	12	C	Andrew OWEN	Sylva Phoenix	13:42.545	14	9.434	82.71	52.187
4	2	C	Steve TAYLOR	Sylva Striker	13:42.847	14	9.736	82.68	52.251
5	17	C	Jonathan EDWARDS	Westfield SE	13:44.085	14	10.974	82.56	53.050
6	46	C	Paul GILL	Sylva Striker	13:47.838	14	14.727	82.19	53.255
7	19	B	Martin SMITH	LA Gold	13:52.945	14	19.834	81.68	53.593
8	45	C	Barry OBEY	Sylva Striker Mk2	14:03.469	14	30.358	80.66	54.282
9	67	B	Charles STERLING	Sylva Phoenix	14:03.479	14	30.368	80.66	55.241
10	74	C	Richard WELCH	Westfield SEiW	14:06.060	14	32.949	80.42	54.626
11	3	C	Nigel BROWN	Leader 400	14:16.975	14	43.864	79.39	55.311
12	31	C	Richard DAW	Sylva Phoenix	14:21.872	14	48.761	78.94	55.555
13	52	B	Mark ARDERN	Sylva Phoenix	14:22.755	14	49.644	78.86	55.709
14	16	C	Edward HASLER	Westfield SEiW	14:24.994	14	51.883	78.66	55.699
15	85	B	Paul EVANS	Sylva Phoenix	14:26.549	14	53.438	78.51	55.751
16	51	B	Robert PUTNAM	Vindicator Sprint	13:37.253	13	1 LAP	77.30	56.313
17	79	B	Tim CHILDS	Westfield 7SEi	13:41.050	13	1 LAP	76.95	55.544
18	25	C	Jonathan BARNETT	Sylva Phoenix	13:42.741	13	1 LAP	76.79	55.638
19	44	C	Dave SULLIVAN	Autotune Gemini	14:02.476	13	1 LAP	74.99	58.979
NOT CLASSIFIED									
29	C	John SIMS	Westfield SE		12:19.526	12	D.N.F.	78.86	55.093
49	B	Ian CREBA	Vindicator Sprint		10:12.359	10	D.N.F.	79.36	54.235
66	C	Simon CHILDS	Sylva Striker		8:13.605	3	D.N.F.	29.53	1:00.562
FASTEST LAP									
12	C	Andrew OWEN	Sylva Phoenix		52.187		149.87kph	93.13mph	
19	B	Martin SMITH	LA Gold		53.593		145.94kph	90.68mph	

18:15 hrs

Mallory Park
 Circuit Length = 1.350 miles.
 Start: 17:32
 End:

No 2 - includes 6 second penalty - J-16.1(f)

Clerk of Course: 	Stewards:	Timekeeper: 
--	-----------	---

Goldarts/Lotus 7 Club 7 - Class C

Provisional Results for Race 3

POS	NO	CI	NAME	NAT	TIME	LAPS	GAP	MPH	BEST
1	20	C	Chris WOOD	Caterham 7	7:26.651	8		87.04	54.237
2	99	C	Fenton RAMSAHOYE	Caterham 7 Supersports	7:26.925	8	0.274	86.99	53.939
3	73	C	Nic FAIRMAN	Caterham 7	7:31.384	8	4.733	86.13	54.080
4	74	C	Simon FAIRMAN	Caterham 7	7:32.023	8	5.372	86.01	54.248
5	21	C	Peter RATCLIFF	Caterham 7	7:35.305	8	8.654	85.39	55.060
6	30	C	Frazer GIBNEY	Caterham 7 Supersports	7:35.545	8	8.894	85.34	54.067
7	61	C	James DUTSON	Caterham 7	7:37.044	8	10.393	85.06	54.457
8	62	C	Matt SHIRES	Caterham 7	7:40.225	8	13.574	84.48	54.834
9	23	C	William BROWN	Caterham 7	7:41.435	8	14.784	84.25	55.040
10	22	C	Scott FITZGERALD	Caterham 7	7:41.861	8	15.210	84.18	54.443
11	36	C	David LITCHFIELD	Caterham 7 Supersports	7:42.660	8	16.009	84.03	55.513
12	9	C	Nigel HORSMAN	Caterham 7 Supersport	7:43.636	8	16.985	83.85	55.517
13	77	C	Ian BROWN	Caterham Super 7	7:43.666	8	17.015	83.85	55.763
14	79	C	Peter CLARK	Caterham 7 Supersports	7:44.097	8	17.446	83.77	55.353
15	24	C	Chris BATTEN	Caterham 7	7:44.310	8	17.659	83.73	55.431
16	54	C	Philip RICHARDSON	Caterham Super 7	7:45.465	8	18.814	83.52	55.842
17	88	C	Ed TAYLOR	Caterham 7	7:47.240	8	20.589	83.21	56.169
18	34	C	Nick WIGLEY	Caterham 7	7:53.652	8	27.001	82.08	56.910
19	8	C	Paul BAILEY	Caterham Super 7	8:01.972	8	35.321	80.66	55.045
20	28	C	Cliff GRAY	Caterham 7	8:03.491	8	36.840	80.41	57.508
21	46	C	Ben WOODHOUSE	Caterham Super 7	8:05.268	8	38.617	80.12	57.646
22	69	C	Richard WEBB	Caterham K	8:10.690	8	44.039	79.23	59.144
NOT CLASSIFIED									
7	C	Ashley CROFT	Caterham 7	7:00.914	7	D.N.F.	80.82	55.472	
3	C	Neil TURNER	Caterham Supersport	4:40.258	4	D.N.F.	69.36	56.362	
FASTEST LAP									
99	C	Fenton RAMSAHOYE	Caterham 7 Supersports	53.939		145.00kph	90.10mph		

No 25 excluded - O-3.1.2
 No 82 excluded - J.15.1(j)

Mallory Park
 Circuit Length = 1.350 miles.
 Start: 14:28
 End:

Clerk of Course: 	Stewards:	Timekeeper: 
--	-----------	---