


SEVEN FIFTY MOTOR CLUB

Championship Car Races



OFFICIAL PROGRAMME

PEMBREY

August 26th & 27th

£2.00

PROGRAMME AMENDMENT SHEET - PEMBREY 26th & 27th August.

Please add the following:-

Formula	No	CLASS	Driver	CarDetails	ccs	Hometown	CLUB
Formula 4	80	A	Peter Monk	Dastle Mk16	1600	Woodbridge	750
Roadsports	28	B	Stephen McIntosh	Lotus Elise	1796	Southfields	750
WRDA	88	B	Nigel Bowen	Porsche 911	2700	Penarth	WRDA

Please delete the following:-

Formula	No	CLASS	Driver	CarDetails	ccs	Hometown	CLUB
Formula Vee	34		David Hall	SLS Group Sheane	1300	Naas	750
Hot Hatch	32	C	Richard Walmsley	Peugeot 106 GTi	1600	Dewsbury	750
Kit Car	46	C	Paul Gill	Sylva Striker Mk2	1800	Birmingham	750
Roadsports	79	D	Martyn Weber	TVR Tasmin 280	2792	Warrington	750




This meeting is held under the General Regulations of the MSA (incorporating the provisions of the International Sporting Code of the FIA) and the Supplementary Regulations, Final Instructions and any written instructions which the Organisers issue for the race meeting. MSA Permit No: 871.

Saturday 26th August - Timetable

Practice Sessions	Time
Demon Tweaks/Yokohama/CCC Stock Hatch Championship - session A	9.00
Demon Tweaks/Yokohama/CCC Stock Hatch Championship - session B	9.25
Autoscribe 750 Formula Championship	9.50
Haynes Locost Series	10.10
WRDA Saloons & Sports Championship	10.35
750 Motor Club Formula 4 Championship	11.00
Remarc Formula Vee Championship	11.20
Races	
1: Demon Tweaks/Yokohama/CCC Stock Hatch Championship - Heat 1	11.45
2: Autoscribe 750 Formula Championship	12.05
3: Haynes Locost Series	12.30
4: Demon Tweaks/Yokohama/CCC Stock Hatch Championship - Final 1	1.45
5: WRDA Saloons & Sports Championship	2.10
6: 750 Motor Club Formula 4 Championship	2.35
7: Remarc Formula Vee Championship	2.55
8: Demon Tweaks/Yokohama/CCC Stock Hatch Championship - Heat 2	3.25
9: Autoscribe 750 Formula Championship	3.50
10: Haynes Locost Series	4.15
11: Demon Tweaks/Yokohama/CCC Stock Hatch Championship - Final 2	4.40

The organisers reserve the right, with the permission of the Stewards of the Meeting and/or the Clerk of Course, to change the order in which events are run and to postpone, cancel or abandon the meeting or any part thereof.



RACE MEETING OFFICIALS

MSA STEWARD

R.I.Howells

CLERKS OF COURSE

V.Ayres A.Elcomb

DEPUTY CLERKS

J.Floyd

DRIVING STANDARDS

OBSERVERS

K.Messer

CLUB STEWARDS

A.Jones L.Jones

TIMEKEEPERS

T.Stevens (Chief) A.Stevens

D.,Williams G.Rees

L.Turner D.O'Brien

K.Chaffey

SCRUTINEERS

D.F.D.Smith (Chief)

A.Billet J.Atkinson

D.Edwards S.Ford

INCIDENT OFFICER

A.Bennett

CHIEF MARSHAL

P.Harding

CHIEF OBSERVER

P. Stenning

CHIEF MEDICAL OFFICER

TBA

RACE RESCUE UNIT

750 Motor Club

COMMENTATOR

P.Hughes

SECRETARY OF THE MEETING

Robin Knight

MARSHALS

750 Motor Club
BMRMC & friends

Races 1/4 & 8/11 **12 Laps**

Demon Tweeks/Yokohama/CCC Stock Hatch Championship

NO	DRIVER	CAR DETAILS	CCS	HOMETOWN	CLUB
3	Jay Frost	Suzuki Swift GTi	1300	Canvey Island	750
5	Paul Taylor	Peugeot 205 GTi	1600	Great Amwell	750
6	Steve Powlesland	Peugeot 205 GTi	1580	Eastleigh	750
7	Darren Blumson	Peugeot 205 GTi	1580	Reigate	750
14	Andy Elliott	Fiesta XR2i	1600	Balcombe	750
16	Anthony Ridd	Suzuki Swift GTi	1300	Maidstone	750
17	Peter Featherstone	Peugeot 205 GTi	1600	Goffs Oak	750
19	Simon Hunt	Peugeot 205 GTi	1600	Allestree	750
28	Sean Stanway	Fiesta XR2	1600	Chelmsford	750
33	James Warner	Fiesta XR2	1600	Hassocks	750
34	Paul Sheehan	Peugeot 205 GTi	1600	Coundon	750
40	Alan Everitt	Fiesta XR2	1600	Dartford	750
44	Martin Rogers	Fiesta XR2	1600	Maidenhead	750
52	Glenn Stokes	Fiesta XR2	1600	Chafford Hundred	750
56	Matthew Potter	Peugeot 205 GTi	1600	Iver	750
66	Andy Burgess	Suzuki Swift GTi	1300	Crawley	750
67	Julian Griffin	Peugeot 205 GTi	1600	Fleckney	750
74	Steve Gordon	Fiesta XR2	1597	Southampton	750
88	Chris Owen	Vauxhall Nova GTE	1600	Neston	750

The above drivers will take part in the 1st Stock Hatch practice session; those listed as Race 4 will be in the 2nd Stock Hatch session. From the combined times, the slowest 26 will be in Race 1, the others going into Race 4 and will be joined by the top finishers from Race 1. From the fastest race lap times, selection for the grids for Races 8 & 11 will be made in the same way.

Demon Tweeks, Yokohama tyres & Cars & Car Conversions magazine are the main sponsors for the Stock Hatch Championship, which in only its 3rd year continues to be one of the most popular saloon car championships. The use of standard engine & gearbox, a 'control' Yokohama A510 / A539 tyre and a weight penalty for leading cars ensures close racing at very affordable cost.

Races 2 & 9**Autoscribe****12 Laps****750 Formula Championship 2000**

NO	CLS	DRIVER	CAR DETAILS	CCS	HOMETOWN	CLUB
2		Bob Simpson	SS Reliant	850	West Drayton	750
3		Pete Knipe	DNC F750	850	Bracknell	750
6		Antony Raine	Centaur Mk1 6	850	Verwood	750
9		Peter Bove	Darvi 88/P	850	Essendon	750
12	B	Andrew Lake	Darvi Mk5B	850	Bedford	750
13	B	Paul Morris	Darvi 92J	850	Kaneshill	750
17	B	Steve Boother	Harrison	850	Bracknell	750
21	B	John Sleight	Phoenix 799	850	Storrington	750
27	B	Sue Buxton	Darvi Mk5/97	850	West Malling	750
30		Peter Sleight	Darvi Mk5	850	Worthing	750
42	B	Martin Kemp	Darvi Mk6	850	Aldershot	750
43		Dick Harvey	Darvi - 91D	850	Totteridge	750
50		Rodney Hill	Mystic T4/21	850	Ashby De La Zouch	750
55	B	Roger Rowe	Centaur	850	Kidderminster	750
99	B	Adrian Daniels	Kaz 96	850	Reading	750

AUTOSCRIBE 750 FORMULA CHAMPIONSHIP

1 st	Bob Simpson	191	3 rd	Peter Bove	131	5 th	Adrian Daniels	89
2 nd	Antony Raine	175	4 th	Pete Knipe	95	6 th	Steve Boother	78



750 Formula is for lightweight two-seater sports racing cars and was originally introduced by the 750 MC in 1949, as its first racing formula. The regulations provide ample scope for the budding amateur to design and build his own car, and to develop his skills in chassis / suspension design and engine tuning within carefully controlled limits; alternatively there are often suitable cars available for sale from within the formula.

Races 3 & 10

12 Laps

750 MC / Haynes Publishing Locost Series

NO	DRIVER	CAR DETAILS	CCS	HOMETOWN	CLUB
7	Adam Wilkinson	Locost	1300	Royston	750
8	Darren Banks	Locost	1300	Honiton	750
9	Malcolm Mitton	Locost	1300	Little Staughton	750
16	Steven Taylor	Locost	1300	Ware	750
18	Philip O' Halloran	Locost	1300	Hersham	750
19	Barnaby Guest	Locost	1300	Bedford	750
21	Tony Cherrington	Locost	1300	Melksham	750
22	David Cottrell	Locost	1300	Walton On Thames	750
24	Gordon Dobson	Locost	1300	Biggin Hill	750
26	Danny Cassar	Locost	1300	East Ham	750
27	Alex Hughes	Locost	1300	Shackleford	750
29	John Suckling	Locost	1300	Nr Keighley	750
33	Glenn Boyer	Locost	1300	Westonzoyland	750
34	Ian Gibson	Locost	1300	Braintree	750
35	Royce Grey	Locost	1300	Alresford	750
36	Darryl Beckwith	Locost	1300	Saunderton	750
41	Brett Townsend	Locost	1300	Leamington Spa	750
43	Matt Grossmith	Locost	1300	Epping	750
44	David Garthwaite	Locost	1300	Hull	750
47	John O' Halloran	Locost	1300	Golcar	750
53	Mike Saunders	Locost	1300	Landrake	750
55	Rodney Gildersleeves	Locost	1300	Sudbury	750
69	John Ballentyne	Locost	1300	Colchester	750
90	Lee Rouillier	Locost	1300	Bicester	750



The 750 Motor Club Locost Series was started in 1999 and is being promoted by the 750 Motor Club, with sponsorship from Haynes Publishing, to encourage newcomers to construct and race a car built to a standard specification, very much in line with the 'ethos' of the Club. The 'Locost' was originally designed by Ron Champion, a teacher at Oundle School in Peterborough, as a project for his technology pupils. Such was the success that over 50 have been constructed within the school, a very popular book has been published and it is intended that this should be yet another of the 750 Motor Club's formulae aimed squarely at getting people involved in Motorsport.

Races 4/1 & 11/8 **12 Laps**

Demon Tweeks/Yokohama/CCC Stock Hatch Championship

NO	DRIVER	CAR DETAILS	CCS	HOMETOWN	CLUB
3	Jay Frost	Suzuki Swift GTi	1300	Canvey Island	750
5	Paul Taylor	Peugeot 205 GTi	1600	Great Amwell	750
6	Steve Powlesland	Peugeot 205 GTi	1580	Eastleigh	750
7	Darren Blumson	Peugeot 205 GTi	1580	Reigate	750
14	Andy Elliott	Fiesta XR2i	1600	Balcombe	750
16	Anthony Ridd	Suzuki Swift GTi	1300	Maidstone	750
17	Peter Featherstone	Peugeot 205 GTi	1600	Goffs Oak	750
19	Simon Hunt	Peugeot 205 GTi	1600	Allestree	750
28	Sean Stanway	Fiesta XR2	1600	Chelmsford	750
33	James Warner	Fiesta XR2	1600	Hassocks	750
34	Paul Sheehan	Peugeot 205 GTi	1600	Coundon	750
40	Alan Everitt	Fiesta XR2	1600	Dartford	750
44	Martin Rogers	Fiesta XR2	1600	Maidenhead	750
52	Glenn Stokes	Fiesta XR2	1600	Chafford Hundred	750
56	Matthew Potter	Peugeot 205 GTi	1600	Iver	750
66	Andy Burgess	Suzuki Swift GTi	1300	Crawley	750
67	Julian Griffin	Peugeot 205 GTi	1600	Fleckney	750
74	Steve Gordon	Fiesta XR2	1597	Southampton	750
88	Chris Owen	Vauxhall Nova GTE	1600	Neston	750

DEMON TWEKS/YOKOHAMA/CARS & CAR CONVERSIONS STOCK HATCH CHAMPIONSHIP								
1 st	Paul Taylor	440	3 rd	Julian Griffin	382	5 th	Peter Featherstone	357
2 nd	Jay Frost	439	4 th	Andy Elliott	371	6 th	Glenn Stokes	332

Demon Tweeks, Yokohama tyres & Cars & Car Conversions magazine are the main sponsors for the Stock Hatch Championship, which in only its 3rd year continues to be one of the most popular saloon car championships. The use of standard engine & gearbox, a 'control' Yokohama A510 / A539 tyre and a weight penalty for leading cars ensures close racing at very affordable cost.

Race 5**12 Laps****WRDA Saloons & Sports Championship**

NO	CLS	DRIVER	CAR	CCS	HOMETOWN	CLUB
9.	A	Nigel James	Escort Cosworth	2000	Lampeter	WRDA
12.	D	Clive Hayes	Radical	1100	St Davids	WRDA
16.	B	Martin Jones	Rover 220 Turbo	2200	Llanddarog	WRDA
21.	C	Cindy Pearce	Rover 216 GTi	1600	St Davids	WRDA
22.	D	H Williams	Darrian T9	2000	Ceredigion	WRDA
31.	A2	Chris Crockett	Ford Mondeo	2000	Radstock	WRDA
34.	A2	Maurice Crockett	Ford Mondeo	2000	Emborough	BARC
44.	D	Terry Brown	Skoda	2900	Llanddarog	WRDA
50.	D	Chris Everill	Peugeot 205	2000	Templcombe	BARC
60.	D	Matt Anderson	Darrian T90	1998	Towcester	BRSCC

Races 6 & 17

12 & 15 Laps

750 MC Formula 4 Championship

NO	CLS	DRIVER	CAR DETAILS	CCS	HOMETOWN	CLUB
3	A	Erwin Smiech	Reynard SF86	1600	Lincoln	750
19	B	Edward Wilkins	Royale RP33	2000	Broadstone	750
21	A	Andy Schulz	Chevron B67	1600	Harrow	750
27	A	David Dawson	Reynard	1600	Preston	750
30	B	Stuart Wright	Van Diemen RF82	2000	Bromsgrove	750
32	A	Garry Cleaver	Ray 89F	1600	Swindon	750
36	A	Adrian Beswick	Van Diemen RF87	1600	Gosport	750
37	C	Paul Fellows	Royale RP27	2000	Ely	750
45	C	Trevor Arkell	Royale RP27	2000	Lilbourne	750
77	B	Andy Billing	Reynard SF81	2000	Rugby	750
82	B	Stuart Smith	Van Diemen RF82	2000	Binfield	750
83	B	Stuart Boyer	Van Diemen RF83	2000	Headley	750
99	A	Charles Adrian	Delta T92 CEA	1600	Worcester	750

750 MOTOR CLUB FORMULA 4 CHAMPIONSHIP

1 st	A	Adrian Beswick	230	3 rd	B	Edward Wilkins	188	5 th	A	Erwin Smiech	174
2 nd	B	Stuart Smith	216	4 th	A	Garry Cleaver	187	6 th	A	David Dawson	158

The 750 Motor Club Formula 4 Championship provides the technical sophistication of slicks and wings in an affordable single seater championship. Class A allows any design of chassis and caters for the designer/constructor as well as for cars converted from F3, FFord, FF2000 and Formula Renault; all must use either 1300 Xflow or 1600 CVH Ford engines. Class B is for FF2000 cars built prior to October 1983, class C for pre Dec '80, running to the former FF2000 regulations.

Races 7 & 12**REMARC
TECHNOLOGIES****15 & 12Laps****Formula Vee Championship**

NO	DRIVER	CAR DETAILS	CCS	HOMETOWN	CLUB
2	Jeremy Clark	Spyder GAC	1300	Waltham Abbey	750
3	Ian Jordan	Royale RP26	1300	Tonbridge	750
6	Michele Maffei	Spyder 98	1300	Horsmonden	750
8	Dave Jordan	Sheane 98	1300	Hildenborough	750
10	Jon Randall	Kaimann	1300	Stondon Massey	750
12	Kevin Gillespie	Leystone 00	1300	Robertstown	750
16	Alan Harding	Leystone 2000	1300	Stoney Stanton	750
17	Tom Watson	Sheane FV/96	1300	Winchester	750
21	Derek Willetts	Falcon Mk2	1300	Great Barr	750
23	Andy Metcalf	Leystone	1300	Skelbrooke	750
24	Alan Robinson	Leystone AHS	1300	Alsager	750
25	Trevor Welsh	Scarab Mk2	1300	Durham	750
29	Simon Readman	Spyder	1300	Allestree	750
34	David Hall	SLS Group Sheane	1300	Naas	750
41	Peter Bennett	Sheane	1300	Hawarden	750
45	Bill Burnett	Sheane	1300	Fordcombe	750
54	Ian Fuller	Rossallini FV931	1300	Rugby	750
58	Bill Stenning	Spyder	1300	West End	750
61	Ed Mercer	Sheane	1300	Windsor	750
65	Michael Fenwick	Leystone JH002	1300	Billingham	750
74	Adrian Llewellyn	Rolt	1300	Old St Mellons	750
78	Ricky Cole	ARI Mk4	1300	Burlesdon	750
83	Craig Davis	Leystone JH002	1300	Bicester	750
88	Guy Bellingham	Scarab Mk2	1300	Aylesbury	750
89	Scott Brown	Spyder 98	1300	Sidcup	750
91	Pete Smith	Leystone	1300	Wolvercote	750
93	Ian Barrett	Leystone	1300	Maynooth	750
98	Craig Higgins	Sheane	1300	Brentford	750
99	John Parry	Scarab Mk2	1300	Hawarden	750

The REMARC Formula Vee championship is ideal for beginner and 'expert' alike, looking for competitive single seater racing on a low budget. It has been run by the 750 Motor Club since 1980 and is probably the cheapest way to go single seater racing in the UK. Engine, gearbox and much of the suspension and braking system is from the VW 1300 Beetle and this, along with a Dunlop 'control' tyre puts the emphasis on driver ability to win races. For 2000, the championship has support from REMARC TECHNOLOGIES who specialise in computer software training courses.

TIMETABLE - Sunday 27th August

Formula	Time
Kit Cars - class A	9.00
Roadsports	9.25
Hot Hatch	9.50
Kit Cars - classes B + C	10.10
Formula 4	10.35
Sports 2000	11.00
Races	
12: Formula Vee	11.30
13: Kit Cars - class A	11.55
14: Roadsports	12.20
15: Hot Hatch	1.35
16: Kit Cars - classes B + C	2.00
17: Formula 4	2.25
18: Sports 2000	2.50
19: Kit Cars - class A	3.30
20: Roadsports	3.55
21: Hot Hatch	4.20
22: Kit Cars - classes B + C	4.45

REMARC FORMULA VEE CHAMPIONSHIP

1 st	Jeremy Clark	215	3 rd	Ian Barrett	147	5 th	Jon Randall	109
2 nd	Trevor Welsh	154	4 th	David Hall	118	6 th	Ian Jordan	83

H.R.OWEN ROADSPORTS CHAMPIONSHIP

1 st	C	Rick Lloyd	113	3 rd	C	Keith Ahlers	97	5 th	B	Darryl Davis	85
2 nd	D	Michael Gardiner	111	4 th	B	Pat Thomas	89	6 th	B	Stephen Oliver	67

Races 13 & 19**grg.com**

kitcar championship 2000

15 & 12 Laps

NO	CLS	DRIVER	CAR DETAILS	CCS	HOMETOWN	CLUB
1	A	Jonathan White	Sylva Striker	1700	Frome	750
5	A	Tony Absolom	Sylva Striker	1600	Reading	750
15	A	Andy Charsley	Fisher Fury	1700	Bromley	750
20	A	Clive Turner	Autotune Gemini	3000	Sandiacre	750
40	A	Cliff Barnes	YKC Roadster	3500	Andover	750
42	A	Tom Thornton	Sylva Striker Mk2	1600	Wimbledon	750
60	A	Andy Sterling	Dax Rush	3600	Brockenhurst	750
61	A	Ian Fletcher	Fletcher Hornet	3500	Huntingdon	750
69	A	Nick Craddock	Westfield	1700	Pewsey	750
70	A	Henry Mannings	Fisher Fury	1600	Wymondham	750
71	A	Andrew Withers	Westfield SE	1700	Tenbury Wells	750
77	A	Mark Owen	Sylva Striker Mk3	1600	Welwyn Garden City	750
78	A	Ken Lewins	Dutton Leggera	3500	Chesterfield	750
81	A	Simon Parkinson	Stuart Taylor Locost	1600	Melbourne	750
82	A	Dan Compton	Sylva Mk2	1700	London	750
84	A	Christopher Brown	Westfield SE	1700	London	750

The Kit Car Championship, sponsored by The Grass Roots Group PLC, is for road legal front-engined Kit Cars. The engine regulations allow considerable freedom whilst there are limitations on the design of rear suspension and transmission. There are three classes, A - up to 1660 cc, B - 1661 to 3500cc and class C - 1800 Ford Zetec.

Races 14 & 20

15 & 12 Laps

H.R.Owen Roadsports Championship

	NO	CLS	DRIVER	CAR DETAILS	CCS	HOMETOWN	CLUB
	1	A	Kevin Ginger	Triumph Spitfire	1296	West Grinstead	750
	2	A	Pete Richards	Clan Crusader	998	March	750
	3	B	Pat Thomas	Lotus Elan S1	1594	Spalding	750
	7	C	Chris Varey	Porsche 968CS	2900	Cirencester	750
	21	C	Simon Scuffham	Lotus Elise	1800	Market Harborough	750
	23	B	Stephen Oliver	Lotus Elise	1800	Ely	750
	26	C	Richard Corbett	Lotus Elise	1800	Leominster	750
	27	C	Martin Hope	Renault Spider	2000	Alton	750
	36	C	Mal Davison	Porsche 911	3500	Tamworth	750
	37	C	Rick Lloyd	Morgan + 8	4600	Burley	750
	39	C	Keith Ahlers	Morgan +8	4554	Trinity	750
Res 1	55	B	Mike Tugwell	Lotus Elan S2	1593	Chewstoke	750
	57	D	Mike Gardiner	TVR Tasmin 280	2800	Solihull	750
	58	D	Stephen Beck	TVR Tasmin 280	2800	Watford	750
	66	C	John Reed	Renault Spider	1998	Great Bardfield	750
	75	B	Darryl Davis	Lotus Elise	1800	Hounslow	750
	77	B	David Dawson	Evante 140TC	1593	Grantham	750
	78	D	Paul Fenton	TVR Tasmin	2800	London	750
Res 2	79	D	Martyn Weber	TVR Tasmin 280	2792	Warrington	750
	80	D	Steve Lewis	TVR Tasmin 280	2800	Newton Longville	750
	81	D	Simon Lindley	TVR Tasmin 280	2800	Grangemoor	750
	83	D	Richard Thorpe	TVR Tasmin 280	2800	Parkhead	750
	90	D	Struan Robertson	TVR Tasmin 280	2800	Embo	750
	91	C	Daniel Watt	Porsche 911	3200	Horsham	750
	92	D	Gareth Thomas	TVR Tasmin 280	2800	Chessington	750
Res 3	94	D	Patrick Smith	TVR Tasmin 280	2800	Barnsley	750
	96	D	Simon Bowes	TVR Tasmin 280	2800	Guildford	750
	97	D	Carolann Beck	TVR Tasmin 280	2800	Cardiff	750
	99	D	Ted Reddick	TVR Tasmin 280	2800	Newton Longville	750

The H.R. Owen Roadsports Championship is the most varied and competitive sports car category in the country, attracting cars from five decades, over ten different manufacturers and has in excess of 110 eligible models of sports cars currently listed. With four carefully chosen class structures to ensure close competition for everyone, even cars from one-make series will find a place with more interesting competition. All cars must run on road legal tyres, but considerable engine tuning and modifications to suspension and brakes are

Races 15 & 21

15 & 12 Laps

Demon Tweeks/Yokohama/CCC Hot Hatch Championship

NO	CLS	DRIVER	CAR DETAILS	CCS	HOMETOWN	CLUB
2	B	Carl Lawrence	Vauxhall Nova GTE	1600	Grimsby	750
4	A	Mark Cunningham	Citroen AX GT	1400	Southwater	750
5	B	Andrew Varey	Peugeot 205 GTi	1600	Lancaster	750
19	B	Roger Ebdon	Fiesta XR2	1600	Romsey	750
22	B	Andy Fells	Fiesta XR2	1600	Basildon	750
26	B	Jason Marino	Fiesta XR2	1600	Finchampstead	750
27	B	Stephen Wood	Peugeot 205 GTi	1599	Crediton	750
31	B	Lewis Williams	Fiesta XR2	1600	Guildford	750
32	C	Richard Walmsley	Peugeot 106 GTi	1600	Dewsbury	750
41	B	Barrie Culley	Fiesta XR2	1600	Basingstoke	750
43	B	Martin Rutherford	Fiesta XR2	1600	Harrow	750
45	A	Terry Crane	Metro GTi	1400	Market Harborough	750
47	B	Martyn Culley	Fiesta XR2	1600	Andover	750
50	B	John Hammersley	Fiesta XR2	1600	Weston	750
55	B	Steve Treen	Fiesta XR2	1599	Crediton	750
60	A	Lee Reynolds	Citroen AX GTi	1400	Church Stretton	750
68	B	Mark Roberts	Fiesta XR2	1600	Chelmsford	750
69	A	Steve Orchard	Rover MG Metro	1330	Midsomer Norton	750
82	B	Guy Foulger	Citroen Saxo VTR	1600	Sapcote	750
84	A	Mark Bush	Rover Metro GTi	1400	Milton Keynes	750
85	B	Steve Horner	Fiesta XR2	1600	Buckingham	750

DEMON TWEKS/YOKOHAMA/CARS & CAR CONVERSIONS HOT HATCH CHAMPIONSHIP

1 st	A	Mark Bush	123	3 rd	B	Carl Lawrence	104	5 th	C	Richard Walmsley	92
2 nd	B	Andrew Varey	106	4 th	B	Guy Foulger	101	6 th	A	Lee Reynolds	92

Demon Tweeks, Yokohama tyres and Cars & Car Conversions Magazine are the main sponsors for this year's Hot Hatch Championship which attracts a wide range of popular hatchback cars of up to 1600cc. Cars are allowed engine and suspension modifications, standard pattern brakes and all must use the Yokohama A032R or A510 'control' tyre. This together with a weight penalty for leading cars ensures close racing without excessive budgets.

Races 16 & 22**grg.com**
kit car championship 2000**15 & 12 Laps**

NO	CLS	DRIVER	CAR DETAILS	CCS	HOMETOWN	CLUB
2	C	Steve Taylor	Sylva Striker	1800	Swavesey	750
3	C	Nigel Brown	Leader 400	1800	Great Barr	750
6	C	Clive Hudson	Sylva Phoenix	1800	Litchborough	750
7	C	Tim Harmer	Sylva Striker	1800	Bradford	750
12	C	Andrew Owen	Sylva Phoenix	1800	Welwyn Garden City	750
16	C	Edward Hasler	Westfield SEiW	1800	London	750
17	C	Jonathan Edwards	Westfield SE	1800	Studley	750
19	B	Martin Smith	LA Gold	1600	Warley	750
25	C	Jonathan Barnett	Sylva Phoenix	1800	Putney	750
29	C	John Sims	Westfield SE	1800	Hockley	750
30	C	Mark Lloyd - Jones	Sylva Striker	1800	Cranbrook	750
46	C	Paul Gill	Sylva Striker Mk2	1800	Birmingham	750
49	B	Ian Creba	Vindicator Sprint	1660	Kings Norton	750
52	B	Mark Ardern	Sylva Phoenix	1600	Binbrook	750
58	C	Andrew Hiley	Quantum Extreme	1800	Golcar	750
66	C	Simon Childs	Sylva Striker	1800	Frimley	750
74	C	Richard Welch	Westfield SEiW	1800	Milton Keynes	750
75	B	Nick Flynn	Sylva Striker	1660	Stockbridge	750
85	B	Paul Evans	Sylva Phoenix	1660	Plympton St Maurice	750
90	C	Tony Southgate	Sylva Phoenix	1800	Rothersthorpe	750

GRG.COM KIT CAR CHAMPIONSHIP

1 st	C	Steve Taylor	114	3 rd	B	Martin Smith	107	5 th	C	Clive Hudson	96
2 nd	A	Andy Charsley	114	4 th	A	Jonathan White	105	6 th	A	Andy Sterling	94

The Kit Car Championship, sponsored by The Grass Roots Group PLC, is for road legal front-engined Kit Cars. The engine regulations allow considerable freedom whilst there are limitations on the design of rear suspension and transmission. There are three classes, A - up to 1660 cc, B - 1661 to 3500cc and class C - 1800 Ford Zetec.

Race 18

25 Laps

750 MC Sports 2000 Championship

NO	DRIVER	CAR DETAILS	CCS	HOMETOWN	CLUB
4	David Pegley	Lola T86-90	2000	Wisborough Green	750
8	Ian Smith	Mallock Mk18/21	2000	Spalding	750
19	Richard Atkinson	Nemesis RME 97/98	2000	Shirley	750
21	Richard Gilmour	Robinson SP801	2000	Bungay	750
28	John Harrison	Mallock Mk29	2000	Swanley	750
39	Mike St Clair - Johnson	Nemesis FE95	2000	South Ascot	750
77	Graham Onion	Phantom P94	2000	Hixon	750

750 MOTOR CLUB SPORTS 2000 CHAMPIONSHIP								
1 st	Andy Crockett	176	3 rd	Richard Atkinson	84	5 th	Ian Smith	69
2 nd	David Pegley	159	4 th	Dallas Jackson	83	6 th	Richard Gilmour	56

The 750 Motor Club Sports 2000 Championship is for front or rear engined two seater sports racing cars using a wide variety of engines (Ford Zetec, 1700cc Ford Xflow, Ford YAC, Ford 'Pinto', Vauxhall 1.6v 2 litre, Rover 1600 'K' series and production motorcycle engines of up to 146 bhp). Cars may be converted Sports 200, Clubmans, Vauxhall Supersports or other proprietary makes, plus purpose-built specials such as the WEV. To help even-out performance differences there are minimum weights for each category and the top three in each race will be awarded ballast for future races.

PROVISIONAL RESULT FOR RACE 22

grg.com Kit Cars - Class B/C

POS	NO.	CL	DRIVER	CAR	LAPS	RACE TIME	BEHIND	KPH	MPH	BEST LAP	ON	KPH	MPH
1	6	C	Clive HUDSON	Sylva Phoenix	12	00:13:21.00		126.37	78.52	1:05.65	10	128.49	79.84
2	17	C	Jonathan EDWARDS	Westfield SE	12	00:13:21.25	0.25	126.33	78.50	1:05.45	10	128.88	80.08
3	12	C	Andrew OWEN	Sylva Phoenix	12	00:13:35.22	14.22	124.17	77.15	1:06.63	10	126.60	78.66
4	7	C	Tim HARMER	Sylva Striker	12	00:13:36.19	15.19	124.02	77.06	1:06.04	9	127.73	79.37
5	19	B	Martin SMITH	LA Gold	12	00:13:42.69	21.69	123.04	76.45	1:06.30	11	127.23	79.05
6	52	B	Mark ARDERN	Sylva Phoenix	12	00:13:43.26	22.26	122.95	76.40	1:06.81	7	126.26	78.45
7	66	C	Simon CHILDS	Sylva Striker	12	00:13:43.27	22.27	122.95	76.40	1:06.82	7	126.24	78.44
8	58	C	Andrew HILEY	Quantum Extreme	12	00:13:55.66	34.66	121.13	75.26	1:07.70	3	124.60	77.42
9	74	C	Richard WELCH	Westfield SEiW	12	00:13:56.15	35.15	121.06	75.22	1:07.67	6	124.65	77.45
10	25	C	Jonathan BARNETT	Sylva Phoenix	12	00:14:05.07	44.07	119.78	74.43	1:08.26	3	123.57	76.78
11	3	C	Nigel BROWN	Leader 400	12	00:14:17.28	56.28	118.07	73.37	1:09.30	6	121.72	75.63
12	90	C	Tony SOUTHGATE	Sylva Phoenix	12	00:14:24.42	1:03.42	117.10	72.76	1:09.45	10	121.46	75.47
13	85	B	Paul EVANS	Sylva Phoenix	12	00:14:25.28	1:04.28	116.98	72.69	1:09.72	10	120.99	75.18
14	49	B	Ian CREBA	Vindicator Sprint	12	00:14:30.55	1:09.55	116.27	72.25	1:08.67	7	122.84	76.33
15	29	C	John SIMS	Westfield SE	11	00:13:22.93	1 LAP	115.56	71.80	1:10.76	9	119.21	74.07


NOT CLASSIFIED

2	C	Steve TAYLOR	Sylva Striker	2	00:03:10.14	D.N.F.	88.72	55.13	1:14.20	1	113.68	70.64
---	---	--------------	---------------	---	-------------	--------	-------	-------	---------	---	--------	-------

FASTEST LAP

17	C	Jonathan EDWARDS	Westfield SE	1:05.45	on lap 10	128.88 KPH	80.08 MPH
19	B	Martin SMITH	LA Gold	1:06.30	on lap 11	127.23 KPH	79.05 MPH

CLASS C LAP RECORD → 


1705

Non-starters - 30 75

UNISYS service

750 MOTOR CLUB - PEMBREY



MST sports timing

DATE - 27-08-00

START - 16:40

WEATHER/TRACK - SUNNY / DRY

ISSUED - 16:58

PROVISIONAL RESULT FOR RACE 21

Demon Tweeks/Yokohama/CCC Hot Hatch

POS	NO.	CL	DRIVER	CAR	LAPS	RACE TIME	BEHIND	KPH	MPH	BEST LAP	ON	KPH	MPH
1	5	B	Andrew VAREY	Peugeot 205 GTi	12	00:14:03.72		119.97	74.54	1:09.12	5	122.04	75.83
2	82	B	Guy FOULGER	Citroen Saxo VTR	12	00:14:03.98	0.26	119.93	74.52	1:08.62	6	122.93	76.38
3	19	B	Roger EBDON	Fiesta XR2	12	00:14:12.03	8.31	118.80	73.82	1:09.01	8	122.23	75.95
4	50	B	John HAMMERSLEY	Fiesta XR2	12	00:14:12.32	8.60	118.76	73.79	1:09.45	4	121.46	75.47
5	47	B	Martyn CULLEY	Fiesta XR2	12	00:14:17.27	13.55	118.08	73.37	1:10.23	6	120.11	74.63
6	2	B	Carl LAWRENCE	Vauxhall Nova GTE	12	00:14:21.91	18.19	117.44	72.97	1:10.22	8	120.13	74.64
7	41	B	Barrie CULLEY	Fiesta XR2	12	00:14:22.32	18.60	117.38	72.94	1:10.35	4	119.90	74.50
8	43	B	Martin RUTHERFORD	Fiesta XR2	12	00:14:28.64	24.92	116.53	72.41	1:10.72	6	119.28	74.11
9	31	B	Lewis WILLIAMS	Fiesta XR2	12	00:14:29.59	25.87	116.40	72.33	1:10.26	8	120.06	74.60
10	85	B	Steve HORNER	Fiesta XR2	12	00:14:30.93	27.21	116.22	72.22	1:10.93	12	118.92	73.89
11	60	A	Lee REYNOLDS	Citroen AX GTi	12	00:14:32.04	28.32	116.08	72.12	1:10.69	7	119.33	74.14
12	26	B	Jason MARINO	Fiesta XR2	12	00:14:32.97	29.25	115.95	72.05	1:10.12	8	120.30	74.75
13	84	A	Mark BUSH	Rover Metro GTi	12	00:14:34.32	30.60	115.77	71.94	1:10.73	6	119.26	74.10
14	45	A	Terry CRANE	Metro GTi	12	00:14:40.80	37.08	114.92	71.41	1:11.65	3	117.73	73.15
15	55	B	Steve TREEN	Fiesta XR2	12	00:14:45.25	41.53	114.34	71.05	1:11.87	9	117.37	72.93
16	27	B	Stephen WOOD	Peugeot 205 GTi	12	00:15:01.44	57.72	112.29	69.77	1:12.22	6	116.80	72.57
17	69	A	Steve ORCHARD	Rover MG Metro	12	00:15:07.68	1:03.96	111.52	69.29	1:13.48	3	114.80	71.33
18	22	B	Andy FELLO	Fiesta XR2	11	00:14:18.35	1 LAP	108.10	67.17	1:10.41	4	119.80	74.44

NOT CLASSIFIED

4	A	Mark CUNNINGHAM	Citroen AX GT	11	00:13:29.25	D.N.F.	114.66	71.24	1:10.75	7	119.23	74.08
---	---	-----------------	---------------	----	-------------	--------	--------	-------	---------	---	--------	-------

FASTEST LAP

82	B	Guy FOULGER	Citroen Saxo VTR	1:08.62	on lap	6	122.93 KPH	76.38 MPH
60	A	Lee REYNOLDS	Citroen AX GTi	1:10.69	on lap	7	119.33 KPH	74.14 MPH

J.F.G.
(7-1)

UNISYS service

750 MOTOR CLUB - PEMBREY

MST MST sports timing

DATE - 27-08-00

START - 16:18

WEATHER/TRACK - SUNNY / DRY

ISSUED - 16:37

PROVISIONAL RESULT FOR RACE 20

H.R.Owen Roadsports

POS	NO.	CL	DRIVER	CAR	LAPS	RACE TIME	BEHIND	KPH	MPH	BEST LAP	ON	KPH	MPH
1	39	C	Keith AHLERS	Morgan Plus 8	14	00:16:53.69		116.50	72.39	1:05.92	13	127.96	79.51
2	37	C	Rick LLOYD	Morgan Plus 8	14	00:16:57.12	3.43	116.10	72.14	1:05.59	14	128.61	79.91
3	75	B	Darryl DAVIS	Lotus Elise	14	00:17:04.35	10.66	115.29	71.63	1:07.87	5	124.28	77.23
4	91	C	Daniel WATT	Porsche 911	14	00:17:13.40	19.71	114.28	71.01	1:09.59	4	121.21	75.32
5	27	C	Martin HOPE	Renault Spider	14	00:17:13.97	20.28	114.21	70.97	1:08.79	5	122.62	76.19
6	28	B	Stephen McINTOSH	Lotus Elise	14	00:17:14.30	20.61	114.18	70.94	1:09.16	7	121.97	75.78
7	66	C	John REED	Renault Spider	14	00:17:15.74	22.05	114.02	70.85	1:09.09	4	122.09	75.86
8	23	B	Stephen OLIVER	Lotus Elise	14	00:17:16.63	22.94	113.92	70.78	1:08.93	4	122.37	76.04
9	77	B	David DAWSON	Evante 140TC	14	00:17:24.43	30.74	113.07	70.26	1:11.06	5	118.71	73.76
10	3	B	Pat THOMAS	Lotus Elan S1	14	00:17:26.89	33.20	112.80	70.09	1:08.12	6	123.83	76.94
11	26	C	Richard CORBETT	Lotus Elise	14	00:17:46.11	52.42	110.77	68.83	1:11.25	8	118.39	73.56
12	2	A	Pete RICHARDS	Clan Crusader	14	00:17:48.69	55.00	110.50	68.66	1:12.41	7	116.49	72.38
13	57	D	Mike GARDINER	TVR Tasmin 280	13	00:17:10.40	1 LAP	106.42	66.13	1:12.79	8	115.88	72.00
14	80	D	Steve LEWIS	TVR Tasmin 280	13	00:17:13.31	1 LAP	106.12	65.94	1:13.30	13	115.08	71.50
15	7	C	Chris VAREY	Porsche 968CS	13	00:17:16.49	1 LAP	105.80	65.74	1:12.57	4	116.24	72.22
16	58	D	Stephen BECK	TVR Tasmin 280	13	00:17:26.18	1 LAP	104.82	65.13	1:13.88	7	114.17	70.94
17	99	D	Ted REDDICK	TVR Tasmin 280	13	00:17:27.05	1 LAP	104.73	65.07	1:15.07	9	112.36	69.82
18	83	D	Richard THORPE	TVR Tasmin 280	13	00:17:28.65	1 LAP	104.57	64.97	1:16.15	3	110.77	68.83
19	92	D	Gareth THOMAS	TVR Tasmin 280	13	00:17:35.60	1 LAP	103.88	64.55	1:16.74	5	109.92	68.30
20	81	D	Simon LINDLEY	TVR Tasmin 280	13	00:17:35.99	1 LAP	103.84	64.52	1:16.08	3	110.87	68.89
21	78	D	Paul FENTON	TVR Tasmin	13	00:17:52.98	1 LAP	102.20	63.50	1:18.85	4	106.98	66.47
22	97	D	Carolann BECK	TVR Tasmin 280	13	00:17:53.72	1 LAP	102.13	63.46	1:18.22	13	107.84	67.01
23	90	D	Struan ROBERTSON	TVR Tasmin 280	11	00:18:07.92	3 LAPS	85.29	52.99	1:16.49	4	110.28	68.52

NOT CLASSIFIED

1	A	Kevin GINGER	Triumph Spitfire	6	00:07:32.33	D.N.F.	111.89	69.52	1:12.75	4	115.95	72.04
94	D	Patrick SMITH	TVR Tasmin 280	6	00:09:46.00	D.N.F.	86.37	53.66	1:21.53	2	103.46	64.29
55	B	Mike TUGWELL	Lotus Elan S2	1	00:01:19.12	D.N.F.	106.61	66.24	1:19.12	1	106.61	66.24

FASTEST LAP

37	C	Rick LLOYD	Morgan Plus 8	1:05.59	on lap	14	128.61 KPH	79.91 MPH
75	B	Darryl DAVIS	Lotus Elise	1:07.87	on lap	5	124.28 KPH	77.23 MPH
2	A	Pete RICHARDS	Clan Crusader	1:12.41	on lap	7	116.49 KPH	72.38 MPH
57	D	Mike GARDINER	TVR Tasmin 280	1:12.79	on lap	8	115.88 KPH	72.00 MPH

Non-starter - 36

J. Owen 16.51

UNISYS service

750 MOTOR CLUB - PEMBREY

J. Owen
MST sports timing

DATE - 27-08-00

START - 15:52

WEATHER/TRACK - BRIGHT / DRY

ISSUED - 16:15

PROVISIONAL RESULT FOR RACE 19

grg.com Kit Cars - Class A

POS	NO.	CL	DRIVER	CAR	LAPS	RACE TIME	BEHIND	KPH	MPH	BEST LAP	ON	KPH	MPH
1	1	A	Jonathan WHITE	Sylva Striker	12	00:13:22.46		126.14	78.38	1:04.89	9	129.99	80.77
2	77	A	Mark OWEN	Sylva Striker Mk3	12	00:13:22.47	0.01	126.14	78.38	1:05.42	8	128.94	80.12
3	15	A	Andy CHARLESLEY	Fisher Fury	12	00:13:26.34	3.88	125.53	78.00	1:04.86	9	130.05	80.81
4	40	A	Cliff BARNES	YKC Roadster	12	00:13:48.34	25.88	122.20	75.93	1:07.69	4	124.62	77.43
5	42	A	Tom THORNTON	Sylva Striker Mk2	12	00:13:58.41	35.95	120.73	75.02	1:08.21	7	123.67	76.84
6	61	A	Ian FLETCHER	Fletcher Hornet	12	00:14:08.23	45.77	119.33	74.15	1:07.73	11	124.54	77.38
7	82	A	Dan COMPTON	Sylva Mk2	12	00:14:09.18	46.72	119.20	74.07	1:07.78	11	124.45	77.33
8	84	A	Christopher BROWN	Westfield SE	12	00:14:24.22	1:01.76	117.13	72.78	1:09.65	6	121.11	75.25
9	20	A	Clive TURNER	Autotune Gemini	11	00:13:29.07	1 LAP	114.68	71.26	1:11.36	6	118.21	73.45
10	69	A	Nick CRADDOCK	Westfield	11	00:13:29.52	1 LAP	114.62	71.22	1:10.44	8	119.75	74.41
11	5	A	Tony ABSOLOM	Sylva Striker	11	00:13:33.94	1 LAP	114.00	70.83	1:11.00	6	118.81	73.82
12	70	A	Henry MANNINGS	Fisher Fury	11	00:13:44.54	1 LAP	112.53	69.92	1:11.61	8	117.79	73.19
13	71	A	Andrew WITHERS	Westfield SE	11	00:14:06.14	1 LAP	109.66	68.14	1:12.79	4	115.88	72.00
14	78	A	Ken LEWINS	Dutton Leggera	10	00:13:30.23	2 LAPS	104.11	64.69	1:17.35	2	109.05	67.76

NOT CLASSIFIED

60	A	Andy STERLING	Dax Rush	11	00:12:14.59	D.N.F.		126.31	78.48	1:05.03	10	129.71	80.60
----	---	---------------	----------	----	-------------	--------	--	--------	-------	---------	----	--------	-------

FASTEST LAP

15 A Andy CHARLESLEY Fisher Fury 1:04.86 on lap 9 130.05 KPH 80.81 MPH
NEW LAP RECORD

JF
16:21

UNISYS service

750 MOTOR CLUB - PEMBREY



MST sports timing

DATE - 27-08-00

START - 15:31

WEATHER/TRACK - BRIGHT / DRY

ISSUED - 15:49

PROVISIONAL RESULT FOR RACE 18

750 Motor Club Sports 2000

POS	NO.	CL	DRIVER	CAR	LAPS	RACE TIME	BEHIND	KPH	MPH	BEST LAP	ON	KPH	MPH
1	28		John HARRISON	Mallock Mk29	25	00:25:10.25		139.63	86.76	0:58.99	10	142.99	88.85
2	4		David PEGLEY	Lola T86-90	25	00:25:54.19	43.94	135.69	84.31	0:59.51	4	141.74	88.07
3	19		Richard ATKINSON	Nemesis RME 97/98	25	00:25:54.41	44.16	135.67	84.30	1:00.26	3	139.98	86.98
4	39		Mike ST CLAIR JOHNSON	Nemesis FE95	24	00:25:12.99	1 LAP	133.80	83.14	1:01.43	7	137.31	85.32
5	21		Richard GILMOUR	Robinson SP801	24	00:25:49.75	1 LAP	130.63	81.17	1:03.37	24	133.11	82.71
6	1		Mike FRY	WEV	24	00:25:51.60	1 LAP	130.48	81.07	1:02.96	21	133.98	83.25
7	77		Graham ONION	Phantom P94	23	00:25:42.52	2 LAPS	125.77	78.15	1:04.84	2	130.09	80.83

NOT CLASSIFIED

FASTEST LAP

28 John HARRISON Mallock Mk29 0:58.99 on lap 10 142.99 KPH 88.85 MPH
NEW LAP RECORD

W. Parker
16:03

Non-starter - 8

UNISYS service

750 MOTOR CLUB - PEMBREY

MST sports timing

DATE - 27-08-00

START - 14:59

WEATHER/TRACK - BRIGHT / DRY

ISSUED - 15:29

PROVISIONAL RESULT FOR RACE 17

750 Motor Club Formula 4


POS	NO.	CL	DRIVER	CAR	LAPS	RACE TIME	BEHIND	KPH	MPH	BEST LAP	ON	KPH	MPH
1	21	A	Andy SCHULZ	Chevron B67	15	00:15:10.23		139.01	86.37	0:59.72	12	141.25	87.76
2	3	A	Erwin SMIECH	Reynard SF86	15	00:15:11.21	0.98	138.86	86.28	0:59.10	14	142.73	88.69
3	36	A	Adrian BESWICK	Van Diemen RF87	15	00:15:15.86	5.63	138.15	85.84	1:00.14	8	140.26	87.15
4	32	A	Garry CLEAVER	Ray 89F	15	00:15:19.19	8.96	137.65	85.53	1:00.12	12	140.31	87.18
5	77	B	Andy BILLING	Reynard SF81	15	00:15:19.67	9.44	137.58	85.49	1:00.24	9	140.03	87.01
6	27	A	David DAWSON	Reynard	15	00:15:38.81	28.58	134.78	83.74	1:01.02	4	138.24	85.89
7	19	B	Edward WILKINS	Royale RP33	15	00:15:39.66	29.43	134.65	83.67	1:01.54	15	137.07	85.17
8	99	A	Charles ADRIAN	Delta T92 CEA	15	00:15:48.16	37.93	133.45	82.92	1:01.64	9	136.85	85.03
9	30	B	Stuart WRIGHT	Van Diemen RF82	15	00:15:56.93	46.70	132.22	82.16	1:02.47	3	135.03	83.90
10	82	B	Stuart SMITH	Van Diemen RF82	15	00:15:59.10	48.87	131.92	81.97	1:02.18	4	135.66	84.29
11	45	C	Trevor ARKELL	Royale RP27	15	00:16:07.44	57.21	130.79	81.27	1:03.27	13	133.32	82.84
12	37	C	Paul FELLOWS	Royale RP27	14	00:15:48.57	1 LAP	124.50	77.36	1:06.14	7	127.54	79.25
13	80	A	Peter MONK	Dastle Mk16	13	00:16:13.15	2 LAPS	112.68	70.02	1:10.63	12	119.43	74.21

NOT CLASSIFIED

83	B	Stuart BOYER	Van Diemen RF83	11	00:11:25.89	D.N.F.		135.28	84.06	1:00.92	4	138.46	86.04
----	---	--------------	-----------------	----	-------------	--------	--	--------	-------	---------	---	--------	-------

FASTEST LAP

3	A	Erwin SMIECH	Reynard SF86	0:59.10	on lap	14	142.73 KPH	88.69 MPH
77	B	Andy BILLING	Reynard SF81	1:00.24	on lap	9	140.03 KPH	87.01 MPH
45	C	Trevor ARKELL	Royale RP27	1:03.27	on lap	13	133.32 KPH	82.84 MPH


15.00

UNISYS service

750 MOTOR CLUB - PEMBREY



MST sports timing

DATE - 27-08-00

START - 14:34

WEATHER/TRACK - BRIGHT / DRY

ISSUED - 14:54

PROVISIONAL RESULT FOR RACE 16

grg.com Kit Cars - Class B/C

POS	NO.	CL	DRIVER	CAR	LAPS	RACE TIME	BEHIND	KPH	MPH	BEST LAP	ON	KPH	MPH
1	6	C	Clive HUDSON	Sylva Phoenix	14	00:16:49.78		116.95	72.67	1:05.89	4	128.02	79.55
2	2	C	Steve TAYLOR	Sylva Striker	14	00:16:50.24	0.46	116.90	72.63	1:05.70	4	128.39	79.78
3	17	C	Jonathan EDWARDS	Westfield SE	14	00:16:51.49	1.71	116.75	72.54	1:06.26	4	127.30	79.10
4	12	C	Andrew OWEN	Sylva Phoenix	14	00:16:51.97	2.19	116.70	72.51	1:06.72	7	126.43	78.56
5	19	B	Martin SMITH	LA Gold	14	00:16:55.82	6.04	116.25	72.23	1:07.77	10	124.47	77.34
6	52	B	Mark ARDERN	Sylva Phoenix	14	00:16:56.38	6.60	116.19	72.19	1:07.82	8	124.38	77.28
7	25	C	Jonathan BARNETT	Sylva Phoenix	14	00:16:57.40	7.62	116.07	72.12	1:08.16	11	123.76	76.90
8	58	C	Andrew HILEY	Quantum Extreme	14	00:16:59.33	9.55	115.85	71.99	1:08.41	8	123.30	76.62
9	74	C	Richard WELCH	Westfield SEiW	14	00:17:04.11	14.33	115.31	71.65	1:08.60	11	122.96	76.40
10	66	C	Simon CHILDS	Sylva Striker	14	00:17:07.27	17.49	114.96	71.43	1:07.32	11	125.30	77.86
11	49	B	Ian CREBA	Vindicator Sprint	14	00:17:12.63	22.85	114.36	71.06	1:09.12	9	122.04	75.83
12	3	C	Nigel BROWN	Leader 400	14	00:17:27.47	37.69	112.74	70.05	1:10.66	6	119.38	74.18
13	90	C	Tony SOUTHGATE	Sylva Phoenix	13	00:16:53.26	1 LAP	108.22	67.24	1:12.18	6	116.86	72.61
14	29	C	John SIMS	Westfield SE	13	00:16:54.71	1 LAP	108.07	67.15	1:11.79	5	117.50	73.01

NOT CLASSIFIED

75	B	Nick FLYNN	Sylva Striker	11	00:13:19.73	D.N.F.	116.02	72.09	1:07.66	7	124.67	77.46	
7	C	Tim HARMER	Sylva Striker	4	00:05:07.65	D.N.F.	109.67	68.15	1:07.00	4	125.90	78.23	
85	B	Paul EVANS	Sylva Phoenix	0	00:00:00.00								

FASTEST LAP


2	C	Steve TAYLOR	Sylva Striker	1:05.70	on lap	4	128.39 KPH	79.78 MPH	Recd
75	B	Nick FLYNN	Sylva Striker	1:07.66	on lap	7	124.67 KPH	77.46 MPH	

Walter
14:37

Non-starter - 30

UNISYS service

750 MOTOR CLUB - PEMBREY



MST sports timing

DATE - 27-08-00

START - 14:00

WEATHER/TRACK - BRIGHT / DRY

ISSUED - 14:23

PROVISIONAL RESULT FOR RACE 15

Demon Tweeks/Yokohama/CCC Hot Hatch

POS	NO.	CL	DRIVER	CAR	LAPS	RACE TIME	BEHIND	KPH	MPH	BEST LAP	ON	KPH	MPH
1	5	B	Andrew VAREY	Peugeot 205 GTi	15	00:17:24.27		121.16	75.29	1:08.42	4	123.29	76.60
2	19	B	Roger EBDON	Fiesta XR2	15	00:17:24.75	0.48	121.11	75.25	1:08.38	4	123.36	76.65
3	82	B	Guy FOULGER	Citroen Saxo VTR	15	00:17:25.18	0.91	121.06	75.22	1:08.54	9	123.07	76.47
4	50	B	John HAMMERSLEY	Fiesta XR2	15	00:17:41.24	16.97	119.23	74.08	1:08.77	4	122.66	76.21
5	2	B	Carl LAWRENCE	Vauxhall Nova GTE	15	00:17:49.18	24.91	118.34	73.53	1:10.16	2	120.23	74.70
6	47	B	Martyn CULLEY	Fiesta XR2	15	00:17:51.31	27.04	118.11	73.39	1:10.15	6	120.25	74.71
7	41	B	Barrie CULLEY	Fiesta XR2	15	00:17:56.35	32.08	117.55	73.04	1:10.33	5	119.94	74.52
8	31	B	Lewis WILLIAMS	Fiesta XR2	15	00:17:57.88	33.61	117.39	72.94	1:10.36	7	119.89	74.49
9	60	A	Lee REYNOLDS	Citroen AX GTi	15	00:17:59.20	34.93	117.24	72.85	1:10.37	6	119.87	74.48
10	22	B	Andy FELLS	Fiesta XR2	15	00:17:59.97	35.70	117.16	72.80	1:10.60	13	119.48	74.24
11	85	B	Steve HORNER	Fiesta XR2	15	00:18:01.07	36.80	117.04	72.72	1:10.58	4	119.51	74.26
12	4	A	Mark CUNNINGHAM	Citroen AX GT	15	00:18:08.73	44.46	116.22	72.21	1:10.92	5	118.94	73.90
13	26	B	Jason MARINO	Fiesta XR2	15	00:18:11.96	47.69	115.87	72.00	1:10.34	4	119.92	74.51
14	55	B	Steve TREEN	Fiesta XR2	15	00:18:22.96	58.69	114.72	71.28	1:11.26	9	118.37	73.55
15	84	A	Mark BUSH	Rover Metro GTi	15	00:18:23.17	58.90	114.69	71.27	1:10.65	5	119.39	74.19
16	27	B	Stephen WOOD	Peugeot 205 GTi	15	00:18:36.89	1:12.62	113.29	70.39	1:12.45	5	116.43	72.34
17	69	A	Steve ORCHARD	Rover MG Metro	14	00:18:19.58	1 LAP	107.40	66.73	1:12.83	10	115.82	71.97

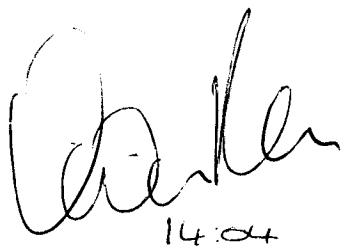
NOT CLASSIFIED

45	A	Terry CRANE	Metro GTi	12	00:14:43.29	D.N.F.	114.60	71.21	1:11.14	3	118.57	73.68
----	---	-------------	-----------	----	-------------	--------	--------	-------	---------	---	--------	-------

FASTEST LAP

19	B	Roger EBDON	Fiesta XR2	1:08.38	on lap 4	123.36 KPH	76.65 MPH
60	A	Lee REYNOLDS	Citroen AX GTi	1:10.37	on lap 6	119.87 KPH	74.48 MPH

CLASS A & B LAP RECORDS



14:04

Non-starter - 43

UNISYS service

750 MOTOR CLUB - PEMBREY



MST sports timing

DATE - 27-08-00

START - 13:36

WEATHER/TRACK - CLOUDY / DRY

ISSUED - 13:59

PROVISIONAL RESULT FOR RACE 14

H.R.Owen Roadsports

POS	NO.	CL	DRIVER	CAR	LAPS	RACE TIME	BEHIND	KPH	MPH	BEST LAP	ON	KPH	MPH
1	39	C	Keith AHLERS	Morgan Plus 8	15	00:16:46.21		125.75	78.13	1:05.69	4	128.41	79.79
2	75	B	Darryl DAVIS	Lotus Elise	15	00:17:16.05	29.84	122.13	75.88	1:07.27	4	125.39	77.91
3	36	C	Mal DAVISON	Porsche 911	15	00:17:17.26	31.05	121.98	75.79	1:06.73	4	126.41	78.54
4	55	B	Mike TUGWELL	Lotus Elan S2	15	00:17:24.71	38.50	121.11	75.25	1:06.75	9	126.37	78.52
5	3	B	Pat THOMAS	Lotus Elan S1	15	00:17:27.38	41.17	120.80	75.06	1:07.59	15	124.80	77.54
6	23	B	Stephen OLIVER	Lotus Elise	15	00:17:32.59	46.38	120.21	74.69	1:08.36	11	123.39	76.67
7	27	C	Martin HOPE	Renault Spider	15	00:17:34.81	48.60	119.95	74.53	1:08.53	5	123.09	76.48
8	91	C	Daniel WATT	Porsche 911	15	00:17:54.76	1:08.55	117.73	73.15	1:09.96	5	120.57	74.92
9	77	B	David DAWSON	Evante 140TC	14	00:17:00.15	1 LAP	115.76	71.93	1:10.25	8	120.07	74.61
10	66	C	John REED	Renault Spider	14	00:17:02.36	1 LAP	115.51	71.77	1:09.08	7	122.11	75.87
11	26	C	Richard CORBETT	Lotus Elise	14	00:17:04.14	1 LAP	115.31	71.65	1:09.95	4	120.59	74.93
12	57	D	Mike GARDINER	TVR Tasmin 280	14	00:17:09.74	1 LAP	114.68	71.26	1:11.67	6	117.69	73.13
13	1	A	Kevin GINGER	Triumph Spitfire	14	00:17:17.51	1 LAP	113.82	70.72	1:11.37	10	118.19	73.44
14	2	A	Pete RICHARDS	Clan Crusader	14	00:17:17.79	1 LAP	113.79	70.71	1:11.51	7	117.96	73.29
15	80	D	Steve LEWIS	TVR Tasmin 280	14	00:17:24.50	1 LAP	113.06	70.25	1:12.00	6	117.16	72.80
16	7	C	Chris VAREY	Porsche 968CS	14	00:17:35.49	1 LAP	111.88	69.52	1:12.99	7	115.57	71.81
17	58	D	Stephen BECK	TVR Tasmin 280	14	00:17:44.38	1 LAP	110.95	68.94	1:12.59	4	116.20	72.20
18	92	D	Gareth THOMAS	TVR Tasmin 280	13	00:17:04.93	2 LAPS	106.99	66.48	1:16.49	10	110.28	68.52
19	81	D	Simon LINDLEY	TVR Tasmin 280	13	00:17:09.39	2 LAPS	106.53	66.19	1:15.53	2	111.68	69.39
20	78	D	Paul FENTON	TVR Tasmin	13	00:17:26.24	2 LAPS	104.81	65.12	1:17.52	4	108.81	67.61
21	90	D	Struan ROBERTSON	TVR Tasmin 280	13	00:17:57.29	2 LAPS	101.79	63.25	1:18.27	7	107.77	66.96
22	83	D	Richard THORPE	TVR Tasmin 280	12	00:17:02.66	3 LAPS	98.98	61.50	1:19.00	3	106.77	66.34
23	94	D	Patrick SMITH	TVR Tasmin 280	12	00:17:25.21	3 LAPS	96.84	60.17	1:20.93	4	104.23	64.76

NOT CLASSIFIED

96	D	Simon BOWES	TVR Tasmin 280	11	00:13:42.04	D.N.F.	112.87	70.13	1:11.77	7	117.53	73.03
28	B	Stephen McINTOSH	Lotus Elise	8	00:09:25.47	D.N.F.	119.34	74.15	1:07.74	7	124.52	77.37

FASTEST LAP

39	C	Keith AHLERS	Morgan Plus 8	1:05.69	on lap	4	128.41 KPH	79.79 MPH
55	B	Mike TUGWELL	Lotus Elan S2	1:06.75	on lap	9	126.37 KPH	78.52 MPH
1	A	Kevin GINGER	Triumph Spitfire	1:11.37	on lap	10	118.19 KPH	73.44 MPH
57	D	Mike GARDINER	TVR Tasmin 280	1:11.67	on lap	6	117.69 KPH	73.13 MPH

CLASS D LAP RECORD

Non-starters - 37 99

Keith
12:46

UNISYS service

750 MOTOR CLUB - PEMBREY

MST

MST sports timing

DATE - 27-08-00

START - 12:14

WEATHER/TRACK - BRIGHT / DRY

ISSUED - 12:37

PROVISIONAL RESULT FOR RACE 13

grg.com Kit Cars - Class A

POS	NO.	CL	DRIVER	CAR	LAPS	RACE TIME	BEHIND	KPH	MPH	BEST LAP	ON	KPH	MPH
1	60	A	Andy STERLING	Dax Rush	15	00:16:41.34		126.36	78.51	1:05.60	8	128.59	79.90
2	77	A	Mark OWEN	Sylva Striker Mk3	15	00:16:41.87	0.53	126.29	78.47	1:05.40	11	128.98	80.14
3	1	A	Jonathan WHITE	Sylva Striker	15	00:16:55.20	13.86	124.63	77.44	1:05.58	11	128.62	79.92
4	40	A	Cliff BARNES	YKC Roadster	15	00:17:15.02	33.68	122.25	75.96	1:06.86	9	126.16	78.39
5	42	A	Tom THORNTON	Sylva Striker Mk2	15	00:17:54.87	1:13.53	117.71	73.14	1:07.72	5	124.56	77.40
6	84	A	Christopher BROWN	Westfield SE	14	00:16:45.57	1 LAP	117.44	72.97	1:10.03	13	120.45	74.84
7	69	A	Nick CRADDOCK	Westfield	14	00:17:20.11	1 LAP	113.54	70.55	1:10.75	9	119.23	74.08
8	71	A	Andrew WITHERS	Westfield SE	14	00:17:43.69	1 LAP	111.02	68.98	1:11.83	10	117.43	72.97
9	78	A	Ken LEWINS	Dutton Leggera	13	00:16:59.25	2 LAPS	107.59	66.85	1:15.60	6	111.58	69.33
10	70	A	Henry MANNINGS	Fisher Fury	13	00:17:33.95	2 LAPS	104.04	64.65	1:14.75	8	112.85	70.12
NOT CLASSIFIED													
61	A	Ian FLETCHER	Fletcher Hornet	14	00:15:59.23	D.N.F.	123.11	76.50	1:07.01	3	125.88	78.22	
15	A	Andy CHARLESLEY	Fisher Fury	12	00:14:02.46	D.N.F.	120.15	74.66	1:05.67	6	128.45	79.81	
5	A	Tony ABSOLOM	Sylva Striker	12	00:14:23.56	D.N.F.	117.21	72.83	1:10.03	8	120.45	74.84	
82	A	Dan COMPTON	Sylva Mk2	8	00:09:07.55	D.N.F.	123.24	76.58	1:05.74	5	128.31	79.73	
20	A	Clive TURNER	Autotune Gemini	0	00:00:00.00								

FASTEST LAP

77 A Mark OWEN Sylva Striker Mk3 1:05.40 on lap 11 128.98 KPH 80.14 MPH
NEW LAP RECORD

Wankler
12:19

UNISYS service

750 MOTOR CLUB - PEMBREY

J

MST sports timing

DATE - 27-08-00

START - 11:49

WEATHER/TRACK - BRIGHT / DRY

ISSUED - 12:12

PROVISIONAL RESULT FOR RACE 12

REMARC Formula Vee

POS	NO.	CL	DRIVER	CAR	LAPS	RACE TIME	BEHIND	KPH	MPH	BEST LAP	ON	KPH	MPH
1	93		Ian BARRETT	Leystone	12	00:12:54.39		130.71	81.22	1:03.60	5	132.63	82.41
2	2		Jeremy CLARK	Spyder GAC	12	00:12:57.47	3.08	130.19	80.90	1:03.76	9	132.30	82.20
3	83		Craig DAVIS	Leystone JH002	12	00:12:58.13	3.74	130.08	80.83	1:03.60	9	132.63	82.41
4	3		Ian JORDAN	Royale RP26	12	00:13:02.39	8.00	129.38	80.39	1:04.06	3	131.68	81.82
5	88		Guy BELLINGHAM	Scarab Mk2	12	00:13:06.64	12.25	128.68	79.95	1:04.06	4	131.68	81.82
6	16		Alan HARDING	Leystone 2000	12	00:13:18.95	24.56	126.69	78.72	1:04.69	7	130.39	81.02
7	29		Simon READMAN	Spyder	12	00:13:19.22	24.83	126.65	78.70	1:04.36	6	131.06	81.44
8	10		Jon RANDALL	Kaimann	12	00:13:20.21	25.82	126.49	78.60	1:05.04	8	129.69	80.59
9	6		Michele MAFFEI	Spyder 98	12	00:13:23.59	29.20	125.96	78.27	1:04.43	11	130.92	81.35
10	8		Dave JORDAN	Sheane 98	12	00:13:30.11	35.72	124.95	77.64	1:05.79	2	128.21	79.67
11	24		Alan ROBINSON	Leystone AHS	12	00:13:39.90	45.51	123.46	76.71	1:06.10	2	127.61	79.29
12	65		Michael FENWICK	Leystone JH002	12	00:13:46.49	52.10	122.47	76.10	1:07.18	2	125.56	78.02
13	58		Bill STENNING	Spyder	12	00:13:47.84	53.45	122.27	75.97	1:07.30	12	125.34	77.88
14	61		Ed MERCER	Sheane	12	00:13:48.16	53.77	122.23	75.95	1:06.46	12	126.92	78.86
15	89		Scott BROWN	Spyder 98	12	00:13:51.01	56.62	121.81	75.69	1:06.83	12	126.22	78.43
16	23		Andy METCALF	Leystone	12	00:13:59.00	1:04.61	120.65	74.96	1:07.39	3	125.17	77.78
17	91		Pete SMITH	Leystone	11	00:13:01.08	1 LAP	118.79	73.81	1:08.50	11	123.14	76.51
18	17		Tom WATSON	Sheane FV/96	11	00:13:07.36	1 LAP	117.85	73.22	1:09.43	3	121.49	75.49
19	54		Ian FULLER	Rossallini FV931	11	00:13:11.57	1 LAP	117.22	72.83	1:10.26	8	120.06	74.60
20	41		Peter BENNETT	Sheane	11	00:13:15.28	1 LAP	116.67	72.49	1:08.58	10	123.00	76.43
21	98		Craig HIGGINS	Sheane	11	00:13:45.56	1 LAP	112.39	69.84	1:12.47	11	116.40	72.32

NOT CLASSIFIED

12	Kevin GILLESPIE	Leystone 00	5	00:05:58.02	D.N.F.	117.80	73.20	1:04.80	4	130.17	80.88
78	Ricky COLE	ARI Mk4	4	00:05:19.03	D.N.F.	105.76	65.71	1:10.55	2	119.56	74.29
99	John PARRY	Scarab Mk2	3	00:03:50.29	D.N.F.	109.89	68.28	1:12.59	3	116.20	72.20

FASTEST LAP

93	Ian BARRETT	Leystone	1:03.60	on lap	5	132.63 KPH	82.41 MPH
83	Craig DAVIS	Leystone JH002	1:03.60	on lap	9	132.63 KPH	82.41 MPH

Went
12:19

UNISYS service

750 MOTOR CLUB - PEMBREY

J

MST sports timing

DATE - 27-08-00

START - 11:26

WEATHER/TRACK - BRIGHT / DRY

ISSUED - 11:45

PROVISIONAL RESULT FOR RACE 11

Demon Tweeks/Yokohama/CCC Stock Hatch - Final 2

POS	NO.	CL	DRIVER	CAR	LAPS	RACE TIME	BEHIND	KPH	MPH	BEST LAP	ON	KPH	MPH
1	24		Tony SCARLETT	Peugeot 106 SXi	12	00:14:51.71		113.51	70.53	1:13.20	5	115.23	71.60
2	17		Peter FEATHERSTONE	Peugeot 205 GTi	12	00:14:53.96	2.25	113.23	70.36	1:13.32	9	115.05	71.48
3	16		Anthony RIDD	Suzuki Swift GTi	12	00:15:08.00	16.29	111.48	69.27	1:14.23	3	113.64	70.61
4	3		Jay FROST	Suzuki Swift GTi	12	00:15:08.20	16.49	111.45	69.25	1:14.65	3	113.00	70.21
5	45		Mark DAVIES	Peugeot 205 GTi	12	00:15:08.49	16.78	111.42	69.23	1:13.48	12	114.80	71.33
6	5		Paul TAYLOR	Peugeot 205 GTi	12	00:15:13.47	21.76	110.81	68.85	1:14.98	5	112.50	69.90
7	66		Andy BURGESS	Suzuki Swift GTi	12	00:15:13.70	21.99	110.78	68.84	1:14.70	5	112.92	70.16
8	14		Andy ELLIOTT	Fiesta XR2i	12	00:15:14.47	22.76	110.69	68.78	1:14.65	4	113.00	70.21
9	78		Michael THURSTON	Peugeot 205 GTi	12	00:15:14.69	22.98	110.66	68.76	1:14.48	5	113.25	70.37
10	28		Sean STANWAY	Fiesta XR2	12	00:15:19.94	28.23	110.03	68.37	1:14.34	5	113.47	70.50
11	74		Steve GORDON	Fiesta XR2	12	00:15:22.85	31.14	109.68	68.15	1:14.84	6	112.71	70.03
12	88		Chris OWEN	Vauxhall Nova GTE	12	00:15:23.68	31.97	109.59	68.09	1:15.23	10	112.13	69.67
13	7		Darren BLUMSON	Peugeot 205 GTi	12	00:15:24.54	32.83	109.48	68.03	1:15.17	5	112.21	69.72
14	48		Dave BALDING	Fiesta XR2	12	00:15:25.00	33.29	109.43	67.99	1:15.30	9	112.02	69.60
15	97		Andy HERRING	Suzuki Swift GTi	12	00:15:25.40	33.69	109.38	67.96	1:14.97	12	112.51	69.91
16	34		Paul SHEEHAN	Peugeot 205 GTi	12	00:15:26.35	34.64	109.27	67.90	1:15.40	5	111.87	69.51
17	85		Mark RODWAY	Peugeot 205 GTi	12	00:15:26.63	34.92	109.24	67.87	1:15.44	12	111.81	69.48
18	23		Paul TIBBS	Fiesta XR2	12	00:15:26.99	35.28	109.19	67.85	1:14.68	9	112.95	70.18
19	33		James WARNER	Fiesta XR2	12	00:15:30.59	38.88	108.77	67.59	1:14.54	3	113.16	70.31
20	44		Martin ROGERS	Fiesta XR2	12	00:15:36.19	44.48	108.12	67.18	1:16.02	5	110.96	68.95
21	38		Phillip BECKER	Fiesta XR2i	12	00:15:36.91	45.20	108.04	67.13	1:16.07	11	110.89	68.90

NOT CLASSIFIED

56			Matthew POTTER	Peugeot 205 GTi	4	00:05:06.39	D.N.F.	110.12	68.43	1:14.53	3	113.18	70.32
----	--	--	----------------	-----------------	---	-------------	--------	--------	-------	---------	---	--------	-------

FASTEST LAP

24 Tony SCARLETT Peugeot 106 SXi 1:13.20 on lap 5 115.23 KPH 71.60 MPH



17:05

Non-starters - 6 39 43 67

UNISYS service

750 MOTOR CLUB - PEMBREY



MST sports timing

DATE - 26-08-00

START - 16:44

WEATHER/TRACK - BRIGHT / DRY

ISSUED - 17:05

PROVISIONAL RESULT FOR RACE 10

Haynes Locost Series

POS	NO.	CL	DRIVER	CAR	LAPS	RACE TIME	BEHIND	KPH	MPH	BEST LAP	ON	KPH	MPH
1	44		David GARTHWAITE	Locost	12	00:14:48.51		113.92	70.79	1:12.29	5	116.69	72.50
2	8		Darren BANKS	Locost	12	00:15:07.88	19.37	111.49	69.28	1:13.65	6	114.53	71.16
3	35		Royce GREY	Locost	12	00:15:09.87	21.36	111.25	69.12	1:14.49	10	113.24	70.36
4	7		Adam WILKINSON	Locost	12	00:15:10.13	21.62	111.22	69.11	1:12.93	6	115.66	71.87
5	90		Lee ROUILLIER	Locost	12	00:15:10.31	21.80	111.20	69.09	1:13.96	9	114.05	70.87
6	53		Mike SAUNDERS	Locost	12	00:15:10.57	22.06	111.16	69.07	1:14.30	4	113.53	70.54
7	16		Steven TAYLOR	Locost	12	00:15:12.67	24.16	110.91	68.91	1:14.57	12	113.12	70.29
8	41		Brett TOWNSEND	Locost	12	00:15:19.13	30.62	110.13	68.43	1:14.04	7	113.93	70.79
9	33		Glenn BOYER	Locost	12	00:15:19.31	30.80	110.11	68.42	1:14.89	4	112.63	69.99
10	21		Tony CHERRINGTON	Locost	12	00:15:20.70	32.19	109.94	68.31	1:15.23	6	112.13	69.67
11	9		Malcolm MITTON	Locost	12	00:15:25.33	36.82	109.39	67.97	1:15.40	3	111.87	69.51
12	36		Darryl BECKWITH	Locost	12	00:15:48.83	1:00.32	106.68	66.29	1:15.45	10	111.80	69.47
13	47		John O'HALLORAN	Locost	12	00:15:49.32	1:00.81	106.63	66.25	1:16.98	10	109.58	68.09
14	22		David COTTRELL	Locost	12	00:15:50.30	1:01.79	106.52	66.18	1:16.39	10	110.42	68.61
15	55		Rodney GILDERSLEEVES	Locost	12	00:15:59.40	1:10.89	105.51	65.56	1:15.39	10	111.89	69.52
16	19		Barnaby GUEST	Locost	12	00:16:06.23	1:17.72	104.76	65.09	1:18.80	7	107.05	66.51
17	34		Ian GIBSON	Locost	12	00:16:06.70	1:18.19	104.71	65.06	1:18.18	9	107.89	67.04
18	27		Alex HUGHES	Locost	11	00:14:49.28	1 LAP	104.34	64.83	1:19.10	6	106.64	66.26
19	29		John SUCKLING	Locost	11	00:15:11.02	1 LAP	101.85	63.28	1:20.08	4	105.33	65.45

NOT CLASSIFIED

18			Philip O'HALLORAN	Locost	8	00:10:41.52	D.N.F.	105.19	65.36	1:16.77	8	109.88	68.27
24			Gordon DOBSON	Locost	7	00:09:28.88	D.N.F.	103.79	64.49	1:17.90	7	108.28	67.28
69			John BALLENTYNE	Locost	6	00:15:03.08	D.N.Q.	56.04	34.82	1:20.70	5	104.52	64.95

FASTEST LAP

44 David GARTHWAITE Locost 1:12.29 on lap 5 116.69 KPH 72.50 MPH



16:50

Non-starters - 26 43

UNISYS service

750 MOTOR CLUB - PEMBREY



MST sports timing

DATE - 26-08-00

START - 16:22

WEATHER/TRACK - BRIGHT / DRY

ISSUED - 16:42

PROVISIONAL RESULT FOR RACE 9

Autoscribe 750 Formula


POS	NO.	CL	DRIVER	CAR	LAPS	RACE TIME	BEHIND	KPH	MPH	BEST LAP	ON	KPH	MPH
1	3		Pete KNIPE	DNC F750	12	00:13:26.26		125.55	78.01	1:06.01	6	127.79	79.40
2	9		Peter BOVE	Darvi 88/P	12	00:13:28.86	2.60	125.14	77.76	1:06.50	4	126.85	78.82
3	2		Bob SIMPSON	SS Reliant	12	00:13:31.73	5.47	124.70	77.48	1:06.63	4	126.60	78.66
4	6		Antony RAINE	Centaur Mk16	12	00:13:46.21	19.95	122.51	76.12	1:07.45	4	125.06	77.71
5	30		Peter SLEIGHT	Darvi Mk5	12	00:13:52.46	26.20	121.59	75.55	1:07.95	9	124.14	77.13
6	43		Dick HARVEY	Darvi - 91D	12	00:13:59.47	33.21	120.58	74.92	1:08.55	7	123.05	76.46
7	55	B	Roger ROWE	Centaur	12	00:14:12.60	46.34	118.72	73.77	1:08.91	7	122.41	76.06
8	12	B	Andrew LAKE	Darvi Mk5B	12	00:14:18.81	52.55	117.86	73.23	1:09.14	6	122.00	75.81
9	50		Rodney HILL	Mystic T4/21	12	00:14:25.69	59.43	116.93	72.65	1:09.87	6	120.73	75.01
10	17	B	Steve BOOTHER	Harrison	12	00:14:27.12	1:00.86	116.73	72.53	1:09.96	6	120.57	74.92
11	21	B	John SLEIGHT	Phoenix 799	12	00:14:27.39	1:01.13	116.70	72.51	1:09.22	3	121.86	75.72
12	27	B	Sue BUXTON	Darvi Mk5/97	12	00:14:27.66	1:01.40	116.66	72.49	1:08.57	10	123.02	76.44
13	99	B	Adrian DANIELS	Kaz 96	12	00:14:27.67	1:01.41	116.66	72.49	1:09.03	9	122.20	75.93
14	42	B	Martin KEMP	Darvi Mk6	11	00:13:46.02	1 LAP	112.33	69.80	1:08.28	5	123.54	76.76
15	13	B	Paul MORRIS	Darvi 92J	11	00:14:10.25	1 LAP	109.13	67.81	1:12.20	5	116.83	72.59

NOT CLASSIFIED

22	B	Alan COLLARD	Hague 80	3	00:03:51.17	D.N.F.		109.47	68.02	1:13.83	3	114.25	70.99
----	---	--------------	----------	---	-------------	--------	--	--------	-------	---------	---	--------	-------

FASTEST LAP

3	Pete KNIPE	DNC F750	1:06.01	on lap	6	127.79 KPH	79.40 MPH
42	B Martin KEMP	Darvi Mk6	1:08.28	on lap	5	123.54 KPH	76.76 MPH



Alan Collard
16/10

UNISYS service

750 MOTOR CLUB - PEMBREY



MST sports timing

DATE - 26-08-00

START - 15:48

WEATHER/TRACK - CLOUDY / DRY

ISSUED - 16:06

PROVISIONAL RESULT FOR RACE 8

Demon Tweeks/Yokohama/CCC Stock Hatch

POS	NO.	CL	DRIVER	CAR	LAPS	RACE TIME	BEHIND	KPH	MPH	BEST LAP	ON	KPH	MPH
1	43		Jason WATKINS	Fiesta XR2	12	00:15:05.29		111.81	69.47	1:14.41	4	113.36	70.44
2	78		Michael THURSTON	Peugeot 205 GTi	12	00:15:06.32	1.03	111.68	69.40	1:14.34	6	113.47	70.50
3	6		Steve POWLESLAND	Peugeot 205 GTi	12	00:15:10.57	5.28	111.16	69.07	1:13.47	8	114.81	71.34
4	45		Mark DAVIES	Peugeot 205 GTi	12	00:15:12.31	7.02	110.95	68.94	1:13.32	12	115.05	71.48
5	34		Paul SHEEHAN	Peugeot 205 GTi	12	00:15:13.01	7.72	110.87	68.89	1:14.51	4	113.21	70.34
6	88		Chris OWEN	Vauxhall Nova GTE	12	00:15:19.52	14.23	110.08	68.40	1:14.47	7	113.27	70.38
7	85		Mark RODWAY	Peugeot 205 GTi	12	00:15:19.89	14.60	110.04	68.37	1:15.12	7	112.29	69.77
8	48		Dave BALDING	Fiesta XR2	12	00:15:21.75	16.46	109.81	68.23	1:15.08	5	112.35	69.81
9	23		Paul TIBBS	Fiesta XR2	12	00:15:23.37	18.08	109.62	68.11	1:15.26	5	112.08	69.64
10	7		Darren BLUMSON	Peugeot 205 GTi	12	00:15:23.58	18.29	109.60	68.10	1:14.62	6	113.04	70.24
11	44		Martin ROGERS	Fiesta XR2	12	00:15:26.14	20.85	109.29	67.91	1:15.41	10	111.86	69.50
12	97		Andy HERRING	Suzuki Swift GTi	12	00:15:34.76	29.47	108.29	67.28	1:15.55	11	111.65	69.37
13	38		Phillip BECKER	Fiesta XR2i	12	00:15:35.36	30.07	108.22	67.24	1:16.28	3	110.58	68.71
14	39		Miles HORNE	Peugeot 309 XS	12	00:15:36.49	31.20	108.09	67.16	1:16.20	3	110.70	68.78
15	96		Gareth WRIGHT	Fiesta XR2	12	00:15:36.76	31.47	108.06	67.14	1:15.83	4	111.24	69.12
16	95		Ewen CONSTANT	VW Golf Mk 1	12	00:15:48.50	43.21	106.72	66.31	1:17.01	3	109.53	68.06
17	69		Richard WARNER	Fiesta XR2	12	00:16:03.16	57.87	105.09	65.30	1:17.65	3	108.63	67.50
18	87		Craig INSKIP	Fiesta XR2	12	00:16:14.56	1:09.27	103.86	64.54	1:16.76	12	109.89	68.28

NOT CLASSIFIED

65		Terry ROUGHTON	Fiesta XR2	8	00:10:56.47	D.N.F.	102.79	63.87	1:17.08	2	109.43	68.00
61		Tony TAYLOR	Peugeot 205 GTi	4	00:05:42.29	D.N.F.	98.57	61.25	1:16.99	3	109.56	68.08
12		Gordon MACMILLAN	Fiesta XR2	2	00:02:44.75	D.N.F.	102.40	63.63	1:18.08	2	108.03	67.13

FASTEST LAP

45 Mark DAVIES Peugeot 205 GTi 1:13.32 on lap 12 115.05 KPH 71.48 MPH

pending judicial action
STE
1600

Non-starters - 40 42 52 60 76

UNISYS service

750 MOTOR CLUB - PEMBREY

MST sports timing

DATE - 26-08-00

START - 15:21

WEATHER/TRACK - CLOUDY / DRY

ISSUED - 15:41

PROVISIONAL RESULT FOR RACE 7

REMARC Formula Vee


POS	NO.	CL	DRIVER	CAR	LAPS	RACE TIME	BEHIND	KPH	MPH	BEST LAP	ON	KPH	MPH
1	93		Ian BARRETT	Leystone	15	00:16:09.85		130.46	81.06	1:03.85	5	132.11	82.09
2	2		Jeremy CLARK	Spyder GAC	15	00:16:12.14	2.29	130.15	80.87	1:03.88	5	132.05	82.05
3	83		Craig DAVIS	Leystone JH002	15	00:16:21.88	12.03	128.86	80.07	1:03.92	3	131.97	82.00
4	3		Ian JORDAN	Royale RP26	15	00:16:21.89	12.04	128.86	80.07	1:04.38	2	131.02	81.41
5	88		Guy BELLINGHAM	Scarab Mk2	15	00:16:22.50	12.65	128.78	80.02	1:04.51	3	130.76	81.25
6	6		Michele MAFFEI	Spyder 98	15	00:16:23.83	13.98	128.61	79.91	1:04.49	3	130.80	81.27
7	16		Alan HARDING	Leystone 2000	15	00:16:25.27	15.42	128.42	79.79	1:04.30	5	131.19	81.51
8	12		Kevin GILLESPIE	Leystone 00	15	00:16:25.28	15.43	128.42	79.79	1:04.19	10	131.41	81.65
9	29		Simon READMAN	Spyder	15	00:16:39.43	29.58	126.60	78.66	1:04.57	3	130.64	81.17
10	10		Jon RANDALL	Kaimann	15	00:16:40.65	30.80	126.45	78.57	1:05.67	12	128.45	79.81
11	8		Dave JORDAN	Sheane 98	15	00:16:50.94	41.09	125.16	77.77	1:05.88	7	128.04	79.56
12	24		Alan ROBINSON	Leystone AHS	15	00:17:01.95	52.10	123.81	76.93	1:06.81	12	126.26	78.45
13	65		Michael FENWICK	Leystone JH002	15	00:17:13.74	1:03.89	122.40	76.05	1:06.88	11	126.12	78.37
14	58		Bill STENNING	Spyder	14	00:16:16.37	1 LAP	120.95	75.15	1:07.87	11	124.28	77.23
15	54		Ian FULLER	Rossallini FV931	14	00:16:25.20	1 LAP	119.87	74.48	1:08.25	9	123.59	76.80
16	41		Peter BENNETT	Sheane	14	00:16:33.63	1 LAP	118.85	73.85	1:08.89	9	122.44	76.08
17	89		Scott BROWN	Spyder 98	14	00:16:40.64	1 LAP	118.02	73.33	1:07.75	11	124.50	77.36
18	17		Tom WATSON	Sheane FV/96	14	00:16:42.54	1 LAP	117.79	73.19	1:08.51	4	123.12	76.50
19	61		Ed MERCER	Sheane	14	00:16:57.15	1 LAP	116.10	72.14	1:11.07	6	118.69	73.75
20	99		John PARRY	Scarab Mk2	13	00:16:11.80	2 LAPS	112.84	70.11	1:10.86	10	119.04	73.97
21	98		Craig HIGGINS	Sheane	13	00:16:54.01	2 LAPS	108.14	67.19	1:12.82	6	115.84	71.98

NOT CLASSIFIED

91	Pete SMITH	Leystone	10	00:11:56.46	D.N.F.	117.73	73.15	1:07.92	4	124.19	77.17
23	Andy METCALF	Leystone	4	00:04:45.49	D.N.F.	118.19	73.44	1:08.80	2	122.60	76.18
78	Ricky COLE	ARI Mk4	0	00:00:00.00							

FASTEST LAP

93 Ian BARRETT Leystone 1:03.85 on lap 5 132.11 KPH 82.09 MPH


15:23

UNISYS service

750 MOTOR CLUB - PEMBREY



MST sports timing

DATE - 26-08-00

START - 14:57

WEATHER/TRACK - CLOUDY / DRY

ISSUED - 15:20

PROVISIONAL RESULT FOR RACE 6

750 Motor Club Formula 4

POS	NO.	CL	DRIVER	CAR	LAPS	RACE TIME	BEHIND	KPH	MPH	BEST LAP	ON	KPH	MPH
1	36	A	Adrian BESWICK	Van Diemen RF87	12	00:12:10.02		138.66	86.16	0:59.64	10	141.44	87.88
2	77	B	Andy BILLING	Reynard SF81	12	00:12:16.24	6.22	137.49	85.43	1:00.32	4	139.84	86.89
3	3	A	Erwin SMIECH	Reynard SF86	12	00:12:19.51	9.49	136.88	85.05	0:59.75	10	141.18	87.72
4	83	B	Stuart BOYER	Van Diemen RF83	12	00:12:29.76	19.74	135.01	83.89	1:01.33	10	137.54	85.46
5	19	B	Edward WILKINS	Royale RP33	12	00:12:31.26	21.24	134.74	83.72	1:00.98	8	138.33	85.95
6	99	A	Charles ADRIAN	Delta T92 CEA	12	00:12:38.51	28.49	133.45	82.92	1:01.61	8	136.91	85.07
7	27	A	David DAWSON	Reynard	12	00:12:40.16	30.14	133.16	82.74	1:01.60	8	136.94	85.09
8	82	B	Stuart SMITH	Van Diemen RF82	12	00:12:40.74	30.72	133.06	82.68	1:01.48	8	137.20	85.25
9	32	A	Garry CLEAVER	Ray 89F	12	00:12:41.22	31.20	132.97	82.62	1:00.23	5	140.05	87.02
10	30	B	Stuart WRIGHT	Van Diemen RF82	12	00:12:41.54	31.52	132.92	82.59	1:01.92	6	136.23	84.65
11	45	C	Trevor ARKELL	Royale RP27	12	00:12:56.87	46.85	130.30	80.96	1:03.42	4	133.01	82.64
12	21	A	Andy SCHULZ	Chevron B67	12	00:13:10.65	1:00.63	128.02	79.55	1:00.58	3	139.24	86.52
13	37	C	Paul FELLOWS	Royale RP27	11	00:12:18.92	1 LAP	125.57	78.02	1:05.90	8	128.00	79.53
14	80	A	Peter MONK	Dastle Mk16	11	00:12:52.05	1 LAP	120.18	74.68	1:07.28	10	125.37	77.90

NOT CLASSIFIED

FASTEST LAP

36	A	Adrian BESWICK	Van Diemen RF87	0:59.64	on lap	10	141.44 KPH	87.88 MPH
77	B	Andy BILLING	Reynard SF81	1:00.32	on lap	4	139.84 KPH	86.89 MPH
45	C	Trevor ARKELL	Royale RP27	1:03.42	on lap	4	133.01 KPH	82.64 MPH

No 3 includes 10 second penalty - jump start

John 11.59

UNISYS service

750 MOTOR CLUB - PEMBREY

D MST sports timing

DATE - 26-08-00

START - 14:37

WEATHER/TRACK - CLOUDY / DRY

ISSUED - 14:55

PROVISIONAL RESULT FOR RACE 5

WRDA Sports Saloons

POS	NO.	CL	DRIVER	CAR	LAPS	RACE TIME	BEHIND	KPH	MPH	BEST LAP	ON	KPH	MPH
1	44	D	Terry BROWN	Skoda	12	00:12:18.43		137.08	85.17	0:59.77	4	141.13	87.69
2	2		Brian CHATFIELD	Harrier	12	00:12:20.10	1.67	136.77	84.98	0:59.77	4	141.13	87.69
3	12	D	Clive HAYES	Radical	12	00:12:36.71	18.28	133.77	83.12	1:01.62	10	136.89	85.06
4	50	D	Chris EVERILL	Peugeot 205	11	00:12:22.00	1 LAP	125.05	77.70	1:04.25	2	131.29	81.58
5	34	A2	Maurice CROCKETT	Ford Mondeo	11	00:12:55.28	1 LAP	119.68	74.37	1:05.93	9	127.94	79.50
6	88	B	Nigel BOWEN	Porsche 911	11	00:13:13.31	1 LAP	116.96	72.67	1:09.42	2	121.51	75.50
7	21	C	Cindy PEARCE	Rover 216 GTi	11	00:13:24.76	1 LAP	115.30	71.64	1:10.91	6	118.96	73.91

NOT CLASSIFIED

16	B		Martin JONES	Rover 220 Turbo	8	00:09:37.40	D.N.F.	116.87	72.62	1:10.11	5	120.31	74.76
31	A2		Chris CROCKETT	Ford Mondeo	7	00:08:01.48	D.N.F.	122.64	76.20	1:05.55	6	128.68	79.96

FASTEST LAP

44	D		Terry BROWN	Skoda	0:59.77	on lap	4	141.13 KPH	87.69 MPH
2			Brian CHATFIELD	Harrier	0:59.77	on lap	4	141.13 KPH	87.69 MPH
31	A2		Chris CROCKETT	Ford Mondeo	1:05.55	on lap	6	128.68 KPH	79.96 MPH
88	B		Nigel BOWEN	Porsche 911	1:09.42	on lap	2	121.51 KPH	75.50 MPH
21	C		Cindy PEARCE	Rover 216 GTi	1:10.91	on lap	6	118.96 KPH	73.91 MPH

Non-starters - 22 60

[Signature]
14:40

UNISYS service

750 MOTOR CLUB - PEMBREY

[Signature]
MST sports timing

DATE - 26-08-00

START - 14:14

WEATHER/TRACK - BRIGHT / DRY

ISSUED - 14:31

PROVISIONAL RESULT FOR RACE 4

Demon Tweeks/Yokohama/CCC Stock Hatch - Final 1

POS	NO.	CL	DRIVER	CAR	LAPS	RACE TIME	BEHIND	KPH	MPH	BEST LAP	ON	KPH	MPH
1	24		Tony SCARLETT	Peugeot 106 SXi	12	00:14:55.79		113.00	70.21	1:13.22	5	115.20	71.58
2	17		Peter FEATHERSTONE	Peugeot 205 GTi	12	00:14:56.29	0.50	112.93	70.17	1:13.43	2	114.87	71.38
3	3		Jay FROST	Suzuki Swift GTi	12	00:15:02.12	6.33	112.20	69.72	1:13.56	2	114.67	71.25
4	74		Steve GORDON	Fiesta XR2	12	00:15:04.27	8.48	111.94	69.55	1:13.92	3	114.11	70.90
5	56		Matthew POTTER	Peugeot 205 GTi	12	00:15:04.66	8.87	111.89	69.52	1:13.71	3	114.44	71.11
6	16		Anthony RIDD	Suzuki Swift GTi	12	00:15:05.20	9.41	111.82	69.48	1:13.99	2	114.00	70.84
7	5		Paul TAYLOR	Peugeot 205 GTi	12	00:15:08.29	12.50	111.44	69.25	1:14.11	2	113.82	70.72
8	28		Sean STANWAY	Fiesta XR2	12	00:15:14.04	18.25	110.74	68.81	1:14.07	5	113.88	70.76
9	33		James WARNER	Fiesta XR2	12	00:15:15.63	19.84	110.55	68.69	1:14.18	4	113.71	70.66
10	88		Chris OWEN	Vauxhall Nova GTE	12	00:15:17.23	21.44	110.36	68.57	1:14.57	4	113.12	70.29
11	34		Paul SHEEHAN	Peugeot 205 GTi	12	00:15:23.37	27.58	109.62	68.11	1:15.20	8	112.17	69.70
12	66		Andy BURGESS	Suzuki Swift GTi	12	00:15:23.86	28.07	109.56	68.08	1:15.03	10	112.42	69.86
13	43		Jason WATKINS	Fiesta XR2	12	00:15:29.55	33.76	108.89	67.66	1:15.40	5	111.87	69.51
14	78		Michael THURSTON	Peugeot 205 GTi	12	00:15:29.79	34.00	108.87	67.64	1:14.76	4	112.83	70.11
15	48		Dave BALDING	Fiesta XR2	12	00:15:30.43	34.64	108.79	67.60	1:15.32	3	111.99	69.59
16	12		Gordon MACMILLAN	Fiesta XR2	12	00:15:30.99	35.20	108.72	67.56	1:15.51	8	111.71	69.41
17	44		Martin ROGERS	Fiesta XR2	12	00:15:38.31	42.52	107.88	67.03	1:15.48	4	111.75	69.44
18	95		Ewen CONSTANT	VW Golf Mk 1	12	00:15:48.60	52.81	106.71	66.30	1:15.92	5	111.11	69.04
19	87		Craig INSKIP	Fiesta XR2	12	00:15:57.44	1:01.65	105.72	65.69	1:16.56	3	110.18	68.46
20	76		Christopher BETTIS	Vauxhall Nova GTE	12	00:16:02.41	1:06.62	105.18	65.35	1:15.34	3	111.96	69.57
21	14		Andy ELLIOTT	Fiesta XR2i	11	00:15:55.59	1 LAP	97.10	60.33	1:15.48	5	111.75	69.44
22	23		Paul TIBBS	Fiesta XR2	10	00:15:43.95	2 LAPS	89.36	55.52	1:16.20	4	110.70	68.78

NOT CLASSIFIED

67	Julian GRIFFIN	Peugeot 205 GTi	7	00:08:55.55	D.N.F.	110.25	68.51	1:13.68	3	114.48	71.14	
85	Mark RODWAY	Peugeot 205 GTi	6	00:08:19.12	D.N.F.	101.40	63.01	1:15.91	3	111.12	69.05	
6	Steve POWLESLAND	Peugeot 205 GTi	2	00:02:56.37	D.N.F.	95.65	59.43	1:23.76	2	100.71	62.57	
45	Mark DAVIES	Peugeot 205 GTi	1	00:02:13.78	D.N.F.	63.05	39.18					

FASTEST LAP

24 Tony SCARLETT Peugeot 106 SXi 1:13.22 on lap 5 115.20 KPH 71.58 MPH

 1:13.22

UNISYS service

750 MOTOR CLUB - PEMBREY



MST sports timing

DATE - 26-08-00

START - 13:50

WEATHER/TRACK - CLOUDY / DRY

ISSUED - 14:10

PROVISIONAL RESULT FOR RACE 3

Haynes Locost Series


POS	NO.	CL	DRIVER	CAR	LAPS	RACE TIME	BEHIND	KPH	MPH	BEST LAP	ON	KPH	MPH
1	44		David GARTHWAITE	Locost	12	00:14:47.45		114.06	70.87	1:12.19	12	116.85	72.60
2	53		Mike SAUNDERS	Locost	12	00:15:13.13	25.68	110.85	68.88	1:14.61	5	113.06	70.25
3	8		Darren BANKS	Locost	12	00:15:15.25	27.80	110.59	68.72	1:14.78	12	112.80	70.09
4	35		Royce GREY	Locost	12	00:15:22.61	35.16	109.71	68.17	1:15.18	9	112.20	69.72
5	90		Lee ROUILLIER	Locost	12	00:15:22.72	35.27	109.70	68.16	1:15.19	4	112.18	69.71
6	16		Steven TAYLOR	Locost	12	00:15:23.00	35.55	109.67	68.14	1:14.99	4	112.48	69.89
7	33		Glenn BOYER	Locost	12	00:15:29.24	41.79	108.93	67.68	1:14.88	4	112.65	70.00
8	9		Malcolm MITTON	Locost	12	00:15:29.94	42.49	108.85	67.63	1:15.00	9	112.47	69.88
9	7		Adam WILKINSON	Locost	12	00:15:30.06	42.61	108.83	67.62	1:14.92	9	112.59	69.96
10	21		Tony CHERRINGTON	Locost	12	00:15:44.90	57.45	107.12	66.56	1:15.93	4	111.09	69.03
11	55		Rodney GILDERSLEEVES	Locost	12	00:16:02.99	1:15.54	105.11	65.31	1:15.49	9	111.74	69.43
12	36		Darryl BECKWITH	Locost	11	00:14:48.49	1 LAP	104.43	64.89	1:15.37	10	111.92	69.54
13	22		David COTTRELL	Locost	11	00:14:52.11	1 LAP	104.01	64.63	1:16.47	9	110.31	68.54
14	26		Danny CASSAR	Locost	11	00:15:00.00	1 LAP	103.10	64.06	1:17.51	11	108.83	67.62
15	19		Barnaby GUEST	Locost	11	00:15:03.82	1 LAP	102.66	63.79	1:19.46	11	106.16	65.96
16	34		Ian GIBSON	Locost	11	00:15:04.15	1 LAP	102.62	63.76	1:18.59	9	107.33	66.69
17	47		John O'HALLORAN	Locost	11	00:15:07.65	1 LAP	102.23	63.52	1:18.20	10	107.87	67.02
18	27		Alex HUGHES	Locost	11	00:15:07.96	1 LAP	102.19	63.50	1:19.05	9	106.71	66.30
19	43		Matt GROSSMITH	Locost	11	00:15:08.53	1 LAP	102.13	63.46	1:18.44	8	107.54	66.82
20	18		Philip O'HALLORAN	Locost	11	00:15:08.61	1 LAP	102.12	63.45	1:16.82	6	109.80	68.23
21	69		John BALLENTYNE	Locost	11	00:15:14.45	1 LAP	101.47	63.05	1:20.66	3	104.58	64.98
22	29		John SUCKLING	Locost	11	00:16:05.75	1 LAP	96.08	59.70	1:22.67	8	102.03	63.40

NOT CLASSIFIED

41	Brett TOWNSEND	Locost	3	00:09:12.97	D.N.F.	45.76	28.43	1:33.24	1	90.47	56.21
24	Gordon DOBSON	Locost	2	00:03:00.28	D.N.F.	93.58	58.14	1:25.72	2	98.40	61.14

FASTEST LAP

44 David GARTHWAITE Locost 1:12.19 on lap 12 116.85 KPH 72.60 MPH
NEW LAP RECORD



13:14

UNISYS service

750 MOTOR CLUB - PEMBREY



MST sports timing

DATE - 26-08-00

START - 12:40

WEATHER/TRACK - CLOUDY / DRY

ISSUED - 13:03

PROVISIONAL RESULT FOR RACE 2

Autoscribe 750 Formula


POS	NO.	CL	DRIVER	CAR	LAPS	RACE TIME	BEHIND	KPH	MPH	BEST LAP	ON	KPH	MPH
1	3	B	Pete KNIPE	DNC F750	12	00:13:30.95		124.82	77.56	1:05.76	5	128.27	79.70
2	9		Peter BOVE	Darvi 88/P	12	00:13:38.93	7.98	123.60	76.80	1:06.08	3	127.65	79.32
3	2		Bob SIMPSON	SS Reliant	12	00:13:42.42	11.47	123.08	76.48	1:06.20	4	127.42	79.17
4	6		Antony RAINE	Centaur Mk16	12	00:13:57.97	27.02	120.79	75.06	1:06.75	4	126.37	78.52
5	30		Peter SLEIGHT	Darvi Mk5	12	00:14:09.03	38.08	119.22	74.08	1:07.47	4	125.02	77.68
6	99	B	Adrian DANIELS	Kaz 96	12	00:14:21.08	50.13	117.55	73.04	1:09.84	4	120.78	75.05
7	55	B	Roger ROWE	Centaur	12	00:14:22.88	51.93	117.31	72.89	1:09.14	3	122.00	75.81
8	43		Dick HARVEY	Darvi - 91D	12	00:14:27.55	56.60	116.68	72.50	1:09.30	5	121.72	75.63
9	50		Rodney HILL	Mystic T4/21	12	00:14:29.92	58.97	116.36	72.30	1:09.38	2	121.58	75.54
10	13	B	Paul MORRIS	Darvi 92J	11	00:14:01.10	1 LAP	110.32	68.55	1:13.31	2	115.06	71.49

NOT CLASSIFIED

22	B	Alan COLLARD		9	00:10:46.00	D.N.F.		117.52	73.02	1:08.53	3	123.09	76.48
27	B	Sue BUXTON	Darvi Mk5/97	9	00:10:58.01	D.N.F.		115.37	71.69	1:10.21	2	120.14	74.65
12	B	Andrew LAKE	Darvi Mk5B	7	00:08:37.62	D.N.F.		114.07	70.88	1:08.93	4	122.37	76.04
21	B	John SLEIGHT	Phoenix 799	5	00:05:55.16	D.N.F.		118.75	73.79	1:08.79	3	122.62	76.19

FASTEST LAP

3	Pete KNIPE	DNC F750	1:05.76	on lap	5	128.27 KPH	79.70 MPH
22	B Alan COLLARD		1:08.53	on lap	3	123.09 KPH	76.48 MPH



12:42

Non-starters - 17 42

UNISYS service

750 MOTOR CLUB - PEMBREY



MST sports timing

DATE - 26-08-00

START - 12:19

WEATHER/TRACK - BRIGHT / DRY

ISSUED - 12:38

PROVISIONAL RESULT FOR RACE 1
Demon Tweeks/Yokohama/CCC Stock Hatch

POS	NO.	CI	DRIVER	CAR	LAPS	RACE TIME	BEHIND	KPH	MPH	BEST LAP	ON	KPH	MPH
1	33		James WARNER	Fiesta XR2	14	00:18:16.03		107.75	66.95	1:14.27	2	113.57	70.57
2	14		Andy ELLIOTT	Fiesta XR2i	14	00:18:17.51	1.48	107.60	66.86	1:14.37	12	113.42	70.48
3	28		Sean STANWAY	Fiesta XR2	14	00:18:18.04	2.01	107.55	66.83	1:14.56	2	113.13	70.30
4	66		Andy BURGESS	Suzuki Swift GTi	14	00:18:18.34	2.31	107.52	66.81	1:14.45	10	113.30	70.40
5	34		Paul SHEEHAN	Peugeot 205 GTi	14	00:18:21.93	5.90	107.17	66.59	1:14.85	12	112.69	70.02
6	43		Jason WATKINS	Fiesta XR2	14	00:18:24.06	8.03	106.96	66.46	1:14.69	12	112.94	70.17
7	85		Mark RODWAY	Peugeot 205 GTi	14	00:18:25.34	9.31	106.84	66.38	1:14.99	4	112.48	69.89
8	12		Gordon MACMILLAN	Fiesta XR2	14	00:18:25.90	9.87	106.78	66.35	1:15.11	11	112.30	69.78
9	23		Paul TIBBS	Fiesta XR2	14	00:18:27.20	11.17	106.66	66.27	1:14.85	3	112.69	70.02
10	44		Martin ROGERS	Fiesta XR2	14	00:18:28.33	12.30	106.55	66.20	1:15.35	10	111.95	69.56
11	95		Ewen CONSTANT	VW Golf Mk 1	14	00:18:32.20	16.17	106.18	65.97	1:15.46	10	111.78	69.46
12	76		Christopher BETTIS	Vauxhall Nova GTE	14	00:18:35.98	19.95	105.82	65.75	1:15.44	11	111.81	69.48
13	48		Dave BALDING	Fiesta XR2	14	00:18:36.50	20.47	105.77	65.72	1:15.23	5	112.13	69.67
14	87		Craig INSKIP	Fiesta XR2	14	00:18:39.14	23.11	105.52	65.57	1:16.00	2	110.99	68.96
15	96		Gareth WRIGHT	Fiesta XR2	14	00:18:40.00	23.97	105.44	65.52	1:16.11	5	110.83	68.86
16	38		Phillip BECKER	Fiesta XR2i	14	00:18:40.61	24.58	105.38	65.48	1:16.01	13	110.97	68.95
17	39		Miles HORNE	Peugeot 309 XS	14	00:18:44.67	28.64	105.00	65.24	1:15.65	5	111.50	69.28
18	69		Richard WARNER	Fiesta XR2	14	00:18:52.77	36.74	104.25	64.78	1:17.69	11	108.57	67.46
NOT CLASSIFIED													
42			Stephen MOORE	Peugeot 205 GTi	11	00:14:52.48	D.N.F.	103.96	64.60	1:16.29	5	110.57	68.70
97			Andy HERRING	Suzuki Swift GTi	10	00:13:47.75	D.N.F.	101.90	63.32	1:16.33	4	110.51	68.67
61X			Tony TAYLOR	Peugeot 205 GTi	6	00:09:28.13	D.N.F.	89.08	55.35	1:16.83	4	109.79	68.22
65			Terry ROUGHTON	Fiesta XR2	5	00:06:41.04	D.N.F.	105.17	65.35	1:16.73	4	109.93	68.31
40			Alan EVERITT	Fiesta XR2	3	00:04:22.24	D.N.F.	96.50	59.96	1:16.05	2	110.92	68.92
52			Glenn STOKES	Fiesta XR2	2	00:02:45.84	D.N.F.	101.73	63.21	1:21.12	2	103.98	64.61
7			Darren BLUMSON	Peugeot 205 GTi	0	00:00:00.00							

FASTEST LAP

33 James WARNER Fiesta XR2 1:14.27 on lap 2 113.57 KPH 70.57 MPH

Non-starter - 60

UNISYS service

750 MOTOR CLUB - PEMBREY

MST sports timing

DATE - 26-08-00

START - 11:51

WEATHER/TRACK - BRIGHT / DRY

ISSUED - 12:15

(B.2)