


SEVEN FIFTY MOTOR CLUB

Championship Car Races



OFFICIAL PROGRAMME

SNETTERTON

September 16th & 17th

£2.50

Programme Amendment Sheet - Snetterton 16th & 17th September 2000

Please add the following:-

Formula	No	CLASS	Driver	Cardetails	ccs	Hometown	CLUB
750 Formula	76		Bob Couchman	BCR 2000	850	Tadworth	750
Formula 4	27 A		David Dawson	Reynard	1600	Preston	750
	48 B		John Roberts	Van Diemen RF82	2000	Harrogate	750
pre 98 Ford	12 FA		Richard Evans	Van Diemen	1800	Dodford	750
Roadsports	8 C		Cliff Finn	Ginetta G4	1998	East Molesey	750
	21 C		Simon Scufham	Lotus Elise	1800	Market Harborough	750
	32 C		Tom Wrzesien	TVR 3000M	3000	Dereham	750
	99 D		Ted Reddick	TVR Tasmin 280	2800	Newton Longville	750
Sports 2000	77		Graham Onion	Phantom P94	2000	Hixon	750
Stock Hatch	8		Mark Alden	Peugeot 205 GTi	1600	Manchester	750
	40		Alan Everitt	Fiesta XR2	1600	Dartford	750

Please delete the following:-

Formula	No	CLASS	Driver	Cardetails	ccs	Hometown	CLUB
7	24 C		Chris Batten	Caterham 7	1400	Bournemouth	750
	33 A		Mike King	Caterham Superlight	1800	Burwash	750
	54 C		Phillip Richardson	Caterham Super 7	1400	Windlesham	750
750 Formula	42 B		Martin Kemp	Darvi Mk6	850	Aldershot	750
Formula Vee	41		Peter Bennett	Sheane	1300	Hawarden	750
Kit Car	54 A		Andrew Ward	Sylva Striker	1700	Kettering	750
	88 A		Bryan Healey	Sylva Phoenix	1700	Poynton	750
Locost	15		Richard Cartledge	Locost	1300	Fangfoss	750
pre 98 Ford	11 FA		Richard Huddart	Van Diemen	1800	Ponteland	750
Roadsports	41 C		John Roberts	Renault Spider	2000	Altrincham	750
	99 D		Ed Hasler	TVR Tasmin 280	2800	Newton Longville	750
	99 D		Graham Ingleby	TVR Tasmin 280	2800	Canterbury	750



This meeting is held under the General Regulations of the MSA (incorporating the provisions of the International Sporting Code of the FIA) and the Supplementary Regulations, Final Instructions and any written instructions which the Organisers issue for the race meeting. MSA Permit No: 873.

APPROXIMATE TIMETABLE - Saturday 16th

Practice Sessions	Time
Haynes Locost series	9.00
Goldarts/Lotus 7 Club 7 Championship class C	9.25
microshop pre 98 Fford & Formula 4	9.50
Goldarts/Lotus 7 Club 7 Championship classes A + B	10.10
grg.com Kit Car Championship classes B + C	10.35
Demon Tweeks/Yokohama/CCC Stock Hatch Championship - session A	11.00
Demon Tweeks/Yokohama/CCC Stock Hatch Championship - session B	11.20
grg.com Kit Car Championship class A	11.45
Races	
1: Haynes Locost series	1.00
2: Goldarts/Lotus 7 Club 7 Championship class C	1.25
3: microshop pre 98 Fford & Formula 4	1.55
4: Goldarts/Lotus 7 Club 7 Championship classes A + B	2.20
5: grg.com Kit Car Championship classes B + C	2.50
6: Demon Tweeks/Yokohama/CCC Stock Hatch Championship - Heat 1	3.15
7: grg.com Kit Car Championship class A	3.40
8: Goldarts/Lotus 7 Club 7 Championship class C	4.05
9: microshop pre 98 Fford & Formula 4	4.30
10: Goldarts/Lotus 7 Club 7 Championship classes A + B	4.55
11: Demon Tweeks/Yokohama/CCC Stock Hatch Championship - Final 1	5.20

The organisers reserve the right, with the permission of the Stewards of the Meeting and/or the Clerk of Course, to change the order in which events are run and to postpone, cancel or abandon the meeting or any part thereof.

This meeting is promoted by Brands Hatch Leisure Group Limited

Chief Executive Officer	Rob Bain
Group Finance Controller	Clive Pyzer
Group Operations Director	Mike Debono
Group Legal & Personnel Director	Alan Goodwin
Manager - Group Motorsport	Robin Murphy
Group Sales Director	Graig Ormiston
Group Marketing Director	Graeme Snell
Snetterton Operations Team Leader	Jamie Hopper

RACE MEETING OFFICIALS

MSA STEWARD

C.S.Grounds

CLERKS OF COURSE

V.Ayres F.Blann

DEPUTY CLERKS

J.Smith

DRIVING STANDARDS

OBSERVERS

K.Messer

CLUB STEWARDS

J.Floyd P.Oakley

TIMEKEEPERS

T.Stevens (Chief) A.Stevens

M.Adie T.Adie

R.Adie A.Preston

SCRUTINEERS

D.F.D.Smith (Chief) D.Lovie

R.Byatt M.Hoggarth

I.Brocklesby H.Fisher

C.Baker W.Cass

INCIDENT OFFICER

A.Bennett

CHIEF MARSHAL

P.Harding

CHIEF OBSERVER

P. Stenning

CHIEF MEDICAL OFFICER

Prof. C.Loveday

RACE RESCUE UNIT

750 Motor Club BRSCC

COMMENTATOR

L.Beales

SECRETARY OF THE MEETING

Robin Knight

MARSHALS

750 Motor Club
BMRMC & friends

Race 1

10 Laps

750 MC / Haynes Publishing Locost Series

NO	DRIVER	CAR DETAILS	CCS	HOMETOWN	CLUB
5	Stewart Lyddall	Locost	1300	Walton On Thames	750
7	Adam Wilkinson	Locost	1300	Royston	750
8	Darren Banks	Locost	1300	Honiton	750
9	Malcolm Mitton	Locost	1300	Little Staughton	750
10	Bill Rouillier Snr	Locost	1300	Poole	750
14	Richard Gould	Locost	1300	Nr Bedworth	750
15	Richard Cartledge	Locost	1300	Fangfoss	750
16	Steven Taylor	Locost	1300	Ware	750
18	Philip O' Halloran	Locost	1300	Hersham	750
19	Barnaby Guest	Locost	1300	Bedford	750
20	Paul Crankshaw	Locost	1300	Cambridge	750
21	Tony Cherrington	Locost	1300	Melksham	750
22	David Cottrell	Locost	1300	Walton On Thames	750
24	Gordon Dobson	Locost	1300	Biggin Hill	750
26	Danny Cassar	Locost	1300	East Ham	750
27	Alex Hughes	Locost	1300	Shackleford	750
33	Glenn Boyer	Locost	1300	Westonzoyland	750
34	Ian Gibson	Locost	1300	Braintree	750
37	Kevin Lucas	Locost	1300	Ilkeston	750
38	Steve Kimber	Locost	1300	Brentwood	750
39	Daren Pickering	Locost	1300	Norwich	750
43	Matt Grossmith	Locost	1300	Epping	750
44	David Garthwaite	Locost	1300	Hull	750
47	John O' Halloran	Locost	1300	Golcar	750
53	Mike Saunders	Locost	1300	Landrake	750
55	Rodney Gildersleeves	Locost	1300	Sudbury	750

The 750 Motor Club Locost Series was started in 1999 and is being promoted by the 750 Motor Club, with sponsorship from Haynes Publishing, to encourage newcomers to construct and race a car built to a standard specification, very much in line with the 'ethos' of the Club. The 'Locost' was originally designed by Ron Champion, a teacher at Oundle School in Peterborough, as a project for his technology pupils. Such was the success that over 50 have been constructed within the school, a very popular book has been published and it is intended that this should be yet another of the 750 Motor Club's formulae aimed squarely at getting people involved in Motorsport.

Races 2 & 8

15 & 10 Laps

Goldarts/Lotus 7 Club 7 Championship

NO	CLS	DRIVER	CAR DETAILS	CCS	HOMETOWN	CLUB
3	C	Neil Turner	Caterham Supersport	1400	Bristol	750
7	C	Ashley Croft	Caterham 7	1400	Letchworth	750
9	C	Nigel Horsman	Caterham 7 Supersport	1400	Castle Donington	750
20	C	Chris Wood	Caterham 7	1400	London	750
21	C	Peter Ratcliff	Caterham 7	1400	Epsom	750
22	C	Scott Fitzgerald	Caterham 7	1400	Burghfield Common	750
24	C	Chris Batten	Caterham 7	1400	Bournemouth	750
26	C	Gareth Evans	Caterham 7 Supersports	1400	London	750
27	C	Howard Kaye	Caterham 7 Supersports	1400	Crouch End	750
28	C	Cliff Gray	Caterham 7	1400	Hurley	750
30	C	Frazer Gibney	Caterham 7 Supersports	1400	London	750
36	C	David Litchfield	Caterham 7 Supersports	1400	Wimbledon	750
42	C	John Benfield	Caterham 7	1400	Houghton Regis	750
54	C	Philip Richardson	Caterham Super 7	1400	Windsor	750
62	C	Matt Shires	Caterham 7 Supersports	1400	Redhill	750
69	C	Richard Webb	Caterham K	1400	Fairford	750
73	C	Nic Fairman	Caterham 7	1400	Croydon	750
74	C	Simon Fairman	Caterham 7	1400	Fetcham	750
77	C	Ian Brown	Caterham Super 7	1400	Stevenage	750
79	C	Peter Clark	Caterham 7 Supersports	1400	Finedon	750

GOLD

ARTS

2000 Goldarts/Lotus 7 Club 7 Championship


The 2000 GoldArts/Lotus 7 Club 7 Championship is for Caterham / Lotus 7 running in 4 classes. Class C is for controlled 1400cc K Series and former Classic/Scholarship cars with 1600 Xflow or Vauxhall engines. All have to run on a choice of Yokohama tyres and a minimum weight of 600 kgs including the driver. The championship enjoys support from Goldarts Jewellers & the Lotus 7 Club.

Races 3 & 9

15 & 10 Laps

microshop pre 98 Fford series & F4

NO	CLS	DRIVER	CAR DETAILS	CCS	HOMETOWN	CLUB
1	B	Nigel Payne	Van Diemen RF82	2000	Chertsey	750
3	A	Erwin Smiech	Reynard SF86	1600	Lincoln	750
5	FA	David Blyth	Vector FF Zetec	1800	Wavendon Gate	750
6	FA	John Moore	Van Diemen FF95	1800	Sandhurst	750
7	FA	Simon Parker	Swift SC96	1800	Gt Doddington	750
11	FA	Richard Huddart	Van Diemen	1800	Ponteland	750
13	FA	John Miller	Van Diemen RF97	1800	Bourne	750
18	FA	John Griffiths	Swift SC97	1800	Frampton Cotterell	750
26	A	Barry Pritchard	Van Diemen RF93	1600	Attleborough	750
26	FA	Barry Pomfret	Van Diemen	1800	Bletchley	750
37	C	Paul Fellows	Royale RP27	2000	Ely	750
41	FA	Chris Rankin	Swift 97	1800	Leamington Spa	750
45	C	Trevor Arkell	Royale RP27	2000	Lilbourne	750
80	A	Thom Monk	Dastle Mk16	1600	Woodbridge	750
85	FA	Luke Stevens	Swift	1800	Newmarket	750



Races 4 & 10

15 & 10 Laps

Goldarts/Lotus 7 Club 7 Championship

NO	CLS	DRIVER	CAR DETAILS	CCS	HOMETOWN	CLUB
3	A	Martin Stewart	Caterham Super 7	2000	Dartford	750
5	A	Keith Dunn	Caterham Superlight R	1800	Droitwich Spa	750
7	A	John Schneider	Caterham 7	1588	London	750
8	B	John Killick	Caterham 7	1600	Bexleyheath	750
25	A	Peter Lawrence	Caterham HPC	1998	Thame	750
31	A	John Taylor	Caterham 7	2000	Great Glen	750
33	A	Mike King	Caterham Superlight	1800	Burwash	750
40	B	Shaun Lynn	Caterham Roadsport	1600	Felpham	750
41	B	Tim Garwood	Caterham Roadsport	1600	Felpham	750
48	B	Gerald Simpson	Caterham Supersprint	1700	Churton	750
49	A	Ian Wale	Caterham Super 7	2000	Chesterfield	750
51	A	Patrick Havill	Caterham Supersprint	1700	Wimborne	750
63	A	Andy Toone	Caterham 7	2000	West Bridgford	750
71	A	Graham Worsfold	Caterham 7	1700	Swallowfield	750
82	A	Martyn Butcher	Caterham Superlight	1800	Brierley Hill	750
84	A	Simon Lanyon	Caterham Super 7	2000	London	750
85	B	Ian Coles	Caterham Roadsport	1600	Godstone	750
88	A	Richard Ince	Caterham Superlight	1800	Stowmarket	750
97	A	John Pragnell	Caterham 7	1600	Brackley	750
98	B	Tim Lamb	Caterham 7	1600	Clevedon	750

The 2000 GoldArts/Lotus 7 Club 7 Championship is for Caterham / Lotus 7 running in 3 classes. Class A is for 1700 Xflow, 2000cc Vauxhall and Ford Zetec, 1700 twincam & 1600 K series; B includes 1600cc twincam, 1800 Ford Zetec, 1800, 1600 & 1400cc K Series. All have to run on a choice of Yokohama tyres and a minimum weight of 600 kgs including the driver. The championship enjoys support from Goldarts Jewellers & the Lotus 7 Club.

Races 5 & 13

10 & 15 Laps

grg.com

kitcar championship 2000

NO	CLS	DRIVER	CAR DETAILS	CCS	HOMETOWN	CLUB
2	C	Steve Taylor	Sylva Striker	1800	Swavesey	750
3	C	Nigel Brown	Leader 400	1800	Great Barr	750
6	C	Clive Hudson	Sylva Phoenix	1800	Litchborough	750
7	C	Tim Harmer	Sylva Striker	1800	Bradford	750
12	C	Andrew Owen	Sylva Phoenix	1800	Welwyn Garden City	750
16	C	Edward Hasler	Westfield SEiW	1800	London	750
17	C	Jonathan Edwards	Westfield SE	1800	Studley	750
19	B	Martin Smith	LA Gold	1600	Warley	750
25	C	Jonathan Barnett	Sylva Phoenix	1800	Putney	750
27	B	David Chapman	Sylva Phoenix	1600	Diss	750
29	C	John Sims	Westfield SE	1800	Hockley	750
30	C	Mark Lloyd - Jones	Sylva Striker	1800	Cranbrook	750
33	B	Mike Topp	Procomp LA Gold	1640	Tamworth	750
44	C	Dave Sullivan	Autotune Gemini	1800	Banbury	750
46	C	Paul Gill	Sylva Striker Mk2	1800	Birmingham	750
49	B	Ian Creba	Vindicator Sprint	1660	Kings Norton	750
52	B	Mark Ardern	Sylva Phoenix	1600	Binbrook	750
58	C	Andrew Hiley	Quantum Extreme	1800	Golcar	750
66	C	Simon Childs	Sylva Striker	1800	Frimley	750
74	C	Richard Welch	Westfield SEiW	1800	Milton Keynes	750
85	B	Paul Evans	Sylva Phoenix	1660	Plympton St Maurice	750
90	C	Tony Southgate	Sylva Phoenix	1800	Rothersthorpe	750

The Kit Car Championship, sponsored by The Grass Roots Group PLC, is for road legal front-engined Kit Cars. The engine regulations allow considerable freedom whilst there are limitations on the design of rear suspension and transmission. There are three classes, A - up to 1660 cc, B - 1661 to 3500cc and class C - 1800 Ford Zetec.

Races 6/11 & 12/15 **10 Laps**

Demon Tweeks/Yokohama/CCC Stock Hatch Championship

NO	DRIVER	CAR DETAILS	CCS	HOMETOWN	CLUB
3	Jay Frost	Suzuki Swift GTi	1300	Canvey Island	750
5	Paul Taylor	Peugeot 205 GTi	1600	Great Amwell	750
6	Steve Powlesland	Peugeot 205 GTi	1580	Eastleigh	750
7	Darren Blumson	Peugeot 205 GTi	1580	Reigate	750
11	Alan Thorndyke	Peugeot 205 GTi	1600	Basildon	750
14	Andy Elliott	Fiesta XR2i	1600	Balcombe	750
16	Anthony Ridd	Suzuki Swift GTi	1300	Maidstone	750
17	Peter Featherstone	Peugeot 205 GTi	1600	Goffs Oak	750
23	Paul Tibbs	Fiesta XR2	1600	Spalding	750
25	Matthew Lewis	Fiesta XR2	1600	Leatherhead	750
28	Sean Stanway	Fiesta XR2	1600	Chelmsford	750
32	Don Hughes	Volkswagen Golf GTi	1600	Andover	750
33	James Warner	Fiesta XR2	1600	Hassocks	750
34	Paul Sheehan	Peugeot 205 GTi	1600	Coundon	750
44	Martin Rogers	Fiesta XR2	1600	Maidenhead	750
45	Mark Davies	Peugeot 205 GTi	1600	Mirfield	750
48	Dave Balding	Fiesta XR2	1600	South Woodham	750
52	Glenn Stokes	Fiesta XR2	1600	Chafford Hundred	750
56	Matthew Potter	Peugeot 205 GTi	1600	Iver	750
60	Craig Shepherd	Fiesta XR2	1600	Braintree	750
61	Tony Taylor	Peugeot 205 GTi	1580	Ware	750
66	Andy Burgess	Suzuki Swift GTi	1300	Crawley	750
67	Julian Griffin	Peugeot 205 GTi	1600	Fleckney	750
74	Steve Gordon	Fiesta XR2	1597	Southampton	750
76	Christopher Bettis	Vauxhall Nova GTE	1600	Basildon	750
88	Chris Owen	Vauxhall Nova GTE	1600	Neston	750

The above drivers are taking part in the 1st Stock Hatch practice session, those on the next page are in the 2nd session. From the combined times of those two sessions, the fastest 22 go into Race 11, the remainder into Race 6. The remaining spaces on the back of the grid for Race 11 will be filled by the top finishers in Race 6.

Demon Tweeks, Yokohama tyres & Cars & Car Conversions magazine are the main sponsors for the Stock Hatch Championship, which in only its 3rd year continues to be one of the most popular saloon car championships. The use of standard engine & gearbox, a 'control' Yokohama A510 / A539 tyre and a weight penalty for leading cars ensures close racing at very affordable cost.

Races 6/11 & 12/15 **10 Laps**

Demon Tweaks/Yokohama/CCC Stock Hatch Championship

NO	DRIVER	CAR DETAILS	CCS	HOMETOWN	CLUB
15	Hilary Howlett	Fiesta XR2	1600	Dereham	750
22	Mark Emmett	Peugeot 05 GTi	1600	Bracknell	750
26	Stephen Ferns	Peugeot 205 GTi	1600	Harleston	750
29	Andrew Thorpe	Fiesta XR2	1600	Ilkley	750
31	David Hickton	Fiesta XR2	1600	Andover	750
37	Simon Howton	Fiesta XR2	1598	Dartford	750
38	Phillip Becker	Fiesta XR2i	1600	Henlow	750
39	Miles Horne	Peugeot 309 XS	1580	Fordingbridge	750
46	Bill Clayton	Peugeot 205 GTi	1600	Battlesbridge	750
49	Paul Gorolini	Fiesta XR2	1600	Broxbourne	750
50	Robert O' Boyle	Fiesta XR2	1600	Liallamfields	750
53	Jon Mcniff	Peugeot 205 GTi	1600	Chessington	750
54	Michael Wright	Fiesta XR2	1600	Winslow	750
59	Gary Hall	Fiesta XR2	1600	Swadlincote	750
63	Patrick Grove	Peugeot 205 GTi	1600	Tewkesbury	750
65	Terry Roughton	Fiesta XR2	1600	Wisbech	750
69	Richard Warner	Fiesta XR2	1600	Northwich	750
70	Andrew Dunlop	Fiesta XR2	1597	Gorton	750
72	Marcus Gibson	Fiesta XR2	1600	Redditch	750
73	David Chinn	Fiesta XR2	1600	Rugby	750
85	Mark Rodway	Peugeot 205 GTi	1600	London	750
87	Craig Inskip	Fiesta XR2	1600	Northian	750
89	Nick Joyce	Fiesta XR2	1600	Wellesbourne	750
91	Steven Groom	Fiesta XR2	1600	Walkern	750
96	Gareth Wright	Fiesta XR2	1600	Wisbech	750
97	Andy Herring	Suzuki Swift GTi	1298	Wyndham	750

The grids for Sunday's races (12 & 15) will be selected from the driver's fastest recorded race lap time in Saturday's race.

The fastest 22 will go into Race 15, the remainder into Race 12.

The spaces at the back of the grid for Race 15 will be filled by the top finishers in Race 12.

Demon Tweaks, Yokohama tyres & Cars & Car Conversions magazine are the main sponsors for the Stock Hatch Championship, which in only its 3rd year continues to be one of the most popular saloon car championships. The use of standard engine & gearbox, a 'control' Yokohama A510 / A539 tyre and a weight penalty for leading cars ensures close racing at very affordable cost.

Races 7 & 14**10 & 15 Laps****grg.com**

kitcar championship 2000

NO	CLS	DRIVER	CAR DETAILS	CCS	HOMETOWN	CLUB
1	A	Jonathan White	Sylva Striker	1700	Frome	750
5	A	Tony Absolom	Sylva Striker	1600	Reading	750
15	A	Andy Charsley	Fisher Fury	1700	Bromley	750
20	A	Clive Turner	Autotune Gemini	3000	Sandiacre	750
37	A	Ian Coles	Sylva Striker	1690	Sompting	750
42	A	Tom Thornton	Sylva Striker Mk2	1600	Wimbledon	750
54	A	Andrew Ward	Sylva Striker	1700	Kettering	750
60	A	Andy Sterling	Dax Rush	3600	Brockenhurst	750
61	A	Ian Fletcher	Fletcher Hornet	3500	Huntingdon	750
66	A	Jonathan Christie Rundle	Sylva Phoenix	1700	Langley	750
69	A	Nick Craddock	Westfield	1700	Pewsey	750
70	A	Henry Mannings	Fisher Fury	1600	Wymondham	750
71	A	Andrew Withers	Westfield SE	1700	Tenbury Wells	750
72	A	Matthew Lewis	Eldon Roadster	3528	Woking	750
76	A	Lesley Hudson	Dutton Malaga	1998	Litchborough	750
77	A	Mark Owen	Sylva Striker Mk3	1600	Welwyn Garden City	750
78	A	Ken Lewins	Dutton Leggera	3500	Chesterfield	750
82	A	Dan Compton	Sylva Mk2	1700	London	750
84	A	Christopher Brown	Westfield SE	1700	London	750
88	A	Bryan Healey	Sylva Phoenix	1700	Poynton	750

The Kit Car Championship, sponsored by The Grass Roots Group PLC, is for road legal front-engined Kit Cars. The engine regulations allow considerable freedom whilst there are limitations on the design of rear suspension and transmission. There are three classes, A - up to 1660 cc, B - 1661 to 3500cc and class C - 1800 Ford Zetec.

Races 16 & 18, 21 & 23 15 & 10 Laps

H.R.Owen Roadsports Championship

NO	CLS	DRIVER	CAR DETAILS	CCS	HOMETOWN	CLUB
2	A	Pete Richards	Clan Crusader	998	March	750
3	B	Pat Thomas	Lotus Elan S1	1594	Spalding	750
6	B	Paul Keevill	Lotus Elan S3	1598	Hemel Hempstead	750
7	C	Chris Varey	Porsche 968CS	2900	Cirencester	750
14	C	John Hazzard	Lotus Esprit	3500	Hemel Hempstead	750
23	B	Stephen Oliver	Lotus Elise	1800	Ely	750
25	C	Clive Bailey	Porsche Carrera	3200	Chobham	750
27	C	Martin Hope	Renault Spider	2000	Alton	750
28	B	Stephen McIntosh	Lotus Elise	1796	Southfields	750
36	C	Mal Davison	Porsche 911	3500	Tamworth	750
37	C	Rick Lloyd	Morgan + 8	4600	Burley	750
41	C	John Roberts	Renault Spider	2000	Altrincham	750
43	A	Bennet Longman	MG Midget	1275	Stockport	750
48	C	Nicky Wilson	Renault Spider	2000	Addlestone	750
51	B	Steve Bamford	Datsun 240Z	2400	Inkberrow	750
52	D	Charles Eyston	TVR Tasmin 280	2800	Long Ditton	750
55	B	Mike Tugwell	Lotus Elan S2	1593	Chewstoke	750
57	D	Mike Gardiner	TVR Tasmin 280	2800	Solihull	750
58	D	Stephen Beck	TVR Tasmin 280	2800	Watford	750
66	C	John Reed	Renault Spider	1998	Great Bardfield	750
75	B	Darryl Davis	Lotus Elise	1800	Hounslow	750
77	B	David Dawson	Evante 140TC	1593	Grantham	750
78	D	Paul Fenton	TVR Tasmin	2800	London	750
79	D	Martyn Weber	TVR Tasmin 280	2792	Warrington	750
80	D	Steve Lewis	TVR Tasmin 280	2800	Newton Longville	750
81	D	Simon Lindley	TVR Tasmin 280	2800	Grangemoor	750
83	D	Richard Thorpe	TVR Tasmin 280	2800	Parkhead	750
90	D	Struan Robertson	TVR Tasmin 280	2800	Embo	750
91	C	Daniel Watt	Porsche 911	3200	Horsham	750
94	D	Patrick Smith	TVR Tasmin 280	2800	Barnsley	750
96	D	Simon Bowes	TVR Tasmin 280	2800	Guildford	750
99	D	Graham Ingleby	TVR Tasmin 280	2800	Canterbury	750

Classes B + C will be in races 16 & 21, Classes A + D will be in races 18 & 22.


The H.R. Owen Roadsports Championship is the most varied and competitive sports car category in the country, attracting cars from five decades, over ten different manufacturers and has in excess of 110 eligible models of sports cars currently listed. With four carefully chosen class structures to ensure close competition for everyone, even cars from one-make series will find a place with more interesting competition. All cars must run on road legal tyres, but considerable engine tuning and modifications to suspension and brakes are permitted in classes A, B & C. Class D is for TVR Tasmins.

Race 17

15 Laps

750 MC Sports 2000 Championship

NO	DRIVER	CAR DETAILS	CCS	HOMETOWN	CLUB
1	Mike Fry	WEV	1300	Manchester	750
2	Dallas Jackson	Shrike P16	2000	Wickford	750
4	David Pegley	Lola T86-90	2000	Wisborough Green	750
6	Nick Barnett	Lola T86/90	2000	London	750
8	Ian Smith	Mallock Mk18/21	2000	Spalding	750
10	David Enderby	Bowlby VS 91	2000	London	750
19	Richard Atkinson	Nemesis RME 97/98	2000	Shirley	750
20	Chris Hart	Mallock Mk 16	1600	Sheffield	750
21	Richard Gilmour	Robinson SP801	2000	Bungay	750
39	Mike St Clair - Johnson	Nemesis FE95	2000	South Ascot	750
51	Tim Covill	Mallock Mk27	1600	Bury St Edmunds	750
61	Andy Crockett	Radical Clubsport	1100	Redditch	750
68	Mark Robinson	Radical 1100	1100	Ely	750
83	Cliff Robertson	Tasman 3	1300	Newbury	750



The 750 Motor Club Sports 2000 Championship is for front or rear engined two seater sports racing cars using a wide variety of engines (Ford Zetec, 1700cc Ford Xflow, Ford YAC, Ford 'Pinto', Vauxhall 16v 2 litre, Rover 1600 'K' series and production motorcycle engines of up to 146 bhp). Cars may be converted Sports 200, Clubmans, Vauxhall Supersports or other proprietary makes, plus purpose-built specials such as the WEV. To help even-out performance differences there are minimum weights for each category and the top three in each race will be awarded ballast for future races.

Race 19**REMARC
TECHNOLOGIES** LIMITED**10 Laps****Formula Vee Championship**

NO	DRIVER	CAR DETAILS	CCS	HOMETOWN	CLUB
2	Jeremy Clark	Spyder GAC	1300	Waltham Abbey	750
3	Ian Jordan	Royale RP26	1300	Tonbridge	750
4	Martyn Donn	Scarab Mk3	1300	Cheltenham	750
6	Michele Maffei	Spyder 98	1300	Horsmonden	750
8	Dave Jordan	Sheane 98	1300	Hildenborough	750
10	Jon Randall	Kaimann	1300	Stondon Massey	750
12	Kevin Gillespie	Leystone 00	1300	Robertstown	750
14	Martin Brown	Ray FV89	1300	Sevenoaks	750
16	Alan Harding	Leystone 2000	1300	Stoney Stanton	750
17	Tom Watson	Sheane FV/96	1300	Winchester	750
21	Derek Willetts	Falcon Mk2	1300	Great Barr	750
22	Stephen Glasswell	Sheane 97	1300	Bury St Edmunds	750
24	Alan Robinson	Leystone AHS	1300	Alsager	750
29	Simon Readman	Spyder	1300	Allestree	750
41	Peter Bennett	Sheane	1300	Hawarden	750
45	Bill Burnett	Sheane	1300	Fordcombe	750
46	John Bowles	Ray 97B	1300	Sevenoaks	750
47	William Redman	Scarab	1300	Jagger Green	750
51	Alistair Heslop	Scarab Mk4	1300	Stoke Bruerne	750
53	Gordon Barnes	Spyder	1300	Colchester	750
54	Ian Fuller	Rossallini FV931	1300	Rugby	750
57	Neil Chilleystone	Scarab Mk2	1300	Norwich	750
58	Bill Stenning	Spyder	1300	West End	750
62	Martyn Dennis	Sheane 98	1300	Tring	750
78	Ricky Cole	ARI Mk4	1300	Burlesdon	750
81	Mike Pascall	Sheane 2000	1300	Maidenhead	750
82	Robert Dagg	Scarab Mk2	1300	Maidstone	750
83	Craig Davis	Leystone JH002	1300	Bicester	750
85	Tony Dowson	Sheane	1300	South Ealing	750
86	Richard Harris	Sheane FV97	1300	Halstead	750
88	Guy Bellingham	Scarab Mk2	1300	Aylesbury	750
93	Ian Barrett	Leystone	1300	Maynooth	750
98	Craig Higgins	Sheane	1300	Brentford	750

The fastest 32 qualifiers go into the Race.

The REMARC Formula Vee championship is ideal for beginner and 'expert' alike, looking for competitive single seater racing on a low budget. It has been run by the 750 Motor Club since 1980 and is probably the cheapest way to go single seater racing in the UK. Engine, gearbox and much of the suspension and braking system is from the VW 1300 Beetle and this, along with a Dunlop 'control' tyre puts the emphasis on driver ability to win races. For 2000, the championship has support from REMARC TECHNOLOGIES who specialise in computer software training courses.

PROVISIONAL RESULT FOR RACE 1

Haynes Locost Series

POS	NO.	CL	DRIVER	CAR	LAPS	RACE TIME	BEHIND	KPH	MPH	BEST LAP	ON	KPH	MPH
1	44		David GARTHWAITE	Locost	10	00:18:16.27		103.16	64.10	1:45.32	6	107.37	66.72
2	53		Mike SAUNDERS	Locost	10	00:18:36.86	20.59	101.25	62.91	1:47.18	4	105.51	65.56
3	38		Steve KIMBER	Locost	10	00:18:37.54	21.27	101.19	62.88	1:46.89	7	105.80	65.74
4	8		Darren BANKS	Locost	10	00:18:37.65	21.38	101.18	62.87	1:47.36	6	105.33	65.45
5	14		Richard GOULD	Locost	10	00:19:08.37	52.10	98.48	61.19	1:50.15	6	102.67	63.79
6	16		Steven TAYLOR	Locost	10	00:19:09.65	53.38	98.37	61.12	1:48.54	6	104.19	64.74
7	9		Malcolm MITTON	Locost	10	00:19:27.62	1:11.35	96.85	60.18	1:50.20	6	102.62	63.76
8	5		Stewart LYDDALL	Locost	10	00:19:29.03	1:12.76	96.73	60.11	1:50.69	3	102.16	63.48
9	24		Gordon DOBSON	Locost	10	00:19:32.08	1:15.81	96.48	59.95	1:50.60	5	102.25	63.53
10	27		Alex HUGHES	Locost	10	00:19:49.52	1:33.25	95.07	59.07	1:51.25	6	101.65	63.16
11	21		Tony CHERRINGTON	Locost	10	00:19:57.11	1:40.84	94.47	58.70	1:51.63	2	101.30	62.95
12	19		Barnaby GUEST	Locost	10	00:20:25.24	2:08.97	92.30	57.35	1:51.28	2	101.62	63.14
13	18		Philip O'HALLORAN	Locost	10	00:20:28.76	2:12.49	92.03	57.18	1:53.04	5	100.04	62.16
14	7		Adam WILKINSON	Locost	9	00:18:19.44	1 LAP	92.57	57.52	1:46.41	4	106.27	66.03
15	20		Paul CRANKSHAW	Locost	9	00:18:22.77	1 LAP	92.29	57.35	1:54.33	5	98.91	61.46
16	39		Daren PICKERING	Locost	9	00:18:23.78	1 LAP	92.21	57.29	1:53.69	5	99.47	61.81
17	26		Danny CASSAR	Locost	9	00:18:25.29	1 LAP	92.08	57.22	1:53.16	3	99.93	62.09
18	55		Rodney GILDERSLEEVES	Locost	9	00:18:32.05	1 LAP	91.52	56.87	1:51.05	5	101.83	63.27
19	37		Kevin LUCAS	Locost	9	00:18:53.57	1 LAP	89.78	55.79	1:54.42	5	98.83	61.41
20	47		John O'HALLORAN	Locost	9	00:19:16.09	1 LAP	88.04	54.70	1:58.80	6	95.19	59.15
NOT CLASSIFIED													
33			Glenn BOYER	Locost	8	00:15:21.97	D.N.F.	98.13	60.97	1:52.15	2	100.83	62.65
22			David COTTRELL	Locost	7	00:13:48.79	D.N.F.	95.51	59.35	1:48.64	4	104.09	64.68
10			Bill ROUILLIER SNR	Locost	6	00:11:41.29	D.N.F.	96.75	60.12	1:51.59	5	101.34	62.97
34			Ian GIBSON	Locost	2	00:04:14.33	D.N.F.	88.93	55.26	1:57.90	2	95.92	59.60

FASTEST LAP

44 David GARTHWAITE Locost 1:45.32 on lap 6 107.37 KPH 66.72 MPH

Cooper
13:40

UNISYS service

750 MOTOR CLUB - SNETTERTON

D MST sports timing

DATE - 16-09-00

START - 12:58

WEATHER/TRACK - CLOUDY / WET

ISSUED - 13:24

PROVISIONAL RESULT FOR RACE 2

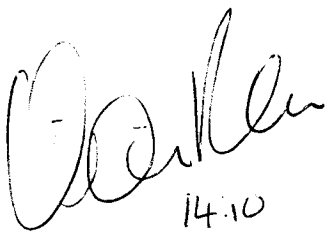
Goldarts/Lotus 7 Club 7 - Class C

POS	NO.	CI	DRIVER	CAR	LAPS	RACE TIME	BEHIND	KPH	MPH	BEST LAP	ON	KPH	MPH
1	30	C	Frazer GIBNEY	Caterham 7 Supersports	15	00:26:27.96		106.82	66.37	1:41.00	14	111.97	69.57
2	36	C	David LITCHFIELD	Caterham 7 Supersports	15	00:26:33.85	5.89	106.43	66.13	1:41.36	15	111.57	69.32
3	21	C	Peter RATCLIFF	Caterham 7	15	00:27:02.19	34.23	104.57	64.97	1:43.63	12	109.13	67.81
4	73	C	Nic FAIRMAN	Caterham 7	15	00:27:11.28	43.32	103.99	64.61	1:42.38	15	110.46	68.63
5	20	C	Chris WOOD	Caterham 7	15	00:27:11.32	43.36	103.98	64.61	1:42.62	15	110.20	68.47
6	26	C	Gareth EVANS	Caterham 7 Supersports	15	00:27:12.50	44.54	103.91	64.56	1:42.27	15	110.58	68.71
7	74	C	Simon FAIRMAN	Caterham 7	15	00:27:13.02	45.06	103.87	64.54	1:42.98	15	109.81	68.23
8	77	C	Ian BROWN	Caterham Super 7	15	00:27:13.29	45.33	103.86	64.53	1:42.76	15	110.05	68.38
9	62	C	Matt SHIRES	Caterham 7 Supersports	15	00:27:16.00	48.04	103.69	64.43	1:41.44	15	111.48	69.27
10	28	C	Cliff GRAY	Caterham 7	15	00:27:41.44	1:13.48	102.10	63.44	1:43.81	13	108.94	67.69
11	27	C	Howard KAYE	Caterham 7 Supersports	15	00:27:51.87	1:23.91	101.46	63.04	1:42.64	15	110.18	68.46
12	42	C	John BENFIELD	Caterham 7	15	00:27:54.51	1:26.55	101.30	62.94	1:45.09	14	107.61	66.86
13	9	C	Nigel HORSMAN	Caterham 7 Supersport	15	00:28:08.99	1:41.03	100.43	62.40	1:44.31	14	108.41	67.36

NOT CLASSIFIED

FASTEST LAP

30 C Frazer GIBNEY Caterham 7 Supersports 1:41.00 on Lap 14 111.97 KPH 69.57 MPH



14.10

UNISYS service

750 MOTOR CLUB - SNETTERTON



MST sports timing

DATE - 16-09-00

START - 13:36

WEATHER/TRACK - CLOUDY / SLIPPERY

ISSUED - 14:09

PROVISIONAL RESULT FOR RACE 3

microshop Pre 98 Formula Ford & Formula 4

POS	NO.	CL	DRIVER	CAR	LAPS	RACE TIME	BEHIND	KPH	MPH	BEST LAP	ON	KPH	MPH
1	3	A	Erwin SMIECH	Reynard SF86	15	00:21:43.95		130.09	80.83	1:24.12	13	134.44	83.53
2	12	FA	Richard EVANS	Van Diemen	15	00:21:46.05	2.10	129.88	80.70	1:24.67	15	133.56	82.99
3	85	FA	Luke STEVENS	Swift	15	00:21:46.06	2.11	129.88	80.70	1:24.83	15	133.31	82.83
4	2	A	Barry PRITCHARD	Van Diemen RF93	15	00:22:04.12	20.17	128.11	79.60	1:24.69	12	133.53	82.97
5	26	FA	Barry POMFRET	Van Diemen	15	00:22:06.66	22.71	127.86	79.45	1:25.97	15	131.54	81.74
6	6	FA	John MOORE	Van Diemen FF95	15	00:22:57.28	1:13.33	123.16	76.53	1:28.22	12	128.19	79.65
7	7	FA	Simon PARKER	Swift SC96	14	00:21:48.74	1 LAP	120.97	75.17	1:29.93	13	125.75	78.14
8	5	FA	David BLYTH	Vector FF Zetec	14	00:22:39.18	1 LAP	116.48	72.38	1:32.37	13	122.43	76.07
9	18	FA	John GRIFFITHS	Swift SC97	14	00:23:06.16	1 LAP	114.22	70.97	1:31.43	12	123.69	76.85
10	37	C	Paul FELLOWS	Royale RP27	13	00:23:00.32	2 LAPS	106.51	66.18	1:43.65	12	109.10	67.79

NOT CLASSIFIED

80	A	Thom MONK	Dastle Mk16	7	00:14:05.71	D.N.F.		93.60	58.16	1:50.37	4	102.46	63.66
45	C	Trevor ARKELL	Royale RP27	5	00:09:46.34	D.N.F.		96.43	59.92	1:35.84	3	118.00	73.32
13	FA	John MILLER	Van Diemen RF97	3	00:04:58.37	D.N.F.		113.70	70.65	1:35.30	3	118.66	73.73

FASTEST LAP

3	A	Erwin SMIECH	Reynard SF86	1:24.12	on lap	13	134.44 KPH	83.53 MPH
12	FA	Richard EVANS	Van Diemen	1:24.67	on lap	15	133.56 KPH	82.99 MPH
45	C	Trevor ARKELL	Royale RP27	1:35.84	on lap	3	118.00 KPH	73.32 MPH

Erwin Smiech
15:08

UNISYS service

750 MOTOR CLUB - SNETTERTON

MST

MST sports timing

DATE - 16-09-00

START - 14:13

WEATHER/TRACK - CLOUDY / DAMP

ISSUED - 14:42

PROVISIONAL RESULT FOR RACE 4

Goldarts/Lotus 7 Club 7 - Class A/B

POS	NO.	CL	DRIVER	CAR	LAPS	RACE TIME	BEHIND	KPH	MPH	BEST LAP	ON	KPH	MPH
1	3	A	Martin STEWART	Caterham Super 7	8	00:11:31.56		130.82	81.29	1:24.15	5	134.39	83.50
2	82	A	Martyn BUTCHER	Caterham Superlight	8	00:11:34.24	2.68	130.32	80.97	1:24.46	7	133.89	83.20
3	5	A	Keith DUNN	Caterham Superlight R	8	00:11:38.67	7.11	129.49	80.46	1:22.73	8	136.69	84.94
4	31	A	John TAYLOR	Caterham 7	8	00:11:43.83	12.27	128.54	79.87	1:24.52	8	133.80	83.14
5	7	A	John SCHNEIDER	Caterham 7	8	00:11:43.95	12.39	128.52	79.86	1:23.84	8	134.89	83.81
6	88	A	Richard INCE	Caterham Superlight	8	00:11:53.35	21.79	126.82	78.80	1:25.47	7	132.31	82.21
7	49	A	Ian WALE	Caterham Super 7	8	00:11:54.17	22.61	126.68	78.71	1:26.35	5	130.96	81.38
8	84	A	Simon LANYON	Caterham Super 7	8	00:11:54.33	22.77	126.65	78.69	1:26.22	7	131.16	81.50
9	63	A	Andy TOONE	Caterham 7	8	00:12:07.01	35.45	124.44	77.32	1:28.26	4	128.13	79.61
10	25	A	Peter LAWRENCE	Caterham HPC	8	00:12:15.25	43.69	123.05	76.46	1:29.71	4	126.06	78.33
11	97	A	John PRAGNELL	Caterham 7	8	00:12:22.79	51.23	121.80	75.68	1:29.87	8	125.83	78.19
12	85	B	Ian COLES	Caterham Roadsport	8	00:12:35.61	1:04.05	119.73	74.40	1:31.46	6	123.65	76.83
13	8	B	John KILLICK	Caterham 7	8	00:12:35.67	1:04.11	119.72	74.39	1:31.00	5	124.27	77.22
14	48	B	Gerald SIMPSON	Caterham Supersprint	8	00:12:44.36	1:12.80	118.36	73.54	1:32.75	3	121.93	75.76
15	98	B	Tim LAMB	Caterham 7	8	00:12:56.95	1:25.39	116.44	72.35	1:32.21	8	122.64	76.20

NOT CLASSIFIED

51	A	Patrick HAVILL	Caterham Supersprint	2	00:03:03.35	D.N.F.		123.36	76.65	1:27.17	2	129.73	80.61
----	---	----------------	----------------------	---	-------------	--------	--	--------	-------	---------	---	--------	-------

FASTEST LAP

5	A	Keith DUNN	Caterham Superlight R	1:22.73	on lap	8	136.69 KPH	84.94 MPH
8	B	John KILLICK	Caterham 7	1:31.00	on lap	5	124.27 KPH	77.22 MPH

Walter
15.23

No 71 did not take restart

UNISYS service

750 MOTOR CLUB - SNETTERTON



MST sports timing

DATE - 16-09-00

START - 14:45

WEATHER/TRACK - CLOUDY / DAMP

ISSUED - 15:23

PROVISIONAL RESULT FOR RACE 5

grg.com Kit Cars - Class B/C

POS	NO.	CL	DRIVER	CAR	LAPS	RACE TIME	BEHIND	KPH	MPH	BEST LAP	ON	KPH	MPH
1	17	C	Jonathan EDWARDS	Westfield SE	10	00:14:35.15		129.22	80.29	1:24.82	9	133.33	82.84
2	2	C	Steve TAYLOR	Sylva Striker	10	00:14:37.88	2.73	128.82	80.04	1:24.07	9	134.52	83.58
3	6	C	Clive HUDSON	Sylva Phoenix	10	00:14:39.76	4.61	128.54	79.87	1:23.73	8	135.06	83.92
4	12	C	Andrew OWEN	Sylva Phoenix	10	00:14:48.66	13.51	127.26	79.07	1:24.97	8	133.09	82.70
5	19	B	Martin SMITH	LA Gold	10	00:14:52.03	16.88	126.78	78.77	1:25.54	7	132.20	82.15
6	66	C	Simon CHILDS	Sylva Striker	10	00:14:53.26	18.11	126.60	78.66	1:25.46	7	132.33	82.22
7	52	B	Mark ARDERN	Sylva Phoenix	10	00:15:00.29	25.14	125.61	78.05	1:25.70	9	131.96	81.99
8	7	C	Tim HARMER	Sylva Striker	10	00:15:03.76	28.61	125.13	77.75	1:24.75	6	133.44	82.91
9	25	C	Jonathan BARNETT	Sylva Phoenix	10	00:15:23.54	48.39	122.45	76.08	1:28.17	5	128.26	79.70
10	74	C	Richard WELCH	Westfield SEiW	10	00:15:23.79	48.64	122.42	76.06	1:28.24	7	128.16	79.63
11	30	C	Mark LLOYD - JONES	Sylva Striker	10	00:15:44.88	1:09.73	119.68	74.37	1:30.67	6	124.72	77.50
12	90	C	Tony SOUTHGATE	Sylva Phoenix	10	00:15:57.33	1:22.18	118.13	73.40	1:29.58	9	126.24	78.44
13	85	B	Paul EVANS	Sylva Phoenix	10	00:15:58.47	1:23.32	117.99	73.31	1:31.27	7	123.90	76.99
14	29	C	John SIMS	Westfield SE	10	00:16:07.25	1:32.10	116.92	72.65	1:32.19	9	122.67	76.22
15	44	C	Dave SULLIVAN	Autotune Gemini	10	00:16:12.56	1:37.41	116.28	72.25	1:30.79	7	124.56	77.40
16	3	C	Nigel BROWN	Leader 400	9	00:14:35.15	1 LAP	116.30	72.26	1:34.28	7	119.95	74.53
17	16	C	Edward HASLER	Westfield SEiW	9	00:14:38.82	1 LAP	115.81	71.96	1:31.74	7	123.27	76.59
18	27	B	David CHAPMAN	Sylva Phoenix	9	00:14:39.07	1 LAP	115.78	71.94	1:33.10	7	121.47	75.48

NOT CLASSIFIED

49	B	Ian CREBA	Vindicator Sprint	7	00:10:50.97	D.N.F.	121.60	75.56	1:28.82	6	127.32	79.11
58	C	Andrew HILEY	Quantum Extreme	1	00:01:44.96	D.N.F.	107.74	66.95	1:44.96	1	107.74	66.95

FASTEST LAP

6	C	Clive HUDSON	Sylva Phoenix	1:23.73	on lap	8	135.06 KPH	83.92 MPH
19	B	Martin SMITH	LA Gold	1:25.54	on lap	7	132.20 KPH	82.15 MPH

UNISYS service

750 MOTOR CLUB - SNETTERTON

MST sports timing

DATE - 16-09-00

START - 15:23

WEATHER/TRACK - CLOUDY / DAMP

ISSUED - 15:45

PROVISIONAL RESULT FOR RACE 6

Demon Tweeks/Yokohama/CCC Stock Hatch - Heat 1

POS	NO.	CL	DRIVER	CAR	LAPS	RACE TIME	BEHIND	KPH	MPH	BEST LAP	ON	KPH	MPH
1	14		Andy ELLIOTT	Fiesta XR2i	10	00:15:50.73		118.95	73.91	1:32.83	7	121.82	75.69
2	31		David HICKTON	Fiesta XR2	10	00:16:01.59	10.86	117.60	73.07	1:34.36	7	119.85	74.47
3	48		Dave BALDING	Fiesta XR2	10	00:16:21.57	30.84	115.21	71.59	1:34.77	6	119.33	74.15
4	53		Jon McNIFF	Peugeot 205 GTi	10	00:16:21.98	31.25	115.16	71.56	1:34.34	6	119.87	74.48
5	65		Terry ROUGHTON	Fiesta XR2	10	00:16:23.35	32.62	115.00	71.46	1:35.41	9	118.53	73.65
6	85		Mark RODWAY	Peugeot 205 GTi	10	00:16:25.27	34.54	114.78	71.32	1:34.06	10	120.23	74.70
7	87		Craig INSKIP	Fiesta XR2	10	00:16:26.47	35.74	114.64	71.23	1:35.76	6	118.09	73.38
8	63		Patrick GROVE	Peugeot 205 GTi	10	00:16:34.15	43.42	113.75	70.68	1:34.83	9	119.25	74.10
9	23		Paul TIBBS	Fiesta XR2	10	00:16:34.29	43.56	113.74	70.67	1:35.54	4	118.37	73.55
10	76		Christopher BETTIS	Vauxhall Nova GTE	10	00:16:40.36	49.63	113.05	70.24	1:37.16	6	116.39	72.32
11	44		Martin ROGERS	Fiesta XR2	10	00:16:42.27	51.54	112.83	70.11	1:34.71	8	119.40	74.19
12	29		Andrew THORPE	Fiesta XR2	10	00:16:42.52	51.79	112.80	70.09	1:36.72	8	116.92	72.65
13	59		Gary HALL	Fiesta XR2	10	00:16:46.52	55.79	112.35	69.81	1:37.23	8	116.31	72.27
14	91		Steven GROOM	Fiesta XR2	10	00:16:50.13	59.40	111.95	69.56	1:37.64	9	115.82	71.97
15	70		Andrew DUNLOP	Fiesta XR2	10	00:16:53.14	1:02.41	111.62	69.36	1:36.84	6	116.78	72.56
16	72		Marcus GIBSON	Fiesta XR2	10	00:17:06.48	1:15.75	110.17	68.45	1:38.80	5	114.46	71.12
17	54		Michael WRIGHT	Fiesta XR2	10	00:17:21.17	1:30.44	108.61	67.49	1:40.37	7	112.67	70.01
18	38		Phillip BECKER	Fiesta XR2i	10	00:17:34.98	1:44.25	107.19	66.60	1:35.29	6	118.68	73.74

NOT CLASSIFIED

37			Simon HOWTON	Fiesta XR2	7	00:11:07.22	D.N.F.	118.64	73.72	1:32.86	7	121.78	75.67
40			Alan EVERITT	Fiesta XR2	7	00:11:45.18	D.N.F.	112.26	69.75	1:36.65	4	117.01	72.70
96			Gareth WRIGHT	Fiesta XR2	0	00:00:00.00							
61			Tony TAYLOR	Peugeot 205 GTi	0	00:00:00.00							

FASTEST LAP

14 Andy ELLIOTT Fiesta XR2i 1:32.83 on lap 7 121.82 KPH 75.69 MPH

Phillip Becker
16:13

UNISYS service

750 MOTOR CLUB - SNETTERTON

MST

MST sports timing

DATE - 16-09-00

START - 15:45

WEATHER/TRACK - CLOUDY / DRY

ISSUED - 16:08

PROVISIONAL RESULT FOR RACE 7

grg.com Kit Cars - Class A


POS	NO.	CL	DRIVER	CAR	LAPS	RACE TIME	BEHIND	KPH	MPH	BEST LAP	ON	KPH	MPH
1	60	A	Andy STERLING	Dax Rush	10	00:14:02.14		134.29	83.44	1:22.13	9	137.69	85.56
2	1	A	Jonathan WHITE	Sylva Striker	10	00:14:03.22	1.08	134.11	83.33	1:22.37	8	137.29	85.31
3	15	A	Andy CHARLSLEY	Fisher Fury	10	00:14:04.08	1.94	133.98	83.25	1:22.60	8	136.91	85.07
4	72	A	Matthew LEWIS	Eldon Roadster	10	00:14:23.43	21.29	130.97	81.38	1:23.63	7	135.22	84.02
5	77	A	Mark OWEN	Sylva Striker Mk3	10	00:14:31.64	29.50	129.74	80.62	1:22.84	7	136.51	84.82
6	82	A	Dan COMPTON	Sylva Mk2	10	00:14:55.10	52.96	126.34	78.50	1:25.59	6	132.13	82.10
7	61	A	Ian FLETCHER	Fletcher Hornet	10	00:14:55.92	53.78	126.22	78.43	1:26.08	6	131.37	81.63
8	84	A	Christopher BROWN	Westfield SE	10	00:15:19.68	1:17.54	122.96	76.40	1:29.18	8	126.81	78.79
9	20	A	Clive TURNER	Autotune Gemini	10	00:15:20.53	1:18.39	122.85	76.33	1:29.48	8	126.38	78.53
10	70	A	Henry MANNINGS	Fisher Fury	9	00:14:46.40	1 LAP	114.82	71.35	1:34.05	4	120.24	74.71
11	71	A	Andrew WITHERS	Westfield SE	9	00:15:15.10	1 LAP	111.22	69.11	1:35.10	8	118.91	73.89
12	76	A	Lesley HUDSON	Dutton Malaga	9	00:15:36.67	1 LAP	108.66	67.52	1:40.94	9	112.03	69.61
13	5	A	Tony ABSOLOM	Sylva Striker	8	00:14:14.23	2 LAPS	105.91	65.81	1:29.21	3	126.77	78.77

NOT CLASSIFIED

42	A	Tom THORNTON	Sylva Striker Mk2	8	00:12:02.35	D.N.F.	125.24	77.82	1:25.66	7	132.02	82.03
66	A	Jonathan CHRISTIE RUNDLE	Sylva Phoenix	4	00:06:12.40	D.N.F.	121.47	75.48	1:29.97	2	125.69	78.10

FASTEST LAP

60 A Andy STERLING Dax Rush 1:22.13 on lap 9 137.69 KPH 85.56 MPH



16:35

UNISYS service

750 MOTOR CLUB - SNETTERTON



MST sports timing

DATE - 16-09-00

START - 16:08

WEATHER/TRACK - CLOUDY / DRY

ISSUED - 16:30

PROVISIONAL RESULT FOR RACE 8

Goldarts/Lotus 7 Club 7 - Class C

POS	NO.	CL	DRIVER	CAR	LAPS	RACE TIME	BEHIND	KPH	MPH	BEST LAP	ON	KPH	MPH
1	30	C	Frazer GIBNEY	Caterham 7 Supersports	10	00:14:34.58		129.30	80.34	1:25.71	5	131.94	81.98
2	73	C	Nic FAIRMAN	Caterham 7	10	00:14:38.45	3.87	128.74	79.99	1:25.18	9	132.76	82.49
3	74	C	Simon FAIRMAN	Caterham 7	10	00:14:38.73	4.15	128.69	79.96	1:24.26	9	134.21	83.39
4	21	C	Peter RATCLIFF	Caterham 7	10	00:14:38.89	4.31	128.67	79.95	1:25.20	8	132.73	82.47
5	20	C	Chris WOOD	Caterham 7	10	00:14:39.15	4.57	128.63	79.93	1:25.82	9	131.77	81.88
6	77	C	Ian BROWN	Caterham Super 7	10	00:14:40.01	5.43	128.51	79.85	1:25.20	8	132.73	82.47
7	26	C	Gareth EVANS	Caterham 7 Supersports	10	00:14:41.95	7.37	128.22	79.67	1:24.52	10	133.80	83.14
8	9	C	Nigel HORSMAN	Caterham 7 Supersport	10	00:14:42.02	7.44	128.21	79.67	1:24.37	9	134.04	83.29
9	27	C	Howard KAYE	Caterham 7 Supersports	10	00:14:47.06	12.48	127.49	79.21	1:25.02	9	133.01	82.65
10	36	C	David LITCHFIELD	Caterham 7 Supersports	10	00:14:51.37	16.79	126.87	78.83	1:25.06	4	132.95	82.61
11	62	C	Matt SHIRES	Caterham 7 Supersports	10	00:14:57.98	23.40	125.94	78.25	1:24.62	4	133.64	83.04
12	28	C	Cliff GRAY	Caterham 7	10	00:15:24.45	49.87	122.33	76.01	1:29.37	10	126.54	78.63

NOT CLASSIFIED

42	C	John BENFIELD	Caterham 7	5	00:07:44.11	D.N.F.		121.83	75.70	1:25.99	5	131.51	81.72
----	---	---------------	------------	---	-------------	--------	--	--------	-------	---------	---	--------	-------

FASTEST LAP

74 C Simon FAIRMAN Caterham 7 1:24.26 on lap 9 134.21 KPH 83.39 MPH

Simon Fairman
16/30

UNISYS service

750 MOTOR CLUB - SNETTERTON

[Signature]

MST sports timing

DATE - 16-09-00

START - 16:30

WEATHER/TRACK - CLOUDY / DRY

ISSUED - 16:51

PROVISIONAL RESULT FOR RACE 9

microshop Pre 98 Formula Ford & Formula 4

POS	NO.	CL	DRIVER	CAR	LAPS	RACE TIME	BEHIND	KPH	MPH	BEST LAP	ON	KPH	MPH
1	12	FA	Richard EVANS	Van Diemen	10	00:12:36.65		149.46	92.87	1:13.74	5	153.36	95.29
2	85	FA	Luke STEVENS	Swift	10	00:12:37.56	0.91	149.28	92.76	1:13.85	8	153.13	95.15
3	3	A	Erwin SMIECH	Reynard SF86	10	00:12:56.33	19.68	145.67	90.51	1:14.64	5	151.51	94.14
4	26	FA	Barry POMFRET	Van Diemen	10	00:13:00.20	23.55	144.95	90.06	1:16.18	3	148.45	92.24
5	6	FA	John MOORE	Van Diemen FF95	10	00:13:29.11	52.46	139.77	86.85	1:15.90	8	149.00	92.58
6	7	FA	Simon PARKER	Swift SC96	10	00:13:53.20	1:16.55	135.73	84.33	1:21.43	7	138.88	86.29
7	5	FA	David BLYTH	Vector FF Zetec	10	00:13:53.50	1:16.85	135.68	84.30	1:21.50	6	138.76	86.22
8	13	FA	John MILLER	Van Diemen RF97	9	00:12:40.98	1 LAP	133.75	83.10	1:21.78	8	138.28	85.92
9	45	C	Trevor ARKELL	Royale RP27	9	00:12:42.51	1 LAP	133.48	82.94	1:22.00	8	137.91	85.69
10	18	FA	John GRIFFITHS	Swift SC97	9	00:12:46.84	1 LAP	132.72	82.47	1:22.21	7	137.56	85.47
11	37	C	Paul FELLOWS	Royale RP27	9	00:13:58.50	1 LAP	121.38	75.42	1:30.81	2	124.53	77.38


NOT CLASSIFIED

2	A	Barry PRITCHARD	Van Diemen RF93	1	00:01:23.82	D.N.F.		134.92	83.83	1:23.82	1	134.92	83.83
---	---	-----------------	-----------------	---	-------------	--------	--	--------	-------	---------	---	--------	-------

FASTEST LAP

12	FA	Richard EVANS	Van Diemen	1:13.74	on lap 5	153.36 KPH	95.29 MPH
3	A	Erwin SMIECH	Reynard SF86	1:14.64	on lap 5	151.51 KPH	94.14 MPH
45	C	Trevor ARKELL	Royale RP27	1:22.00	on lap 8	137.91 KPH	85.69 MPH

Class FA Lap Record



17:18

Non-starter - 80

UNISYS service

750 MOTOR CLUB - SNETTERTON



MST sports timing

DATE - 16-09-00

START - 16:56

WEATHER/TRACK - CLOUDY / DRY

ISSUED - 17:15

PROVISIONAL RESULT FOR RACE 10

Goldarts/Lotus 7 Club 7 - Class A/B

POS	NO.	CL	DRIVER	CAR	LAPS	RACE TIME	BEHIND	KPH	MPH	BEST LAP	ON	KPH	MPH
1	3	A	Martin STEWART	Caterham Super 7	10	00:13:20.80		141.22	87.75	1:18.00	8	144.98	90.09
2	5	A	Keith DUNN	Caterham Superlight R	10	00:13:21.00	0.20	141.18	87.73	1:18.36	10	144.32	89.67
3	82	A	Martyn BUTCHER	Caterham Superlight	10	00:13:26.45	5.65	140.23	87.13	1:18.74	6	143.62	89.24
4	88	A	Richard INCE	Caterham Superlight	10	00:13:33.22	12.42	139.06	86.41	1:18.69	8	143.71	89.30
5	7	A	John SCHNEIDER	Caterham 7	10	00:13:33.31	12.51	139.05	86.40	1:19.28	8	142.64	88.63
6	84	A	Simon LANYON	Caterham Super 7	10	00:13:51.55	30.75	136.00	84.50	1:20.32	6	140.80	87.49
7	63	A	Andy TOONE	Caterham 7	10	00:13:57.38	36.58	135.05	83.91	1:20.79	7	139.98	86.98
8	31	A	John TAYLOR	Caterham 7	10	00:14:01.66	40.86	134.36	83.49	1:21.56	10	138.66	86.15
9	97	A	John PRAGNELL	Caterham 7	10	00:14:07.91	47.11	133.37	82.87	1:22.86	8	136.48	84.80
10	25	A	Peter LAWRENCE	Caterham HPC	10	00:14:08.34	47.54	133.30	82.83	1:21.65	7	138.50	86.06
11	8	B	John KILLICK	Caterham 7	10	00:14:36.50	1:15.70	129.02	80.17	1:25.14	7	132.83	82.53
12	85	B	Ian COLES	Caterham Roadsport	10	00:14:36.63	1:15.83	129.00	80.16	1:25.44	7	132.36	82.24
13	98	B	Tim LAMB	Caterham 7	10	00:14:37.20	1:16.40	128.92	80.10	1:24.44	10	133.93	83.22
14	48	B	Gerald SIMPSON	Caterham Supersprint	10	00:14:40.62	1:19.82	128.42	79.79	1:25.47	7	132.31	82.21

NOT CLASSIFIED

49	A	Ian WALE	Caterham Super 7	7	00:09:43.43	D.N.F.		135.68	84.31	1:20.94	7	139.72	86.81
----	---	----------	------------------	---	-------------	--------	--	--------	-------	---------	---	--------	-------

FASTEST LAP

3	A	Martin STEWART	Caterham Super 7	1:18.00	on lap 8	144.98 KPH	90.09 MPH
98	B	Tim LAMB	Caterham 7	1:24.44	on lap 10	133.93 KPH	83.22 MPH

Class A Lap Record

Walter
7.34

Non-starters - 51 71

UNISYS service

750 MOTOR CLUB - SNETTERTON

MST sports timing

DATE - 16-09-00

START - 17:16

WEATHER/TRACK - CLOUDY / DRY

ISSUED - 17:36

PROVISIONAL RESULT FOR RACE 11

Demon Tweeks/Yokohama/CCC Stock Hatch - Final 1

POS	NO.	CL	DRIVER	CAR	LAPS	RACE TIME	BEHIND	KPH	MPH	BEST LAP	ON	KPH	MPH
1	3		Jay FROST	Suzuki Swift GTi	10	00:15:11.63		124.05	77.08	1:29.66	9	126.13	78.37
2	45		Mark DAVIES	Peugeot 205 GTi	10	00:15:12.55	0.92	123.92	77.00	1:29.66	8	126.13	78.37
3	5		Paul TAYLOR	Peugeot 205 GTi	10	00:15:21.00	9.37	122.79	76.29	1:30.67	9	124.72	77.50
4	66		Andy BURGESS	Suzuki Swift GTi	10	00:15:30.17	18.54	121.58	75.54	1:29.85	10	125.86	78.21
5	67		Julian GRIFFIN	Peugeot 205 GTi	10	00:15:40.85	29.22	120.20	74.68	1:31.35	8	123.80	76.92
6	28		Sean STANWAY	Fiesta XR2	10	00:15:44.60	32.97	119.72	74.39	1:31.36	9	123.78	76.91
7	33		James WARNER	Fiesta XR2	10	00:15:48.79	37.16	119.19	74.06	1:33.05	8	121.53	75.52
8	14		Andy ELLIOTT	Fiesta XR2i	10	00:15:51.41	39.78	118.86	73.86	1:32.31	9	122.51	76.12
9	34		Paul SHEEHAN	Peugeot 205 GTi	10	00:15:52.03	40.40	118.79	73.81	1:32.70	10	121.99	75.80
10	56		Matthew POTTER	Peugeot 205 GTi	10	00:15:52.25	40.62	118.76	73.79	1:30.98	9	124.30	77.23
11	7		Darren BLUMSON	Peugeot 205 GTi	10	00:15:52.70	41.07	118.70	73.76	1:32.66	6	122.05	75.83
12	52		Glenn STOKES	Fiesta XR2	10	00:15:53.71	42.08	118.58	73.68	1:32.27	10	122.56	76.15
13	74		Steve GORDON	Fiesta XR2	10	00:15:53.90	42.27	118.55	73.66	1:31.89	10	123.07	76.47
14	17		Peter FEATHERSTONE	Peugeot 205 GTi	10	00:15:55.35	43.72	118.37	73.55	1:30.72	9	124.66	77.46
15	88		Chris OWEN	Vauxhall Nova GTE	10	00:15:55.67	44.04	118.33	73.53	1:32.17	7	122.69	76.24
16	32		Don HUGHES	Volkswagen Golf GTi	10	00:15:58.84	47.21	117.94	73.28	1:31.48	7	123.62	76.81
17	48		Dave BALDING	Fiesta XR2	10	00:16:03.66	52.03	117.35	72.92	1:33.44	8	121.03	75.20
18	85		Mark RODWAY	Peugeot 205 GTi	10	00:16:06.46	54.83	117.01	72.71	1:32.96	9	121.65	75.59
19	15		Hilary HOWLETT	Fiesta XR2	10	00:16:07.26	55.63	116.91	72.65	1:32.78	9	121.89	75.74
20	97		Andy HERRING	Suzuki Swift GTi	10	00:16:09.62	57.99	116.63	72.47	1:32.89	10	121.74	75.65
21	53		Jon McNIFF	Peugeot 205 GTi	10	00:16:11.08	59.45	116.45	72.36	1:32.63	9	122.08	75.86
22	63		Patrick GROVE	Peugeot 205 GTi	10	00:16:13.13	1:01.50	116.21	72.21	1:33.04	8	121.55	75.52
23	23		Paul TIBBS	Fiesta XR2	10	00:16:20.44	1:08.81	115.34	71.67	1:34.64	5	119.49	74.25
24	26		Stephen FERNS	Peugeot 205 GTi	10	00:16:21.18	1:09.55	115.26	71.61	1:34.37	7	119.83	74.46
25	31		David HICKTON	Fiesta XR2	10	00:16:22.54	1:10.91	115.10	71.52	1:34.11	7	120.16	74.67
26	76		Christopher BETTIS	Vauxhall Nova GTE	10	00:16:34.18	1:22.55	113.75	70.68	1:35.56	9	118.34	73.53

NOT CLASSIFIED

11	Alan THORNDYKE	Peugeot 205 GTi	8	00:13:22.82	D.N.F.	112.69	70.02	1:32.25	2	122.59	76.17
65	Terry ROUGHTON	Fiesta XR2	7	00:12:26.25	D.N.F.	106.08	65.91	1:33.62	5	120.79	75.06
60	Craig SHEPHERD	Fiesta XR2	6	00:15:52.91	D.N.Q.	71.20	44.24	1:31.00	3	124.27	77.22
50	Robert O'BOYLE	Fiesta XR2	5	00:08:07.25	D.N.F.	116.05	72.11	1:33.02	4	121.57	75.54
87	Craig INSKIP	Fiesta XR2	4	00:06:41.52	D.N.F.	112.66	70.00	1:35.47	3	118.45	73.60
6	Steve POWLESLAND	Peugeot 205 GTi	2	00:03:18.82	D.N.F.	113.76	70.68	1:33.14	2	121.42	75.44

FASTEST LAP

45	Mark DAVIES	Peugeot 205 GTi	1:29.66	on lap	8	126.13 KPH	78.37 MPH
3	Jay FROST	Suzuki Swift GTi	1:29.66	on lap	9	126.13 KPH	78.37 MPH

Handwritten signature 18-12

UNISYS service

750 MOTOR CLUB - SNETTERTON

MST sports timing

DATE - 16-09-00

START - 17:37

WEATHER/TRACK - CLOUDY / DRY

ISSUED - 18:01

PROVISIONAL RESULT FOR RACE 12

Demon Tweeks/Yokohama/CCC Stock Hatch - Heat 2

POS	NO.	CL	DRIVER	CAR	LAPS	RACE TIME	BEHIND	KPH	MPH	BEST LAP	ON	KPH	MPH
1	50		Robert O'BOYLE	Fiesta XR2	10	00:15:28.92		121.74	75.64	1:31.53	6	123.55	76.77
2	16		Anthony RIDD	Suzuki Swift GTi	10	00:15:29.82	0.90	121.62	75.57	1:30.10	5	125.51	77.99
3	6		Steve POWLESLAND	Peugeot 205 GTi	10	00:15:30.13	1.21	121.58	75.55	1:31.42	3	123.70	76.86
4	63		Patrick GROVE	Peugeot 205 GTi	10	00:15:39.65	10.73	120.35	74.78	1:31.94	6	123.00	76.43
5	33		James WARNER	Fiesta XR2	10	00:15:39.87	10.95	120.32	74.76	1:32.47	3	122.30	75.99
6	40		Alan EVERITT	Fiesta XR2	10	00:15:45.64	16.72	119.59	74.31	1:32.39	10	122.40	76.06
7	48		Dave BALDING	Fiesta XR2	10	00:15:49.37	20.45	119.12	74.01	1:32.46	8	122.31	76.00
8	23		Paul TIBBS	Fiesta XR2	10	00:15:51.20	22.28	118.89	73.87	1:32.81	3	121.85	75.71
9	44		Martin ROGERS	Fiesta XR2	10	00:15:52.34	23.42	118.75	73.78	1:33.07	5	121.51	75.50
10	38		Phillip BECKER	Fiesta XR2i	10	00:15:52.95	24.03	118.67	73.74	1:32.76	10	121.91	75.75
11	31		David HICKTON	Fiesta XR2	10	00:15:54.33	25.41	118.50	73.63	1:32.85	10	121.80	75.68
12	76		Christopher BETTIS	Vauxhall Nova GTE	10	00:16:05.37	36.45	117.14	72.79	1:34.50	8	119.67	74.36
13	96		Gareth WRIGHT	Fiesta XR2	10	00:16:06.07	37.15	117.06	72.74	1:34.41	10	119.78	74.43
14	61		Tony TAYLOR	Peugeot 205 GTi	10	00:16:17.89	48.97	115.64	71.86	1:35.09	4	118.93	73.90
15	72		Marcus GIBSON	Fiesta XR2	10	00:16:18.22	49.30	115.60	71.83	1:34.52	5	119.64	74.34
16	91		Steven GROOM	Fiesta XR2	10	00:16:19.13	50.21	115.50	71.76	1:34.52	4	119.64	74.34
17	29		Andrew THORPE	Fiesta XR2	10	00:16:19.75	50.83	115.42	71.72	1:34.41	5	119.78	74.43
18	59		Gary HALL	Fiesta XR2	10	00:16:20.07	51.15	115.39	71.70	1:34.72	8	119.39	74.18
19	87		Craig INSKIP	Fiesta XR2	10	00:16:24.12	55.20	114.91	71.40	1:33.19	3	121.35	75.40
20	54		Michael WRIGHT	Fiesta XR2	10	00:16:40.12	1:11.20	113.07	70.26	1:37.32	3	116.20	72.20
21	70		Andrew DUNLOP	Fiesta XR2	8	00:16:47.06	2 LAPS	89.83	55.82	1:33.50	7	120.95	75.15

NOT CLASSIFIED

65		Terry ROUGHTON	Fiesta XR2	7	00:11:00.54	D.N.F.	119.84	74.46	1:32.15	2	122.72	76.25
26		Stephen FERNS	Peugeot 205 GTi	5	00:08:06.06	D.N.F.	116.33	72.28	1:34.77	3	119.33	74.15

FASTEST LAP

16 Anthony RIDD Suzuki Swift GTi 1:30.10 on lap 5 125.51 KPH 77.99 MPH

Anthony Ridd 11-20

UNISYS service

750 MOTOR CLUB - SNETTERTON

MST sports timing

DATE - 17-09-00

START - 10:58

WEATHER/TRACK - SUNNY / DRY

ISSUED - 11:20

PROVISIONAL RESULT FOR RACE 13

grg.com Kit Cars - Class B/C

POS	NO.	CL	DRIVER	CAR	LAPS	RACE TIME	BEHIND	KPH	MPH	BEST LAP	ON	KPH	MPH
1	6	C	Clive HUDSON	Sylva Phoenix	15	00:20:23.81		138.61	86.13	1:20.25	14	140.92	87.56
2	2	C	Steve TAYLOR	Sylva Striker	15	00:20:24.07	0.26	138.58	86.11	1:20.05	10	141.27	87.78
3	12	C	Andrew OWEN	Sylva Phoenix	15	00:20:35.15	11.34	137.34	85.34	1:20.94	4	139.72	86.81
4	17	C	Jonathan EDWARDS	Westfield SE	15	00:20:35.58	11.77	137.29	85.31	1:21.10	9	139.44	86.64
5	7	C	Tim HARMER	Sylva Striker	15	00:20:47.98	24.17	135.92	84.46	1:21.05	6	139.53	86.70
6	66	C	Simon CHILDS	Sylva Striker	15	00:20:53.93	30.12	135.28	84.06	1:22.22	13	137.54	85.46
7	52	B	Mark ARDERN	Sylva Phoenix	15	00:20:56.66	32.85	134.99	83.87	1:22.29	11	137.43	85.39
8	19	B	Martin SMITH	LA Gold	15	00:20:57.01	33.20	134.95	83.85	1:22.34	8	137.34	85.34
9	25	C	Jonathan BARNETT	Sylva Phoenix	15	00:21:15.51	51.70	132.99	82.63	1:22.88	8	136.45	84.78
10	58	C	Andrew HILEY	Quantum Extreme	15	00:21:24.38	1:00.57	132.07	82.06	1:22.33	11	137.36	85.35
11	74	C	Richard WELCH	Westfield SEiW	15	00:21:27.28	1:03.47	131.78	81.88	1:23.27	15	135.81	84.39
12	90	C	Tony SOUTHGATE	Sylva Phoenix	15	00:21:35.59	1:11.78	130.93	81.35	1:24.45	7	133.91	83.21
13	16	C	Edward HASLER	Westfield SEiW	15	00:21:35.77	1:11.96	130.91	81.34	1:23.85	7	134.87	83.80
14	3	C	Nigel BROWN	Leader 400	15	00:21:47.02	1:23.21	129.78	80.64	1:25.54	3	132.20	82.15
15	85	B	Paul EVANS	Sylva Phoenix	15	00:21:47.17	1:23.36	129.77	80.63	1:24.04	8	134.56	83.61
16	44	C	Dave SULLIVAN	Autotune Gemini	14	00:20:26.89	1 LAP	129.04	80.18	1:25.64	14	132.05	82.05
17	27	B	David CHAPMAN	Sylva Phoenix	14	00:20:40.32	1 LAP	127.65	79.31	1:26.61	11	130.57	81.13
18	29	C	John SIMS	Westfield SE	14	00:20:43.88	1 LAP	127.28	79.09	1:27.07	8	129.88	80.70
19	30	C	Mark LLOYD - JONES	Sylva Striker	13	00:20:49.71	2 LAPS	117.64	73.09	1:28.57	2	127.68	79.34

NOT CLASSIFIED

49 B Ian CREBA Vindicator Sprint 0 00:00:00.00

FASTEST LAP

2 C Steve TAYLOR Sylva Striker 1:20.05 on lap 10 141.27 KPH 87.78 MPH
 52 B Mark ARDERN Sylva Phoenix 1:22.29 on lap 11 137.43 KPH 85.39 MPH
 Class C Lap Record

grg 11-49

UNISYS service

750 MOTOR CLUB - SNETTERTON

MST sports timing

DATE - 17-09-00

START - 11:23

WEATHER/TRACK - CLOUDY / DRY

ISSUED - 11:49

PROVISIONAL RESULT FOR RACE 14

grg.com Kit Cars - Class A

POS	NO.	CL	DRIVER	CAR	LAPS	RACE TIME	BEHIND	KPH	MPH	BEST LAP	ON	KPH	MPH
1	60	A	Andy STERLING	Dax Rush	15	00:20:29.51		137.97	85.73	1:20.55	2	140.39	87.24
2	77	A	Mark OWEN	Sylva Striker Mk3	15	00:20:29.88	0.37	137.93	85.70	1:20.59	12	140.32	87.19
3	72	A	Matthew LEWIS	Eldon Roadster	15	00:20:31.24	1.73	137.77	85.61	1:20.43	3	140.60	87.37
4	82	A	Dan COMPTON	Sylva Mk2	15	00:21:18.19	48.68	132.71	82.46	1:22.78	3	136.61	84.89
5	84	A	Christopher BROWN	Westfield SE	15	00:21:58.40	1:28.89	128.66	79.95	1:24.75	2	133.44	82.91
6	20	A	Clive TURNER	Autotune Gemini	14	00:20:52.87	1 LAP	126.37	78.52	1:26.68	4	130.47	81.07
7	76	A	Lesley HUDSON	Dutton Malaga	13	00:20:50.24	2 LAPS	117.59	73.06	1:32.73	2	121.95	75.78

NOT CLASSIFIED

1	A	Jonathan WHITE	Sylva Striker	13	00:17:57.04	D.N.F.	136.50	84.81	1:20.14	12	141.11	87.68
61	A	Ian FLETCHER	Fletcher Hornet	13	00:18:27.26	D.N.F.	132.77	82.50	1:23.04	4	136.18	84.62
70	A	Henry MANNINGS	Fisher Fury	7	00:10:34.52	D.N.F.	124.76	77.52	1:27.36	3	129.45	80.43
5	A	Tony ABSOLOM	Sylva Striker	6	00:09:22.71	D.N.F.	120.58	74.92	1:27.19	2	129.70	80.59
15	A	Andy CHARLEY	Fisher Fury	4	00:05:31.89	D.N.F.	136.30	84.69	1:20.14	4	141.11	87.68

FASTEST LAP

15	A	Andy CHARLEY	Fisher Fury	1:20.14	on lap	4	141.11 KPH	87.68 MPH
1	A	Jonathan WHITE	Sylva Striker	1:20.14	on lap	12	141.11 KPH	87.68 MPH

Class A Lap Record

[Signature]
12-30

Non-starters - 42 66 71

UNISYS service

750 MOTOR CLUB - SNETTERTON

MST sports timing

DATE - 17-09-00

START - 11:50

WEATHER/TRACK - BRIGHT / DRY

ISSUED - 12:17

PROVISIONAL RESULT FOR RACE 15

Demon Tweeks/Yokohama/CCC Stock Hatch - Final 2

POS	NO.	CL	DRIVER	CAR	LAPS	RACE TIME	BEHIND	KPH	MPH	BEST LAP	ON	KPH	MPH
1	3		Jay FROST	Suzuki Swift GTi	12	00:18:44.77		120.65	74.97	1:29.89	7	125.81	78.17
2	56		Matthew POTTER	Peugeot 205 GTi	12	00:18:45.89	1.12	120.53	74.89	1:29.98	5	125.68	78.09
3	17		Peter FEATHERSTONE	Peugeot 205 GTi	12	00:18:46.11	1.34	120.51	74.88	1:29.84	7	125.88	78.21
4	5		Paul TAYLOR	Peugeot 205 GTi	12	00:18:48.48	3.71	120.25	74.72	1:29.91	5	125.78	78.15
5	16		Anthony RIDD	Suzuki Swift GTi	12	00:18:49.02	4.25	120.20	74.68	1:30.58	4	124.85	77.58
6	66		Andy BURGESS	Suzuki Swift GTi	12	00:18:51.21	6.44	119.96	74.54	1:30.06	6	125.57	78.02
7	74		Steve GORDON	Fiesta XR2	12	00:18:52.88	8.11	119.79	74.43	1:31.09	6	124.15	77.14
8	67		Julian GRIFFIN	Peugeot 205 GTi	12	00:18:53.05	8.28	119.77	74.42	1:30.91	6	124.39	77.29
9	60		Craig SHEPHERD	Fiesta XR2	12	00:18:53.50	8.73	119.72	74.39	1:30.32	6	125.21	77.80
10	53		Jon McNIFF	Peugeot 205 GTi	12	00:18:54.50	9.73	119.62	74.32	1:30.47	7	125.00	77.67
11	7		Darren BLUMSON	Peugeot 205 GTi	12	00:18:55.48	10.71	119.51	74.26	1:31.51	4	123.58	76.79
12	88		Chris OWEN	Vauxhall Nova GTE	12	00:18:57.77	13.00	119.27	74.11	1:31.86	6	123.11	76.49
13	32		Don HUGHES	Volkswagen Golf GTi	12	00:18:58.24	13.47	119.22	74.08	1:31.59	6	123.47	76.72
14	85		Mark RODWAY	Peugeot 205 GTi	12	00:18:58.86	14.09	119.16	74.04	1:32.13	6	122.75	76.27
15	14		Andy ELLIOTT	Fiesta XR2i	12	00:19:00.51	15.74	118.99	73.93	1:31.57	4	123.50	76.74
16	50		Robert O'BOYLE	Fiesta XR2	12	00:19:01.08	16.31	118.93	73.90	1:32.28	3	122.55	76.15
17	52		Glenn STOKES	Fiesta XR2	12	00:19:01.10	16.33	118.92	73.89	1:31.91	7	123.04	76.45
18	48		Dave BALDING	Fiesta XR2	12	00:19:01.44	16.67	118.89	73.87	1:32.29	7	122.53	76.14
19	15		Hilary HOWLETT	Fiesta XR2	12	00:19:02.45	17.68	118.78	73.81	1:32.60	6	122.12	75.88
20	33		James WARNER	Fiesta XR2	12	00:19:02.92	18.15	118.73	73.78	1:32.28	5	122.55	76.15
21	97		Andy HERRING	Suzuki Swift GTi	12	00:19:03.54	18.77	118.67	73.74	1:31.40	6	123.73	76.88
22	44		Martin ROGERS	Fiesta XR2	12	00:19:06.45	21.68	118.37	73.55	1:33.43	5	121.04	75.21
23	45		Mark DAVIES	Peugeot 205 GTi	12	00:19:08.37	23.60	118.17	73.43	1:29.04	5	127.01	78.92
24	38		Phillip BECKER	Fiesta XR2i	12	00:19:18.98	34.21	117.09	72.75	1:32.78	3	121.89	75.74
25	61		Tony TAYLOR	Peugeot 205 GTi	12	00:19:20.11	35.34	116.98	72.68	1:34.46	6	119.72	74.39
26	31		David HICKTON	Fiesta XR2	12	00:19:20.31	35.54	116.96	72.67	1:33.64	11	120.77	75.04
27	23		Paul TIBBS	Fiesta XR2	12	00:19:22.62	37.85	116.72	72.53	1:34.13	6	120.14	74.65

NOT CLASSIFIED

34			Paul SHEEHAN	Peugeot 205 GTi	10	00:15:46.73	D.N.F.	119.45	74.22	1:31.45	6	123.66	76.84
37			Simon HOWTON	Fiesta XR2	7	00:11:04.90	D.N.F.	119.06	73.98	1:32.07	7	122.83	76.32
28			Sean STANWAY	Fiesta XR2	7	00:18:55.86	D.N.Q.	69.69	43.30	1:31.30	7	123.86	76.96
40			Alan EVERITT	Fiesta XR2	6	00:09:39.50	D.N.F.	117.09	72.75	1:32.14	6	122.73	76.26
6			Steve POWLESLAND	Peugeot 205 GTi	5	00:07:56.84	D.N.F.	118.58	73.68	1:31.98	5	122.95	76.39

FASTEST LAP

45 Mark DAVIES Peugeot 205 GTi 1:29.04 on lap 5 127.01 KPH 78.92 MPH *RECORD*

Non-starter - 63

Am 14-13

UNISYS service

750 MOTOR CLUB - SNETTERTON

MST sports timing

DATE - 17-09-00

START - 13:11

WEATHER/TRACK - CLOUDY / DRY

ISSUED - 13:39

PROVISIONAL RESULT FOR RACE 16

H.R.Owen Roadsports - Class B/C

POS	NO.	CL	DRIVER	CAR	LAPS	RACE TIME	BEHIND	KPH	MPH	BEST LAP	ON	KPH	MPH
1	37	C	Rick LLOYD	Morgan + 8	17	00:23:31.26		136.23	84.64	1:19.22	4	142.75	88.70
2	21	C	Simon SCUFFHAM	Lotus Elise	17	00:23:38.49	7.23	135.53	84.21	1:20.12	6	141.15	87.70
3	36	C	Mal DAVISON	Porsche 911	17	00:23:40.41	9.15	135.35	84.10	1:20.31	7	140.81	87.50
4	75	B	Darryl DAVIS	Lotus Elise	17	00:24:11.30	40.04	132.47	82.31	1:23.10	17	136.09	84.56
5	66	C	John REED	Renault Spider	17	00:24:21.96	50.70	131.50	81.71	1:23.59	5	135.29	84.06
6	27	C	Martin HOPE	Renault Spider	17	00:24:28.01	56.75	130.96	81.37	1:24.64	6	133.61	83.02
7	28	B	Stephen MCINTOSH	Lotus Elise	17	00:24:34.15	1:02.89	130.41	81.03	1:24.19	8	134.32	83.46
8	23	B	Stephen OLIVER	Lotus Elise	17	00:24:44.59	1:13.33	129.50	80.46	1:24.66	9	133.58	83.00
9	6	B	Paul KEEVILL	Lotus Elan S3	17	00:24:52.34	1:21.08	128.82	80.05	1:23.30	6	135.76	84.36
10	91	C	Daniel WATT	Porsche 911	16	00:24:07.48	1 LAP	125.00	77.67	1:24.06	3	134.53	83.59
11	48	C	Nicky WILSON	Renault Spider	16	00:24:08.41	1 LAP	124.92	77.62	1:25.29	2	132.59	82.39
12	3	B	Pat THOMAS	Lotus Elan S1	16	00:24:11.90	1 LAP	124.62	77.44	1:21.99	4	137.93	85.70
13	7	C	Chris VAREY	Porsche 968CS	16	00:24:40.69	1 LAP	122.20	75.93	1:29.51	3	126.34	78.50

NOT CLASSIFIED

14	C	John HAZZARD	Lotus Esprit	16	00:23:16.25	D.N.F.	129.59	80.52	1:21.79	11	138.27	85.91
8	C	Cliff FINN	Ginetta G4	13	00:18:12.02	D.N.F.	134.63	83.65	1:20.95	11	139.70	86.80
25	C	Clive BAILEY	Porsche Carrera	10	00:13:55.43	D.N.F.	135.36	84.11	1:21.45	4	138.84	86.27
51	B	Steve BAMFORD	Datsun 240Z	5	00:07:20.40	D.N.F.	128.39	79.78	1:25.58	2	132.14	82.11
32	C	Tom WRZESIEN	TVR 3000M	1	00:02:43.68	D.N.F.	69.09	42.93				

FASTEST LAP

37	C	Rick LLOYD	Morgan + 8	1:19.22	on lap	4	142.75 KPH	88.70 MPH
3	B	Pat THOMAS	Lotus Elan S1	1:21.99	on lap	4	137.93 KPH	85.70 MPH

Handwritten signature
14:26

UNISYS service

750 MOTOR CLUB - SNETTERTON

Handwritten signature

MST sports timing

DATE - 17-09-00

START - 13:41

WEATHER/TRACK - BRIGHT / DRY

ISSUED - 14:11

PROVISIONAL RESULT FOR RACE 17

750MC Sports 2000

POS	NO.	CL	DRIVER	CAR	LAPS	RACE TIME	BEHIND	KPH	MPH	BEST LAP	ON	KPH	MPH
1	6		Nick BARNETT	Lola T86/90	15	00:18:58.90		148.94	92.55	1:14.39	4	152.02	94.46
2	10		David ENDERBY	Bowlby VS 91	15	00:19:04.93	6.03	148.16	92.06	1:14.78	10	151.23	93.97
3	19		Richard ATKINSON	Nemesis RME 97/98	15	00:19:14.35	15.45	146.95	91.31	1:14.79	6	151.21	93.95
4	61		Andy CROCKETT	Radical Clubsport	15	00:19:14.82	15.92	146.89	91.27	1:15.73	6	149.33	92.79
5	68		Mark ROBINSON	Radical 1100	15	00:19:24.98	26.08	145.61	90.48	1:16.00	9	148.80	92.46
6	20		Chris HART	Mallock Mk 16	15	00:19:29.95	31.05	144.99	90.09	1:16.65	5	147.54	91.67
7	1		Mike FRY	WEV	15	00:19:38.25	39.35	143.97	89.46	1:17.29	5	146.32	90.91
8	51		Tim COVILL	Mallock Mk27	15	00:19:52.98	54.08	142.19	88.35	1:17.33	8	146.24	90.87
9	83		Cliff ROBERTSON	Tasman 3	14	00:19:20.31	1 LAP	136.45	84.78	1:20.07	10	141.24	87.76

NOT CLASSIFIED

4			David PEGLEY	Lola T86-90	13	00:16:05.21	D.N.F.	152.31	94.64	1:12.58	11	155.81	96.82
2			Dallas JACKSON	Shrike P16	12	00:15:32.89	D.N.F.	145.47	90.39	1:16.20	5	148.41	92.22
46			Neil BURROUGHS	Willy Rose.com	9	00:11:46.73	D.N.F.	144.01	89.48	1:16.47	9	147.89	91.89

FASTEST LAP

4 David PEGLEY Lola T86-90 1:12.58 on lap 11 155.81 KPH 96.82 MPH
LAP RECORD

UNISYS service

750 MOTOR CLUB - SNETTERTON

MST sports timing

DATE - 17-09-00

START - 14:22

WEATHER/TRACK - SUNNY / DRY

ISSUED - 14:47

PROVISIONAL RESULT FOR RACE 18

H.R.Owen Roadsports - Class A/D

POS	NO.	CL	DRIVER	CAR	LAPS	RACE TIME	BEHIND	KPH	MPH	BEST LAP	ON	KPH	MPH
1	57	D	Mike GARDINER	TVR Tasmin 280	15	00:22:44.61		124.31	77.24	1:29.69	11	126.09	78.34
2	2	A	Pete RICHARDS	Clan Crusader	15	00:23:04.80	20.19	122.49	76.11	1:30.77	10	124.59	77.41
3	58	D	Stephen BECK	TVR Tasmin 280	15	00:23:15.62	31.01	121.55	75.52	1:31.59	11	123.47	76.72
4	80	D	Steve LEWIS	TVR Tasmin 280	15	00:23:24.35	39.74	120.79	75.05	1:31.79	11	123.20	76.55
5	43	A	Bennet LONGMAN	MG Midget	15	00:23:30.46	45.85	120.27	74.73	1:31.67	9	123.36	76.65
6	83	D	Richard THORPE	TVR Tasmin 280	15	00:24:12.73	1:28.12	116.77	72.55	1:34.59	14	119.56	74.29
7	52	D	Charles EYSTON	TVR Tasmin 280	15	00:24:17.73	1:33.12	116.37	72.30	1:35.40	8	118.54	73.66
8	81	D	Simon LINDLEY	TVR Tasmin 280	14	00:22:55.55	1 LAP	115.10	71.52	1:35.56	13	118.34	73.53
9	94	D	Patrick SMITH	TVR Tasmin 280	14	00:23:24.64	1 LAP	112.71	70.03	1:38.32	11	115.02	71.47

NOT CLASSIFIED

90	D	Struan ROBERTSON	TVR Tasmin 280	14	00:22:38.71	D.N.F.		116.52	72.40	1:33.79	13	120.57	74.92
----	---	------------------	----------------	----	-------------	--------	--	--------	-------	---------	----	--------	-------

FASTEST LAP

57	D	Mike GARDINER	TVR Tasmin 280	1:29.69	on lap 11	126.09 KPH	78.34 MPH
2	A	Pete RICHARDS	Clan Crusader	1:30.77	on lap 10	124.59 KPH	77.41 MPH
Class D Lap Record							

Brads 15-20.

Non-starters - 78 99

UNISYS service

750 MOTOR CLUB - SNETTERTON

D

MST sports timing

DATE - 17-09-00

START - 14:50

WEATHER/TRACK - BRIGHT / DRY

ISSUED - 15:20

PROVISIONAL RESULT FOR RACE 19

REMARC Formula Vee

POS	NO.	CL	DRIVER	CAR	LAPS	RACE TIME	BEHIND	KPH	MPH	BEST LAP	ON	KPH	MPH
1	2		Jeremy CLARK	Spyder GAC	10	00:13:39.47		138.00	85.75	1:19.81	4	141.70	88.04
2	3		Ian JORDAN	Royale RP26	10	00:13:47.77	8.30	136.62	84.89	1:20.98	7	139.65	86.77
3	83		Craig DAVIS	Leastone JH002	10	00:13:48.11	8.64	136.56	84.85	1:20.78	2	139.99	86.99
4	88		Guy BELLINGHAM	Scarab Mk2	10	00:13:52.32	12.85	135.87	84.42	1:20.94	4	139.72	86.81
5	29		Simon READMAN	Spyder	10	00:13:52.42	12.95	135.85	84.41	1:21.30	2	139.10	86.43
6	6		Michele MAFFEI	Spyder 98	10	00:13:55.02	15.55	135.43	84.15	1:21.30	2	139.10	86.43
7	4		Martyn DONN	Scarab Mk3	10	00:13:55.13	15.66	135.41	84.14	1:21.52	2	138.72	86.20
8	16		Alan HARDING	Leastone 2000	10	00:13:55.87	16.40	135.29	84.07	1:21.38	4	138.96	86.35
9	12		Kevin GILLESPIE	Leastone 00	10	00:13:56.21	16.74	135.24	84.03	1:20.94	4	139.72	86.81
10	93		Ian BARRETT	Leastone	10	00:14:00.15	20.68	134.60	83.64	1:19.92	6	141.50	87.92
11	46		John BOWLES	Ray 97B	10	00:14:14.22	34.75	132.39	82.26	1:22.42	2	137.21	85.26
12	8		Dave JORDAN	Sheane 98	10	00:14:25.60	46.13	130.65	81.18	1:22.65	2	136.83	85.02
13	24		Alan ROBINSON	Leastone AHS	10	00:14:25.77	46.30	130.62	81.16	1:22.60	2	136.91	85.07
14	57		Neil CHILLEYSTONE	Scarab Mk2	10	00:14:27.83	48.36	130.31	80.97	1:22.86	6	136.48	84.80
15	58		Bill STENNING	Spyder	10	00:14:59.02	1:19.55	125.79	78.16	1:25.89	5	131.67	81.81
16	54		Ian FULLER	Rossallini FV931	9	00:13:40.83	1 LAP	123.99	77.04	1:27.55	4	129.17	80.26
17	86		Richard HARRIS	Sheane FV97	9	00:13:42.62	1 LAP	123.72	76.88	1:26.11	5	131.33	81.60
18	21		Derek WILLETTS	Falcon Mk2	9	00:13:43.11	1 LAP	123.65	76.83	1:26.80	4	130.29	80.95
19	53		Gordon BARNES	Spyder	9	00:13:44.08	1 LAP	123.51	76.74	1:25.11	7	132.87	82.56
20	85		Tony DOWSON	Sheane	9	00:13:46.76	1 LAP	123.11	76.49	1:26.02	3	131.47	81.69
21	17		Tom WATSON	Sheane FV/96	9	00:13:46.81	1 LAP	123.10	76.49	1:27.43	3	129.35	80.37
22	82		Robert DAGG	Scarab Mk2	9	00:13:55.13	1 LAP	121.87	75.73	1:26.72	4	130.41	81.03
23	98		Craig HIGGINS	Sheane	9	00:14:02.19	1 LAP	120.85	75.09	1:29.73	4	126.03	78.31
24	78		Ricky COLE	ARI Mk4	9	00:14:07.92	1 LAP	120.03	74.58	1:30.55	3	124.89	77.60
25	47		William REDMAN	Scarab	9	00:14:14.66	1 LAP	119.09	73.99	1:26.58	6	130.62	81.16
26	22		Stephen GLASSWELL	Sheane 97	9	00:14:28.58	1 LAP	117.18	72.81	1:25.28	2	132.61	82.40

NOT CLASSIFIED

14		Martin BROWN	Ray FV89	8	00:11:16.54	D.N.F.	133.72	83.09	1:19.82	2	141.68	88.03
10		Jon RANDALL	Kaimann	3	00:04:20.92	D.N.F.	130.03	80.79	1:23.16	2	135.99	84.50
45		Bill BURNETT	Sheane	3	00:04:23.28	D.N.F.	128.86	80.07	1:23.06	2	136.15	84.60
51		Alistair HESLOP	Scarab Mk4	3	00:04:35.33	D.N.F.	123.22	76.56	1:28.32	2	128.04	79.56

FASTEST LAP

2 Jeremy CLARK Spyder GAC 1:19.81 on lap 4 141.70 KPH 88.04 MPH

UNISYS service

750 MOTOR CLUB - SNETTERTON

MST sports timing

DATE - 17-09-00

START - 15:27

WEATHER/TRACK - CLOUDY / DRY

ISSUED - 15:47

PROVISIONAL RESULT FOR RACE 20

Demon Tweeks/Yokohama/CCC Hot Hatch

POS	NO.	CL	DRIVER	CAR	LAPS	RACE TIME	BEHIND	KPH	MPH	BEST LAP	ON	KPH	MPH
1	2	B	Carl LAWRENCE	Vauxhall Nova GTE	15	00:21:17.32		132.80	82.52	1:23.87	13	134.84	83.78
2	82	B	Guy FOULGER	Citroen Saxo VTR	15	00:21:17.83	0.51	132.75	82.48	1:23.89	8	134.80	83.76
3	0	B	Simon HILL	Peugeot 205 GTi	15	00:21:31.32	14.00	131.36	81.62	1:24.74	7	133.45	82.92
4	50	B	John HAMMERSLEY	Fiesta XR2	15	00:21:31.91	14.59	131.30	81.59	1:24.12	15	134.44	83.53
5	76	B	Rob MINNS	Fiesta XR2	15	00:21:41.52	24.20	130.33	80.98	1:24.69	5	133.53	82.97
6	86	B	Paul HORTON	Fiesta	15	00:21:44.02	26.70	130.08	80.83	1:24.51	10	133.82	83.15
7	47	B	Martyn CULLEY	Fiesta XR2	15	00:21:44.73	27.41	130.01	80.78	1:25.04	5	132.98	82.63
8	22	B	Andy FELLS	Fiesta XR2	15	00:21:55.06	37.74	128.99	80.15	1:25.48	3	132.30	82.20
9	85	B	Steve HORNER	Fiesta XR2	15	00:22:05.46	48.14	127.98	79.52	1:26.37	10	130.93	81.36
10	4	A	Mark CUNNINGHAM	Citroen AX GT	15	00:22:06.51	49.19	127.88	79.46	1:26.38	6	130.92	81.35
11	25	A	Mike PICK	Citroen AX GT	15	00:22:09.09	51.77	127.63	79.30	1:26.12	7	131.31	81.59
12	17	A	Tim PURSLOW	Vauxhall Nova SRi	15	00:22:09.88	52.56	127.55	79.26	1:26.36	8	130.95	81.37
13	60	A	Lee REYNOLDS	Citroen AX GTi	15	00:22:15.63	58.31	127.00	78.92	1:26.70	6	130.44	81.05
14	12	C	Lol DYKE	Toyota Corolla GT	15	00:22:15.90	58.58	126.98	78.90	1:26.88	5	130.17	80.88
15	55	B	Steve TREEN	Fiesta XR2	15	00:22:32.53	1:15.21	125.42	77.93	1:28.24	10	128.16	79.63
16	45	A	Terry CRANE	Metro GTi	15	00:22:40.05	1:22.73	124.72	77.50	1:28.03	7	128.46	79.82
17	32	C	Richard WALMSLEY	Peugeot 106 GTi	15	00:22:41.54	1:24.22	124.59	77.41	1:27.63	8	129.05	80.19
18	84	A	Mark BUSH	Rover Metro GTi	15	00:22:44.26	1:26.94	124.34	77.26	1:28.34	9	128.01	79.54
19	59	A	Craig ABRAHAM	Rover Metro GTi	14	00:21:47.88	1 LAP	121.05	75.22	1:30.53	10	124.92	77.62
20	27	B	Stephen WOOD	Peugeot 205 GTi	14	00:21:49.17	1 LAP	120.93	75.14	1:29.79	9	125.95	78.26
21	57	B	Michael QUENBY	Fiesta XR2	13	00:21:23.30	2 LAPS	114.56	71.18	1:36.16	9	117.60	73.07

NOT CLASSIFIED

68	B	Mark ROBERTS	Fiesta XR2	12	00:18:16.76	D.N.F.	123.73	76.88	1:26.71	8	130.42	81.04	
5	B	Andrew VAREY	Peugeot 205 GTi	10	00:14:15.27	D.N.F.	132.22	82.16	1:23.77	10	135.00	83.88	
43	B	Martin RUTHERFORD	Fiesta XR2	2	00:03:13.82	D.N.F.	116.69	72.51	1:27.53	2	129.20	80.28	
31	B	Lewis WILLIAMS	Fiesta XR2	0	00:00:00.00								

FASTEST LAP

5	B	Andrew VAREY	Peugeot 205 GTi	1:23.77	on lap	10	135.00 KPH	83.88 MPH
25	A	Mike PICK	Citroen AX GT	1:26.12	on lap	7	131.31 KPH	81.59 MPH
12	C	Lol DYKE	Toyota Corolla GT	1:26.88	on lap	5	130.17 KPH	80.88 MPH

CLASS A B & C LAP RECORDS

 16.50

UNISYS service

750 MOTOR CLUB - SNETTERTON



MST sports timing

DATE - 17-09-00

START - 15:47

WEATHER/TRACK - CLOUDY / DRY

ISSUED - 16:15

PROVISIONAL RESULT FOR RACE 21

H.R.Owen Roadsports

POS	NO.	CL	DRIVER	CAR	LAPS	RACE TIME	BEHIND	KPH	MPH	BEST LAP	ON	KPH	MPH
1	37	C	Rick LLOYD	Morgan + 8	12	00:16:18.15		138.74	86.21	1:18.60	8	143.88	89.40
2	36	C	Mal DAVISON	Porsche 911	12	00:16:33.45	15.30	136.60	84.88	1:20.92	9	139.75	86.84
3	8	C	Cliff FINN	Ginetta G4	12	00:16:39.67	21.52	135.75	84.35	1:21.75	10	138.33	85.95
4	25	C	Clive BAILEY	Porsche Carrera	12	00:16:50.89	32.74	134.24	83.41	1:22.26	9	137.48	85.42
5	3	B	Pat THOMAS	Lotus Elan S1	12	00:16:59.07	40.92	133.17	82.74	1:23.18	4	135.96	84.48
6	66	C	John REED	Renault Spider	12	00:17:06.92	48.77	132.15	82.11	1:23.83	6	134.90	83.82
7	27	C	Martin HOPE	Renault Spider	12	00:17:28.80	1:10.65	129.39	80.40	1:24.43	7	133.94	83.23
8	51	B	Steve BAMFORD	Datsun 240Z	12	00:17:30.41	1:12.26	129.19	80.27	1:25.48	12	132.30	82.20
9	23	B	Stephen OLIVER	Lotus Elise	12	00:17:30.78	1:12.63	129.15	80.25	1:25.39	3	132.44	82.29
10	48	C	Nicky WILSON	Renault Spider	12	00:17:30.89	1:12.74	129.13	80.24	1:24.86	7	133.26	82.80
11	6	B	Paul KEEVILL	Lotus Elan S3	12	00:17:39.21	1:21.06	128.12	79.61	1:25.30	4	132.58	82.38
12	28	B	Stephen McINTOSH	Lotus Elise	11	00:16:20.60	1 LAP	126.86	78.82	1:27.03	3	129.94	80.74
13	7	C	Chris VAREY	Porsche 968CS	11	00:16:39.08	1 LAP	124.51	77.37	1:26.85	9	130.21	80.91
14	57	D	Mike GARDINER	TVR Tasmin 280	11	00:16:43.44	1 LAP	123.97	77.03	1:29.06	3	126.98	78.90
15	58	D	Stephen BECK	TVR Tasmin 280	11	00:17:15.77	1 LAP	120.10	74.62	1:32.36	2	122.44	76.08
16	43	A	Bennet LONGMAN	MG Midget	11	00:17:16.83	1 LAP	119.98	74.55	1:31.83	11	123.15	76.52
17	80	D	Steve LEWIS	TVR Tasmin 280	11	00:17:21.77	1 LAP	119.41	74.19	1:32.77	5	121.90	75.74
18	83	D	Richard THORPE	TVR Tasmin 280	11	00:17:48.95	1 LAP	116.37	72.31	1:33.31	2	121.20	75.31
19	81	D	Simon LINDLEY	TVR Tasmin 280	11	00:17:51.79	1 LAP	116.06	72.12	1:34.88	8	119.19	74.06
20	52	D	Charles EYSTON	TVR Tasmin 280	11	00:17:58.96	1 LAP	115.29	71.64	1:34.87	8	119.20	74.07
21	2	A	Pete RICHARDS	Clan Crusader	10	00:16:32.70	2 LAPS	113.92	70.78	1:35.87	7	117.96	73.29
22	94	D	Patrick SMITH	TVR Tasmin 280	10	00:16:51.86	2 LAPS	111.76	69.44	1:38.95	3	114.29	71.01
23	75	B	Darryl DAVIS	Lotus Elise	10	00:17:40.26	2 LAPS	106.66	66.27	1:40.31	4	112.74	70.05

NOT CLASSIFIED

91	C	Daniel WATT	Porsche 911	4	00:06:21.93	D.N.F.	118.44	73.59	1:25.90	3	131.65	81.80
21	C	Simon SCUFFHAM	Lotus Elise	2	00:02:49.21	D.N.F.	133.67	83.05	1:22.72	2	136.71	84.95

FASTEST LAP

37	C	Rick LLOYD	Morgan + 8	1:18.60	on lap	8	143.88 KPH	89.40 MPH
3	B	Pat THOMAS	Lotus Elan S1	1:23.18	on lap	4	135.96 KPH	84.48 MPH
57	D	Mike GARDINER	TVR Tasmin 280	1:29.06	on lap	3	126.98 KPH	78.90 MPH
43	A	Bennet LONGMAN	MG Midget	1:31.83	on lap	11	123.15 KPH	76.52 MPH


Class D Lap Record


16:52

Non-starters - 14 32 78 90 99

UNISYS service

750 MOTOR CLUB - SNETTERTON


MST sports timing

DATE - 17-09-00

START - 16:28

WEATHER/TRACK - CLOUDY / DRY

ISSUED - 16:51

PROVISIONAL RESULT FOR RACE 22

Autoscribe 750 Formula

POS	NO.	CL	DRIVER	CAR	LAPS	RACE TIME	BEHIND	KPH	MPH	BEST LAP	ON	KPH	MPH
1	3		Pete KNIPE	DNC F750	10	00:14:23.42		130.98	81.38	1:24.86	7	133.26	82.80
2	6		Antony RAINE	Centaur Mk16	10	00:14:24.51	1.09	130.81	81.28	1:24.86	10	133.26	82.80
3	77		Nige COWLEY	Cowley MkIV	10	00:14:55.19	31.77	126.33	78.49	1:27.16	2	129.75	80.62
4	43		Dick HARVEY	Darvi - 91D	10	00:15:05.48	42.06	124.89	77.60	1:28.65	2	127.57	79.26
5	50		Rodney HILL	Mystic T4/21	10	00:15:10.14	46.72	124.25	77.21	1:29.38	5	126.52	78.62
6	55	B	Roger ROWE	Centaur	10	00:15:10.71	47.29	124.17	77.16	1:29.22	10	126.75	78.76
7	12	B	Andrew LAKE	Darvi Mk5B	10	00:15:11.92	48.50	124.01	77.05	1:29.01	9	127.05	78.94
8	99	B	Adrian DANIELS	Kaz 96	10	00:15:12.25	48.83	123.97	77.03	1:28.78	9	127.38	79.15
9	27	B	Sue BUXTON	Darvi Mk5/97	10	00:15:13.99	50.57	123.73	76.88	1:28.74	7	127.44	79.18
10	35		Andrew JOHNSTON	ODAC.1	10	00:15:15.34	51.92	123.55	76.77	1:28.24	9	128.16	79.63
11	17	B	Steve BOOTHER	Harrison	10	00:15:15.90	52.48	123.47	76.72	1:28.33	6	128.03	79.55
12	76		Bob COUCHMAN	BCR 2000	10	00:15:32.14	1:08.72	121.32	75.38	1:30.21	4	125.36	77.89
13	34	B	Dave HEAVER	TSR Marrow	10	00:15:46.47	1:23.05	119.48	74.24	1:32.41	9	122.38	76.04
14	13	B	Paul MORRIS	Darvi 92J	10	00:15:46.70	1:23.28	119.45	74.22	1:31.82	9	123.16	76.53

NOT CLASSIFIED

FASTEST LAP

3	Pete KNIPE	DNC F750	1:24.86	on lap	7	133.26 KPH	82.80 MPH
6	Antony RAINE	Centaur Mk16	1:24.86	on lap	10	133.26 KPH	82.80 MPH
17	B Steve BOOTHER	Harrison	1:28.33	on lap	6	128.03 KPH	79.55 MPH

17.22

Non-starter - 9

UNISYS service

750 MOTOR CLUB - SNETTERTON

 MST sports timing

DATE - 17-09-00

START - 17:00

WEATHER/TRACK - BRIGHT / DRY

ISSUED - 17:20