


CHAMPIONSHIP CAR RACES



OFFICIAL PROGRAMME

CADWELL

May 19/20

£2.00



This meeting is held under the General Regulations of the MSA (incorporating the provisions of the International Sporting Code of the FIA) and the Supplementary Regulations, Final Instructions and any written instructions which the Organisers issue for the race meeting. MSA Permit

No: 6800

APPROXIMATE TIMETABLE

Saturday 19th May 2001

Practice Sessions	Time
Locost Championship - session 1	9.00
Locost Championship - session 2	9.25
Caterhams	9.50
Kits - class A	10.10
750 Trophy	10.35
Kits -classes B + C	11.00
Formula 4	11.20
Roadsports	11.45
Races	
1: Locost Championship - Heat	1.00
2: Goldarts 7 Championship	1.25
3: grg.com Kit Car Championship - class A	1.50
4: 750 Trophy Championship	2.15
5: Locost Championship - Final	2.40
6: Formula 4 Championship	3.05
7: Goldarts 7 Championship	3.30
8: grg.com Kit Car Championship - classes B & C	3.55
9: Kelsport/Lotus Club Roadsports Championship	4.20
10: 750 Trophy Championship	4.45

The timetable for Sunday is on the centre pages.

The organisers reserve the right, with the permission of the Stewards of the Meeting and/or the Clerk of Course, to change the order in which events are run and to postpone, cancel or abandon the meeting or any part thereof.

This meeting is promoted by Octagon Motorsport

RACE MEETING OFFICIALS

MSA STEWARD

J.R.Norbury

CLERKS OF COURSE

R.Adaway

DEPUTY CLERKS

V.Ayres M.Wooten

DRIVING STANDARDS

OBSERVERS

K.Messer

CLUB STEWARDS

V.Adaway J.Floyd

TIMEKEEPERS

T.Stevens (Chief) A.Stevens

P.Arch A.Hancock

D.Evans A.Preston

SCRUTINEERS

H.Fisher (Chief) D.Lovie

D.Baxter J.Barlow

R.Byatt P.Hewer

INCIDENT OFFICER

A.Bennett

CHIEF MARSHAL

P.Harding

CHIEF OBSERVER

P. Stenning

CHIEF MEDICAL OFFICER

C.Ruddlesdin

RACE RESCUE UNIT

750 Motor Club

COMMENTATOR

A.Coales

SECRETARY OF THE MEETING

Robin Knight

MARSHALS

750 Motor Club
BMRMC & friends

Races 1/5

10 Laps

750 Motor Club Locost Championship

No	DRIVER	CAR DETAILS	CCS	HOMETOWN	CLUB
8	Darren Banks	Locost	1300	Honiton	750
9	Malcolm Mitton	Locost	1300	Little Staughton	750
15	Richard Cartledge	Locost	1300	Fangfoss	750
16	Steven Taylor	Locost	1300	Ware	750
20	Tony Cherrington	Locost	1300	Melksham	750
25	Dominic O' Donnell	Locost	1300	Wirral	750
26	Danny Cassar	Locost	1300	East Ham	750
29	John Suckling	Locost	1300	Nr Keighley	750
30	Barnaby Guest	Locost	1300	Bedford	750
33	Glenn Boyer	Locost	1300	Westonzoyland	750
35	Royce Grey	Locost	1300	Alresford	750
36	Darryl Beckwith	Locost	1300	Saunderton	750
38	Steve Kimber	Locost	1300	Brentwood	750
41	Brett Townsend	Locost	1300	Leamington Spa	750
44	William Mitcham	Locost	1300	Bury St Edmunds	750
47	Andrew Hiley	Locost	1300	Golcar	750
49	Mark Crankshaw	Locost	1300	Cambridge	750
53	Mike Saunders	Locost	1300	Landrake	750
77	Brian Turvey	Locost	1300	Old Harlow	750
96	Tim Gray	Locost	1300	Trowell	750

The drivers listed above will take part in the 1st Locost practice session; those listed on the next page will be in the 2nd session.

From the combined times of those two sessions the slowest 24 take part in Race 1 (the Heat) the others going straight into Race 5 (the Final).

Spaces on the back of the grid for Race 5 will be filled by the top finishers in Race 1.

The 750 Motor Club Locost Championship was started in 1999 and is being promoted by the 750 Motor Club to encourage newcomers to construct and race a car built to a standard specification, very much in line with the 'ethos' of the Club. The 'Locost' was originally designed by Ron Champion, a teacher at Oundle School in Peterborough, as a project for his technology pupils. Such was the success that over 50 have been constructed within the school, a very popular book has been published and it is yet another of the 750 Motor Club's formulae aimed squarely at getting people involved in Motorsport. The Championship is sponsored in 2001 by Locost Limited.

Races 1/5**10 Laps****750 Motor Club Locost Championship**

No	DRIVER	CAR DETAILS	CCS	HOMETOWN	CLUB
5	Stewart Lyddall	Locost	1300	Walton On Thames	750
7	Adam Wilkinson	Locost	1300	Royston	750
11	Paul Crankshaw	Locost	1300	Cambridge	750
12	Andrew Crapnell	Locost	1300	Bradford On Avon	750
13	Chris James	Locost	1300	Sonning Common	750
14	Ian Collins	Locost	1300	Bevere	750
18	Philip O' Halloran	Locost	1300	Hersham	750
21	Mark Benton	Locost	1300	Farnham Royal	750
23	Janet Sherry	Locost	1300	Twickenham	750
24	Gordon Dobson	Locost	1300	Biggin Hill	750
28	Alex Eacock	Locost	1300	Redditch	750
31	Alex Jullien	Locost	1300	Wickford	750
34	Ian Gibson	Locost	1300	Braintree	750
37	Kevin Lucas	Locost	1300	Ilkeston	750
40	William Rouillier	Locost	1300	Blandford Forum	750
51	Helen Saunders	Locost	1300	Landrake	750
55	Rodney Gildersleeves	Locost	1300	Sudbury	750
69	John Ballentyne	Locost	1300	Colchester	750
73	Ged Sidnell	Locost	1300	Norwich	750
81	Kevin Broughton	Locost	1300	Spalding	750
87	Alan Yearley	Locost	1300	Bow	750

The 750 Motor Club Locost Championship was started in 1999 and is being promoted by the 750 Motor Club to encourage newcomers to construct and race a car built to a standard specification, very much in line with the 'ethos' of the Club. The 'Locost' was originally designed by Ron Champion, a teacher at Oundle School in Peterborough, as a project for his technology pupils. Such was the success that over 50 have been constructed within the school, a very popular book has been published and it is yet another of the 750 Motor Club's formulae aimed squarely at getting people involved in Motorsport. The Championship is sponsored in 2001 by Locost Limited.

Races 2 & 7

10 & 12 Laps

Goldarts 7 Championship

No	CLS	DRIVER	CAR DETAILS	CCS	HOMETOWN	CLUB
5	A	Keith Dunn	Caterham Superlight	1800	Droitwich	750
9	C	David Litchfield	Caterham 7	1400	Wimbledon	750
19	A	Chris Porritt	Caterham 7	1588	Brackley	750
24	C	Andy Hunt	Caterham 7	1400	Dereham	750
25	A	Peter Lawrence	Caterham Superlight	1800	Thame	750
27	C	Howard Kaye	Caterham 7 Supersports	1400	Crouch End	750
28	A	Steve Kelsey	Caterham 7	1800	Stourbridge	750
29	C	Ken Baird	Caterham 7	1400	Elstree	750
30	C	Guy Skinner	Caterham 7	1400	London	750
33	A	Neil Turner	Caterham Superlight	1800	Hingham	750
39	B	Anthony Shaughnessy	Caterham 7 Supersprint	1700	Burley	750
42	C	John Benfield	Caterham 7	1400	Houghton Regis	750
46	C	Ben Woodhouse	Caterham Super 7	1400	Richmond	750
48	B	Gerald Simpson	Caterham Supersprint	1700	Churton	750
62	C	Matt Shires	Caterham 7 Supersports	1400	Redhill	750
68	C	Richard Webb	Caterham 7	1400	Fairford	750
73	A	Nic Fairman	Caterham Superlight R	1800	Croydon	750
74	A	Simon Fairman	Caterham Superlight R	1800	Fetcham	750
81	A	Mike Turnbull	Caterham Super 7	1800	London	750
87	A	Mark Lanyon	Caterham Super 7	1700	London	750
88	A	Richard Ince	Caterham Superlight	1800	Stowmarket	750
91	C	Nigel Horsman	Caterham 7 Supersport	1400	Castle Donington	750
97	A	John Pragnell	Caterham 7	1600	Brackley	750
98	B	Tim Lamb	Caterham 7	1600	Clevedon	750

GOLD ARTS

The 2001 GoldArts 7 Championship is for Caterham / Lotus 7 running in 4 classes. Class A is for 1700 Xflow, 2000cc Vauxhall and Ford Zetec, 1700 twincam & 1600 K series; B includes 1600cc twincam, 1800 Ford Zetec, 1800, 1600 K Series; 1400 K series are class C, whilst Class D is for former Scholarship/Graduate cars. All have to run on a choice of Yokohama tyres and a minimum weight of 600 kgs including the driver. The championship enjoys support from Goldarts Jewellers & Yokohama tyres.

Race 3**grg.com****10 Laps**

kitcar championship

No	CLS	DRIVER	CAR DETAILS	CCS	HOMETOWN	CLUB
21	A	Clive Turner	Autotune Gemini	3000	Sandiacre	750
26	A	Peter Rowney	Westfield SEi	1660	Stafford	750
32	A	Peter Robinson	Sylva Striker	1660	Sutton Coldfield	750
37	A	David Robinson	Sylva Striker	1998	Rotherfield	750
41	A	Steve Owen	Sylva Clubman	1660	Rippenden	750
51	A	Tony Absolom	Sylva Striker	1700	Reading	750
60	A	Andy Sterling	Dax Rush	3600	Brockenhurst	750
66	A	Jonathan Christie - Rundle	Sylva Phoenix	1660	Langley	750
69	A	Nick Craddock	Sylva Phoenix	1660	Pewsey	750
71	A	Matt Jones	Westfield SE	1700	Worthington	750
75	A	Matthew Lewis	Eldon Roadster	3528	Woking	750
77	A	Mark Owen	Sylva Striker Mk3	1600	Welwyn Garden City	750
78	A	Ken Lewins	Dutton Leggera	3500	Chesterfield	750
80	A	Peter Ramella	Sylva Striker Mk2	1700	Ranby	750
84	A	Christopher Brown	Westfield SE	1700	London	750
88	A	Bryan Healey	Sylva Phoenix	1660	Poynton	750
89	A	Mark Matthews	Marlin Sportster	3500	Crediton	750


The Kit Car Championship, sponsored by The Grass Roots Group PLC, is for road legal front-engined Kit Cars. The engine regulations allow considerable freedom whilst there are limitations on the design of rear suspension and transmission. There are three classes, A - up to 1660cc, B - 1661 to 3500cc and class C - 1800 Ford Zetec.

Races 4 & 10

8 & 10 Laps

750 MC 750 Trophy Championship

m	CLS	DRIVER	CAR DETAILS	CCS	HOMETOWN	CLUB
1	C	Roger Rowe	RWR	600	Kidderminster	750
6	C	Roger Windley	Genie	747S	Tattershall	750
7	C	Don Rawson	Rawson Special	1172	Oswestry	750
9	C	Ian Allen	U.C.E	750	Deeping St Nicholas	750
11	C	John Marshall	Lotus Mk6	1172	Bristol	750
12	C	Colin Willmott	DNC	749	Astwood Bank	750
14	C	Cliff Ringrose	Phoenix	642	Newark	750
17	B	Jean Rees	Rees Special	747	Altrincham	750
26	B	Keith Whitby	Austin 7 Special	747	St Neots	750
33	D	Kerry Horan	Vincent Trenberth	498	Studley	750
68	C	Pete Birch	JGS III	642	Mablethorpe	750




The 750 Trophy Championship is for Austin Seven based cars, supported by other cars of historic interest and similar performance. As in the former pre-war Austin 7 Championship, Austin Sevens will compete in two classes:- Austin Seven sports and racing cars, post-war specials and early 750 Formula cars with Austin Seven engines/gearboxes. In further classes are cars from the old 1172 Formula along with vintage, PVT and historic cars such as 500cc Formula 3 and other similar vehicles.

Races 6 & 15

12 & 10 Laps

750 MC Formula 4 Championship

NO	CLS	DRIVER	CAR DETAILS	CCS	HOMETOWN	CLUB
3	A	Erwin Smiech	Reynard SF86	1600	Lincoln	750
6	D	John Moore	Forest MOT VD95	1800	Sandhurst	750
11	A	Chris Kite	ERM	1600	Bracknell	750
12	A	John Woodward	Delta	1600	Stratton Audley	750
16	A	Damon Bland	Van Diemen RF86	1600	Manchester	750
17	A	Ray Gardner	Van Diemen RF86	1600	Sible Hedingham	750
21	A	Andy Schulz	Chevron B67	1600	Harrow	750
26	D	Barry Pomfret	Van Diemen RF98	1800	Bletchley	750
27	D	David Blyth	Vector MG97	1800	Wavendon Gate	750
31	D	Ralph Crompton	Van Diemen RF96	1800	Riseley	750
36	D	Simon Parker	Swift SC96	1800	Gt Doddington	750
37	C	Paul Fellows	Royale RP27	2000	Ely	750
38	D	Steve Taylor	Van Diemen RF96	1800	Swavesey	750
40	A	David Longstaff	Ray 89F	1600	Misterton	750
42	D	David Fricker	Van Diemen RF97	1800	Droylesden	750
43	B	John Roberts	Van Diemen RF82	2000	Harrogate	750
70	A	Ewen Sergison	Sergison Mk1	1600	Arnthorpe	750
71	A	Jock Sergison	Highlander	1600	Doncaster	750
91	A	David Healey	Delta T92	1600	Norton	750




The 750 Motor Club Formula 4 Championship provides the technical sophistication of slicks and wings in an affordable single seater championship. Class A allows any design of chassis and caters for the designer/constructor as well as for cars converted from F3, FFord, FF2000 and Formula Renault; all must use the 1600 CVH Ford engine. Class B is for FF2000 cars built prior to October 1983, class C for pre Dec '80, running to the former FF2000 regulations and Class D, sponsored by **microshop**, sees pre 1999 Formula Ford Zetec cars.

Race 8**grg.com****10 Laps**

kitcar championship

No	CLS	DRIVER	CAR DETAILS	CCS	HOMETOWN	CLUB
4	B	Jonathan White	Sylva Striker	1640	Trowbridge	750
5	C	Nigel Brown	Leader 400	1800	Great Barr	750
7	C	Jonathan Edwards	Westfield SE	1800	Studley	750
11	C	Andrew Owen	Sylva Phoenix	1800	Welwyn Garden City	750
15	C	Simon Childs	Sylva Phoenix	1800	Nether Heyford	750
17	C	Dave Devine	Sylva Phoenix	1800	Ashington	750
19	B	Martin Smith	Procomp LA Gold	1640	Warley	750
20	B	Robert Putnam	Procomp LA Gold	1600	Warley	750
25	C	Jonathan Barnett	Sylva Phoenix	1800	Putney	750
31	C	Richard Daw	Procomp LA Gold	1800	Preston Bissett	750
44	C	Dave Sullivan	Autotune Gemini	1800	Banbury	750
45	C	Brian Dean	Sylva Striker Mk2	1800	Leicester	750
52	C	Graham Stephenson	Quantum Xtreme	1800	Wordsley	750
53	C	Andrew Hiley	Locost	1800	Golcar	750
72	C	Lesley Hudson	Sylva Phoenix	1800	Litchborough	750
73	B	David Smith	Sylva Phoenix	1600	Cottingham	750
90	C	Tony Southgate	Sylva Phoenix	1800	Rothersthorpe	750
99	C	Edward Hasler	Westfield SEIW	1800	London	750



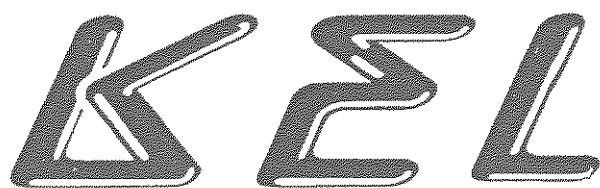
The Kit Car Championship, sponsored by The Grass Roots Group PLC, is for road legal front-engined Kit Cars. The engine regulations allow considerable freedom whilst there are limitations on the design of rear suspension and transmission. There are three classes, A - up to 1660cc, B - 1661 to 3500cc and class C - 1800 Ford Zetec.

Races 9 & 11

10 Laps

Roadsports Championship

NO	CLS	DRIVER	CAR DETAILS	CCS	HOMETOWN	CLUB
3	C	Pat Thomas	Lotus Exige	1800	Spalding	750
5	B	Dean Lanzante	Lotus Elise	1800	Farnham	750
9	A	Pete Richards	Clan Crusader	998	March	750
11	C	Mal Davison	Porsche 993	3600T	Tamworth	750
18	A	Kevin Ginger	Triumph Spitfire	1296	West Grinstead	750
21	B	Patrick Smith	TVR Tasmin	2792	Barnsley	750
22	A	Steve Jay	Clan Crusader	998	Bury	750
23	B	Stephen Oliver	Lotus Elise	1800	Ely	750
25	C	Doug Ellwood	TVR Griffith	4997	Stratford On Avon	750
27	C	Chris Varey	Porsche 968CS Turbo	2500T	Cirencester	750
29	C	Keith Ahlers	Morgan +8	4554	Trinity	750
32	A	Howard Jones	Ginetta G4	1300	Bedford	750
66	C	John Reed	Renault Spider	1998	Great Bardfield	750
77	C	Robbie Watts	Renault Spider	2000	Westcliff On Sea	750
99	C	Alex Livesley	Jensen Healey	2000	St Leonards On Sea	750

The logo consists of the letters 'KEL' in a stylized, bold, italicized font. Each letter has a thick outline and a slight shadow effect, giving it a three-dimensional appearance. The 'K' is the largest, followed by 'E' and 'L'.

The Roadsports Championship, sponsored in 2001 by KELSport and Club Lotus is the most varied and competitive sports car category in the country, attracting cars from five decades, over ten different manufacturers and has in excess of 110 eligible models of sports cars currently listed. With carefully chosen class structures to ensure close competition for everyone, even cars from one-make series will find a place with more interesting competition. KELSport is the racing side of long-term Lotus dealers Kelvedon Motors of Spalding, Lincolnshire, run by Lotus 'guru' Pat Thomas who races an Exige in this year's championship.



CLUB MOTORSPORT AT ITS BEST

The 750 Motor Club is one of the foremost organisers of race meetings in the UK and is committed to promoting the benefits and enjoyment of motorsport through its various activities. The Club runs over 20 race days each year at most major racing circuits, including Mallory Park, Brands Hatch, Donington, Silverstone and Oulton Park. These race days cater not only for its 11 championships, but also for the annual Birkett Relay race, the only Team Relay race in the UK. Other activities organised within the Club include Sporting & Production Trials, the National Austin 7 Rally at Beaulieu and, for those not wishing to compete but still wanting an active and vital role in motorsport, a Marshals Register. Whatever your interest in motorsport you will be welcomed by fellow members sharing your enthusiasm and willing to offer advice and support.

MARSHALLING

Today's race meeting could not happen without the devotion of individuals who give up their time to assist in the safe running of the meeting. Observer, flag, course, fire, rescue, pits, paddock and startline - all are UNPAID professionals who give a lot to motorsport and without whom neither this event, nor any other, could take place. If you are interested in being involved, please complete and return this page to:-

*Kathleen Knight, 750 Motor Club Marshals Co-ordinator,
Rose Farm, Upper Street, Oakley, Diss, Norfolk. IP21 4AX.*

Name:

Address:

.....

.....

APPROXIMATE TIMETABLE - SUNDAY 20TH MAY

Practice sessions	Time
Hot Hatch	9.00
Formula 4	9.25
Roadgoing Bike engined cars	9.50
Formula Vee - session A	10.10
Formula Vee - session B	10.35
750 Formula	11.00
Stock Hatch - session A	11.20
Stock Hatch - session B	11.45

Races	Time
11: Kelsport/Lotus Club Roadsports Championship	1.00
12: Demon Tweeks/Yokohama/CCC Stock Hatch Championship- Heat 1	1.25
13: Formula Vee Championship - Heat	1.50
14: Demon Tweeks/Yokohama/CCC Hot Hatch Championship	2.15
15: Formula 4 Championship	2.40
16: Demon Tweeks/Yokohama/CCC Stock Hatch Championship - Heat 2	3.05
17: Roadgoing Bike engined cars	3.30
18: Formula Vee Championship- Final	3.55
19: Autoscribe 750 Formula Championship	4.20
20: Demon Tweeks/Yokohama/CCC Stock Hatch Championship- Final	4.45

Lap Records					
Formula	Class	Name	Time	Speed	Date
750 Formula		M. Harris	1:09.6	76.36	01/10/89
750 Trophy	A	M.Roper	1:36.50	55.06	24/06/00
	B	D.Whetton	1:35.35	55.72	24/06/00
	C	R.Rowe	1:20.96	65.63	24/06/00
	D	P.Wright	1:24.69	62.74	24/06/00
Formula 4	A	R. Davis	1:02.2	85.43	21/05/95
	B	R. Garofall	1:03.04	84.29	12/05/96
	C	P. Allen	1:06.95	79.36	26/06/99
Formula Vee		S.Robinson	1:07.83	78.33	26/06/99
Kit Cars	A	J. White	1:09.60	76.34	27/06/99
	B	N. Flynn	1:10.90	74.94	26/06/99
	C	S. Taylor	1:09.99	75.91	26/06/99
Roadsports	A	M. Whatley	1:13.1	72.7	11/10/86
	B	P. Gladman	1:10.27	75.62	16/08/98
	C	M. Walklett	1:10.22	75.67	16/08/98
Caterhams	A	M. Stewart	1:07.65	78.55	16/08/98
	B	B. Ely	1:10.35	75.53	16/08/98
	C	P. Haynes	1:11.98	73.82	16/08/98
Hot Hatch	A	S. Polley	1:16.64	69.33	26/06/99
	B	S. Taylor	1:15.00	70.85	04/05/97
	C	TBE	-	-	-
Stock Hatch		P. Featherstone	1:19.09	67.18	16/08/98

Races 12/16/20

10 Laps

Demon Tweaks/Yokohama/CCC Stock Hatch Championship

NO	DRIVER	CAR DETAILS	CCS	HOMETOWN	CLUB
2	Paul Taylor	Peugeot 205 GTi	1600	Great Amwell	750
3	Peter Featherstone	Peugeot 106 Rallye	1587	Goffs Oak	750
5	Gordon Macmillan	Peugeot 205 GTi	1580	Longworth	750
6	Andy Burgess	Suzuki Swift GTi	1300	Crawley	750
8	Steve Gordon	Peugeot 106 XSi	1600	Southampton	750
9	Paul Sheehan	Peugeot 205 GTi	1600	Coundon	750
10	Glenn Stokes	Peugeot 106	1600	Chafford Hundred	750
11	Sean Stanway	Fiesta XR2	1600	Chelmsford	750
12	Matthew Potter	Peugeot 205 GTi	1600	Iver	750
13	James Warner	Fiesta XR2	1600	Hassocks	750
15	Darren Blumson	Peugeot 205 GTi	1580	Reigate	750
23	Paul Tibbs	Fiesta XR2	1600	Spalding	750
24	Tony Scarlett	Peugeot 106 SXi	1587	Scholes	750
25	Pete Morgan	Fiesta XR2	1600	Wrexham	750
30	Carl Townend	Peugeot 205 GTi	1580	Ecclesfield	750
31	David Hickton	Fiesta XR2	1600	Andover	750
33	Daniel Neil	Peugeot 205 GTi	1600	Chigwell	750
38	Phillip Becker	Fiesta XR2i	1600	Henlow	750
43	Jason Watkins	Fiesta XR2	1600	Chelmsford	750
60	Craig Shepherd	Fiesta XR2	1600	Braintree	750
65	Terry Raughton	Peugeot 205 GTi	1580	Wisbech	750
71	Darren Clayton	Fiesta XR2	1600	Clifton	750
73	David Chinn	Fiesta XR2	1600	Southam	750
76	Simon Harvey	Peugeot 205 GTi	1580	New Haw	750
82	Alan Thorndyke	Peugeot 205 GTi	1600	Stanford-le-Hope	750
96	Gareth Wright	Fiesta XR2	1600	Wisbech	750
97	Andy Herring	Suzuki Swift GTi	1298	Wymondham	750

The above drivers will be in the 1st Stock Hatch practice session; those on the next page are in the 2nd session. From the combined times the slowest 24 go into Race 12, the fastest 14 into Race 20, the remainder into Race 16. The grids of Races 16 and 20 will be topped-up by the top finishers in Races 12 and 16 respectively.



Demon Tweaks, Yokohama tyres & Cars & Car Conversions magazine are the main sponsors for the Stock Hatch Championship, which in its 4th year continues to be one of the most popular saloon car championships in the UK. The use of standard engine & gearbox, a 'control' Yokohama A539 tyre and a weight penalty for leading cars ensures close racing at very affordable cost.

Races 12/16/20

10 Laps

Demon Tweeks/Yokohama/CCC Stock Hatch Championship

NO	DRIVER	CAR DETAILS	CCS	HOMETOWN	CLUB
16	James Blacksell	Peugeot 205 GTi	1600	Ardleigh	750
19	Matthew Lewis	Fiesta XR2	1600	Leatherhead	750
21	Sarah Dyson	Escort XR3i	1600	Coulsdon	750
22	Hilary Howlett	Peugeot 106 XSi	1587	Dereham	750
32	Daniel Adderley	Peugeot 205 GTi	1598	Witney	750
34	Chris Ball	Fiesta XR2	1600	Bournemouth	750
35	Andrew Thorpe	Fiesta XR2	1600	Ilkley	750
36	Tim Marshall	Peugeot 205 GTi	1580	Hinckley	750
41	Nigel Hunt	Peugeot 205 GTi	1600	Alvaston	750
44	Martin Rogers	Fiesta XR2	1600	Maidenhead	750
45	Francis Wood	Peugeot 205 GTi	1600	Harrietsham	750
47	Dave Balding	Fiesta XR2	1600	South Woodham	750
57	Richard Herbert	Fiesta XR2	1600	Leighton Buzzard	750
59	Gary Hall	Fiesta XR2	1600	Swadlincote	750
61	Leslie Ott	Fiesta XR2i	1600	South Woodford	750
64	Peter Hands	Fiesta XR2	1600	Oxford	750
68	Tony Taylor	Peugeot 205 GTi	1580	Ware	750
69	Tim Harradine	Fiesta XR2	1600	Royston	750
70	Marc Emmett	Peugeot 205 GTi	1600	Bracknell	750
72	Clifford Pellin	Fiesta XR2	1600	Canvey Island	750
74	James Fennelaw	Fiesta XR2	1600	Spalding	750
79	Gary Parkes	Fiesta XR2	1597	Lincoln	750
81	Matthew Perks	Fiesta XR2	1600	Chelmsford	750
83	Ian Kay	Fiesta XR2	1600	Chelmsford	750
88	Ian Oakes	Vauxhall Nova GTE	1600	Bletchley	750
89	Nick Joyce	Fiesta XR2	1600	Wellesbourne	750
91	Steven Groom	Peugeot 205 GTi	1600	Walkern	750
92	Paul McMillan	Peugeot 205 GTi	1600	Wisbech	750



Demon Tweeks, Yokohama tyres & Cars & Car Conversions magazine are the main sponsors for the Stock Hatch Championship, which in its 4th year continues to be one of the most popular saloon car championships in the UK. The use of standard engine & gearbox, a 'control' Yokohama A539 tyre and a weight penalty for leading cars ensures close racing at very affordable cost.

Races 13/18

10 Laps

750 MC Formula Vee Championship

NO	DRIVER	CAR DETAILS	CCS	HOMETOWN	CLUB
1	Jeremy Clark	Spyder GAC	1300	Edmonton	750
2	Trevor Welsh	Leystone 2001	1300	Durham	750
3	Craig Davis	Sheane FV01	1300	Bicester	750
5	Jon Randall	Kaimann	1300	Standon Massey	750
6	Guy Bellingham	Scarab Mk2	1300	Aylesbury	750
7	Ian Jordan	Sheane 98	1300	Tonbridge	750
9	Simon Readman	Spyder	1300	Allestree	750
11	Martyn Donn	Scarab Mk3	1300	Cheltenham	750
18	Ivan Casey	Leystone JH003	1300	Leixlip	750
28	Patrick Sherrington	Scarab Mk2	1300	Bagshot	750
29	Stephen Kershaw	Leystone JH003	1300	Swords	750
34	David Hall	SLS Group Sheane	1300	Naas	750
37	Paul Mitson	Sheane	1300	Cookham Dean	750
41	Martin Brown	Ray FV89	1300	Sevenoaks	750
45	Bill Burnett	Sheane	1300	Fordcombe	750
87	Mike Pascall	Sheane 2000	1300	Maidenhead	750
95	Tim Crighton	Sheane	1300	Haslemere	750

The drivers listed above will take part in the 1st Vee practice session;
those listed on the next page will be in the 2nd session.

From the combined times of those two sessions the slowest 24 take part in Race 13 (the Heat)
the others going straight into Race 18 (the Final).

Spaces on the back of the grid for Race 18 will be filled by the top finishers in Race 13.


The 750 Motor Club Formula Vee championship is ideal for beginner and 'expert' alike, looking for competitive single seater racing on a low budget. It has been run by the 750 Motor Club since 1980 and is probably the cheapest way to go single seater racing in the UK. Engine, gearbox and much of the suspension and braking system is from the VW 1300 Beetle and this, along with a Dunlop 'control' tyre puts the emphasis on driver ability to win races.

Races 13/18

10 Laps

750 MC Formula Vee Championship

NO	DRIVER	CAR DETAILS	CCS	HOMETOWN	CLUB
19	Andy Metcalf	Leastone JH001	1300	Womersley	750
24	Alan Robinson	Leastone AHS	1300	Alsager	750
30	Andy Nickless	Image	1300	Droitwich	750
36	Peter Kalpakiotis	Leastone AHS	1300	Morden	750
39	Lee Rouillier	Leastone	1300	Bicester	750
42	Ian Ellis	Scarab Mk4	1300	Stockport	750
43	John Stapleton	Leastone JH002	1300	Crayford	750
49	Ian Raby	Hawke DL	1300	Heathfield	750
50	James Conyers	Conyers V1	1300	Upper Poppleton	750
57	Neil Chilleystone	Scarab Mk2	1300	Wymondham	750
65	Michael Fenwick	Leastone JH002	1300	Billingham	750
67	Stuart Feather	Sheane FV90 AJD	1300	Morley	750
78	Ricky Cole	ARI Mk4	1300	Burlesdon	750
85	Tony Dowson	Sheane	1300	Ealing	750
86	Richard Harris	Sheane FV87	1300	Halstead	750
91	Ian Buxton	Leastone	1300	Leek	750
94	Aaron Atkins	Sheane	1300	Diss	750
99	John Parry	Scarab Mk2	1300	Hawarden	750




The 750 Motor Club Formula Vee championship is ideal for beginner and 'expert' alike, looking for competitive single seater racing on a low budget. It has been run by the 750 Motor Club since 1980 and is probably the cheapest way to go single seater racing in the UK. Engine, gearbox and much of the suspension and braking system is from the VW 1300 Beetle and this, along with a Dunlop 'control' tyre puts the emphasis on driver ability to win races.

Race 14

10 Laps

Demon Tweeks/Yokohama/CCC Hot Hatch Championship

No	CLS	DRIVER	CAR DETAILS	CCS	HOMETOWN	CLUB
6	A	Mark Cunningham	Citroen AX GT	1400	Southwater	750
8	B	Richard Wolmsley	Peugeot 205 GTi	1600	Dewsbury	750
14	B	Martyn Culley	Fiesta XR2	1600	Andover	750
22	B	Andy Fells	Fiesta XR2	1600	Basildon	750
25	B	Geoff Bluff	Vauxhall Nova GTE	1600	Sheffield	750
26	B	Jason Marino	Fiesta XR2	1600	Finchampstead	750
27	A	Elliot Mewse	Rover Metro GTi	1396	Patcham	750
31	B	Lewis Williams	Fiesta XR2	1600	Guildford	750
32	B	Adrian Lowes	Escot XR3	1600	Horsham	750
33	B	Richard Kingsnorth	Peugeot 205 GTi	1600	Colchester	750
41	B	Barrie Culley	Fiesta XR2	1600	Basingstoke	750
43	B	Martin Rutherford	Fiesta XR2	1600	Harrow	750
44	A	Marc Gliddon	Rover Metro GTi	1400	Brockham	750
50	B	John Hammersley	Peugeot 205 GTi	1600	Stone	750
51	B	Simon Hill	Peugeot 205 GTi	1600	Stone	750
52	A	John Waples	Citroen AX GT	1360	Crawley	750
55	C	Steve Horner	Fiesta RS 1800	1800	Buckingham	750
60	A	Lee Reynolds	Citroen AX GTi	1360	Church Stretton	750
77	B	Steve Powlesland	Peugeot 205 GTi	1580	Eastleigh	750
81	C	Jay Frost	Renault Clio	1780	Canvey Island	750
82	B	Guy Foulger	Citroen Saxo VTR	1600	Sapcote	750
84	A	Mark Bush	Rover Metro GTi	1400	Milton Keynes	750
85	B	Bernie Bowden	Vauxhall Nova GTE	1600	Slough	750
88	A	Steve Polley	Toyota Starlet	1290	Heathfield	750



Demon Tweeks, Yokohama tyres and Cars & Car Conversions Magazine are the main sponsors for this year's Hot Hatch Championship which attracts a wide range of popular hatchback cars of up to 2000cc. Cars are allowed engine and suspension modifications, standard pattern brakes and all must use the Yokohama A032R 'control' tyre. This together with a weight penalty for leading cars ensures close racing without excessive budgets.

Race 17

12 Laps

750 MC Roadgoing bike-engined series

NO	CLS	DRIVER	CAR DETAILS	CCS	HOMETOWN	CLUB
1	A	Richard Smith	Westfield Megabusa	1300	Kingswinford	750
2	A	James Bickley	Westfield Megabusa	1300	Kingswinford	750
4	B	Peter Hurst	Locoblade	918	Beccles	750
5	B	Matthew Rowe	Westfield Blade	919	Ilminster	750
9	A	Jonathan Wright	Westfield Megabusa	1300	Swaffham Bulbeck	750
10	B	Dominic Hollingdale	Locoblade	919	Shipton	750
11	B	Mike Field	Fisher Fury	919	London	750
12	A	Michael Jones	Caterham Blackbird	1137	Orpington	750
17	A	Doug Newman	Caterham Blackbird	1137	Henfield	750
18	A	Graham Hill	Westfield Megabird	1100	London	750
22	B	Steve Kelsey	Locost	918	Stourbridge	750
24	B	Martin Brooks	Westfield SE	900	Chiswick	750
35	B	Alistair Massarella	Fisher Fury	900	Kings Lynn	750
77	B	Warwick Barnes	Fisher Fury	913	Rotherfield	750

Red Line® Synthetic Oil Corporation is the world leader in lubricant and fuel system chemistry. The only oil company to use 100% poly-ol ester base-stocks to provide unbeatable oil performance and durability, with no compromise. Used in Formula 1, F3000, ChampCars, GTs, NASCAR, Touring Cars, on-road, off-road, 2-wheels, 4 wheels, watercraft, hovercraft and aircraft: the same leading edge technology is available to all Red Line® users. Inventors of unique products such as Water Wetter™, LikeWater™ and ShockProof™ gear oil, Red Line® are dedicated to producing the worlds finest synthetic lubricants and additives. Products designed for performance. Red Line® are pleased to support the new Roadgoing Motorcycle Engined Sports Car race series, with product prizes for the winners in each class.

New for 2001, the 750 Motor Club series for Roadgoing bike-engined cars is for two-seater cars which must be road legal and capable of passing an MOT. Cars may be constructed specifically for the series or may be one of the many motorcycle engined cars currently available from a wide range of kit car manufacturers. The engines must be series-production four-stroke units and may not be modified from standard; they run in two classes according to the manufacturer's figures, of up to 135 bhp (class B) and of 136 to 180 bhp (class A). The series is supported in its inaugural year by FISHER SPORTSCARS.

Race 19**Autoscribe****10 Laps**
750 Formula Championship 2001
LTD

m	CLS	DRIVER	CAR DETAILS	CCS	HOMETOWN	CLUB
0		Mick Harris	Darvi 877	850	High Wycombe	750
1		Antony Raine	Centaur Mk16	850	Verwood	750
2		Pete Knipe	DNC F750	850	Bracknell	750
3		Bob Simpson	SS Reliant	850	West Drayton	750
4		Peter Bove	Darvi 88/P	850	Essendon	750
7		Tim Cousins	Darvi Mk5	850	Peterborough	750
9	B	Adrian Daniels	Kaz 96	850	Reading	750
11	B	Andrew Lake	Darvi Mk5B	850	Bedford	750
16	B	Paul Morris	Darvi 92J	850	Kaneshill	750
19		Dave Robson	SDAR/83	850	Ashbourne	750
20	B	Mark Windley	Time 3B	850	Tattershall	750
23	B	Jenny Dye	Tristesse	850	Kaneshill	750
27	B	Sue Buxton	Darvi Mk5/97	850	West Malling	750
31	B	Sean Graham	Marrow	850	Gosport	750
36	B	Julian Thomas	Le Tigre	850	Massley	750
41	B	Charles Vacy - Ash	Arcos 9	850	Balsall Common	750
42	B	Martin Kemp	Darvi Mk6	850	Aldershot	750
43		Dick Harvey	Darvi - 91D	850	Totteridge	750
50		Rodney Hill	Mystic T4/21	850	Ashby De La Zouch	750
70	B	Roy Sutton	Time 3B	850	Horncastle	750
77		Nige Cowley	Cowley MkIV	850	Doncaster	750



750 Formula is for lightweight two-seater sports racing cars and was originally introduced by the 750 MC in 1949, as its first racing formula. The regulations provide ample scope for the budding amateur to design and build his own car, and to develop his skills in chassis / suspension design and engine tuning within carefully controlled limits; alternatively there are often suitable cars available for sale from within the formula.

CADWELL PARK CIRCUIT

Old Manor House, Louth, Lincolnshire. LN11 9SE.

Tel: 01507 343248 Fax: 01507 343519

Central Booking Office: 0990 125 250

Full Circuit Length: 2.170 miles (3.49 kms)

Club Circuit Length: 1.476 miles (2.375 kms)

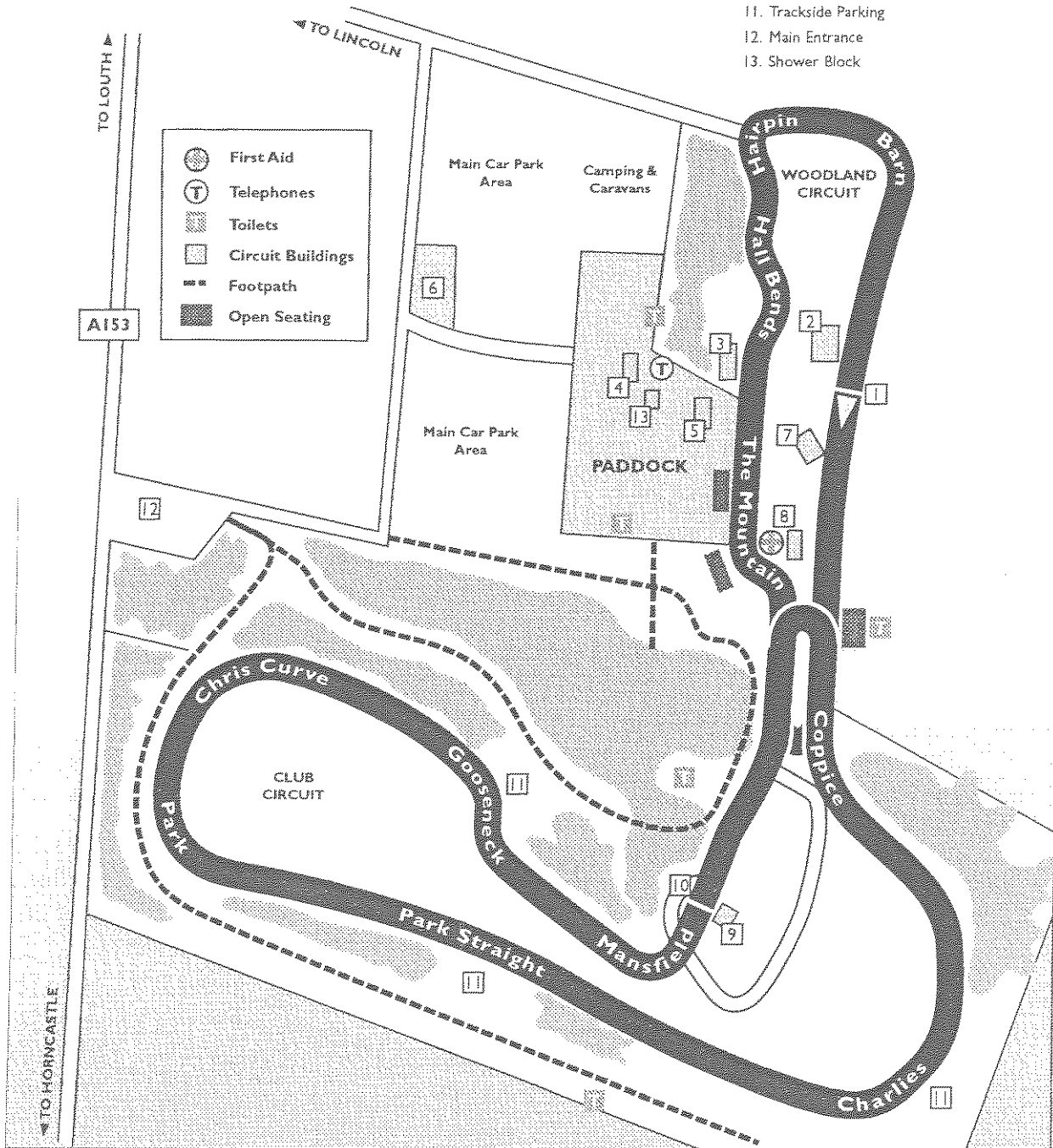
Woodlands Circuit Length: 0.849 miles (1.366 kms)

OUTRIGHT LAP RECORD:

Enrique Mansilla (F3) 1m 23.4s 93.57 mph 20.6.82

KEY:

1. Start / Finish Line - Full Circuit
2. Circuit Offices / Administration
3. YAMAHA Clubhouse
4. Petrol
5. Scrutineering
6. YAMAHA Bike Park
7. Control Tower
8. Medical Centre
9. Club Circuit timing box
10. Start / Finish Line - Club Circuit
11. Trackside Parking
12. Main Entrance
13. Shower Block



Cadwell Park (Club) Circuit

Lap Speed Table

Time in secs	Speed in mph	Time in secs	Speed in mph	Time in secs	Speed in mph	Time in secs	Speed in mph	Time in secs	Speed in mph	Time in secs	Speed in mph
60.00	88.56	63.50	83.68	67.00	79.31	70.50	75.37	74.00	71.81	77.50	68.56
60.10	88.41	63.60	83.55	67.10	79.19	70.60	75.26	74.10	71.71	77.60	68.47
60.20	88.27	63.70	83.42	67.20	79.07	70.70	75.16	74.20	71.61	77.70	68.39
60.30	88.12	63.80	83.29	67.30	78.95	70.80	75.05	74.30	71.52	77.80	68.30
60.40	87.97	63.90	83.15	67.40	78.84	70.90	74.94	74.40	71.42	77.90	68.21
60.50	87.83	64.00	83.03	67.50	78.72	71.00	74.84	74.50	71.32	78.00	68.12
60.60	87.68	64.10	82.90	67.60	78.60	71.10	74.73	74.60	71.23	78.10	68.04
60.70	87.54	64.20	82.77	67.70	78.49	71.20	74.63	74.70	71.13	78.20	67.95
60.80	87.39	64.30	82.64	67.80	78.37	71.30	74.52	74.80	71.04	78.30	67.86
60.90	87.25	64.40	82.51	67.90	78.26	71.40	74.42	74.90	70.94	78.40	67.78
61.00	87.11	64.50	82.38	68.00	78.14	71.50	74.32	75.00	70.85	78.50	67.69
61.10	86.97	64.60	82.25	68.10	78.03	71.60	74.21	75.10	70.75	78.60	67.60
61.20	86.82	64.70	82.13	68.20	77.91	71.70	74.11	75.20	70.66	78.70	67.52
61.30	86.68	64.80	82.00	68.30	77.80	71.80	74.01	75.30	70.57	78.80	67.43
61.40	86.54	64.90	81.87	68.40	77.68	71.90	73.90	75.40	70.47	78.90	67.35
61.50	86.40	65.00	81.75	68.50	77.57	72.00	73.80	75.50	70.38	79.00	67.26
61.60	86.26	65.10	81.62	68.60	77.46	72.10	73.70	75.60	70.29	79.10	67.18
61.70	86.12	65.20	81.50	68.70	77.34	72.20	73.60	75.70	70.19	79.20	67.09
61.80	85.98	65.30	81.37	68.80	77.23	72.30	73.49	75.80	70.10	79.30	67.01
61.90	85.84	65.40	81.25	68.90	77.12	72.40	73.39	75.90	70.01	79.40	66.92
62.00	85.70	65.50	81.12	69.00	77.01	72.50	73.29	76.00	69.92	79.50	66.84
62.10	85.57	65.60	81.00	69.10	76.90	72.60	73.19	76.10	69.82	79.60	66.75
62.20	85.43	65.70	80.88	69.20	76.79	72.70	73.09	76.20	69.73	79.70	66.67
62.30	85.29	65.80	80.75	69.30	76.68	72.80	72.99	76.30	69.64	79.80	66.59
62.40	85.15	65.90	80.63	69.40	76.56	72.90	72.89	76.40	69.55	79.90	66.50
62.50	85.02	66.00	80.51	69.50	76.45	73.00	72.79	76.50	69.46	80.00	66.42
62.60	84.88	66.10	80.39	69.60	76.34	73.10	72.69	76.60	69.37	80.10	66.34
62.70	84.75	66.20	80.27	69.70	76.24	73.20	72.59	76.70	69.28	80.20	66.25
62.80	84.61	66.30	80.14	69.80	76.13	73.30	72.49	76.80	69.19	80.30	66.17
62.90	84.48	66.40	80.02	69.90	76.02	73.40	72.39	76.90	69.10	80.40	66.09
63.00	84.34	66.50	79.90	70.00	75.91	73.50	72.29	77.00	69.01	80.50	66.01
63.10	84.21	66.60	79.78	70.10	75.80	73.60	72.20	77.10	68.92	80.60	65.93
63.20	84.08	66.70	79.66	70.20	75.69	73.70	72.10	77.20	68.83	80.70	65.84
63.30	83.94	66.80	79.54	70.30	75.58	73.80	72.00	77.30	68.74	80.80	65.76
63.40	83.81	66.90	79.43	70.40	75.48	73.90	71.90	77.40	68.65	80.90	65.68

**750 Motor Club Locost Championship
Provisional Results Race 1 - HEAT**

POS	NO	CL	NAME	NAT	ENTRY	TIME	LAPS	GAP	MPH	BEST
1	11		Paul CRANKSHAW		Locost	10:51.773	8		64.67	1:21.265
2	31		Alex JULLIEN		Locost	10:52.634	8	0.861	64.58	1:21.031
3	26		Danny CASSAR		Locost	11:12.641	8	20.868	62.66	1:21.686
4	29		John SUCKLING		Locost	11:14.113	8	22.340	62.52	1:22.134
5	33		Glenn BOYER		Locost	11:14.729	8	22.956	62.47	1:24.013
6	25		Dominic O'DONNELL		Locost	11:25.486	8	33.713	61.49	1:20.736
7	37		Kevin LUCAS		Locost	11:37.059	8	45.286	60.47	1:25.960
8	18		Philip O'HALLORAN		Locost	11:45.227	8	53.454	59.77	1:25.312
9	14		Ian COLLINS		Locost	11:47.739	8	55.966	59.55	1:23.619
10	23		Janet SHERRY		Locost	11:49.394	8	57.621	59.41	1:27.490
11	12		Andrew CRAPNELL		Locost	12:00.470	8	1:08.697	58.50	1:26.570
12	48		Ian McLAUGHLIN		Locost	11:09.068	7	1 LAP	55.05	1:33.172
13	65		Sue KILPIN		Locost	11:15.583	7	1 LAP	54.52	1:34.064

NOT CLASSIFIED

7			Adam WILKINSON		Locost	9:44.023	7	D.N.F.	63.07	1:20.563
40			William ROUILLIER		Locost	6:53.683	5	D.N.F.	63.35	1:22.447
13			Chris JAMES		Locost	7:29.098	5	D.N.F.	58.36	1:25.474
69			John BALLENTYNE		Locost	8:00.888	5	D.N.F.	54.50	1:30.774
87			Alan YEARLEY		Locost	5:38.481	4	D.N.F.	61.73	1:23.692
34			Ian GIBSON		Locost	1:35.258	1	D.N.F.	52.00	
81			Kevin BROUGHTON		Locost		0	D.N.F.	N/A	

FASTEST LAP

7			Adam WILKINSON		Locost	1:20.563	3	65.96mph	106.15kph	
---	--	--	----------------	--	--------	----------	---	----------	-----------	--

No 5 excluded from results.
Weather/Track: Cloudy/Dry

Non-starters: 38, 49 & 51

MST sports timing

Cadwell Park
Circuit Length = 1.4761 miles.
Start: 13:10

Clerk of Course:

Stewards:

Timekeeper:

Goldarts 7 Championship

Provisional Results for Race 2

POS	NO	CL	NAME	NAT	ENTRY	TIME	LAPS	GAP	MPH	BEST
1	28	A	Steve KELSEY		Caterham 7	11:14.756	10		78.22	1:07.098
2	74	A	Simon FAIRMAN		Caterham Superlight	11:14.965	10	0.209	78.19	1:07.274
3	5	A	Keith DUNN		Caterham Superlight	11:15.702	10	0.946	78.11	1:07.428
4	33	A	Neil TURNER		Caterham Superlight	11:27.922	10	13.166	76.72	1:08.020
5	73	A	Nic FAIRMAN		Caterham Superlight	11:29.148	10	14.392	76.58	1:07.958
6	88	A	Richard INCE		Caterham Superlight	11:40.415	10	25.659	75.35	1:07.280
7	19	A	Chris PORRITT		Caterham 7	11:41.338	10	26.582	75.25	1:07.095
8	97	A	John PRAGNELL		Caterham 7	11:45.577	10	30.821	74.80	1:09.892
9	25	A	Peter LAWRENCE		Caterham Superlight	11:52.133	10	37.377	74.11	1:08.546
10	81	A	Mike TURNBULL		Caterham Super 7	12:03.792	10	49.036	72.92	1:10.787
11	62	C	Matt SHIRES		Caterham 7 Supersport	12:04.225	10	49.469	72.87	1:11.697
12	91	C	Nigel HORSMAN		Caterham 7 Supersport	12:10.220	10	55.464	72.27	1:12.299
13	42	C	John BENFIELD		Caterham 7	12:11.068	10	56.312	72.19	1:11.835
14	98	B	Tim LAMB		Caterham 7	12:25.059	10	1:10.303	70.83	1:13.899
15	46	C	Ben WOODHOUSE		Caterham Super 7	12:25.376	10	1:10.620	70.80	1:13.674
16	24	C	Andy HUNT		Caterham 7	12:25.726	10	1:10.970	70.77	1:13.872
17	39	B	Anthony SHAUGHNESSY		Caterham 7 Supersport	12:26.063	10	1:11.307	70.74	1:13.555
18	30	C	Guy SKINNER		Caterham 7	12:26.552	10	1:11.796	70.69	1:13.262
19	48	B	Gerald SIMPSON		Caterham Supersprint	11:35.943	9	1 LAP	68.20	1:15.881

NOT CLASSIFIED

87	A	Mark LANYON		Caterham Super 7	6:10.718	5	D.N.F.	70.70	1:10.772
----	---	-------------	--	------------------	----------	---	--------	-------	----------

FASTEST LAP

19	A	Chris PORRITT		Caterham 7	1:07.095	4	79.20mph	127.46kph
62	C	Matt SHIRES		Caterham 7 Supersport	1:11.697	3	74.12mph	119.28kph
39	B	Anthony SHAUGHNESSY		Caterham 7 Supersport	1:13.555	4	72.24mph	116.27kph

Weather/Track: Cloudy/Dry

Cadwell Park
Circuit Length = 1.4761 miles.
Start: 13:28

Clerk of Course:



Stewards:

13 51

Timekeeper:



grg.com Kits Cars - Class A

Provisional Results Race 3

POS	NO	CL	NAME	NAT	ENTRY	TIME	LAPS	GAP	MPH	BEST
1	77	A	Mark OWEN		Sylva Striker Mk3	11:26.511	10		76.88	1:08.301
2	60	A	Andy STERLING		Dax Rush	11:26.945	10	0.434	76.83	1:08.238
3	75	A	Matthew LEWIS		Eldon Roadster	11:57.667	10	31.156	73.54	1:10.466
4	37	A	David ROBINSON		Sylva Striker	11:59.108	10	32.597	73.39	1:10.371
5	41	A	Steve OWEN		Sylva Clubman	12:01.424	10	34.913	73.16	1:10.321
6	84	A	Christopher BROWN		Westfield SE	12:19.066	10	52.555	71.41	1:12.845
7	21	A	Clive TURNER		Autotune Gemini	12:29.373	10	1:02.862	70.43	1:14.487
8	80	A	Peter RAMELLA		Sylva Striker Mk2	12:29.905	10	1:03.394	70.38	1:14.370
9	71	A	Matt JONES		Westfield SE	12:41.821	10	1:15.310	69.28	1:13.980
10	18	A	Foster LEWINS		Dutton Leggera	11:33.965	9	1 LAP	68.39	1:16.146
11	26	A	Peter ROWNEY		Westfield SEi	11:50.671	9	1 LAP	66.79	1:16.902
12	89	A	Mark MATTHEWS		Marlin Sportster	12:14.037	9	1 LAP	64.66	1:19.620
NOT CLASSIFIED										
88	A	Bryan HEALEY		Sylva Phoenix	9:59.784	8	D.N.F.	70.27	1:12.936	
66	A	J CHRISTIE-RUNDLE		Sylva Phoenix	8:37.615	7	D.N.F.	71.16	1:13.464	
51	A	Tony ABSOLOM		Sylva Striker	1:11.516	1	D.N.F.	69.27		
FASTEST LAP										
60	A	Andy STERLING		Dax Rush	1:08.238	4	77.87mph	125.33kph		

Weather/Track: Bright/Dry

Clerk of Course:

MST sports timing

Stewards:

Cadwell Park
Circuit Length = 1.4761 miles.
Start: 13:45

Timekeeper:

750 Motor Club 750 Trophy Provisional Results Race 4

POS	NO	CL	NAME	NAT	ENTRY	TIME	LAPS	GAP	MPH	BEST
1	7	C	Don RAWSON		Rawson Special	10:55.053	8		64.34	1:21.410
2	1	C	Roger ROWE		RWR	11:03.178	8	8.125	63.56	1:21.912
3	68	C	Pete BIRCH		JGS III	11:19.032	8	23.979	62.07	1:24.193
4	33	D	Kerry HORAN		Vincent Trenberth	11:33.495	8	38.442	60.78	1:26.552
5	11	C	John MARSHALL		Lotus Mk6	11:33.715	8	38.662	60.76	1:25.252
6	14	C	Cliff RINGROSE		Phoenix	10:56.069	7	1 LAP	56.14	1:33.146
7	26	B	Keith WHITBY		Austin 7 Special	10:55.820	6	2 LAPS	48.06	1:49.891
8	17	B	Jean REES		Rees Special	11:27.138	6	2 LAPS	45.87	1:46.607
NOT CLASSIFIED										
6	C	Roger WINDLEY		Genie	8:33.135	6	D.N.F.	61.43	1:23.233	
12	C	Colin WILLMOTT		DNC	7:24.576	5	D.N.F.	58.95	1:25.990	
96	C	Keith HAMER		Austin 7 Scholar	3:20.315	2	D.N.F.	51.25	1:46.461	
FASTEST LAP										
7	C	Don RAWSON		Rawson Special	1:21.410	3	65.27mph	105.05kph		
33	D	Kerry HORAN		Vincent Trenberth	1:26.552	6	61.40mph	98.81kph		
17	B	Jean REES		Rees Special	1:46.607	6	49.85mph	80.22kph		

Non-starter: 9
Weather/Track: Cloudy/Dry

Clerk of Course:

www.mstworld.com

MST sports timing

Stewards:

Timekeeper:

Cadwell Park
Circuit Length = 1.4761 miles.
Start: 14:06

Issued - 14:18 Saturday, 19 May 2001

750 Motor Club Locost Championship Provisional Results Race 5 - FINAL

POS	NO	CL	NAME	NAT	ENTRY	TIME	LAPS	GAP	MPH	BEST
1	47		Andrew HILEY		Locost	12:59.311	10		68.18	1:17.258
2	36		Darryl BECKWITH		Locost	13:12.250	10	12.939	67.07	1:17.197
3	9		Malcolm MITTON		Locost	13:15.068	10	15.757	66.83	1:17.807
4	96		Tim GRAY		Locost	13:16.600	10	17.289	66.70	1:18.110
5	8		Darren BANKS		Locost	13:21.557	10	22.246	66.29	1:19.144
6	41		Brett TOWNSEND		Locost	13:23.623	10	24.312	66.12	1:19.113
7	35		Royce GREY		Locost	13:23.823	10	24.512	66.10	1:19.518
8	16		Steven TAYLOR		Locost	13:24.377	10	25.066	66.06	1:19.056
9	53		Mike SAUNDERS		Locost	13:27.726	10	28.415	65.78	1:18.952
10	15		Richard CARTLEDGE		Locost	13:37.395	10	38.084	65.01	1:19.935
11	30		Barnaby GUEST		Locost	13:37.680	10	38.369	64.98	1:20.160
12	73		Ged SIDNELL		Locost	13:39.806	10	40.495	64.82	1:19.564
13	11		Paul CRANKSHAW		Locost	13:45.296	10	45.985	64.38	1:20.626
14	77		Brian TURVEY		Locost	13:49.498	10	50.187	64.06	1:20.679
15	55		Rodney GILDERSLEEVES		Locost	13:52.440	10	53.129	63.83	1:21.514
16	25		Dominic O'DONNELL		Locost	13:52.907	10	53.596	63.80	1:21.725
17	20		Tony CHERRINGTON		Locost	13:53.753	10	54.442	63.73	1:20.288
18	29		John SUCKLING		Locost	14:06.121	10	1:06.810	62.80	1:22.073
19	26		Danny CASSAR		Locost	14:07.138	10	1:07.827	62.72	1:21.429
20	33		Glenn BOYER		Locost	14:09.871	10	1:10.560	62.52	1:19.592
21	37		Kevin LUCAS		Locost	14:24.438	10	1:25.127	61.47	1:24.474
22	28		Alex EACOCK		Locost	13:57.854	9	1 LAP	57.08	1:20.146

NOT CLASSIFIED

44	William MITCHAM	Locost	5:35.971	4	D.N.F.	63.26	1:22.259
31	Alex JULLIEN	Locost	5:37.095	4	D.N.F.	63.05	1:22.201

FASTEST LAP

36	Darryl BECKWITH	Locost	1:17.197	4	68.84mph	110.78kph
----	-----------------	--------	----------	---	----------	-----------

No 31 reprimanded, E5.1.8
Weather/Track: Cloudy/Dry

Clerk of Course:

Stewards:

Timekeeper:

750 Motor Club Formula Four Provisional Results Race 6

POS	NO	CL	NAME	NAT	ENTRY	TIME	LAPS	GAP	MPH	BEST
1	21	A	Andy SCHULZ		Chevron B67	7:19.605	7		83.79	1:02.621
2	3	A	Erwin SMIECH		Reynard SF86	7:21.845	7	2.240	83.37	1:03.000
3	42	D	David FRICKER		Van Diemen RF97	7:35.614	7	16.009	80.85	1:05.011
4	11	A	Chris KITE		ERM	7:42.719	7	23.114	79.61	1:04.741
5	26	D	Barry POMFRET		Van Diemen RF98	7:44.339	7	24.734	79.33	1:06.195
6	16	A	Damon BLAND		Van Diemen RF86	7:44.545	7	24.940	79.29	1:05.783
7	31	D	Ralph CRAMPTON		Van Diemen RF96	7:44.778	7	25.173	79.25	1:05.860
8	6	D	John MOORE		Forest MOT VD95	7:45.745	7	26.140	79.09	1:05.652
9	17	A	Ray GARDNER		Van Diemen RF86	7:46.187	7	26.582	79.01	1:05.713
10	38	D	Steve TAYLOR		Van Diemen RF96	8:10.378	7	50.773	75.12	1:07.845
11	40	A	David LONGSTAFF		Ray 89F	8:11.611	7	52.006	74.93	1:06.816
12	36	D	Simon PARKER		Swift SC96	8:13.786	7	54.181	74.60	1:08.746
13	12	A	John WOODWARD		Delta	8:15.756	7	56.151	74.30	1:08.421
14	27	D	David BLYTH		Vector MG97	8:16.970	7	57.365	74.12	1:10.314
15	91	A	David HEALEY		Delta T92	8:17.443	7	57.838	74.05	1:09.181
16	37	C	Paul FELLOWS		Royale RP27	8:29.656	7	1:10.051	72.28	1:11.333
17	71	A	Jock SERGISON		Highlander	7:49.710	6	1 LAP	67.11	1:17.487

NOT CLASSIFIED

43	B	John ROBERTS	Van Diemen RF82	1:07.451	1	D.N.F.	73.44
----	---	--------------	-----------------	----------	---	--------	-------

FASTEST LAP

21	A	Andy SCHULZ	Chevron B67	1:02.621	7	84.86mph	136.57kph
42	D	David FRICKER	Van Diemen RF97	1:05.011	4	81.74mph	131.55kph
37	C	Paul FELLOWS	Royale RP27	1:11.333	5	74.50mph	119.89kph

Non-starter: 70
Weather/Track: Cludy/Dry

Clerk of Course:

www.mstworld.com

MST sports timing

Stewards:

Timekeeper:

Cadwell Park
Circuit Length = 1.4761 miles.
Start: 14:50

Issued - 15:00 Saturday, 19 May 2001

Goldarts 7 Championship Provisional Results Race 7

POS	NO	CL	NAME	NAT	ENTRY	TIME	LAPS	GAP	MPH	BEST
1	28	A	Steve KELSEY		Caterham 7	13:33.405	12		77.95	1:07.498
2	74	A	Simon FAIRMAN		Caterham Superlight	13:34.958	12	1.553	77.80	1:07.285
3	33	A	Neil TURNER		Caterham Superlight	13:42.839	12	9.434	77.05	1:08.004
4	19	A	Chris PORRITT		Caterham 7	13:43.069	12	9.664	77.03	1:07.589
5	73	A	Nic FAIRMAN		Caterham Superlight	13:43.649	12	10.244	76.98	1:07.750
6	5	A	Keith DUNN		Caterham Superlight	13:45.385	12	11.980	76.82	1:07.725
7	97	A	John PRAGNELL		Caterham 7	13:58.723	12	25.318	75.60	1:09.181
8	88	A	Richard INCE		Caterham Superlight	14:02.013	12	28.608	75.30	1:08.090
9	25	A	Peter LAWRENCE		Caterham Superlight	14:02.346	12	28.941	75.27	1:09.225
10	81	A	Mike TURNBULL		Caterham Super 7	14:10.883	12	37.478	74.52	1:10.003
11	62	C	Matt SHIRES		Caterham 7 Supersport	14:23.692	12	50.287	73.41	1:11.232
12	42	C	John BENFIELD		Caterham 7	14:34.268	12	1:00.863	72.52	1:11.734
13	91	C	Nigel HORSMAN		Caterham 7 Supersport	14:34.704	12	1:01.299	72.49	1:12.245
14	46	C	Ben WOODHOUSE		Caterham Super 7	14:44.830	12	1:11.425	71.66	1:13.048
15	24	C	Andy HUNT		Caterham 7	13:36.432	11	1 LAP	71.15	1:13.519
16	48	B	Gerald SIMPSON		Caterham Supersprint	13:49.496	11	1 LAP	70.03	1:14.170
17	39	B	Anthony SHAUGHNESSY		Caterham 7 Supersport	13:53.585	11	1 LAP	69.69	1:13.951
18	30	C	Guy SKINNER		Caterham 7	14:07.637	11	1 LAP	68.53	1:14.204
19	98	B	Tim LAMB		Caterham 7	14:08.921	11	1 LAP	68.43	1:12.185

FASTEST LAP

74	A	Simon FAIRMAN	Caterham Superlight	1:07.285	11	78.98mph	127.10kph
62	C	Matt SHIRES	Caterham 7 Supersport	1:11.232	3	74.60mph	120.06kph
98	B	Tim LAMB	Caterham 7	1:12.185	2	73.62mph	118.47kph

Non-starter: 87
Weather/Track: Bright/Dry

Clerk of Course:


www.mstworld.com

MST sports timing

Stewards:

Cadwell Park
Circuit Length = 1.4761 miles.
Start: 15:15

Timekeeper:


Issued - 15:30 Saturday, 19 May 2001

grg.com Kit Cars - Class B/C Provisional Results Race 8

POS	NO	CL	NAME	NAT	ENTRY	TIME	LAPS	GAP	MPH	BEST
1	15	C	Simon CHILDS		Sylva Phoenix	11:38.766	10		75.53	1:09.518
2	11	C	Andrew OWEN		Sylva Phoenix	11:40.121	10	1.355	75.38	1:09.519
3	7	C	Jonathan EDWARDS		Westfield SE	11:40.258	10	1.492	75.37	1:09.226
4	25	C	Jonathan BARNETT		Sylva Phoenix	11:58.536	10	19.770	73.45	1:11.441
5	45	C	Brian DEAN		Sylva Striker Mk2	11:58.871	10	20.105	73.42	1:11.176
6	17	C	Dave DEVINE		Sylva Phoenix	11:59.193	10	20.427	73.38	1:11.258
7	31	C	Richard DAW		Procomp LA Gold	12:04.899	10	26.133	72.81	1:11.464
8	90	C	Tony SOUTHGATE		Sylva Phoenix	12:11.485	10	32.719	72.15	1:12.549
9	72	C	Lesley HUDSON		Sylva Phoenix	12:11.810	10	33.044	72.12	1:12.471
10	52	C	Graham STEPHENSON		Quantum Xtreme	12:12.367	10	33.601	72.06	1:12.522
11	5	C	Nigel BROWN		Leader 400	12:32.741	10	53.975	70.11	1:14.894
12	44	C	Dave SULLIVAN		Autotune Gemini	12:44.339	10	1:05.573	69.05	1:15.240
13	20	B	Robert PUTNAM		Procomp LA Gold	12:53.491	10	1:14.725	68.23	1:16.230
14	99	C	Edward HASLER		Westfield SEIW	11:43.175	9	1 LAP	67.50	1:13.358
15	73	B	David SMITH		Sylva Phoenix	12:32.329	9	1 LAP	63.09	1:19.632
NOT CLASSIFIED										
4	B	Jonathan WHITE		Sylva Striker		9:19.519	8	D.N.F.	75.33	1:09.507
53	C	Andrew HILEY		Locost		8:26.464	5	D.N.F.	51.75	1:25.374
FASTEST LAP										
7	C	Jonathan EDWARDS		Westfield SE		1:09.226	5	76.76mph	123.54kph	
4	B	Jonathan WHITE		Sylva Striker		1:09.507	6	76.45mph	123.04kph	

Weather/Track: Bright/Dry

Clerk of Course:

Stewards:

MST sports timing

Timekeeper:

Cadwell Park
Circuit Length = 1.4761 miles.
Start: 15:34

Kelsport/Club Lotus Roadsports

Provisional Results Race 9

POS	NO	CL	NAME	NAT	ENTRY	TIME	LAPS	GAP	MPH	BEST
1	29	C	Keith AHLERS		Morgan +8	11:47.631	10		74.58	1:10.050
2	11	C	Mal DAVISON		Porsche 993	11:59.452	10	11.821	73.36	1:09.667
3	23	B	Stephen OLIVER		Lotus Elise	12:06.193	10	18.562	72.68	1:11.818
4	5	B	Dean LANZANTE		Lotus Elise	12:14.000	10	26.369	71.90	1:10.640
5	3	C	Pat THOMAS		Lotus Exige	12:17.956	10	30.325	71.52	1:13.616
6	77	C	Robbie WATTS		Renault Spider	12:18.162	10	30.531	71.50	1:13.373
7	99	C	Alex LIVESLEY		Jensen Healey	12:41.177	10	53.546	69.33	1:14.852
8	32	A	Howard JONES		Ginetta G4	11:56.700	9	1 LAP	66.22	1:18.159
9	21	B	Patrick SMITH		TVR Tasmin	12:26.712	9	1 LAP	63.56	1:21.813
10	22	A	Steve JAY		Clan Crusader	12:52.380	9	1 LAP	61.45	1:24.187

NOT CLASSIFIED

27	C	Chris VAREY	Porsche 968CS Turbo	1:15.205	1	D.N.F.	65.87
18	A	Kevin GINGER	Triumph Spitfire	1:51.872	1	D.N.F.	44.28

FASTEST LAP

11	C	Mal DAVISON	Porsche 993	1:09.667	10	76.28mph	122.75kph
5	B	Dean LANZANTE	Lotus Elise	1:10.640	7	75.23mph	121.06kph
32	A	Howard JONES	Ginetta G4	1:18.159	4	67.99mph	109.42kph

Non-starters: 9 & 66
Weather/Track: Cloudy/Dry

Clerk of Course:

www.mstworld.com

MST sports timing

Stewards:

Cadwell Park
Circuit Length = 1.4761 miles.
Start: 15:55

Timekeeper:

Issued - 16:09 Saturday, 19 May 2001

**750 Motor Club 750 Trophy
Provisional Results Race 10**

POS	NO	CL	NAME	NAT	ENTRY	TIME	LAPS	GAP	MPH	BEST
1	6	C	Roger WINDLEY		Genie	13:54.346	10		63.25	1:22.053
2	1	C	Roger ROWE		RWR	13:55.353	10	1.007	63.18	1:22.760
3	68	C	Pete BIRCH		JGS III	14:02.769	10	8.423	62.62	1:22.256
4	11	C	John MARSHALL		Lotus Mk6	14:32.702	10	38.356	60.47	1:26.480
5	14	C	Cliff RINGROSE		Phoenix	14:16.250	9	1 LAP	55.43	1:32.031
6	96	C	Keith HAMER		Austin 7 Scholar	15:06.690	9	1 LAP	52.35	1:39.615
7	17	B	Jean REES		Rees Special	14:00.123	8	2 LAPS	50.17	1:43.228
8	26	B	Keith WHITBY		Austin 7 Special	14:31.656	8	2 LAPS	48.35	1:48.812

NOT CLASSIFIED

33	D	Kerry HORAN		Vincent Trenberth	4:16.813	3	D.N.F.	60.67	1:27.370
7	C	Don RAWSON		Rawson Special	1:21.716	1	D.N.F.	60.62	

FASTEST LAP

6	C	Roger WINDLEY		Genie	1:22.053	4	64.76mph	104.22kph
33	D	Kerry HORAN		Vincent Trenberth	1:27.370	3	60.82mph	97.88kph
17	B	Jean REES		Rees Special	1:43.228	5	51.48mph	82.85kph

Non-starter: 12
Weather/Track: Cloudy/Dry

Clerk of Course:

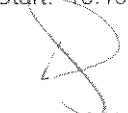

www.mstworld.com

MST sports timing

Stewards:

Cadwell Park
Circuit Length = 1.4761 miles.
Start: 16:16

Timekeeper:


Issued - 16:31 Saturday, 19 May 2001

1.19pm

Kelsport/Club Lotus Roadsports Provisional Results Race 11

POS	NO	CL	NAME	NAT	ENTRY	TIME	LAPS	GAP	MPH	BEST
1	29	C	Keith AHLERS		Morgan +8	11:38.732	10		75.53	1:09.191
2	11	C	Mal DAVISON		Porsche 993	11:44.363	10	5.631	74.93	1:09.985
3	5	B	Dean LANZANTE		Lotus Elise	11:52.637	10	13.905	74.06	1:10.167
4	23	B	Stephen OLIVER		Lotus Elise	12:10.772	10	32.040	72.22	1:10.591
5	3	C	Pat THOMAS		Lotus Exige	12:15.182	10	36.450	71.79	1:12.976
6	77	C	Robbie WATTS		Renault Spider	12:17.275	10	38.543	71.58	1:12.887
7	99	C	Alex LIVESLEY		Jensen Healey	12:28.351	10	49.619	70.52	1:14.237
8	66	C	John REED		Renault Spider	12:45.924	10	1:07.192	68.91	1:14.396
9	32	A	Howard JONES		Ginetta G4	11:48.029	9	1 LAP	67.03	1:17.910
10	21	B	Patrick SMITH		TVR Tasmin	12:18.630	9	1 LAP	64.26	1:21.330
11	9	A	Pete RICHARDS		Clan Crusader	12:32.755	9	1 LAP	63.05	1:17.497
12	22	A	Steve JAY		Clan Crusader	12:48.044	9	1 LAP	61.80	1:22.464

FASTEST LAP

29	C	Keith AHLERS	Morgan +8	1:09.191	4	76.80mph	123.60kph
5	B	Dean LANZANTE	Lotus Elise	1:10.167	7	75.73mph	121.88kph
9	A	Pete RICHARDS	Clan Crusader	1:17.497	5	68.57mph	110.35kph

Non-starters: 18 & 27
Weather/Track: Cloudy/Dry

Clerk of Course:

He S. Watt
13.15

MST sports timing

Stewards:

Timekeeper:

Cadwell Park
Circuit Length = 1.4761 miles.
Start: 12:55

[Signature]

Demon Tweeks/Yokohama/CCC Stock Hatch Provisional Results Race 12 - HEAT 1

POS	NO	CL	NAME	NAT	ENTRY	TIME	LAPS	GAP	MPH	BEST
1	81		Matthew PERKS		Fiesta XR2	13:25.227	10		65.54	1:20.357
2	36		Tim MARSHALL		Peugeot 205 GTi	13:26.908	10	1.681	65.41	1:20.071
3	44		Martin ROGERS		Fiesta XR2	13:30.907	10	5.680	65.08	1:20.747
4	69		Tim HARRADINE		Fiesta XR2	13:31.079	10	5.852	65.07	1:20.702
5	89		Nick JOYCE		Fiesta XR2	13:33.713	10	8.486	64.86	1:20.751
6	91		Steven GROOM		Peugeot 205 GTi	13:36.866	10	11.639	64.61	1:19.960
7	76		Simon HARVEY		Peugeot 205 GTi	13:37.418	10	12.191	64.56	1:21.200
8	32		Daniel ADDERLEY		Peugeot 205 GTi	13:39.635	10	14.408	64.39	1:21.464
9	83		Ian KAY		Fiesta XR2	13:44.846	10	19.619	63.98	1:21.031
10	59		Gary HALL		Fiesta XR2	13:47.357	10	22.130	63.79	1:21.850
11	38		Phillip BECKER		Fiesta XR2i	14:13.737	10	48.510	61.82	1:22.380
12	21		Sarah DYSON		Escort XR3i	14:14.719	10	49.492	61.75	1:23.984
13	57		Richard HERBERT		Fiesta XR2	14:15.139	10	49.912	61.72	1:23.834
14	34		Chris BALL		Fiesta XR2	14:16.610	10	51.383	61.61	1:20.251
15	94		Terry FRIEL		Fiesta XR2	14:19.469	10	54.242	61.41	1:23.523
16	16		James BLACKSELL		Peugeot 205 GTi	14:24.271	10	59.044	61.06	1:23.092
17	88		Ian OAKES		Vauxhall Nova GTE	14:32.075	10	1:06.848	60.52	1:25.616
18	64		Peter HANDS		Fiesta XR2	14:38.091	10	1:12.864	60.10	1:24.719
19	72		Clifford PELLIN		Fiesta XR2	13:57.041	9	1 LAP	56.70	1:22.534
20	79		Gary PARKES		Fiesta XR2	14:17.387	9	1 LAP	55.36	1:22.384

NOT CLASSIFIED


35		Andrew THORPE		Fiesta XR2	7:07.376	5	D.N.F.	61.32	1:23.137
45		Francis WOOD		Peugeot 205 GTi		0	D.N.F.	N/A	

FASTEST LAP

91		Steven GROOM		Peugeot 205 GTi	1:19.960	9	66.46mph	106.95kph	
----	--	--------------	--	-----------------	----------	---	----------	-----------	--

Non-starters: 5 & 61
Weather/Track: Cloudy/Dry

Clerk of Course:



www.mstworld.com

MST sports timing

Stewards:

Timekeeper:

Cadwell Park
Circuit Length = 1.4761 miles.
Start: 13:12



Issued - 13:27 Sunday, 20 May 2001

750 Motor Club Formula Vee

Provisional Results Race 13 - HEAT

POS	NO	CL	NAME	NAT	ENTRY	TIME	LAPS	GAP	MPH	BEST
1	3		Craig DAVIS		Sheane FV01	11:35.099	10		75.93	1:08.954
2	45		Bill BURNETT		Sheane	11:37.506	10	2.407	75.66	1:09.276
3	28		Patrick SHERRINGTON		Scarab Mk2	11:37.844	10	2.745	75.63	1:08.920
4	18		Ivan CASEY		Leystone JH003	11:39.847	10	4.748	75.41	1:08.526
5	95		Tim CRIGHTON		Sheane	11:42.394	10	7.295	75.14	1:08.850
6	29		Stephen KERSHAW		Leystone JH003	11:42.996	10	7.897	75.07	1:09.124
7	5		Jon RANDALL		Kaimann	11:49.130	10	14.031	74.42	1:09.753
8	19		Andy METCALF		Leystone JH001	11:49.210	10	14.111	74.42	1:09.885
9	39		Lee ROUILLIER		Leystone	11:49.500	10	14.401	74.39	1:10.064
10	24		Alan ROBINSON		Leystone AHS	11:51.682	10	16.583	74.16	1:10.066
11	67		Stuart FEATHER		Sheane FV90 AJD	12:02.965	10	27.866	73.00	1:11.444
12	49		Ian RABY		Hawke DL	12:10.500	10	35.401	72.25	1:11.937
13	65		Michael FENWICK		Leystone JH002	12:10.733	10	35.634	72.22	1:11.257
14	86		Richard HARRIS		Sheane FV87	12:11.293	10	36.194	72.17	1:10.518
15	36		Peter KALPAKIOTIS		Leystone AHS	12:24.367	10	49.268	70.90	1:13.597
16	85		Tony DOWSON		Sheane	12:34.165	10	59.066	69.98	1:12.651
17	94		Aaron ATKINS		Sheane	12:35.195	10	1:00.096	69.88	1:13.034
18	50		James CONYERS		Conyers V1	12:42.212	10	1:07.113	69.24	1:14.632
19	99		John PARRY		Scarab Mk2	12:43.785	10	1:08.686	69.10	1:15.207
20	42		Ian ELLIS		Scarab Mk4	11:40.308	9	1 LAP	67.77	1:16.004
NOT CLASSIFIED										
91			Ian BUXTON		Leystone	8:33.924	7	D.N.F.	71.67	1:12.903
43			John STAPLETON		Leystone JH002	2:24.936	2	D.N.F.	70.84	1:12.098
57			Neil CHILLEYSTONE		Scarab Mk2	2:49.100	2	D.N.F.	60.72	1:32.519
FASTEST LAP										
18			Ivan CASEY		Leystone JH003	1:08.526	7	77.55mph	124.80kph	

Non-starter: 9
Weather/Track: Cloudy/Dry

Clerk of Course:



www.mstworld.com

MST sports timing

Stewards:

Cadwell Park
Circuit Length = 1.4761 miles.
Start: 13:37

Timekeeper:

Issued - 13:50 Sunday, 20 May 2001

Demon Tweeks/Yokohama/CCC Hot Hatch Provisional Results Race 14

POS	NO	CL	NAME	NAT	ENTRY	TIME	LAPS	GAP	MPH	BEST
1	82	B	Guy FOULGER		Citroen Saxo VTR	12:14.902	10		71.81	1:12.819
2	51	B	Simon HILL		Peugeot 205 GTi	12:15.372	10	0.470	71.77	1:12.625
3	22	B	Andy FELLS		Fiesta XR2	12:23.770	10	8.868	70.96	1:14.168
4	77	B	Steve POWLESLAND		Peugeot 205 GTi	12:25.347	10	10.445	70.81	1:14.226
5	60	A	Lee REYNOLDS		Citroen AX GTi	12:28.711	10	13.809	70.49	1:14.251
6	14	B	Martyn CULLEY		Fiesta XR2	12:34.315	10	19.413	69.97	1:13.938
7	41	B	Barrie CULLEY		Fiesta XR2	12:35.187	10	20.285	69.88	1:14.400
8	43	B	Martin RUTHERFORD		Fiesta XR2	12:37.345	10	22.443	69.69	1:14.178
9	32	B	Adrian LOWES		Escort XR3	12:43.348	10	28.446	69.14	1:15.185
10	85	B	Bernie BOWDEN		Vauxhall Nova GTE	12:51.722	10	36.820	68.39	1:15.249
11	31	B	Lewis WILLIAMS		Fiesta XR2	12:52.359	10	37.457	68.33	1:15.621
12	81	C	Jay FROST		Renault Clio	12:54.719	10	39.817	68.12	1:15.497
13	88	A	Steve POLLEY		Toyota Starlet	12:56.493	10	41.591	67.97	1:15.357
14	6	A	Mark CUNNINGHAM		Citroen AX GT	12:56.768	10	41.866	67.94	1:15.884
15	25	B	Geoff BLUFF		Vauxhall Nova GTE	13:19.808	10	1:04.906	65.99	1:17.412
16	55	C	Steve HORNER		Fiesta RS 1800	13:21.463	10	1:06.561	65.85	1:18.168
17	33	B	Richard KINGSNORTH		Peugeot 205 GTi	13:22.108	10	1:07.206	65.80	1:18.074
18	27	A	Elliot MEWSE ✓		Rover Metro GTi	12:48.771	9	1 LAP	61.74	1:20.954

NOT CLASSIFIED

50	B	John HAMMERSLEY	Peugeot 205 GTi	8:48.997	7	D.N.F.	69.63	1:13.010
84	A	Mark BUSH	Rover Metro GTi	8:54.269	7	D.N.F.	68.95	1:15.353
8	B	Richard WALMSLEY	Peugeot 205 GTi	9:19.806	5	D.N.F.	46.81	1:15.628
26	B	Jason MARINO	Fiesta XR2	2:36.679	2	D.N.F.	65.53	1:15.805
52	A	John WAPLES	Citroen AX GT	1:24.867	1	D.N.F.	58.37	

FASTEST LAP

51	B	Simon HILL	Peugeot 205 GTi	1:12.625	10	73.17mph	117.76kph
60	A	Lee REYNOLDS	Citroen AX GTi	1:14.251	8	71.57mph	115.18kph
81	C	Jay FROST	Renault Clio	1:15.497	7	70.39mph	113.28kph

Weather/Track: Cloudy/Dry

Clerk of Course:

[Signature] 14 33

www.mstworld.com

MST sports timing

Stewards:

Cadwell Park
Circuit Length = 1.4761 miles.
Start: 13:55

Timekeeper:

[Signature]

Issued - 14:09 Sunday, 20 May 2001

750 Motor Club Formula Four Provisional Results Race 15

POS	NO	CL	NAME	NAT	ENTRY	TIME	LAPS	GAP	MPH	BEST
1	3	A	Erwin SMIECH		Reynard SF86	13:24.078	12		78.85	1:02.278
2	21	A	Andy SCHULZ		Chevron B67	13:24.228	12	0.150	78.84	1:02.688
3	11	A	Chris KITE		ERM	13:29.251	12	5.173	78.35	1:03.947
4	16	A	Damon BLAND		Van Diemen RF86	13:29.417	12	5.339	78.33	1:03.992
5	42	D	David FRICKER		Van Diemen RF97	13:33.860	12	9.782	77.91	1:04.687
6	17	A	Ray GARDNER		Van Diemen RF86	13:34.341	12	10.263	77.86	1:05.015
7	6	D	John MOORE		Forest MOT VD95	13:35.460	12	11.382	77.75	1:04.793
8	36	D	Simon PARKER		Swift SC96	14:16.107	12	52.029	74.06	1:07.792
9	26	D	Barry POMFRET		Van Diemen RF98	14:16.202	12	52.124	74.05	1:06.849
10	12	A	John WOODWARD		Delta	14:17.718	12	53.640	73.92	1:06.969
11	38	D	Steve TAYLOR		Van Diemen RF96	14:19.680	12	55.602	73.75	1:07.254
12	40	A	David LONGSTAFF		Ray 89F	14:23.335	12	59.257	73.44	1:07.698
13	27	D	David BLYTH		Vector MG97	14:29.266	12	1:05.188	72.94	1:09.174
14	37	C	Paul FELLOWS		Royale RP27	14:32.098	12	1:08.020	72.70	1:10.405
15	71	A	Jock SERGISON		Highlander	14:31.589	11	1 LAP	66.65	1:17.357
16	70	A	Ewen SERGISON		Sergison Mk1	13:28.317	8	4 LAPS	52.14	1:23.233

NOT CLASSIFIED

43	B	John ROBERTS		Van Diemen RF82	4:40.667	4	D.N.F.	74.45	1:08.838
----	---	--------------	--	-----------------	----------	---	--------	-------	----------

FASTEST LAP

3	A	Erwin SMIECH		Reynard SF86	1:02.278	11	85.33mph	137.32kph
42	D	David FRICKER		Van Diemen RF97	1:04.687	3	82.15mph	132.21kph
43	B	John ROBERTS		Van Diemen RF82	1:08.838	4	77.20mph	124.23kph
37	C	Paul FELLOWS		Royale RP27	1:10.405	9	75.48mph	121.47kph

No 36 includes 10 seconds penalty
Non-starter: 91 Weather/Track: Cloudy/Dry

MST sports timing

Cadwell Park
Circuit Length = 1.4761 miles.
Start: 14:20

Clerk of Course:

Stewards:

Timekeeper:

[Signature] 16/31

[Signature]

**Demon Tweeks/Yokohama/CCC Stock Hatch
Provisional Results Race 16 - HEAT 2**

POS	NO	CL	NAME	NAT	ENTRY	TIME	LAPS	GAP	MPH	BEST
1	12		Matthew POTTER		Peugeot 205 GTi	13:06.670	10		67.09	1:18.430
2	82		Alan THORNDYKE		Peugeot 205 GTi	13:07.302	10	0.632	67.03	1:18.913
3	71		Darren CLAYTON		Fiesta XR2	13:13.301	10	6.631	66.53	1:19.085
4	68		Tony TAYLOR		Peugeot 205 GTi	13:17.167	10	10.497	66.20	1:19.508
5	92		Paul McMILLAN		Peugeot 205 GTi	13:17.839	10	11.169	66.15	1:19.586
6	43		Jason WATKINS		Fiesta XR2	13:18.634	10	11.964	66.08	1:19.074
7	33		Daniel NEIL		Peugeot 205 GTi	13:20.256	10	13.586	65.95	1:19.371
8	19		Matthew LEWIS		Fiesta XR2	13:24.546	10	17.876	65.60	1:19.526
9	65		Terry ROUGHTON		Peugeot 205 GTi	13:27.444	10	20.774	65.36	1:19.993
10	73		David CHINN		Fiesta XR2	13:28.276	10	21.606	65.29	1:19.838
11	31		David HICKTON		Fiesta XR2	13:29.833	10	23.163	65.17	1:20.288
12	30		Carl TOWNEND		Peugeot 205 GTi	13:35.551	10	28.881	64.71	1:20.138
13	44		Martin ROGERS		Fiesta XR2	13:36.987	10	30.317	64.60	1:20.746
14	91		Steven GROOM		Peugeot 205 GTi	13:41.940	10	35.270	64.21	1:21.296
15	69		Tim HARRADINE		Fiesta XR2	13:43.528	10	36.858	64.09	1:21.242
16	41		Nigel HUNT		Peugeot 205 GTi	13:47.120	10	40.450	63.81	1:21.217
17	83		Ian KAY		Fiesta XR2	13:48.066	10	41.396	63.73	1:20.981
18	47		Dave BALDING		Fiesta XR2	13:51.440	10	44.770	63.48	1:20.214
19	36		Tim MARSHALL		Peugeot 205 GTi	13:56.817	10	50.147	63.07	1:20.235
20	89		Nick JOYCE		Fiesta XR2	14:04.972	10	58.302	62.46	1:22.371
21	76		Simon HARVEY		Peugeot 205 GTi	14:10.806	10	1:04.136	62.03	1:20.935

NOT CLASSIFIED

81	Matthew PERKS	Fiesta XR2	12:18.461	9	D.N.F.	64.27	1:21.113
22	Hilary HOWLETT	Peugeot 106 XSi	12:26.596	9	D.N.F.	63.57	1:18.783
96	Gareth WRIGHT	Fiesta XR2	8:25.454	6	D.N.F.	62.36	1:19.945

FASTEST LAP

12	Matthew POTTER	Peugeot 205 GTi	1:18.430	7	67.75mph	109.04kph
----	----------------	-----------------	----------	---	----------	-----------

Weather/Track: Cloudy/Dry

Clerk of Course:



15:31


www.mstworld.com

MST sports timing

Stewards:

Timekeeper:

Cadwell Park
Circuit Length = 1.4761 miles.
Start: 14:40



Issued - 14:54 Sunday, 20 May 2001

750 Motor Club Roadgoing Bike Engine Car Series Provisional Results Race 17

POS	NO	CL	NAME	NAT	ENTRY	TIME	LAPS	GAP	MPH	BEST
1	2	A	James BICKLEY		Westfield Megabusa	13:09.910	12		80.27	1:05.309
2	1	A	Richard SMITH		Westfield Megabusa	13:23.623	12	13.713	78.90	1:05.418
3	24	B	Martin BROOKS		Westfield SE	13:39.117	12	29.207	77.41	1:07.997
4	12	A	Michael JONES		Caterham Blackbird	13:39.855	12	29.945	77.34	1:07.636
5	22	B	Steve KELSEY		Locost	13:52.230	12	42.320	76.19	1:08.630
6	6	B	Gordon GRIFFIN		Fisher Fury	13:13.475	11	1 LAP	73.21	1:11.199
7	4	B	Peter HURST		Locoblade	13:14.111	11	1 LAP	73.15	1:11.143
8	10	B	Dominic HOLLINGDALE		Locoblade	13:21.275	11	1 LAP	72.50	1:12.063
9	11	B	Mike FIELD		Fisher Fury	13:34.864	11	1 LAP	71.29	1:11.313
10	9	A	Jonathan WRIGHT		Westfield Megabusa	13:51.549	11	1 LAP	69.86	1:11.671
11	5	B	Matthew ROWE		Westfield Blade	14:08.709	11	1 LAP	68.44	1:14.520

NOT CLASSIFIED

35	B	Alistair MASSARELLA		Fisher Fury	8:02.546	7	D.N.F.	76.34	1:08.207
----	---	---------------------	--	-------------	----------	---	--------	-------	----------

FASTEST LAP

2	A	James BICKLEY		Westfield Megabusa	1:05.309	8	81.37mph	130.95kph
24	B	Martin BROOKS		Westfield SE	1:07.997	12	78.15mph	125.77kph

Weather/Track: Cloudy/Dry

Clerk of Course:



www.mstworld.com

MST sports timing

Stewards:

Cadwell Park
Circuit Length = 1.4761 miles.
Start: 09:45

Timekeeper:



Issued - 15:15 Sunday, 20 May 2001

750 Motor Club Formula Vee Provisional Results Race 18 - FINAL

POS	NO	CL	NAME	NAT	ENTRY	TIME	LAPS	GAP	MPH	BEST
1	2		Trevor WELSH		Leystone 2001	11:14.677	10		78.22	1:07.588
2	1		Jeremy CLARK		Spyder GAC	11:15.044	10	0.367	78.18	1:07.449
3	37		Paul MITSON		Sheane	11:28.705	10	14.028	76.63	1:08.430
4	6		Guy BELLINGHAM		Scarab Mk2	11:29.157	10	14.480	76.58	1:08.232
5	3		Craig DAVIS		Sheane FV01	11:29.327	10	14.650	76.56	1:08.278
6	7		Ian JORDAN		Sheane 98	11:29.837	10	15.160	76.51	1:08.439
7	34		David HALL		SLS Group Sheane	11:30.120	10	15.443	76.47	1:08.297
8	28		Patrick SHERRINGTON		Scarab Mk2	11:37.003	10	22.326	75.72	1:08.359
9	5		Jon RANDALL		Kaimann	11:41.167	10	26.490	75.27	1:08.797
10	29		Stephen KERSHAW		Leystone JH003	11:42.842	10	28.165	75.09	1:08.411
11	87		Mike PASCALL		Sheane 2000	11:43.619	10	28.942	75.01	1:09.143
12	24		Alan ROBINSON		Leystone AHS	11:45.750	10	31.073	74.78	1:09.529
13	39		Lee ROUILLIER		Leystone	11:57.449	10	42.772	73.56	1:10.171
14	49		Ian RABY		Hawke DL	11:57.855	10	43.178	73.52	1:10.531
15	86		Richard HARRIS		Sheane FV87	12:01.714	10	47.037	73.13	1:10.839
16	67		Stuart FEATHER		Sheane FV90 AJD	12:02.058	10	47.381	73.09	1:10.717
17	19		Andy METCALF		Leystone JH001	12:12.222	10	57.545	72.08	1:11.741
18	36		Peter KALPAKIOTIS		Leystone AHS	12:13.215	10	58.538	71.98	1:11.981
19	85		Tony DOWSON		Sheane	12:13.424	10	58.747	71.96	1:11.854
20	94		Aaron ATKINS		Sheane	11:49.328	9	1 LAP	66.91	1:15.730

NOT CLASSIFIED

95			Tim CRIGHTON		Sheane	9:25.155	8	D.N.F.	74.58	1:08.907
65			Michael FENWICK		Leystone JH002	7:14.706	6	D.N.F.	72.51	1:11.376

FASTEST LAP

1			Jeremy CLARK		Spyder GAC	1:07.449	9	78.78mph	126.79kph	
---	--	--	--------------	--	------------	----------	---	----------	-----------	--

Non-starters: 11, 18, 41 & 45
Weather/Track: Cloudy/Dry

Clerk of Course:

www.mstworld.com

MST sports timing

Stewards:

Timekeeper:

Cadwell Park
Circuit Length = 1.4761 miles.
Start: 15:50

Issued - 16:02 Sunday, 20 May 2001

Autoscribe 750 Formula Provisional Results Race 19

POS	NO	CL	NAME	NAT	ENTRY	TIME	LAPS	GAP	MPH	BEST
1	4		Peter BOVE		Darvi 88/P	11:39.655	10		75.43	1:09.984
2	2		Pete KNIPE		DNC F750	11:44.686	10	5.031	74.89	1:10.123
3	3		Bob SIMPSON		SS Reliant	12:00.773	10	21.118	73.22	1:11.621
4	0		Mick HARRIS		Darvi 877	12:01.474	10	21.819	73.15	1:10.964
5	77		Nige COWLEY		Cowley MkIV	12:19.352	10	39.697	71.38	1:11.474
6	43		Dick HARVEY		Darvi - 91D	12:23.983	10	44.328	70.94	1:13.388
7	19		Dave ROBSON		SDAR/83	12:24.616	10	44.961	70.88	1:13.306
8	11	B	Andrew LAKE		Darvi Mk5B	12:43.614	10	1:03.959	69.11	1:15.941
9	42	B	Martin KEMP		Darvi Mk6	12:44.362	10	1:04.707	69.05	1:15.715
10	16	B	Paul MORRIS		Darvi 92J	12:56.379	10	1:16.724	67.98	1:15.634
11	50		Rodney HILL		Mystic T4/21	11:44.107	9	1 LAP	67.41	1:17.299
12	27	B	Sue BUXTON		Darvi Mk5/97	11:50.459	9	1 LAP	66.81	1:17.908
13	41	B	Charles VACY-ASH		Arcos 9	12:10.723	9	1 LAP	64.95	1:15.721
14	31	B	Sean GRAHAM		Marrow	12:48.731	9	1 LAP	61.74	1:23.938
15	36	B	Julian THOMAS		Le Tigre	12:10.283	8	2 LAPS	57.72	1:25.638

NOT CLASSIFIED

1			Antony RAINE		Centaur Mk16	10:03.338	8	D.N.F.	69.86	1:11.732
7			Tim COUSINS		Darvi Mk5	5:50.079	5	D.N.F.	74.86	1:09.860
20	B		Mark WINDLEY		Time 3B	6:58.227	5	D.N.F.	62.66	1:21.729
23	B		Jenny DYE		Tristesse	6:20.755	4	D.N.F.	54.88	1:33.494

FASTEST LAP

7			Tim COUSINS		Darvi Mk5	1:09.860	3	76.07mph	122.42kph	
16	B		Paul MORRIS		Darvi 92J	1:15.634	4	70.26mph	113.07kph	

Non-starters: 70
Weather/Track: Cloudy/Dry

Clerk of Course:

M.D. Wall 16 33

www.mstworld.com

MST sports timing

Stewards:

Timekeeper:

Cadwell Park
Circuit Length = 1.4761 miles.
Start: T6-11

Demon Tweeks/Yokohama/CCC Stock Hatch

Provisional Results Race 20 - FINAL

POS	NO	CL	NAME	NAT	ENTRY	TIME	LAPS	GAP	MPH	BEST
1	24		Tony SCARLETT		Peugeot 106 SXi	12:57.392	10		67.89	1:17.819
2	97		Andy HERRING		Suzuki Swift GTi	13:00.635	10	3.243	67.61	1:17.981
3	8		Steve GORDON		Peugeot 106 XSi	13:03.758	10	6.366	67.34	1:18.043
4	25		Pete MORGAN		Fiesta XR2	13:04.915	10	7.523	67.24	1:18.044
5	11		Sean STANWAY		Fiesta XR2	13:06.584	10	9.192	67.10	1:18.145
6	6		Andy BURGESS		Suzuki Swift GTi	13:09.205	10	11.813	66.87	1:18.649
7	10		Glenn STOKES		Peugeot 106	13:14.409	10	17.017	66.43	1:19.183
8	9		Paul SHEEHAN		Peugeot 205 GTi	13:15.122	10	17.730	66.37	1:19.040
9	23		Paul TIBBS		Fiesta XR2	13:18.134	10	20.742	66.12	1:19.223
10	33		Daniel NEIL		Peugeot 205 GTi	13:21.074	10	23.682	65.88	1:19.227
11	68		Tony TAYLOR		Peugeot 205 GTi	13:22.818	10	25.426	65.74	1:19.111
12	19		Matthew LEWIS		Fiesta XR2	13:26.653	10	29.261	65.43	1:19.488
13	13		James WARNER		Fiesta XR2	13:27.010	10	29.618	65.40	1:19.033
14	15		Darren BLUMSON		Peugeot 205 GTi	13:28.244	10	30.852	65.30	1:18.454
15	65		Terry ROUGHTON		Peugeot 205 GTi	13:31.479	10	34.087	65.04	1:20.249
16	92		Paul McMILLAN		Peugeot 205 GTi	13:31.643	10	34.251	65.02	1:18.758
17	43		Jason WATKINS		Fiesta XR2	13:33.572	10	36.180	64.87	1:20.162
18	73		David CHINN		Fiesta XR2	13:40.457	10	43.065	64.33	1:20.725

NOT CLASSIFIED

60			Craig SHEPHERD		Fiesta XR2	8:09.705	6	D.N.F.	64.37	1:20.415
2			Paul TAYLOR		Peugeot 205 GTi	5:19.446	4	D.N.F.	65.41	1:18.373
71			Darren CLAYTON		Fiesta XR2	5:56.074	4	D.N.F.	58.68	1:23.233
12			Matthew POTTER		Peugeot 205 GTi	2:41.550	2	D.N.F.	63.55	1:21.101
82			Alan THORNDYKE		Peugeot 205 GTi	1:19.016	1	D.N.F.	62.69	

FASTEST LAP

24			Tony SCARLETT		Peugeot 106 SXi	1:17.819	6	68.29mph	109.90kph	
----	--	--	---------------	--	-----------------	----------	---	----------	-----------	--

Non-starter: 3

Weather/Track: Bright/Dry

Clerk of Course:



www.mstworld.com

MST sports timing

Stewards:

Timekeeper:



Cadwell Park
Circuit Length = 1.4761 miles.
Start: 16:47

Issued - 17:01 Sunday 20 May 2001